Case No. : GTS20220323004-1-1	
Ambient Condition: 25 ℃, 45 %RH,	
Test Date: 2022-6-08	**Test Engineer:** Jenny Zeng

Appendix A.1: 20dB Emission Bandwidth

Test Result

TestMode	Antenna	Frequency[MHz]	20db EBW[MHz]	FL[MHz]	FH[MHz]	Limit[MHz]	Verdict
DH1	Ant1	2402	0.930	2401.544	2402.474	---	---
		2441	0.939	2440.544	2441.483	---	---
		2480	0.900	2479.550	2480.450	---	---
2DH1	Ant1	2402	1.242	2401.373	2402.615	---	---
		2441	1.251	2440.367	2441.618	---	---
		2480	1.227	2479.367	2480.594	---	---
3DH1	Ant1	2402	1.248	2401.385	2402.633	---	---
		2441	1.251	2440.385	2441.636	---	---
		2480	1.266	2479.367	2480.633	---	---

Test Graphs

DH1_Ant1_2402

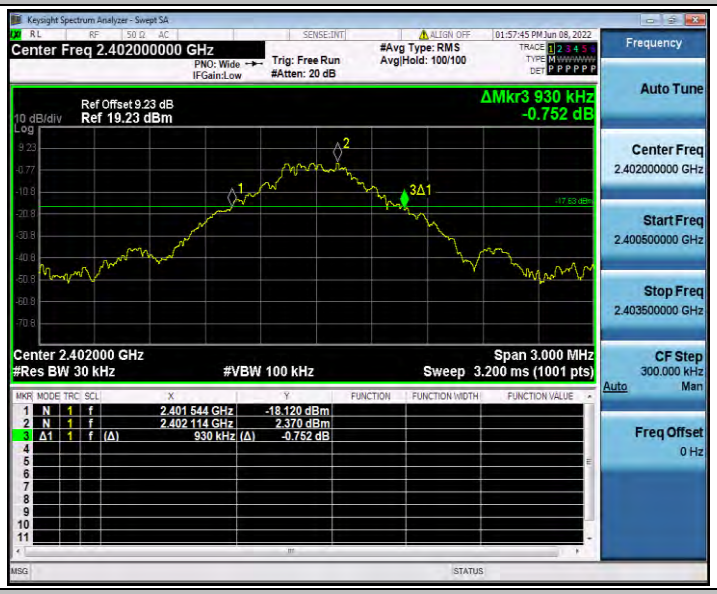

DH1_Ant1_2441

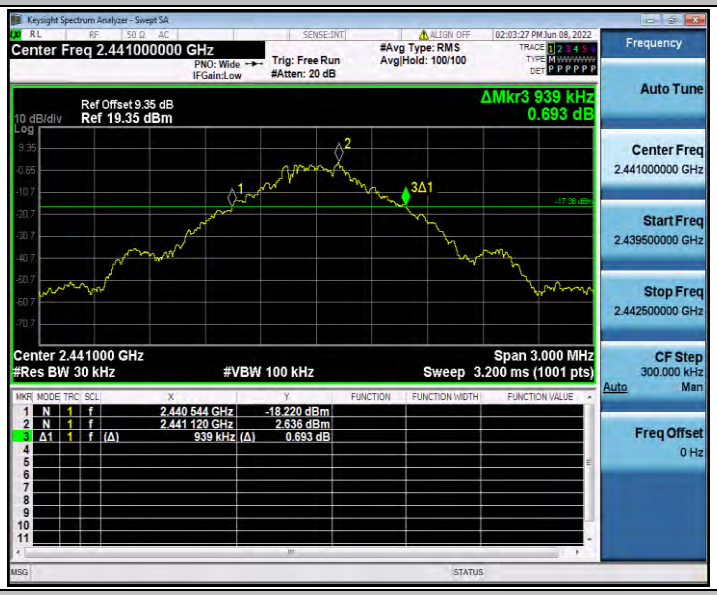

DH1_Ant1_2480

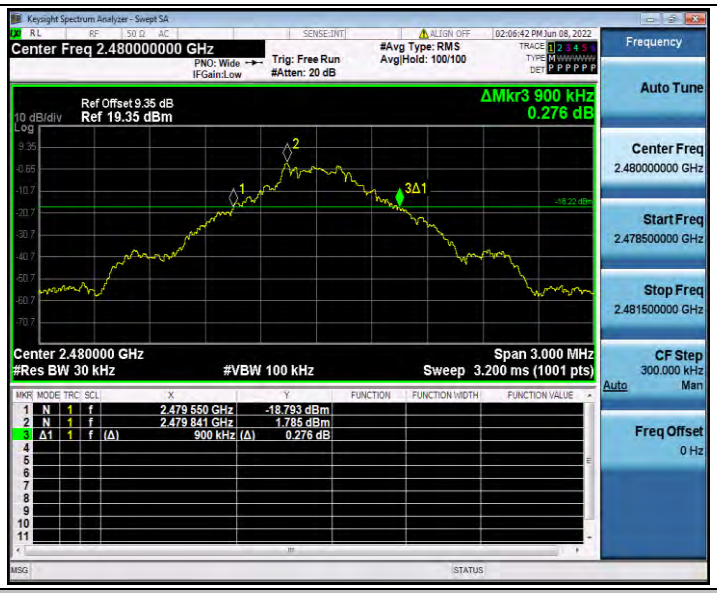

2DH1_Ant1_2402

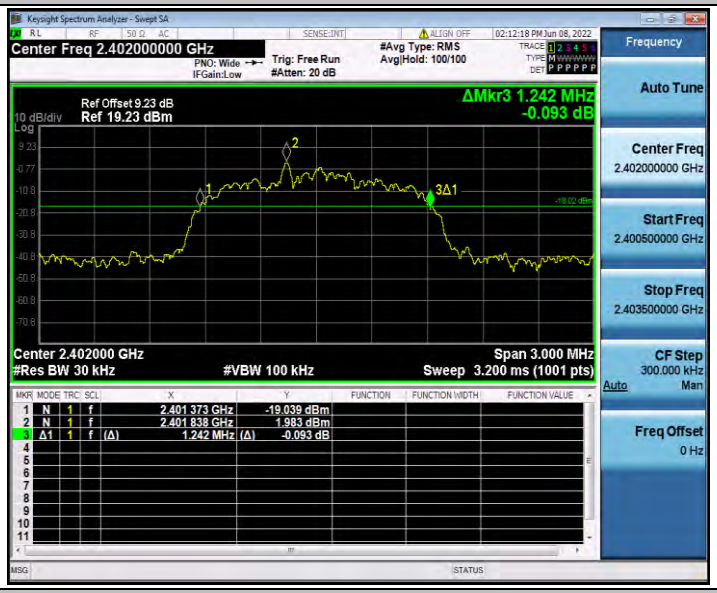

2DH1_Ant1_2441

2DH1_Ant1_2480

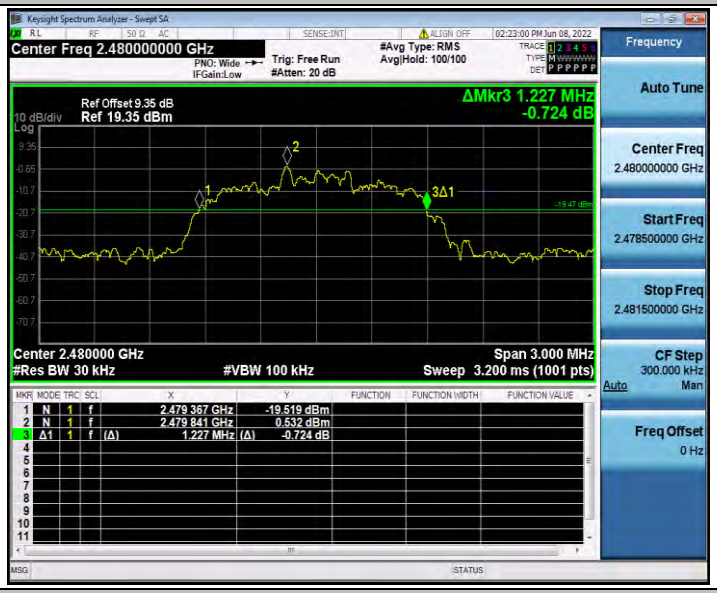

3DH1_Ant1_2402

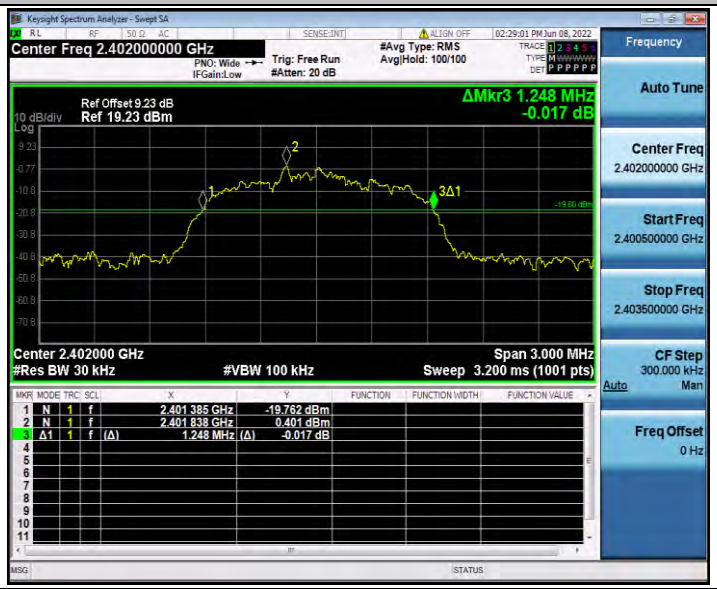

3DH1_Ant1_2441

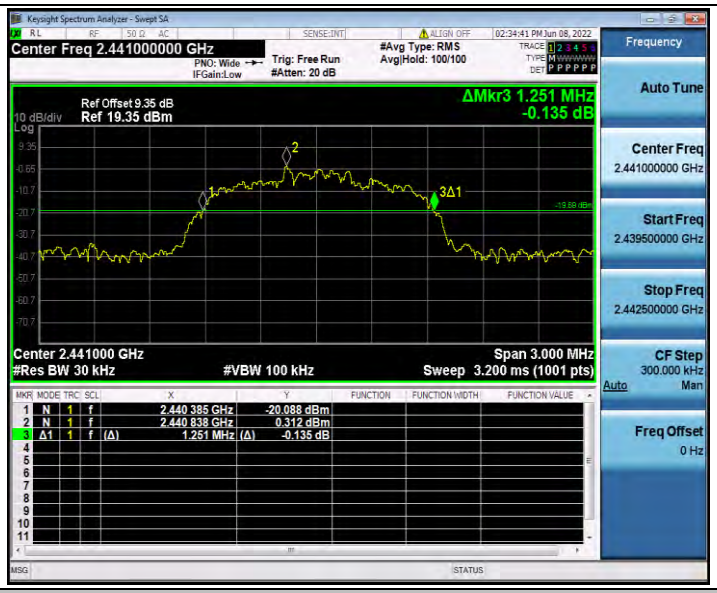

3DH1_Ant1_2480

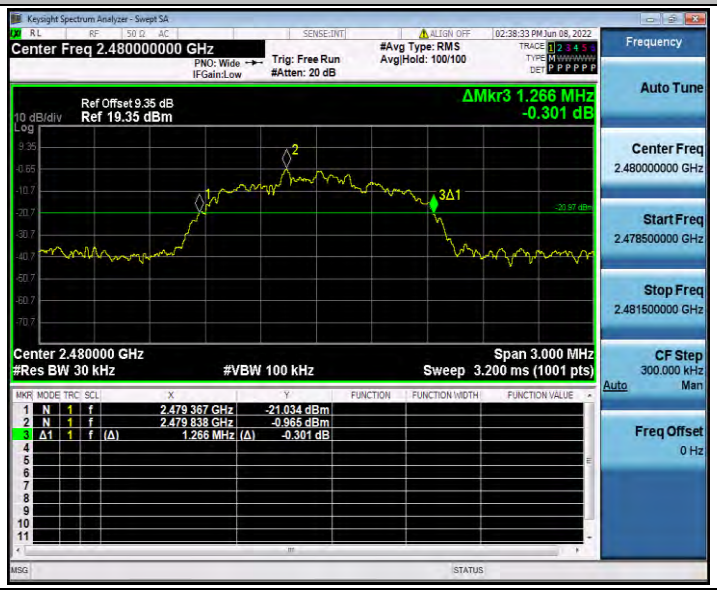

Appendix A.2: Occupied Channel Bandwidth

Test Result

TestMode	Antenna	Frequency[MHz]	OCB [MHz]	FL[MHz]	FH[MHz]	Limit[MHz]	Verdict
DH1	Ant1	2402	0.83450	2401.583	2402.417	---	---
		2441	0.84682	2440.575	2441.422	---	---
		2480	0.84256	2479.578	2480.420	---	---
2DH1	Ant1	2402	1.1583	2401.418	2402.577	---	---
		2441	1.1611	2440.415	2441.577	---	---
		2480	1.1613	2479.417	2480.578	---	---
3DH1	Ant1	2402	1.1512	2401.433	2402.585	---	---
		2441	1.1615	2440.429	2441.591	---	---
		2480	1.1624	2479.429	2480.591	---	---

Test Graphs

DH1_Ant1_2402

DH1_Ant1_2441

DH1_Ant1_2480

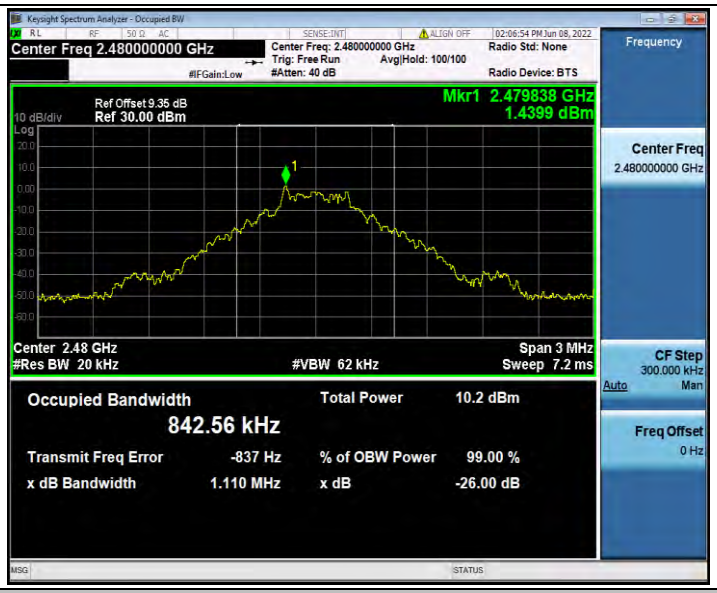

2DH1_Ant1_2402

2DH1_Ant1_2441

2DH1_Ant1_2480

3DH1_Ant1_2402

3DH1_Ant1_2441

3DH1_Ant1_2480

Appendix A.3: Carrier frequency separation

Test Result

TestMode	Antenna	Frequency[MHz]	Result[MHz]	Limit[MHz]	Verdict
DH1	Ant1	Hop_2402	0.986	≥0.939	PASS
		Hop_2441	1.008	≥0.939	PASS
		Hop_2480	0.994	≥0.939	PASS
2DH1	Ant1	Hop_2402	0.986	≥0.834	PASS
		Hop_2441	0.994	≥0.834	PASS
		Hop_2480	1.000	≥0.834	PASS
3DH1	Ant1	Hop_2402	1.170	≥0.844	PASS
		Hop_2441	1.164	≥0.844	PASS
		Hop_2480	1.012	≥0.844	PASS

Test Graphs

DH1_Ant1_Hop_2402

DH1_Ant1_Hop_2441

DH1_Ant1_Hop_2480

2DH1_Ant1_Hop_2402

2DH1_Ant1_Hop_2441

2DH1_Ant1_Hop_2480

3DH1_Ant1_Hop_2402

3DH1_Ant1_Hop_2441

3DH1_Ant1_Hop_2480

Appendix A.4: Time of occupancy

Test Result

TestMode	Antenna	Frequency[MHz]	BurstWidth [ms]	TotalHops [Num]	Result[s]	Limit[s]	Verdict
DH1	Ant1	Hop	0.37	330	0.122	≤0.4	PASS
DH3	Ant1	Hop	1.62	180	0.292	≤0.4	PASS
DH5	Ant1	Hop	2.87	110	0.316	≤0.4	PASS
2DH1	Ant1	Hop	0.37	320	0.12	≤0.4	PASS
2DH3	Ant1	Hop	1.63	180	0.293	≤0.4	PASS
2DH5	Ant1	Hop	2.88	120	0.345	≤0.4	PASS
3DH1	Ant1	Hop	0.37	330	0.124	≤0.4	PASS
3DH3	Ant1	Hop	1.63	160	0.26	≤0.4	PASS
3DH5	Ant1	Hop	2.88	130	0.374	≤0.4	PASS

Test Graphs

DH1_Ant1_Hop
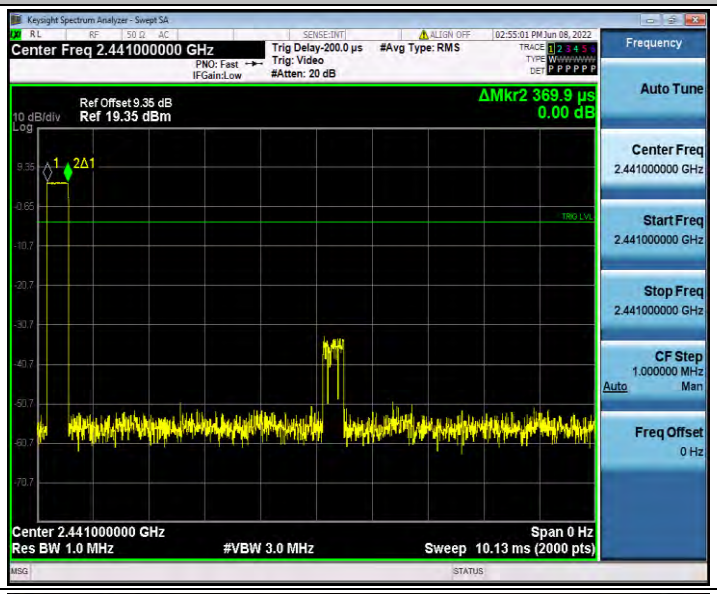
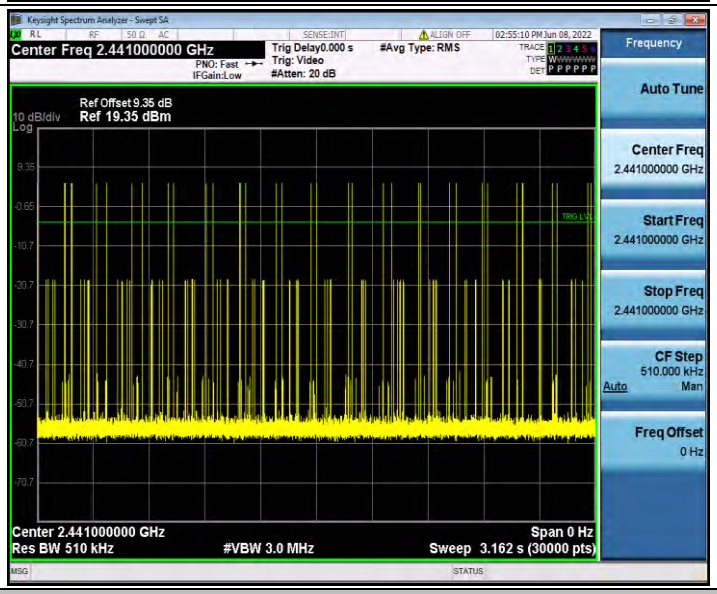
DH3_Ant1_Hop

Keysight Spectrum Analyzer - Swept SA
Center Freq 2.441000000 GHz
Trig Delay-200.0 µs
#Avg Type: RMS
Trig: Video
#Atten: 20 dB
PNO: Fast
IFGain:Low
Ref Offset 9.35 dB
10 dB/div
Ref 19.35 dBm
ΔMkr2 1.621 ms
0.10 dB
Center 2.441000000 GHz
Span 0 Hz
Res BW 1.0 MHz
#VBW 3.0 MHz
Sweep 10.13 ms (2000 pts)
Frequency
Auto Tune
Center Freq
2.441000000 GHz
Start Freq
2.441000000 GHz
Stop Freq
2.441000000 GHz
CF Step
1.000000 MHz
Auto
Man
Freq Offset
0 Hz

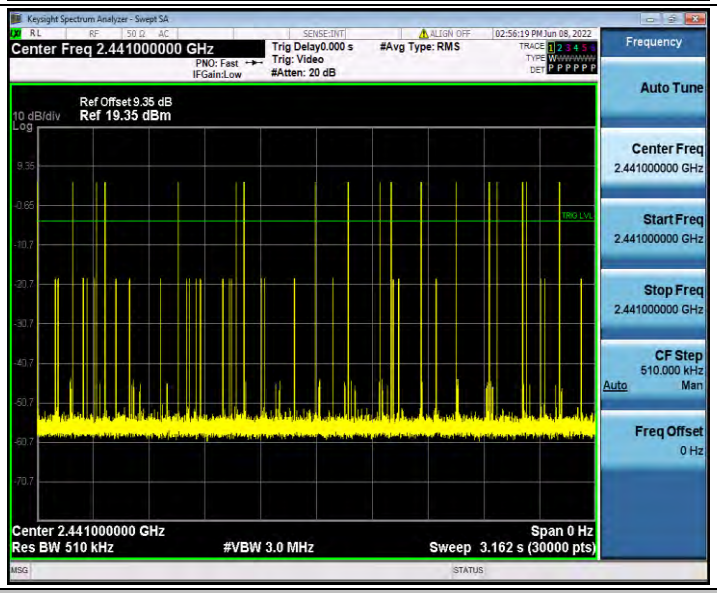
Keysight Spectrum Analyzer - Swept SA
Center Freq 2.441000000 GHz
Trig Delay0.000 s
#Avg Type: RMS
Trig: Video
#Atten: 20 dB
PNO: Fast
IFGain:Low
Ref Offset 9.35 dB
10 dB/div
Ref 19.35 dBm
Center 2.441000000 GHz
Span 0 Hz
Res BW 510 kHz
#VBW 3.0 MHz
Sweep 3.162 s (30000 pts)
Frequency
Auto Tune
Center Freq
2.441000000 GHz
Start Freq
2.441000000 GHz
Stop Freq
2.441000000 GHz
CF Step
510.000 kHz
Auto
Man
Freq Offset
0 Hz

DH5_Ant1_Hop

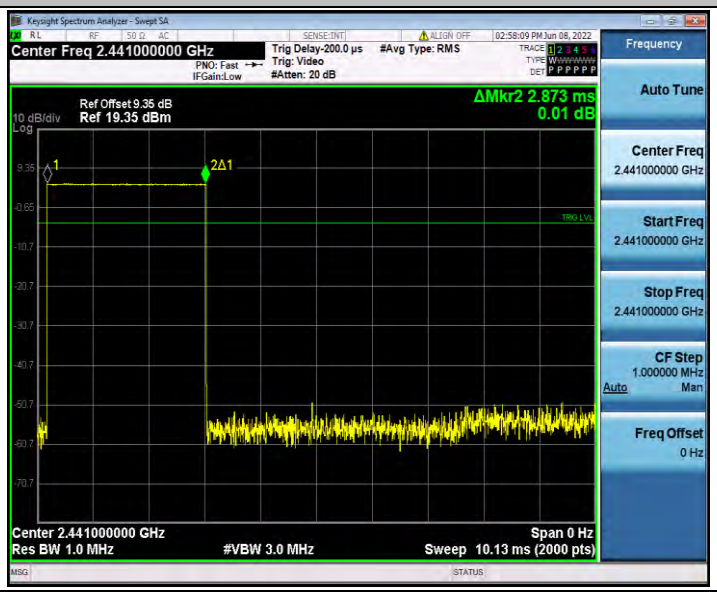
Keysight Spectrum Analyzer - Swept SA
Center Freq 2.441000000 GHz
Trig Delay-200.0 µs
#Avg Type: RMS
Trig: Video
#Atten: 20 dB
PNO: Fast
IFGain:Low
Ref Offset 9.35 dB
10 dB/div
Ref 19.35 dBm
ΔMkr2 2.873 ms
0.01 dB
Center 2.441000000 GHz
Span 0 Hz
Res BW 1.0 MHz
#VBW 3.0 MHz
Sweep 10.13 ms (2000 pts)
Frequency
Auto Tune
Center Freq
2.441000000 GHz
Start Freq
2.441000000 GHz
Stop Freq
2.441000000 GHz
CF Step
1.000000 MHz
Auto
Man
Freq Offset
0 Hz

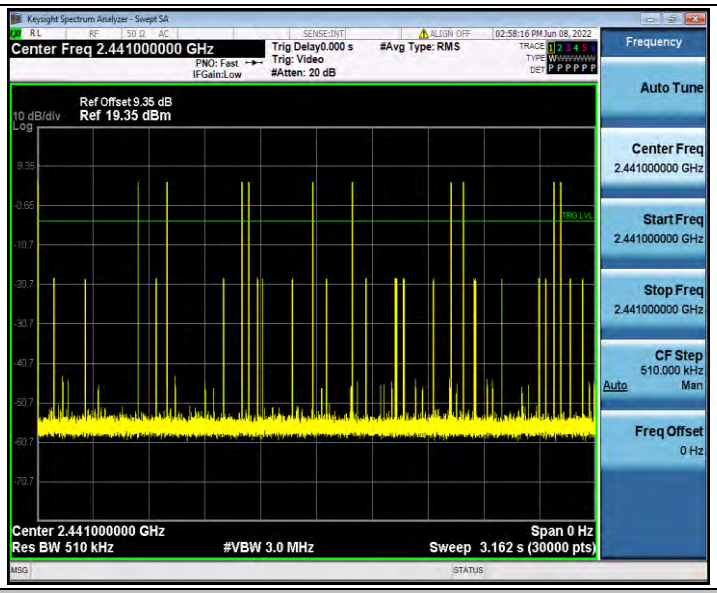

2DH1_Ant1_Hop

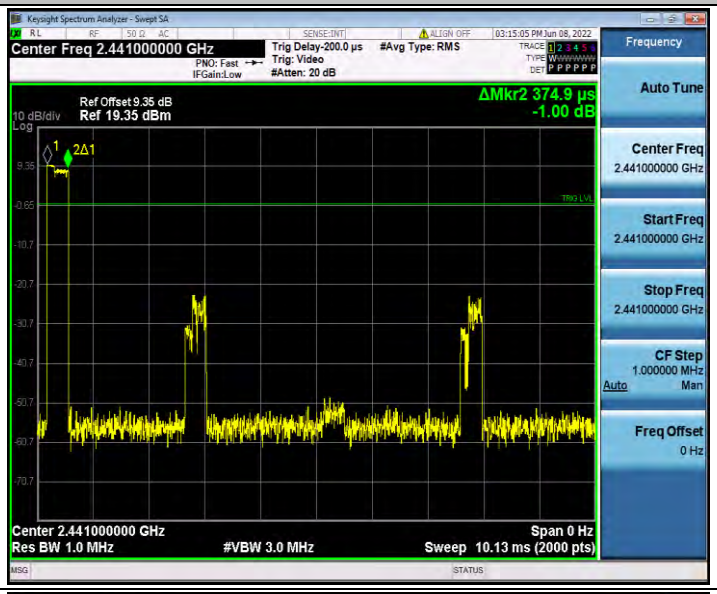

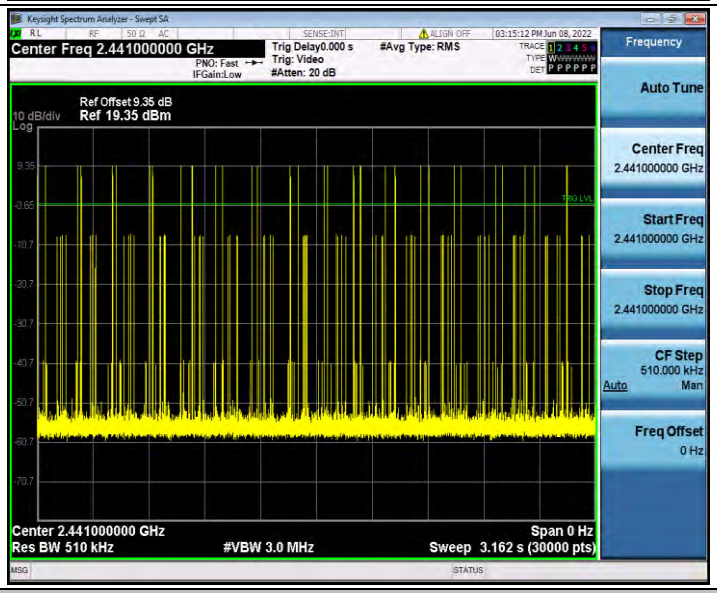

2DH3_Ant1_Hop

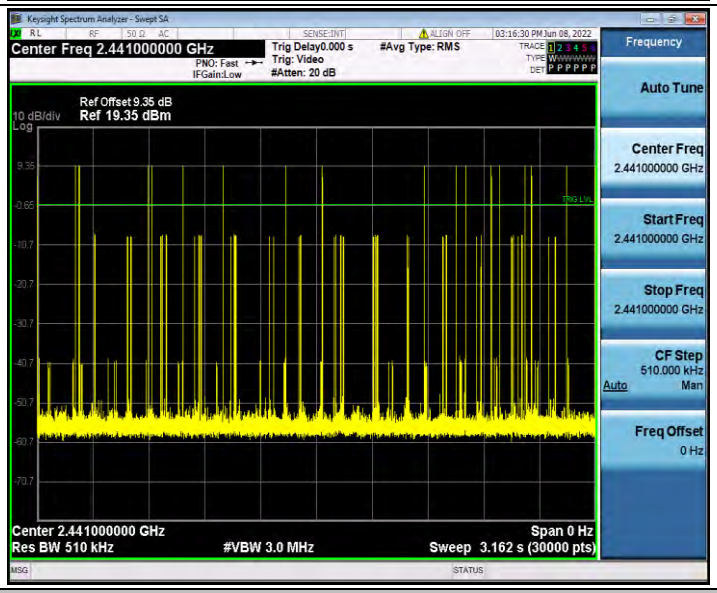

2DH5_Ant1_Hop

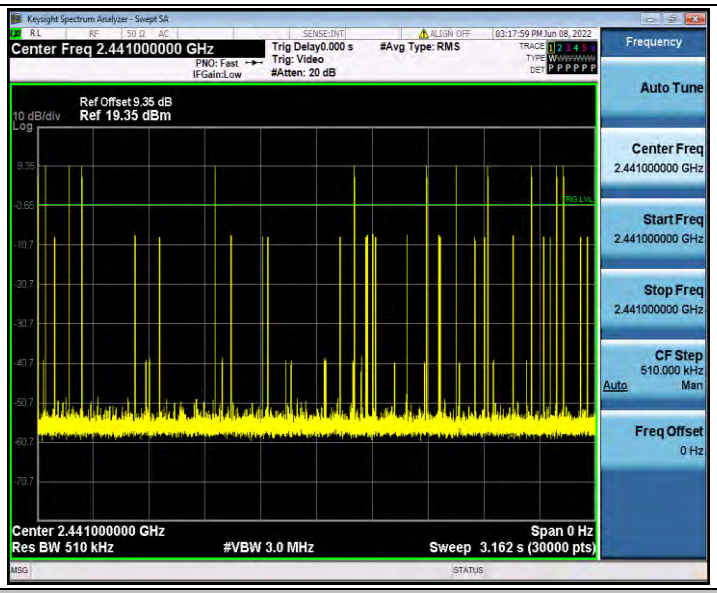

3DH1_Ant1_Hop

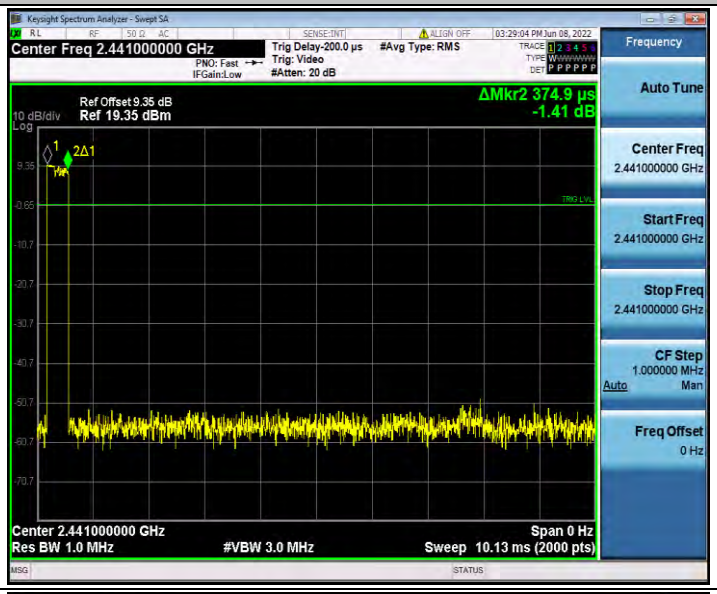

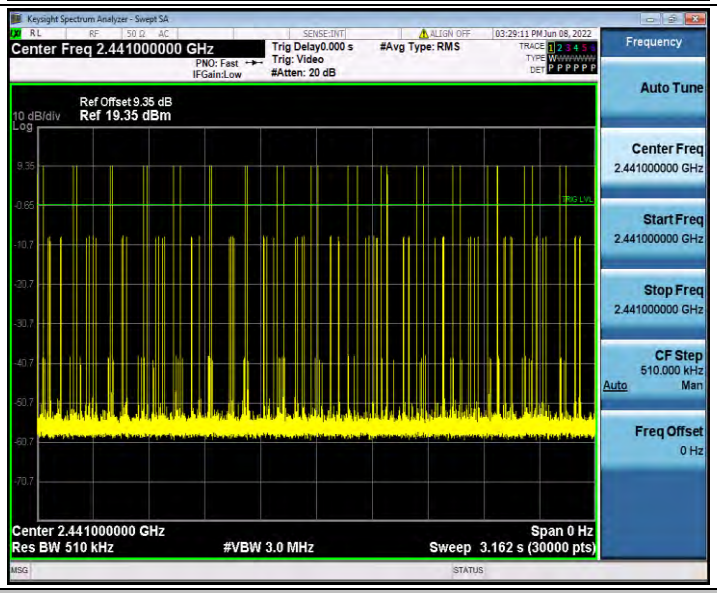

3DH3_Ant1_Hop

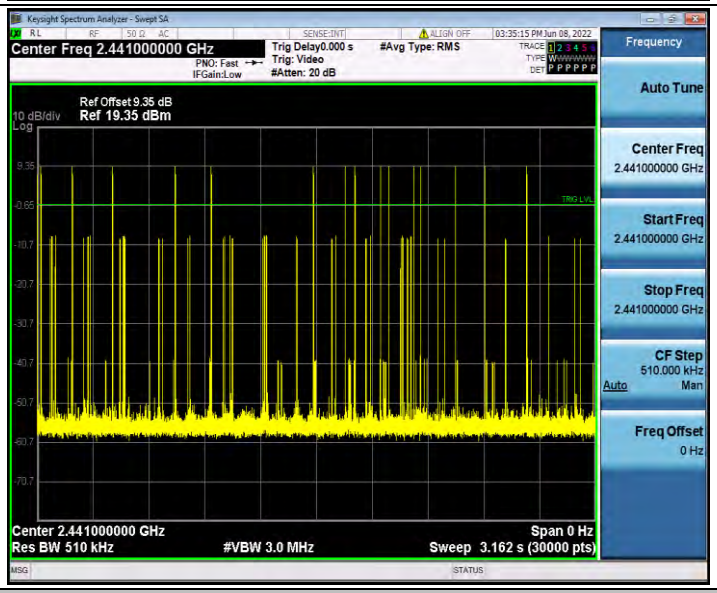

3DH5_Ant1_Hop

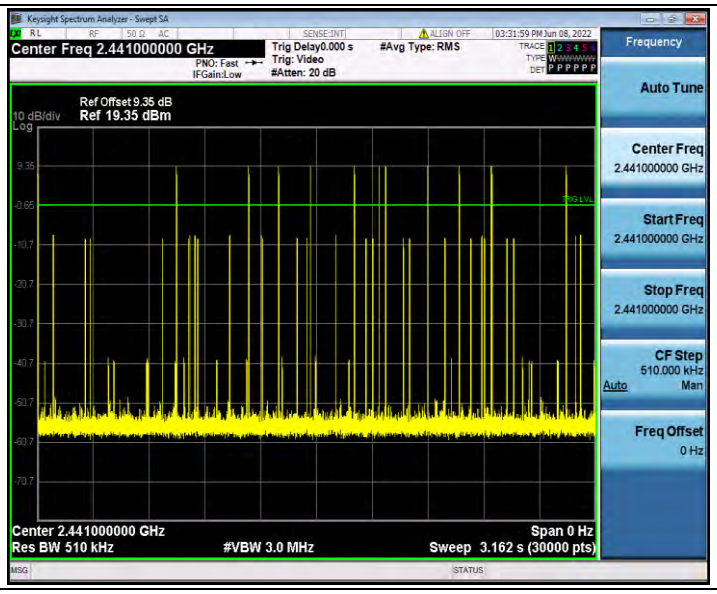
Keysight Spectrum Analyzer - Swept SA
RL
RF
50 Ω AC
SENSE:INT
ALIGN OFF
03:31:59 PM Jun 08, 2022
Center Freq 2.441000000 GHz
PNO: Fast
IFGain:Low
Trig Delay 0.000 s
Trig: Video
#Atten: 20 dB
#Avg Type: RMS
TRACE 1 2 3 4 5 6
TYPE W W W W W W
DET P P P P P P
Ref Offset 9.35 dB
10 dB/div
Ref 19.35 dBm
Log
9.35
-0.65
-10.7
-20.7
-30.7
-40.7
-50.7
-60.7
-70.7
TRG LVL
Center 2.441000000 GHz
Span 0 Hz
Res BW 510 kHz
#VBW 3.0 MHz
Sweep 3.162 s (30000 pts)
MSG
STATUS
Frequency
Auto Tune
Center Freq
2.441000000 GHz
Start Freq
2.441000000 GHz
Stop Freq
2.441000000 GHz
CF Step
510.000 kHz
Auto
Man
Freq Offset
0 Hz

Appendix A.5: Number of hopping channels

Test Result

TestMode	Antenna	Frequency[MHz]	Result[Num]	Limit[Num]	Verdict
DH1	Ant1	Hop	79	≥15	PASS
2DH1	Ant1	Hop	79	≥15	PASS
3DH1	Ant1	Hop	79	≥15	PASS

Test Graphs

DH1_Ant1_Hop

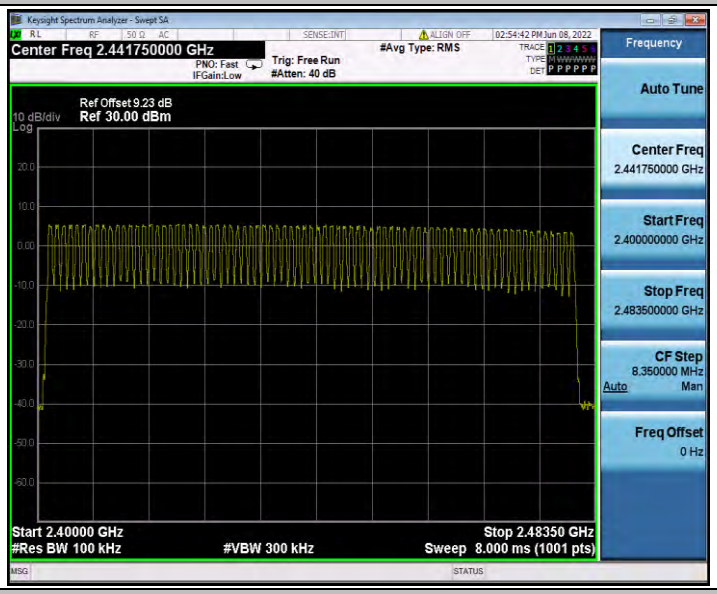

2DH1_Ant1_Hop

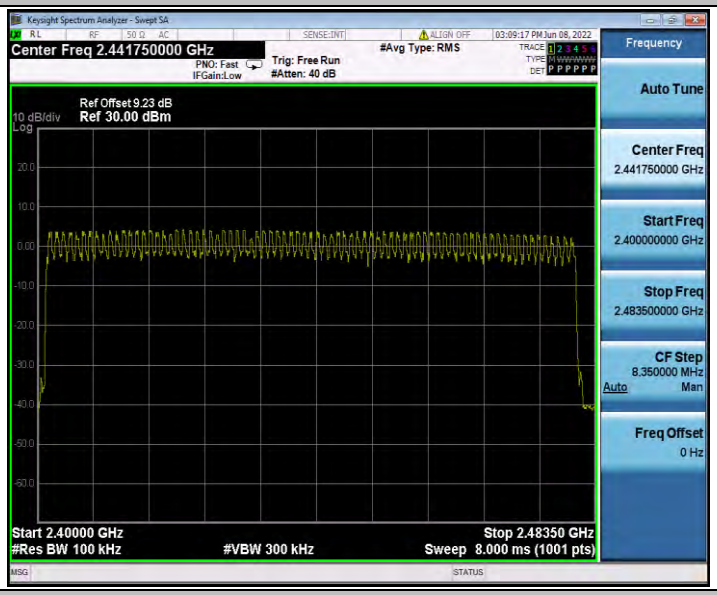

3DH1_Ant1_Hop

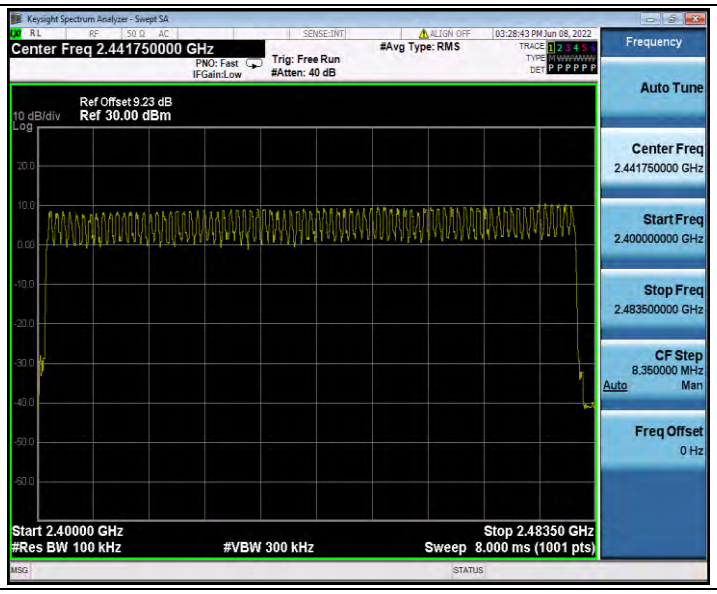
Keysight Spectrum Analyzer - Swept SA
RL
RF
50 Ω AC
SENSE:INT
ALIGN OFF
03:28:43 PM Jun 08, 2022
Center Freq 2.441750000 GHz
PNO: Fast
IFGain:Low
Trig: Free Run
#Atten: 40 dB
#Avg Type: RMS
TRACE 1 2 3 4 5 6
TYPE M WWWWWW
DET P P P P P P
Ref Offset 9.23 dB
10 dB/div
Ref 30.00 dBm
Log
20.0
10.0
0.00
-10.0
-20.0
-30.0
-40.0
-50.0
-60.0
Start 2.40000 GHz
#Res BW 100 kHz
#VBW 300 kHz
Stop 2.48350 GHz
Sweep 8.000 ms (1001 pts)
MSG
STATUS
Frequency
Auto Tune
Center Freq
2.441750000 GHz
Start Freq
2.400000000 GHz
Stop Freq
2.483500000 GHz
CF Step
8.350000 MHz
Auto
Man
Freq Offset
0 Hz

Appendix A.6: Band edge measurements

Test Result

TestMode	Antenna	ChName	Frequency[MHz]	RefLevel [dBm]	Result [dBm]	Limit [dBm]	Verdict
DH1	Ant1	Low	2402	5.40	-36.2	≤-14.61	PASS
		High	2480	3.76	-48.93	≤-16.24	PASS
		Low	Hop_2402	4.48	-44.72	≤-15.52	PASS
		High	Hop_2480	3.99	-48.42	≤-16.01	PASS
2DH1	Ant1	Low	2402	3.86	-49.24	≤-16.14	PASS
		High	2480	2.55	-48.54	≤-17.45	PASS
		Low	Hop_2402	3.44	-49.62	≤-16.56	PASS
		High	Hop_2480	10.13	-48.68	≤-9.87	PASS
3DH1	Ant1	Low	2402	3.75	-49.18	≤-16.25	PASS
		High	2480	2.56	-48.51	≤-17.44	PASS
		Low	Hop_2402	8.20	-49.64	≤-11.8	PASS
		High	Hop_2480	9.83	-48.96	≤-10.17	PASS

Test Graphs

DH1_Ant1_Low_2402

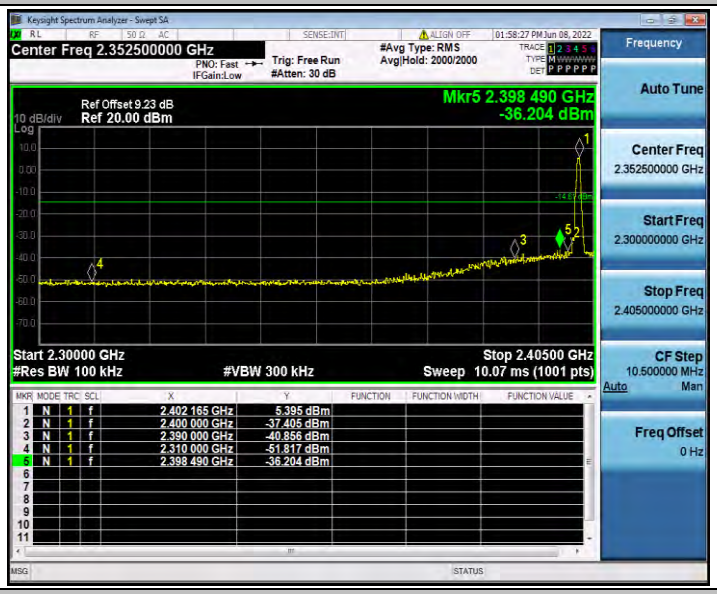

DH1_Ant1_High_2480

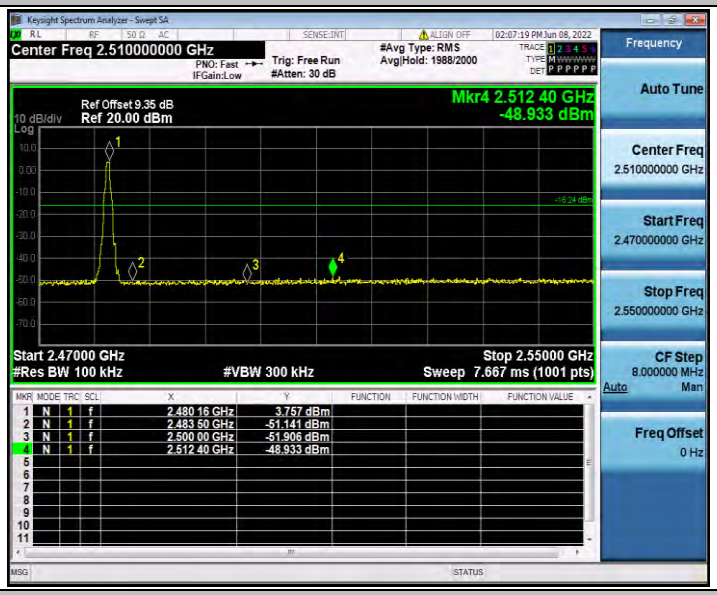

DH1_Ant1_Low_Hop_2402

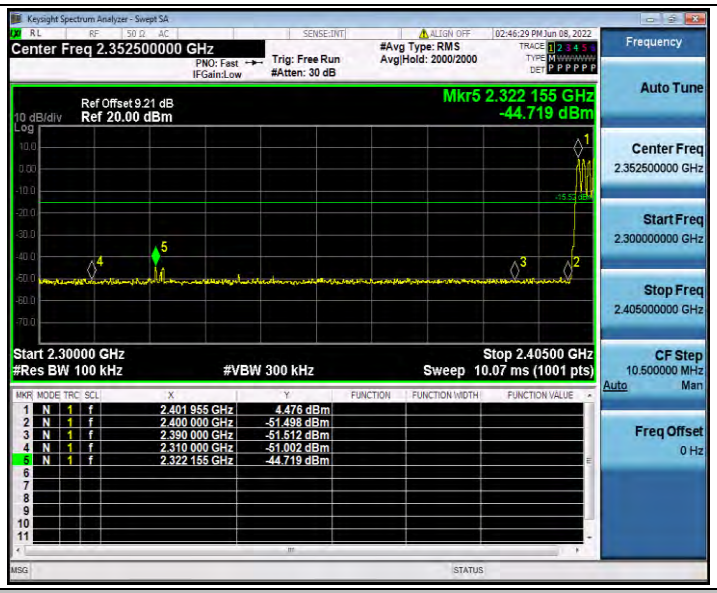

DH1_Ant1_High_Hop_2480

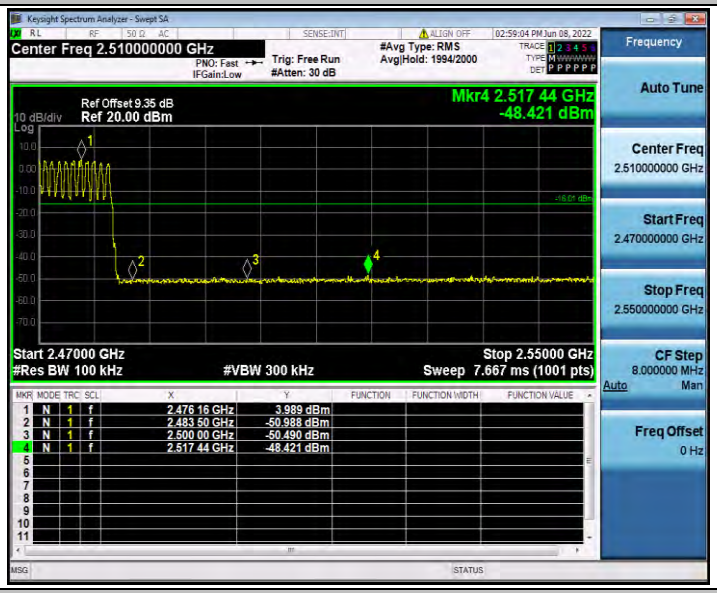

2DH1_Ant1_Low_2402

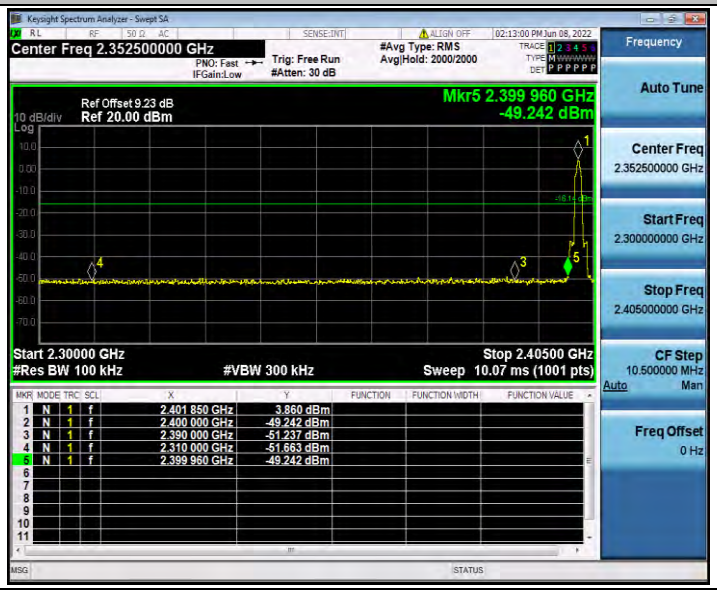

2DH1_Ant1_High_2480

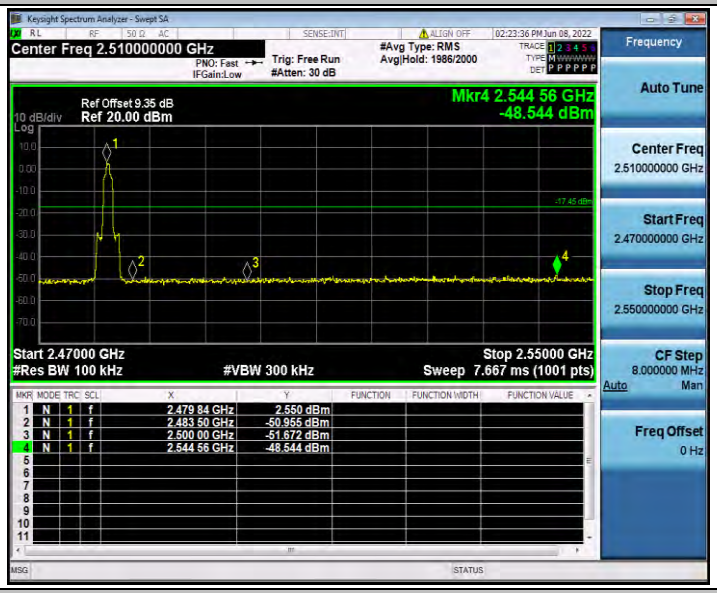

2DH1_Ant1_Low_Hop_2402

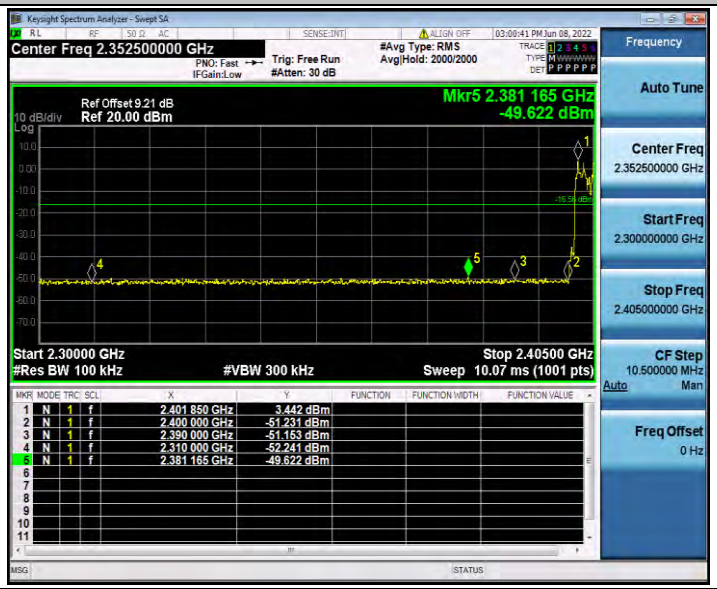

2DH1_Ant1_High_Hop_2480

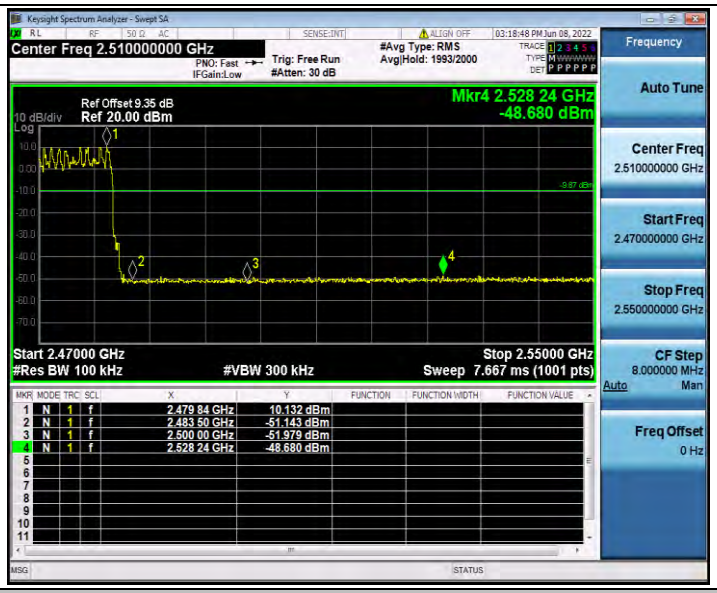

3DH1_Ant1_Low_2402

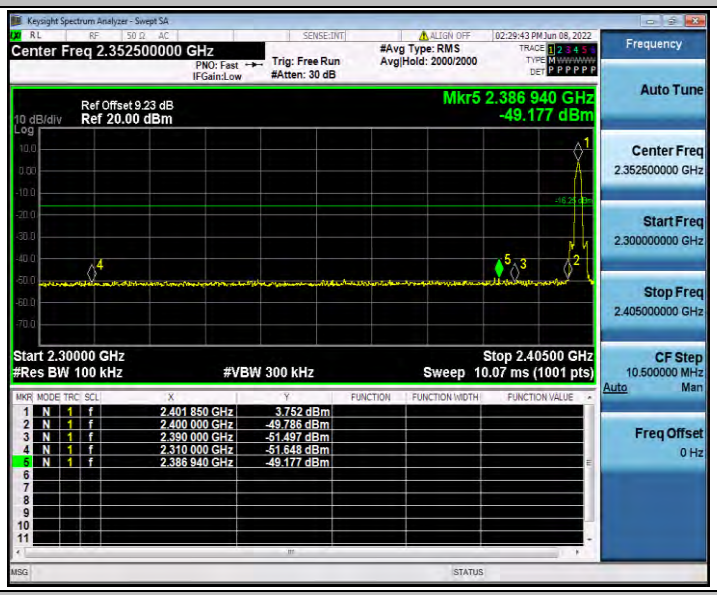

3DH1_Ant1_High_2480

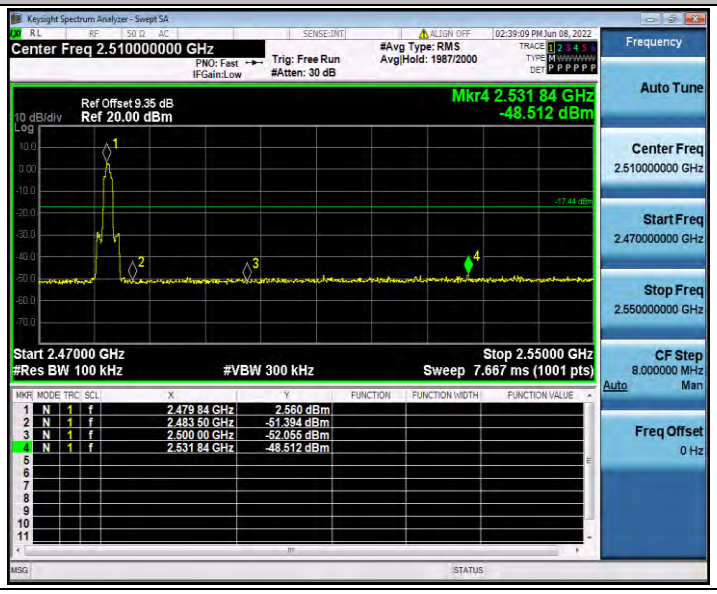

3DH1_Ant1_Low_Hop_2402

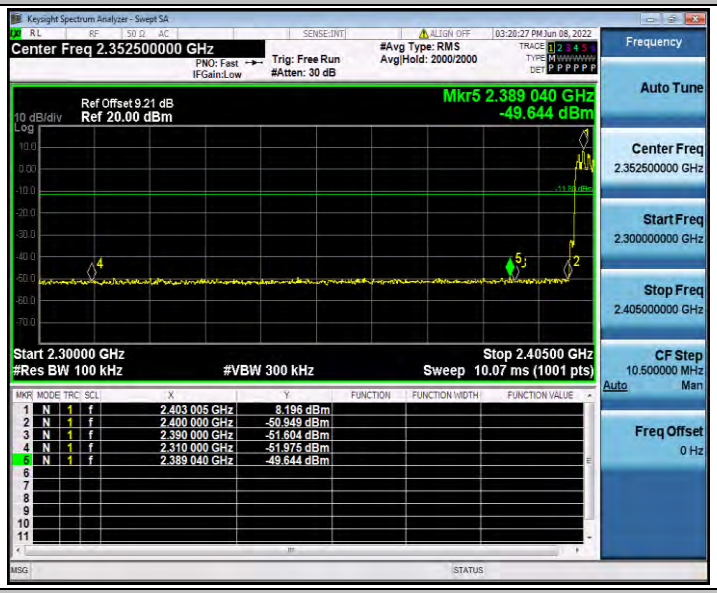

3DH1_Ant1_High_Hop_2480

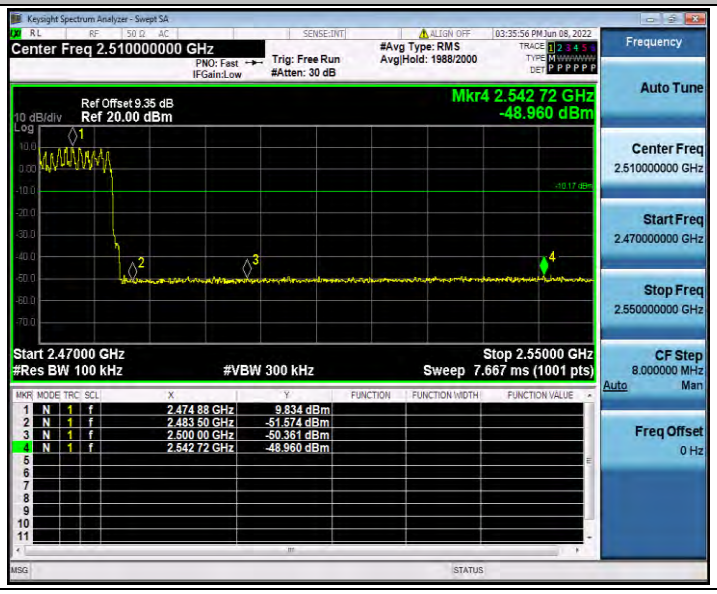

Appendix A.7: Conducted Spurious Emission

Test Result

TestMode	Antenna	Frequency[MHz]	FreqRange [MHz]	RefLevel [dBm]	Result [dBm]	Limit [dBm]	Verdict
DH1	Ant1	2402	Reference	4.93	4.93	---	PASS
			30~1000	4.93	-56.52	≤-15.07	PASS
			1000~26500	4.93	-47.6	≤-15.07	PASS
		2441	Reference	4.94	4.94	---	PASS
			30~1000	4.94	-59.67	≤-15.06	PASS
			1000~26500	4.94	-47.45	≤-15.06	PASS
		2480	Reference	3.52	3.52	---	PASS
			30~1000	3.52	-60.36	≤-16.48	PASS
			1000~26500	3.52	-47.74	≤-16.48	PASS
2DH1	Ant1	2402	Reference	3.64	3.64	---	PASS
			30~1000	3.64	-60.46	≤-16.36	PASS
			1000~26500	3.64	-47.83	≤-16.36	PASS
		2441	Reference	3.92	3.92	---	PASS
			30~1000	3.92	-59.6	≤-16.08	PASS
			1000~26500	3.92	-47.61	≤-16.08	PASS
		2480	Reference	2.30	2.30	---	PASS
			30~1000	2.30	-59.61	≤-17.7	PASS
			1000~26500	2.30	-46.59	≤-17.7	PASS
3DH1	Ant1	2402	Reference	3.55	3.55	---	PASS
			30~1000	3.55	-59.93	≤-16.45	PASS
			1000~26500	3.55	-48.04	≤-16.45	PASS
		2441	Reference	3.25	3.25	---	PASS
			30~1000	3.25	-60.3	≤-16.75	PASS
			1000~26500	3.25	-47.91	≤-16.75	PASS
		2480	Reference	2.22	2.22	---	PASS
			30~1000	2.22	-60.63	≤-17.78	PASS
			1000~26500	2.22	-47.36	≤-17.78	PASS

Test Graphs

DH1_Ant1_2402_0~Reference

DH1_Ant1_2402_30~1000

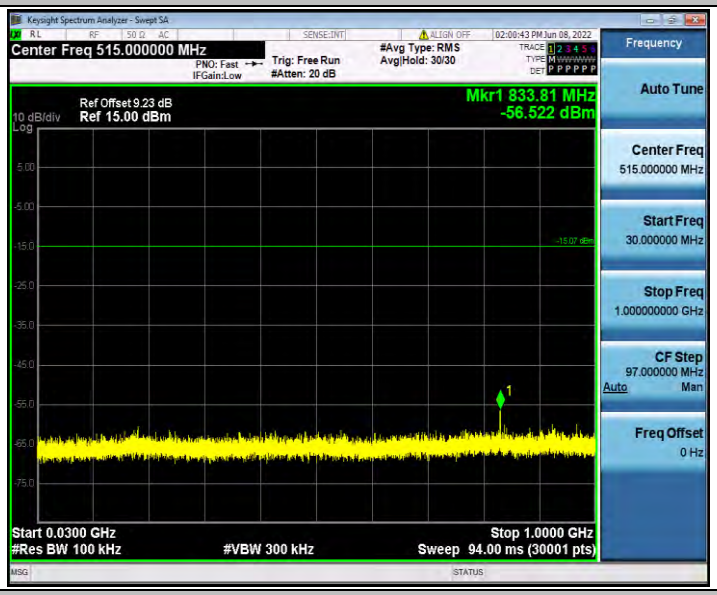

DH1_Ant1_2402_1000~26500

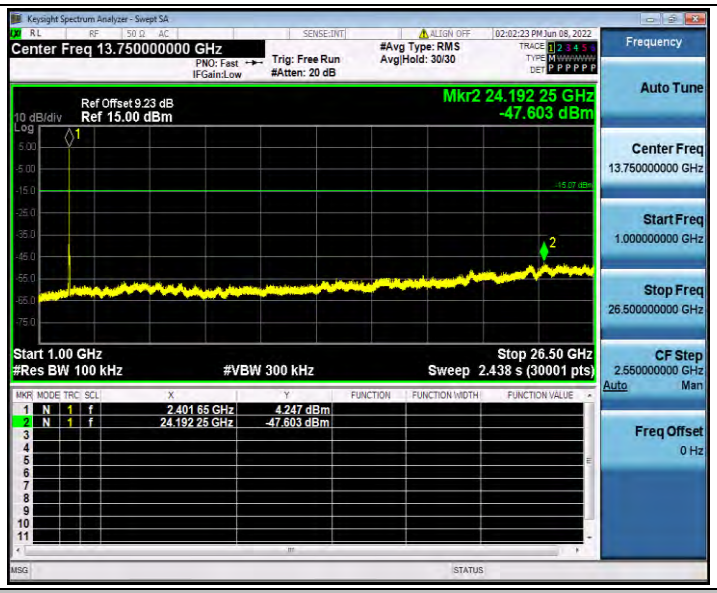

DH1_Ant1_2441_0~Reference

DH1_Ant1_2441_30~1000

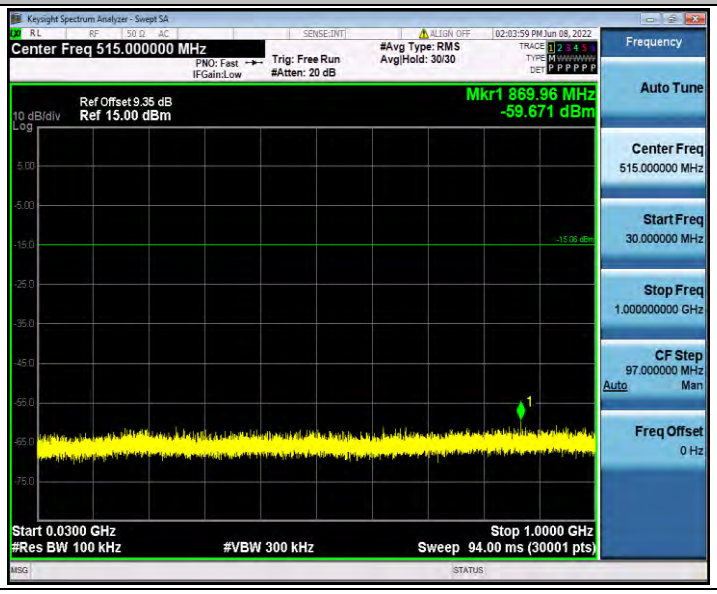

DH1_Ant1_2441_1000~26500

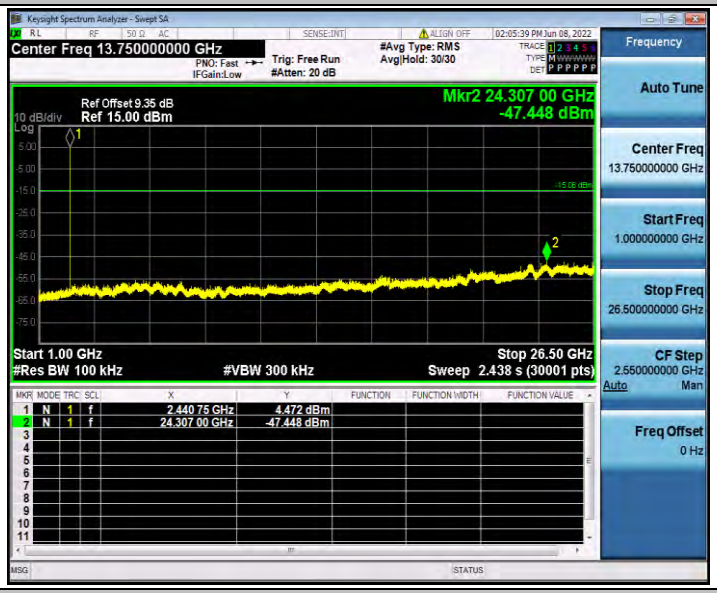

DH1_Ant1_2480_0~Reference

DH1_Ant1_2480_30~1000

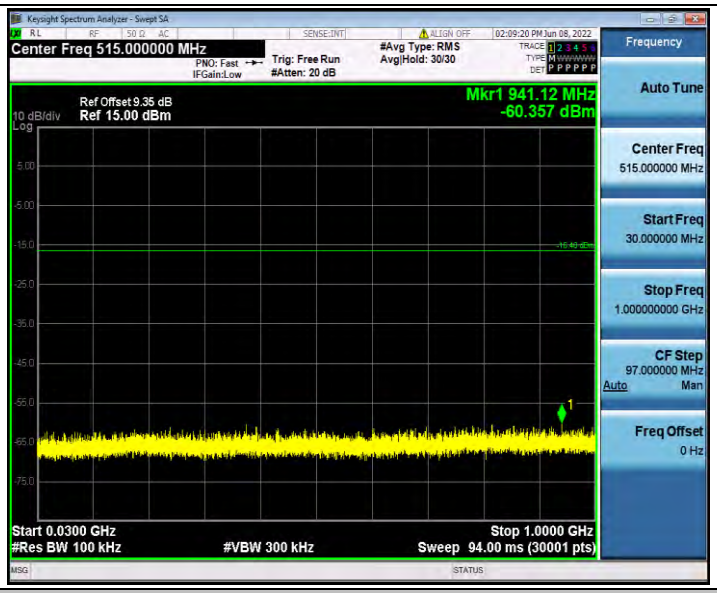

DH1_Ant1_2480_1000~26500

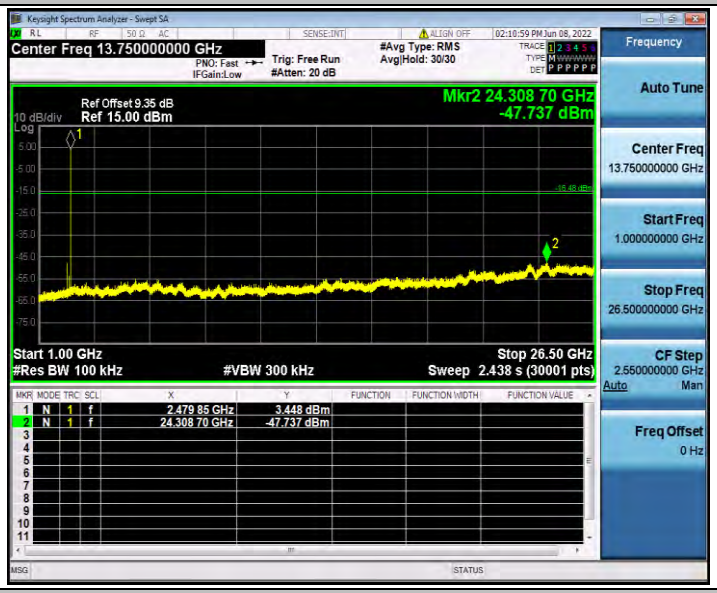

2DH1_Ant1_2402_0~Reference

2DH1_Ant1_2402_30~1000

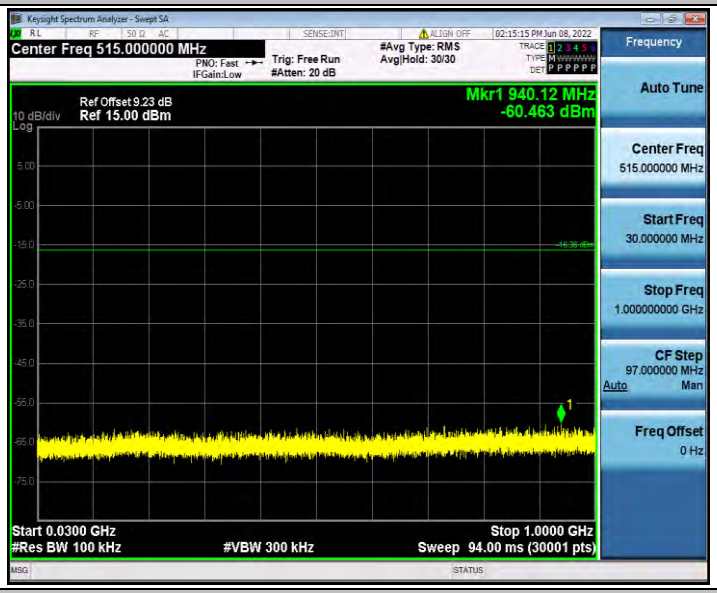

2DH1_Ant1_2402_1000~26500

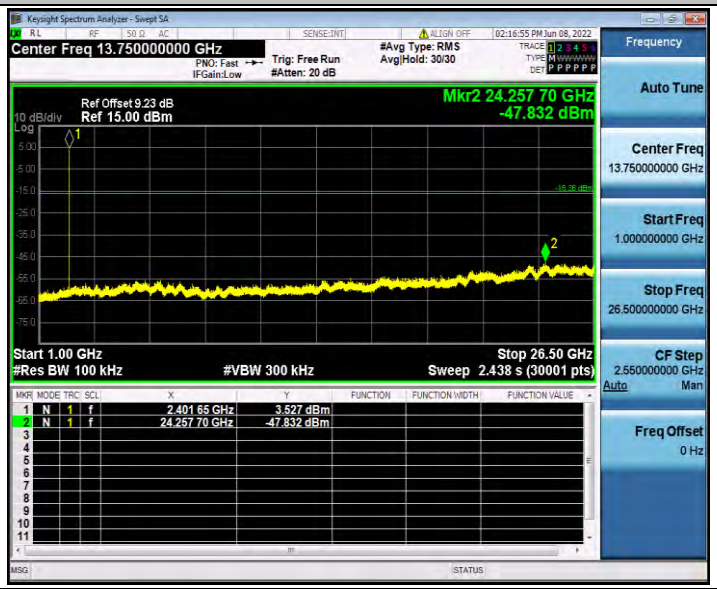

2DH1_Ant1_2441_0~Reference

2DH1_Ant1_2441_30~1000

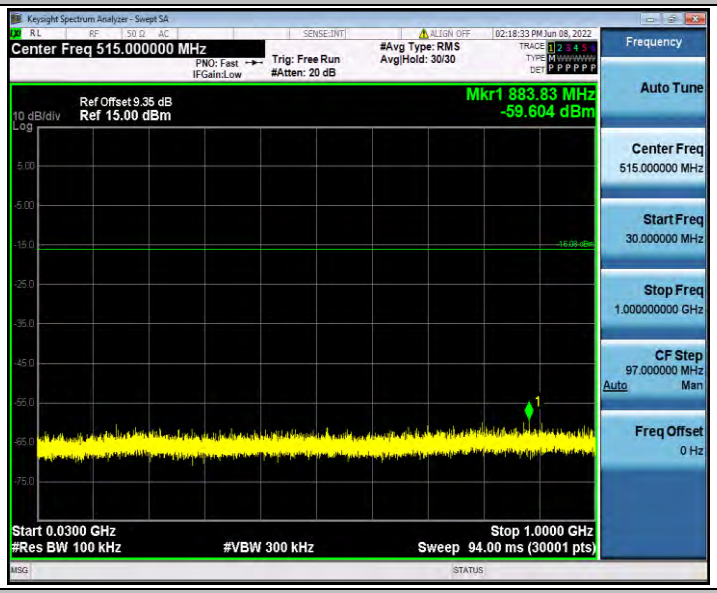

2DH1_Ant1_2441_1000~26500

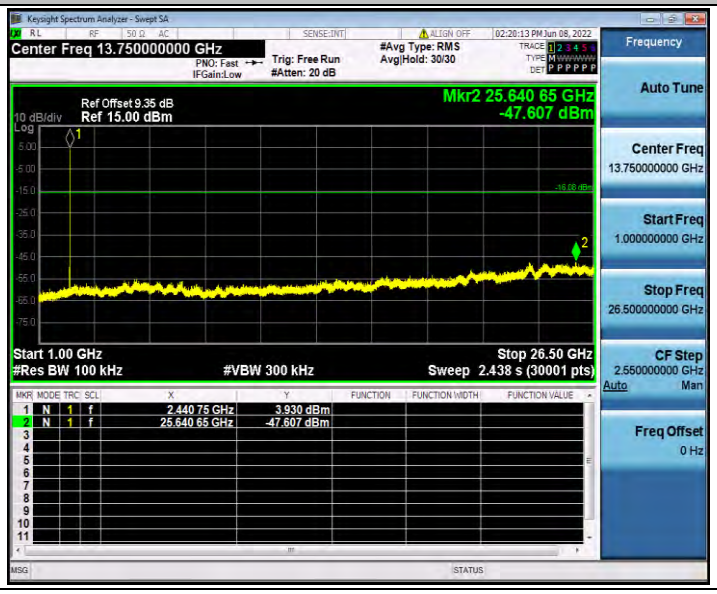

2DH1_Ant1_2480_0~Reference

2DH1_Ant1_2480_30~1000

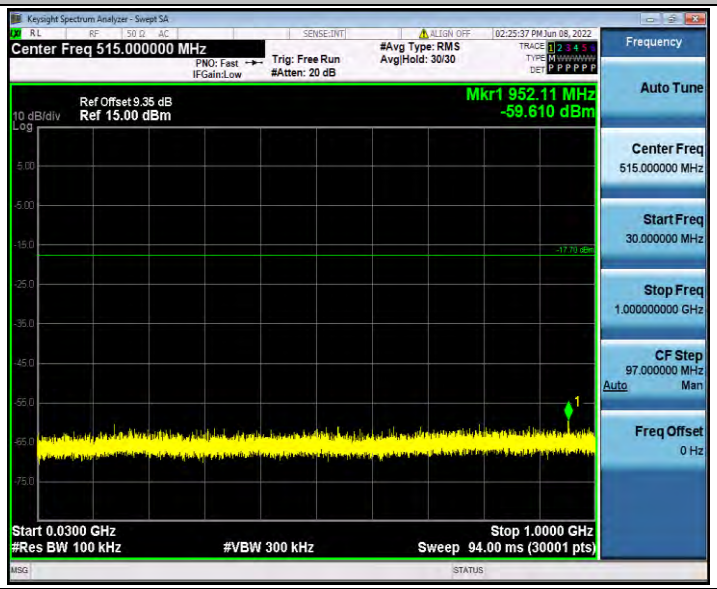

2DH1_Ant1_2480_1000~26500

3DH1_Ant1_2402_0~Reference

3DH1_Ant1_2402_30~1000

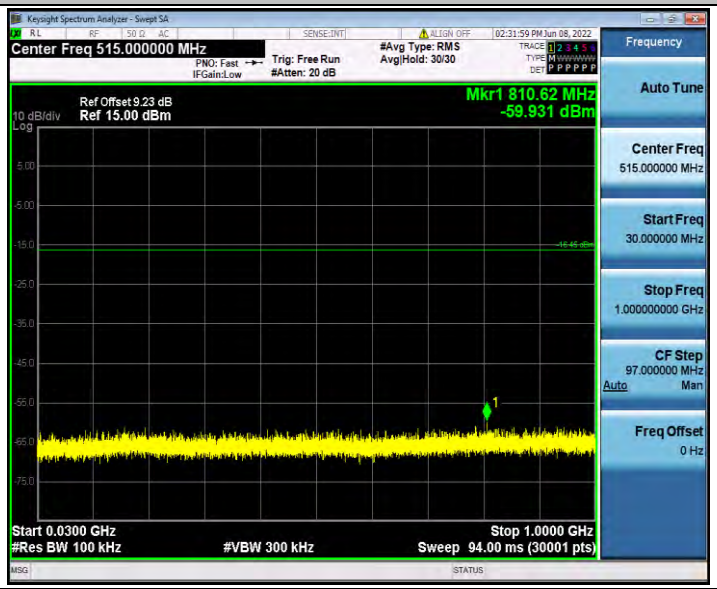

3DH1_Ant1_2402_1000~26500

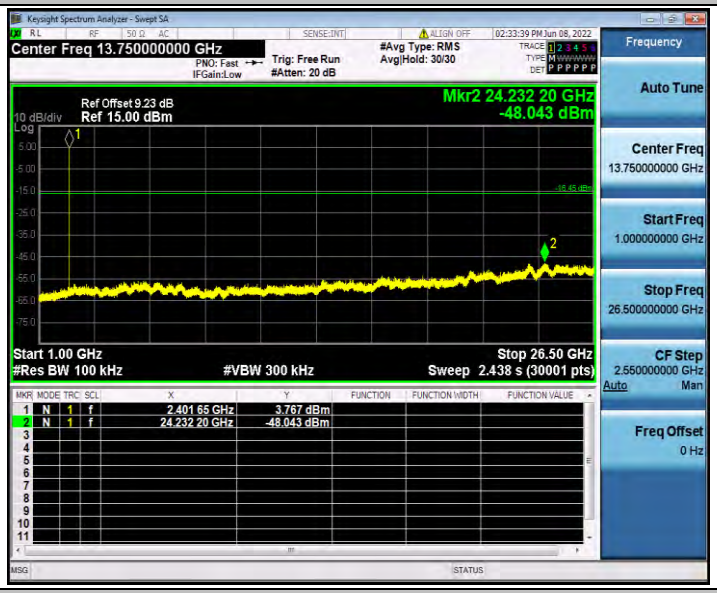

3DH1_Ant1_2441_0~Reference

3DH1_Ant1_2441_30~1000

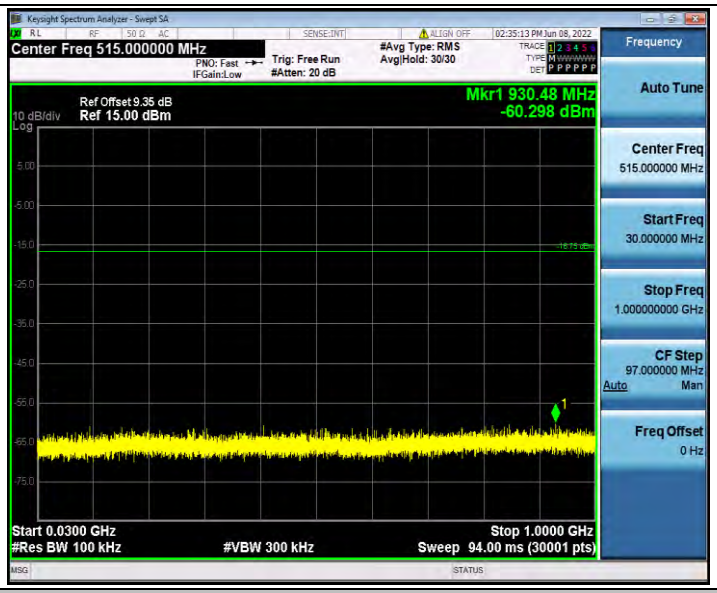

3DH1_Ant1_2441_1000~26500

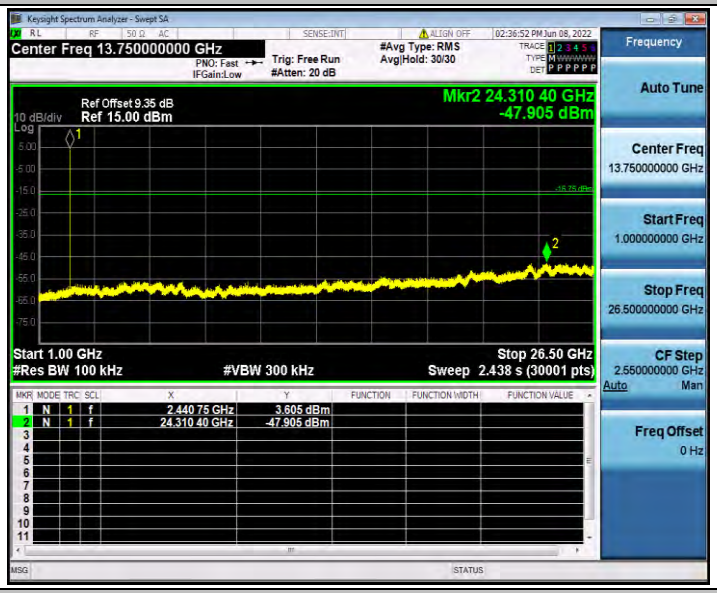

3DH1_Ant1_2480_0~Reference

3DH1_Ant1_2480_30~1000

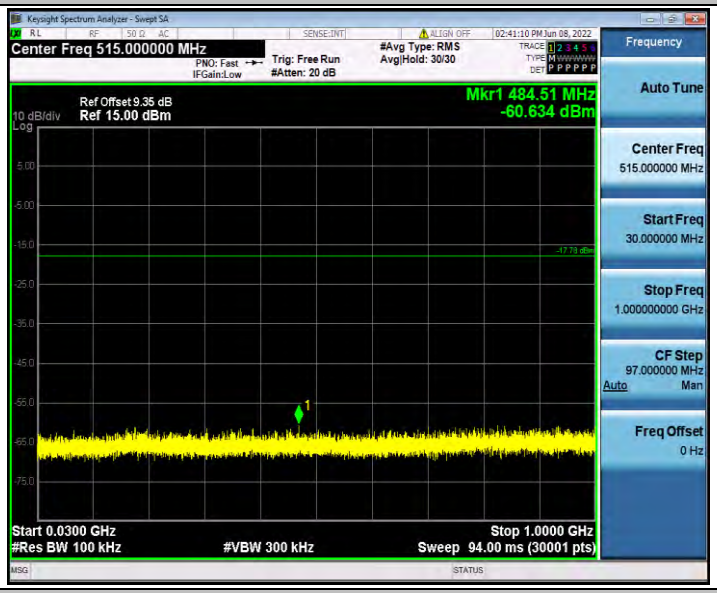
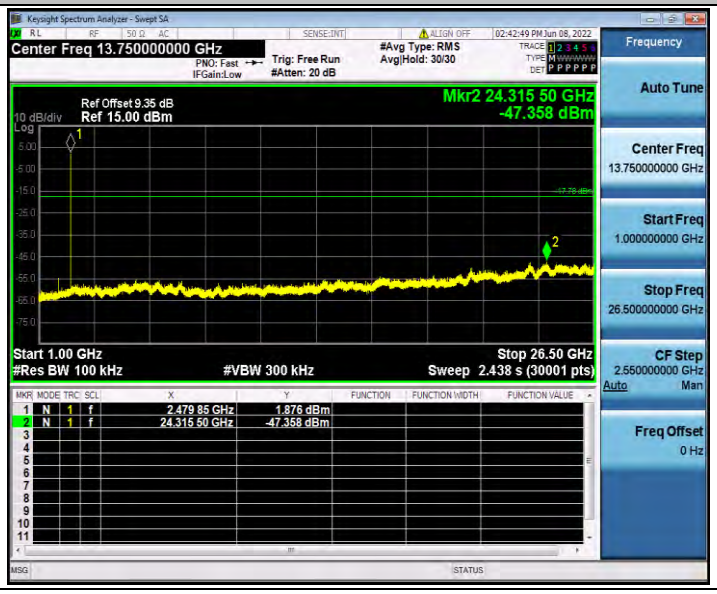
3DH1_Ant1_2480_1000~26500