Case No. : GTS20220323004-1-4	
Ambient Condition: 26 ℃, 47 %RH,	
Test Date: 2022-5-19	**Test Engineer:** Jenny Zeng

Appendix E.1: Occupied channel bandwidth

Test Result

TestMode	Antenna	Frequency[MHz]	OCB [MHz]	FL[MHz]	FH[MHz]	Limit[MHz]	Verdict
11A	Ant1	5745	18.285	5735.823	5754.108	---	---
		5785	18.308	5775.822	5794.130	---	---
		5825	18.358	5815.793	5834.151	---	---
11N20SISO	Ant1	5745	18.323	5735.828	5754.151	---	---
		5785	18.298	5775.814	5794.112	---	---
		5825	18.399	5815.790	5834.189	---	---
11N40SISO	Ant1	5755	36.540	5736.786	5773.326	---	---
		5795	36.433	5776.842	5813.275	---	---
11AC20SISO	Ant1	5745	17.932	5736.023	5753.955	---	---
		5785	17.897	5776.054	5793.951	---	---
		5825	17.979	5815.968	5833.947	---	---
11AC40SISO	Ant1	5755	36.359	5736.831	5773.190	---	---
		5795	36.339	5776.830	5813.169	---	---
11AC80SISO	Ant1	5775	75.412	5737.373	5812.785	---	---

Test Graphs

11A_Ant1_5745

11A_Ant1_5785

11A_Ant1_5825

11N20SISO_Ant1_5745

11N20SISO_Ant1_5785

11N20SISO_Ant1_5825

11N40SISO_Ant1_5755

11N40SISO_Ant1_5795

11AC20SISO_Ant1_5745

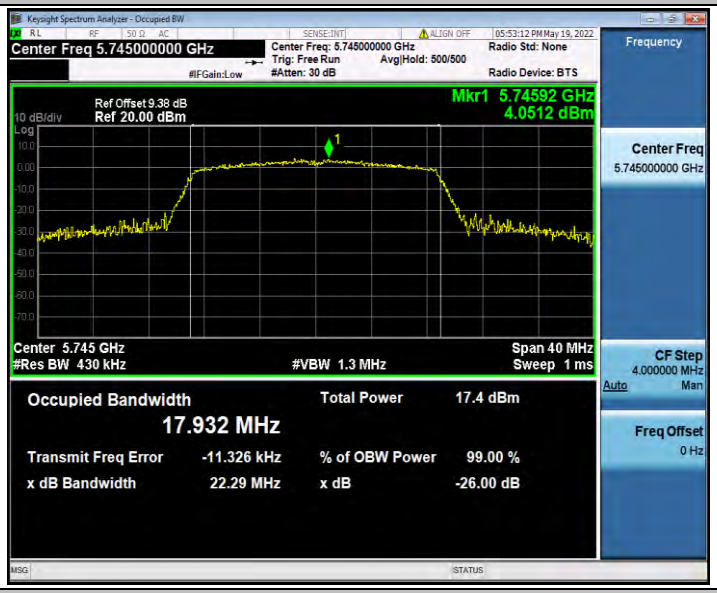

11AC20SISO_Ant1_5785

11AC20SISO_Ant1_5825
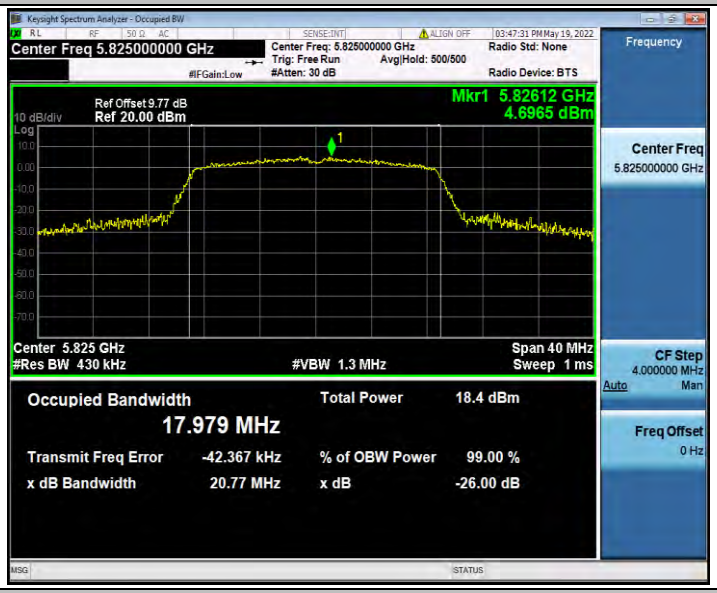

11AC40SISO_Ant1_5755

11AC40SISO_Ant1_5795

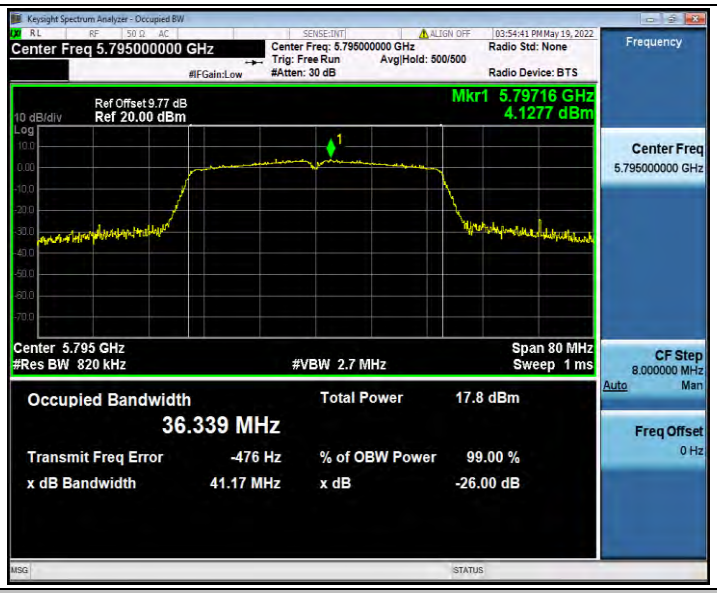

11AC80SISO_Ant1_5775

Appendix E.2: Min emission bandwidth

Test Result B4

TestMode	Antenna	Frequency[MHz]	6db EBW [MHz]	FL[MHz]	FH[MHz]	Limit[MHz]	Verdict
11A	Ant1	5745	16.400	5736.760	5753.160	0.5	PASS
		5785	15.160	5777.400	5792.560	0.5	PASS
		5825	15.040	5817.480	5832.520	0.5	PASS
11N20SISO	Ant1	5745	15.080	5737.440	5752.520	0.5	PASS
		5785	15.080	5777.440	5792.520	0.5	PASS
		5825	15.160	5817.400	5832.560	0.5	PASS
11N40SISO	Ant1	5755	35.040	5737.480	5772.520	0.5	PASS
		5795	36.080	5777.080	5813.160	0.5	PASS
11AC20SISO	Ant1	5745	17.560	5736.200	5753.760	0.5	PASS
		5785	17.560	5776.200	5793.760	0.5	PASS
		5825	17.560	5816.200	5833.760	0.5	PASS
11AC40SISO	Ant1	5755	36.000	5736.840	5772.840	0.5	PASS
		5795	36.320	5776.840	5813.160	0.5	PASS
11AC80SISO	Ant1	5775	76.320	5736.760	5813.080	0.5	PASS

Test Graphs B4

11A_Ant1_5745

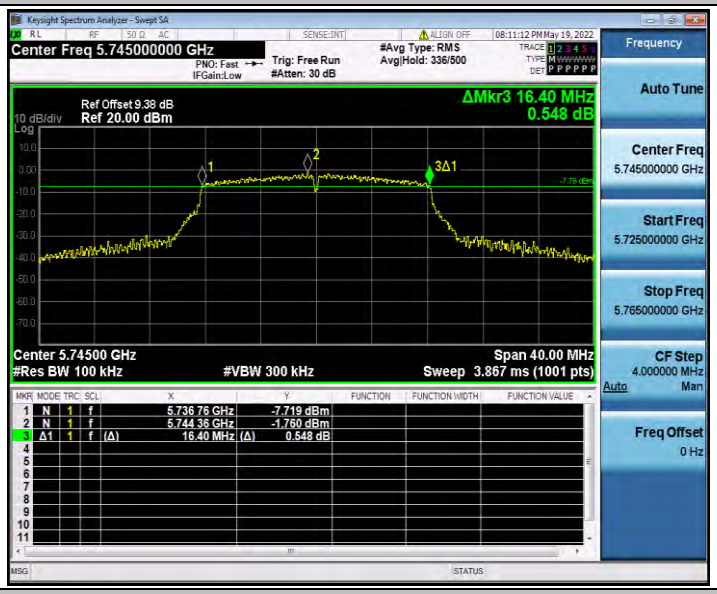

11A_Ant1_5785

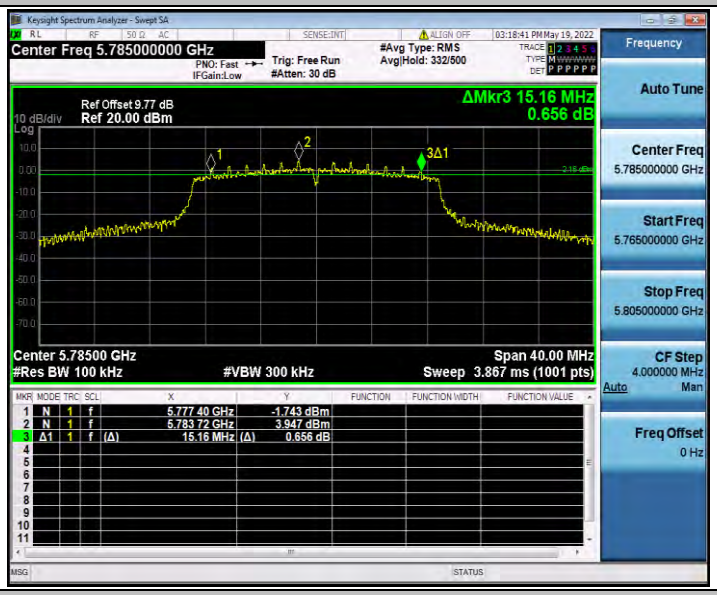

11A_Ant1_5825

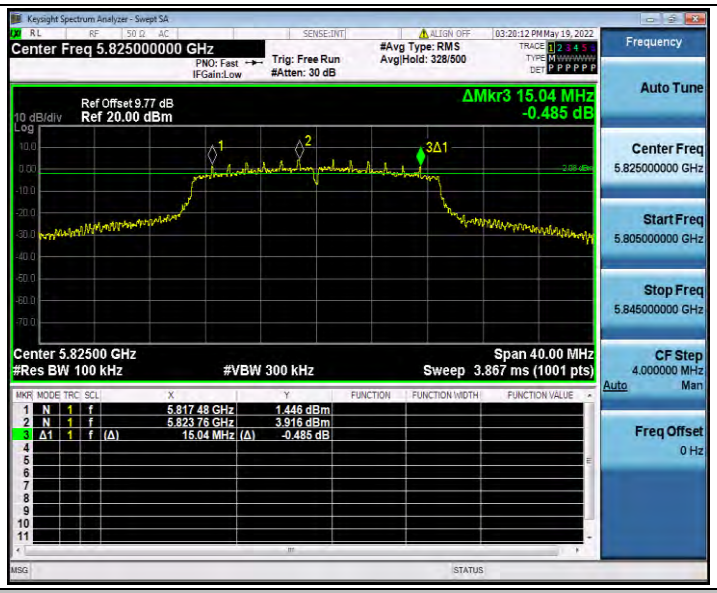

11N20SISO_Ant1_5745

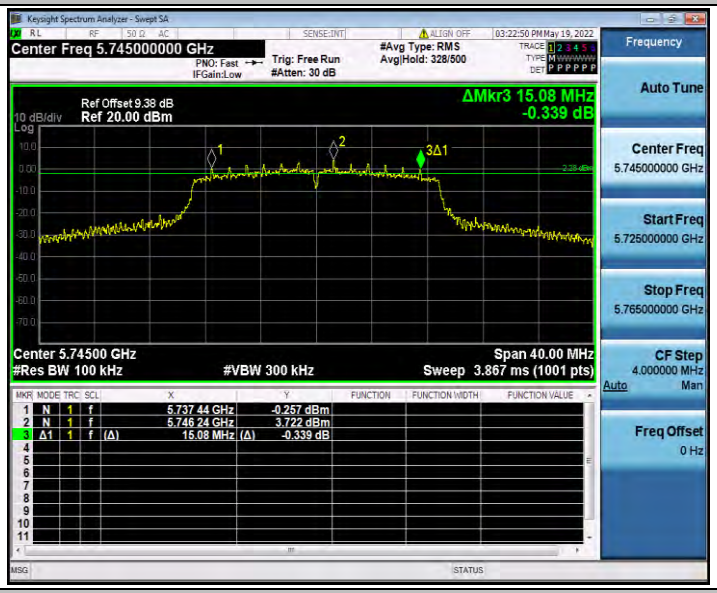

11N20SISO_Ant1_5785

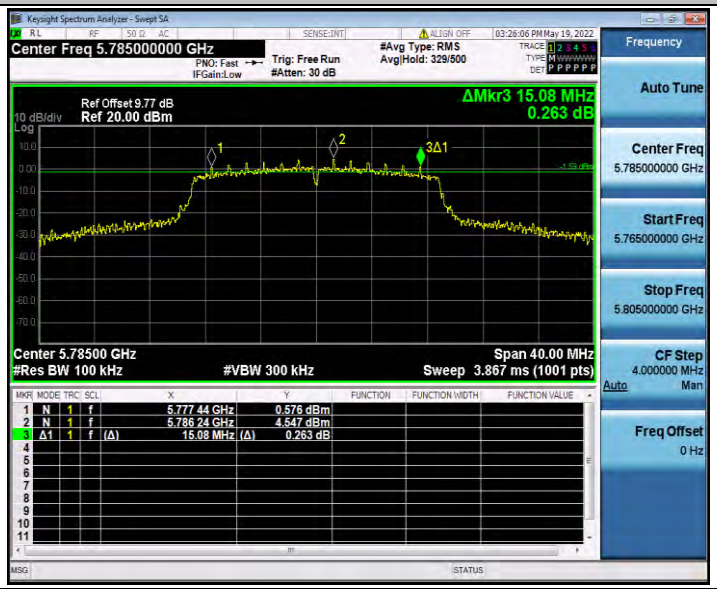

11N20SISO_Ant1_5825

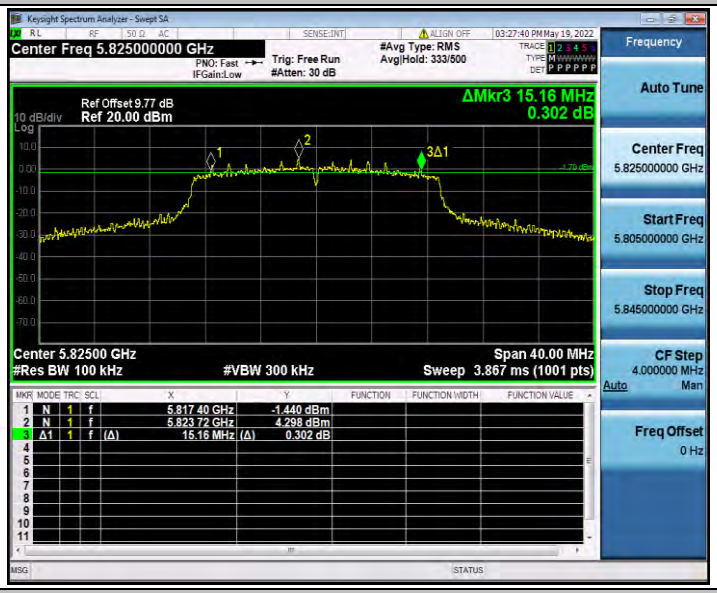

11N40SISO_Ant1_5755

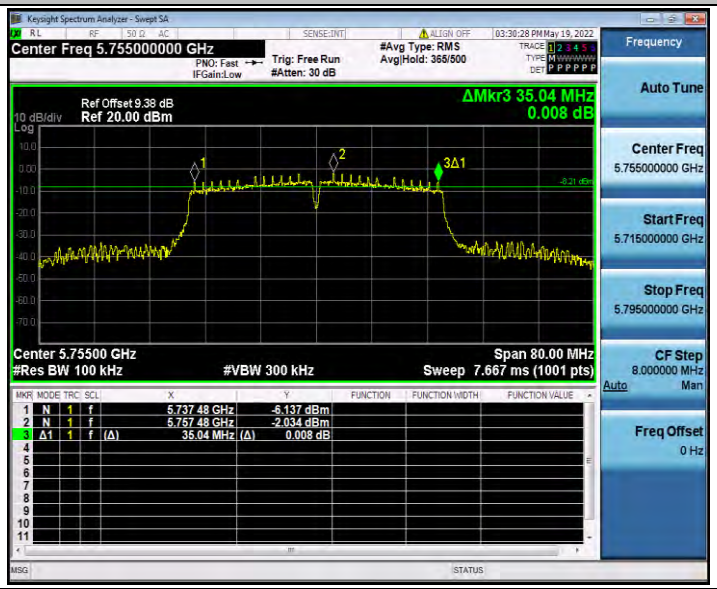

11N40SISO_Ant1_5795

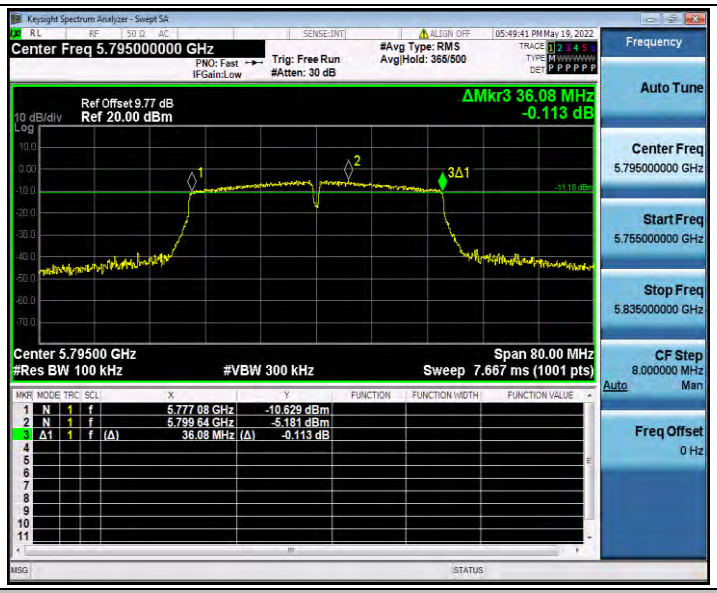

11AC20SISO_Ant1_5745

11AC20SISO_Ant1_5785

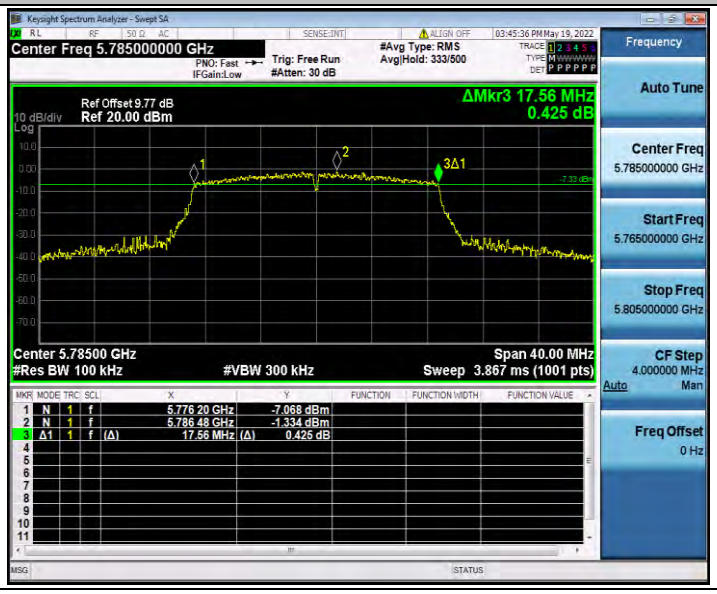

11AC20SISO_Ant1_5825

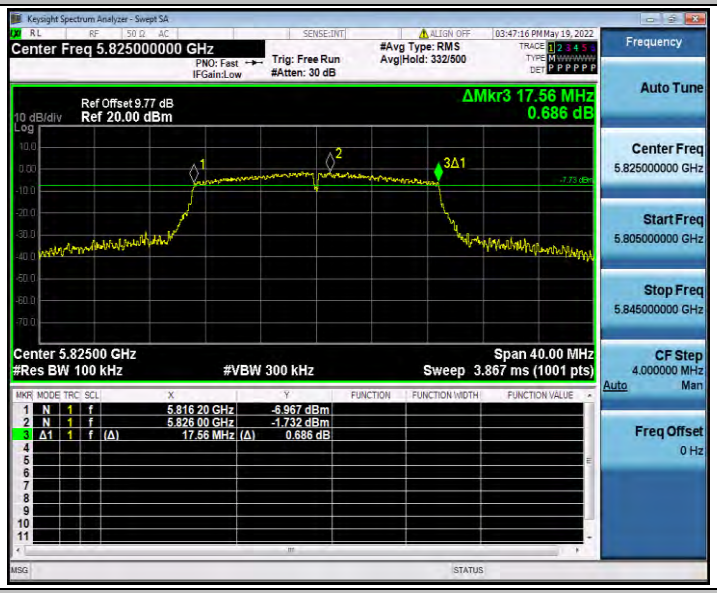

11AC40SISO_Ant1_5755

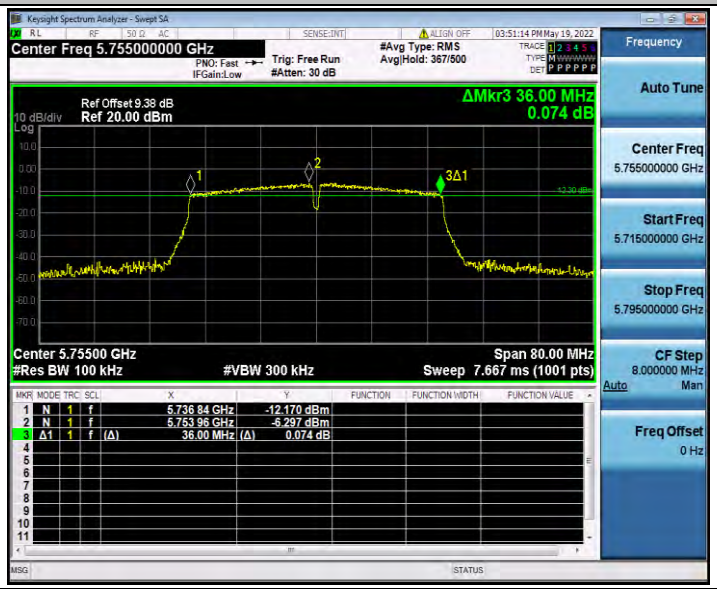

11AC40SISO_Ant1_5795

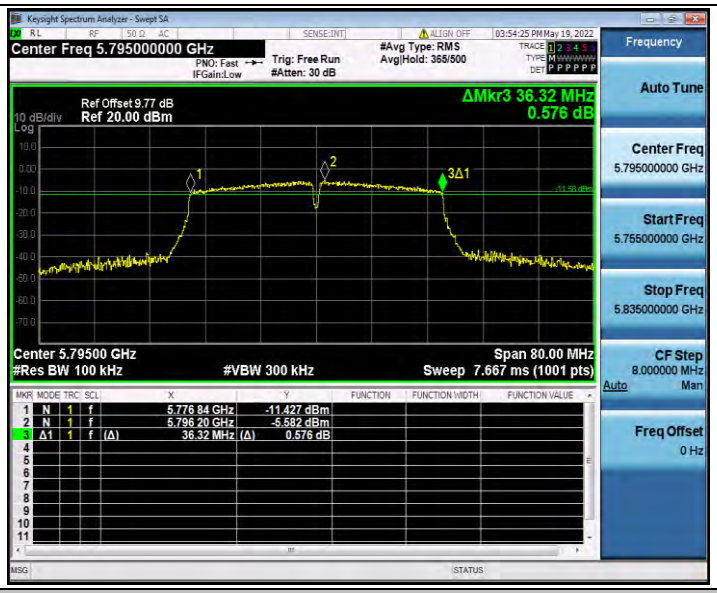

11AC80SISO_Ant1_5775

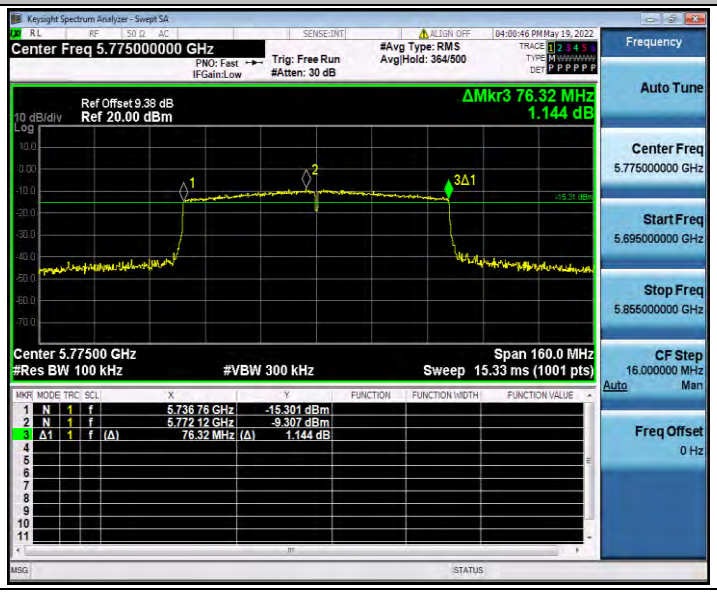

Appendix E.3: Duty Cycle

Test Result

TestMode	Antenna	Frequency[MHz]	Transmission Duration [ms]	Transmission Period [ms]	Duty Cycle [%]	DC Factor [dBm]
11A	Ant1	5745	1.30	1.35	96.30	0.16
		5785	1.30	1.34	97.01	0.13
		5825	1.30	1.34	97.01	0.13
11N20SISO	Ant1	5745	1.30	1.34	97.01	0.13
		5785	1.30	1.34	97.01	0.13
		5825	1.30	1.35	96.30	0.16
11N40SISO	Ant1	5755	0.64	0.69	92.75	0.33
		5795	30.00	30.00	100.00	0
11AC20SISO	Ant1	5745	30.00	30.00	100.00	0
		5785	30.00	30.00	100.00	0
		5825	30.00	30.00	100.00	0
11AC40SISO	Ant1	5755	30.00	30.00	100.00	0
		5795	30.00	30.00	100.00	0
11AC80SISO	Ant1	5775	30.00	30.00	100.00	0

Test Graphs

11A_Ant1_5745

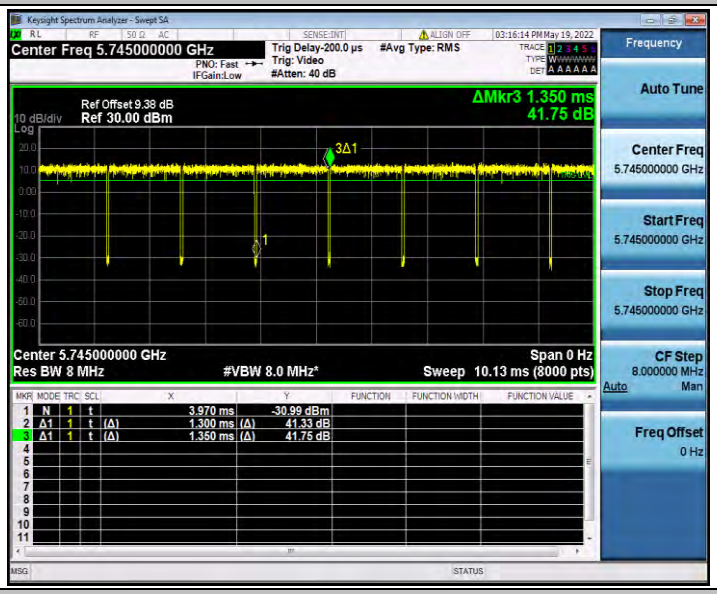

11A_Ant1_5785

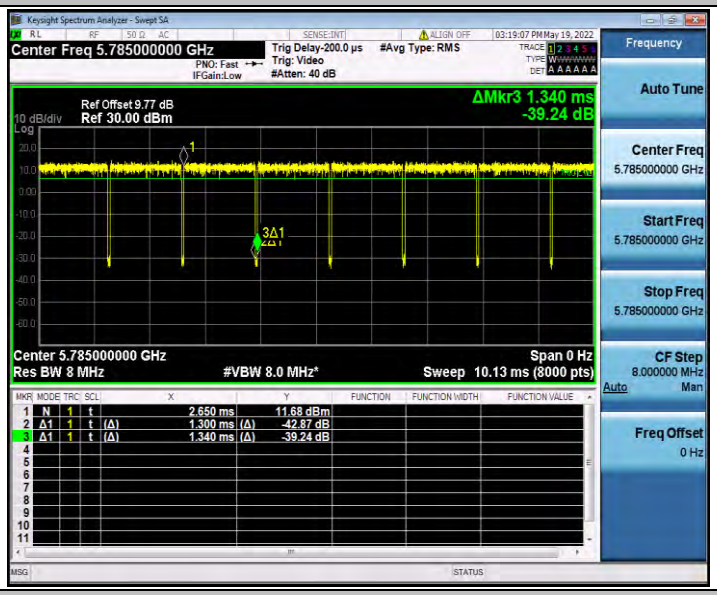

11A_Ant1_5825

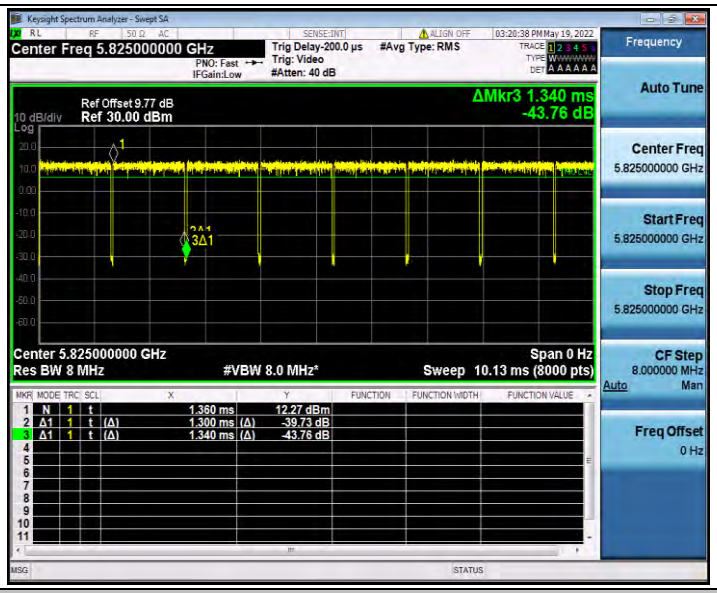

11N20SISO_Ant1_5745

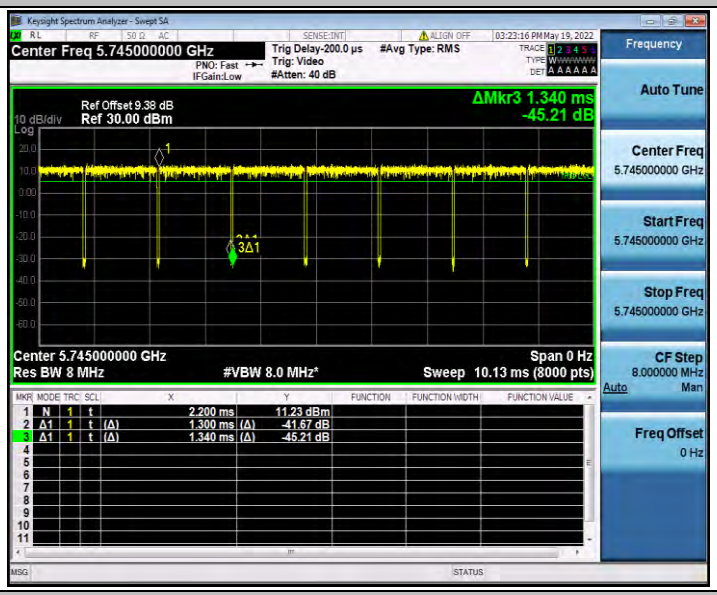

11N20SISO_Ant1_5785

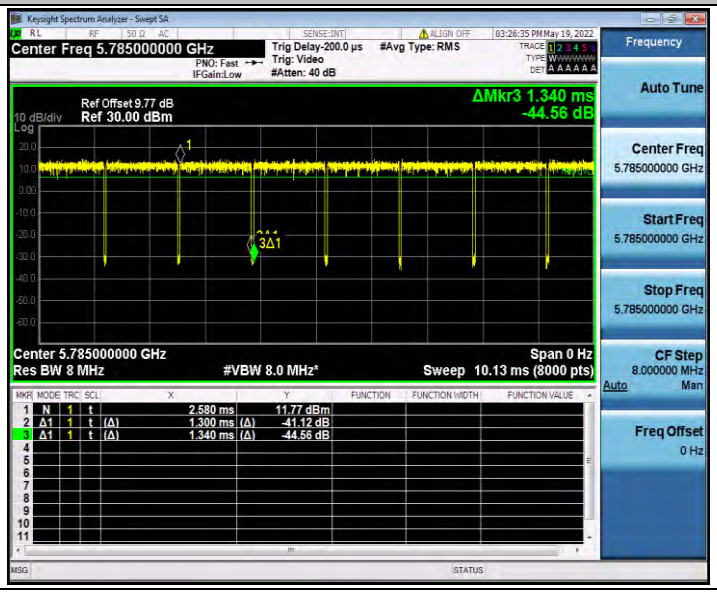

11N20SISO_Ant1_5825

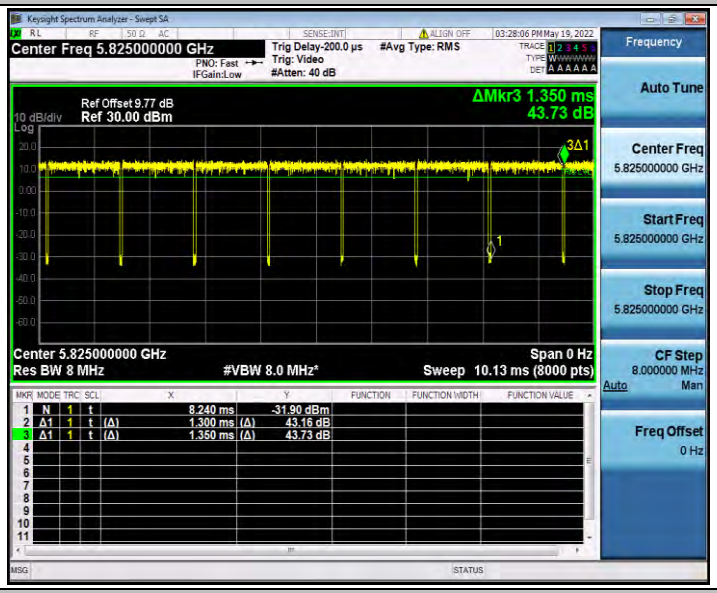

11N40SISO_Ant1_5755

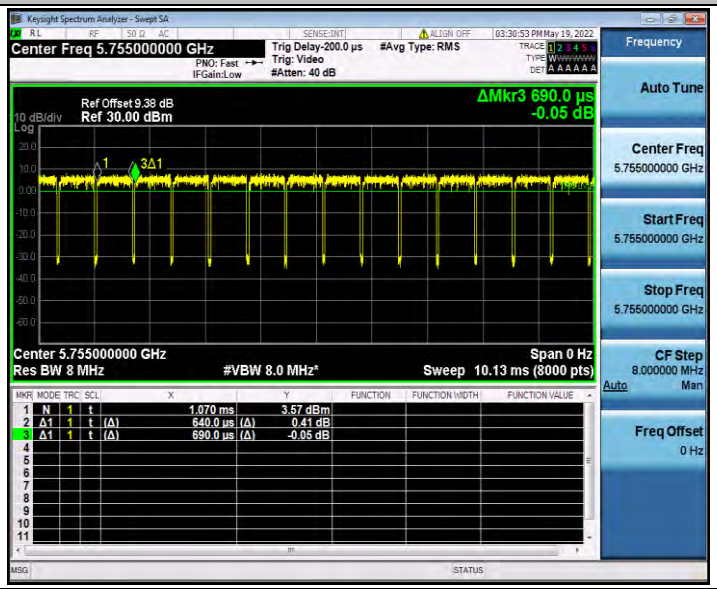

11N40SISO_Ant1_5795

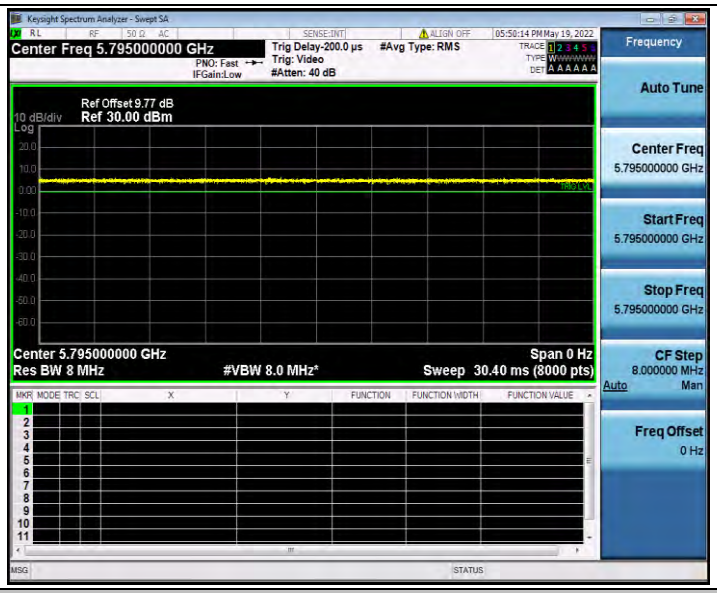

11AC20SISO_Ant1_5745

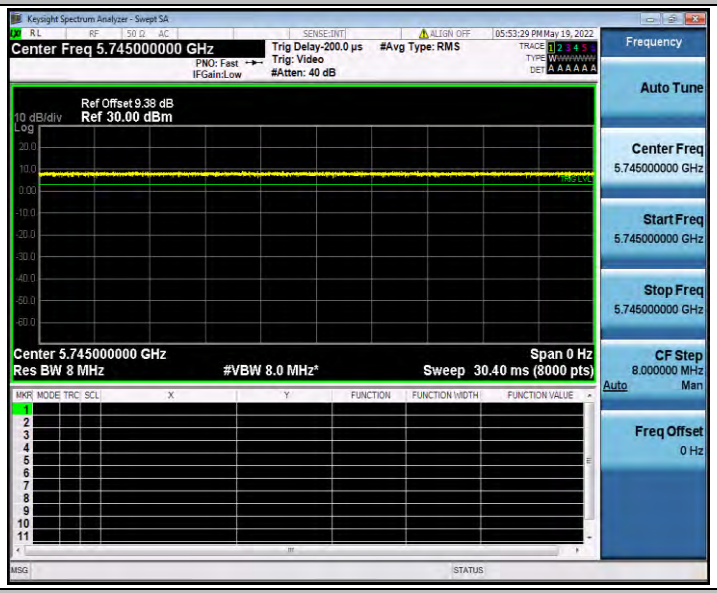

11AC20SISO_Ant1_5785

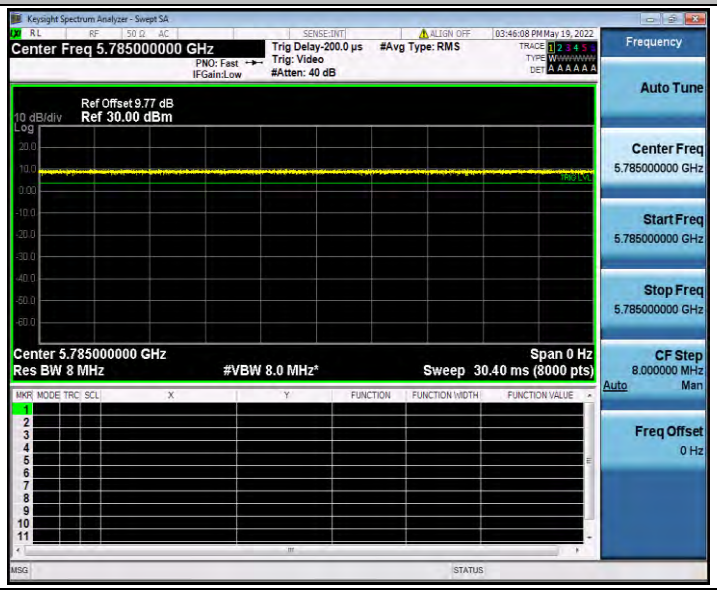

11AC20SISO_Ant1_5825

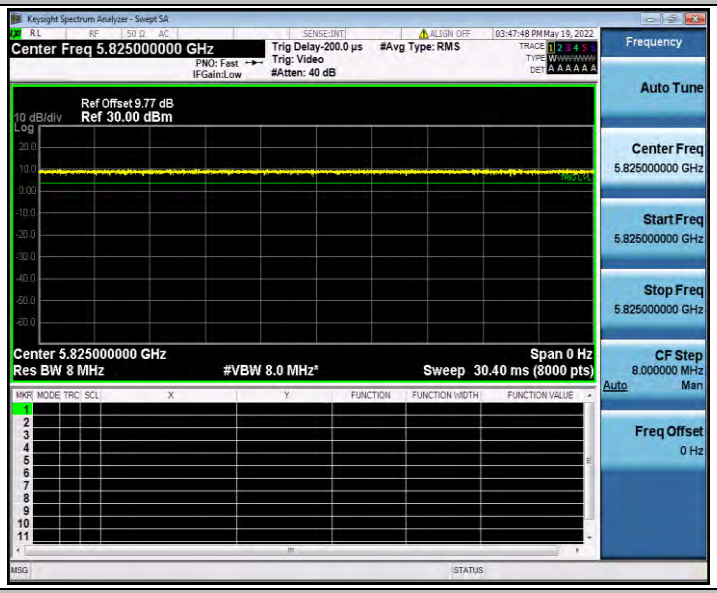

11AC40SISO_Ant1_5755

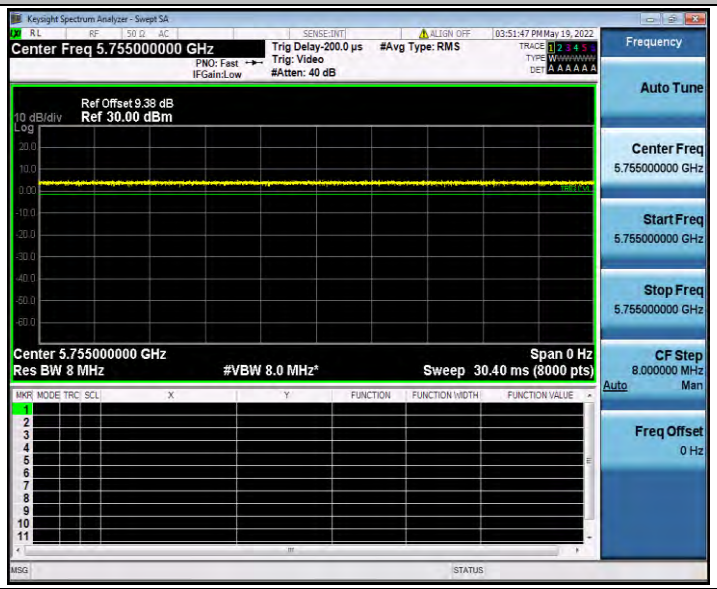

11AC40SISO_Ant1_5795

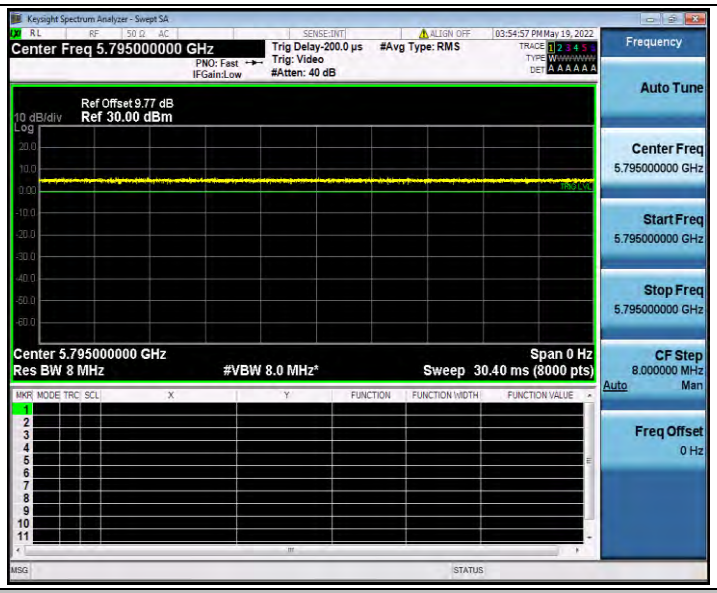

11AC80SISO_Ant1_5775

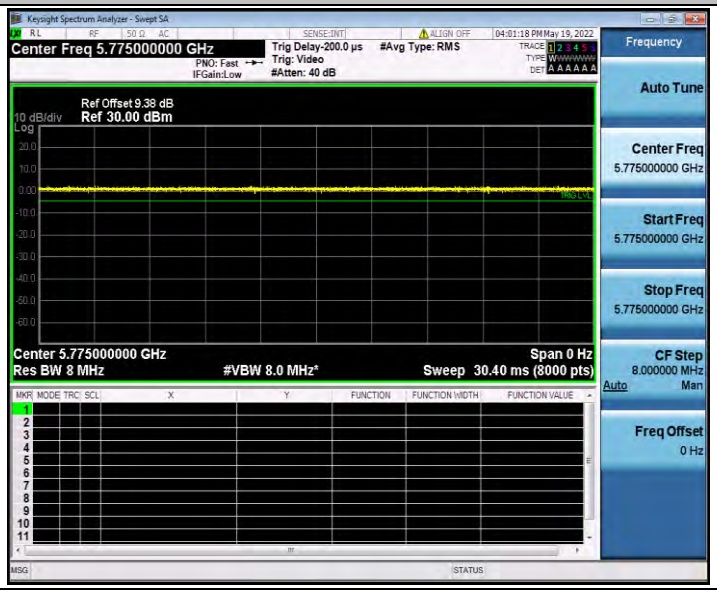

Appendix E.4: Maximum power spectral density

Test Result

TestMode	Antenna	Frequency[MHz]	Result [dBm/MHz]	Limit[dBm/MHz]	Verdict
11A	Ant1	5745	6.74	≤30.00	PASS
		5785	7.75	≤30.00	PASS
		5825	7.64	≤30.00	PASS
11N20SISO	Ant1	5745	7.25	≤30.00	PASS
		5785	8.33	≤30.00	PASS
		5825	8.5	≤30.00	PASS
11N40SISO	Ant1	5755	0.74	≤30.00	PASS
		5795	1.17	≤30.00	PASS
11AC20SISO	Ant1	5745	3.38	≤30.00	PASS
		5785	4.73	≤30.00	PASS
		5825	5.55	≤30.00	PASS
11AC40SISO	Ant1	5755	-0.34	≤30.00	PASS
		5795	0.49	≤30.00	PASS
11AC80SISO	Ant1	5775	-4.54	≤30.00	PASS

Note：1.The Result and Limit Unit is dBm/500 kHz in the band 5.725–5.85 GHz.
2.The Duty Cycle Factor and RBW Factor is compensated in the graph.

Test Graphs

11A_Ant1_5745
11A_Ant1_5785
11A_Ant1_5825

11N20SISO_Ant1_5745

11N20SISO_Ant1_5785

11N20SISO_Ant1_5825

11N40SISO_Ant1_5755

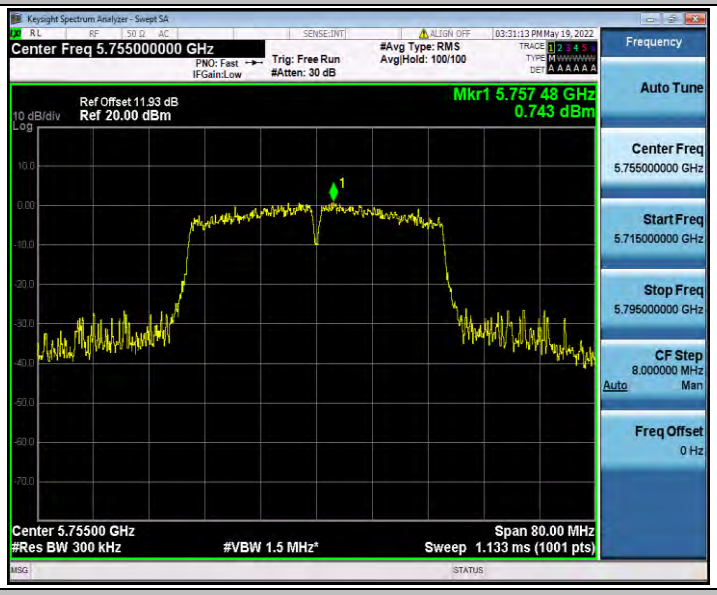

11N40SISO_Ant1_5795

11AC20SISO_Ant1_5745

11AC20SISO_Ant1_5785

11AC20SISO_Ant1_5825

11AC40SISO_Ant1_5755

11AC40SISO_Ant1_5795

11AC80SISO_Ant1_5775

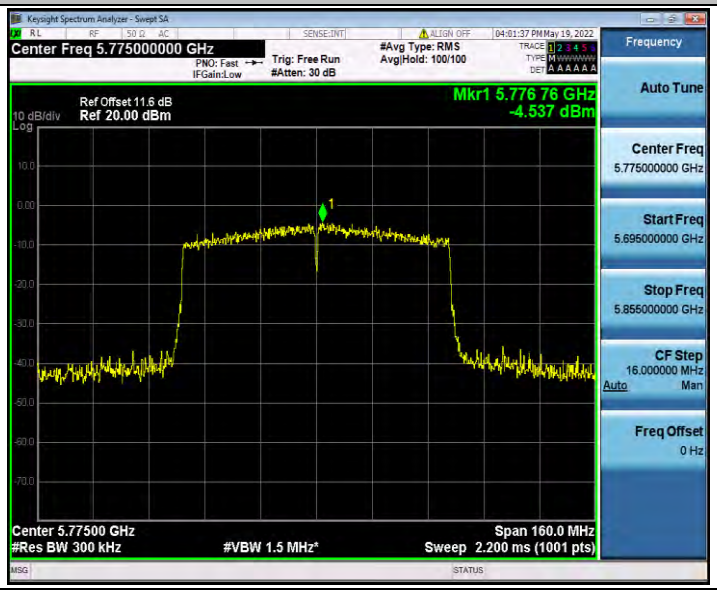

Appendix E.5: Band edge measurements

Test Result B4

TestMode	Antenna	ChName	Frequency[MHz]	FreqRange [MHz]	Result [dBm]	Limit [dBm]	Verdict
11A	Ant1	Low	5745	5650~5700	-37.32	≤8.87	PASS
				5700~5720	-24.94	≤15.37	PASS
				5720~5725	-20.52	≤26.30	PASS
				5760~5650	-38.33	≤-27	PASS
		High	5825	5850~5855	-25.32	≤16.41	PASS
				5855~5875	-28.41	≤10.29	PASS
				5875~5925	-37.56	≤-23.96	PASS
				5925~5935	-38.18	≤-27	PASS
11N20SISO	Ant1	Low	5745	5650~5700	-34.26	≤9.81	PASS
				5700~5720	-25.65	≤15.53	PASS
				5720~5725	-20.39	≤26.04	PASS
				5760~5650	-39.87	≤-27	PASS
		High	5825	5850~5855	-26.18	≤16.72	PASS
				5855~5875	-27.69	≤10.10	PASS
				5875~5925	-38.22	≤6.21	PASS
				5925~5935	-39.22	≤-27	PASS
11N40SISO	Ant1	Low	5755	5650~5700	-31.49	≤9.86	PASS
				5700~5720	-21.95	≤15.47	PASS
				5720~5725	-20.05	≤23.74	PASS
				5780~5650	-39.31	≤-27	PASS
		High	5795	5850~5855	-37.15	≤19.80	PASS
				5855~5875	-38.18	≤14.47	PASS
				5875~5925	-38.68	≤-12.64	PASS
				5925~5935	-37.65	≤-27	PASS
11AC20SISO	Ant1	Low	5745	5650~5700	-39.01	≤8.70	PASS
				5700~5720	-33.36	≤15.14	PASS
				5720~5725	-26.78	≤25.26	PASS
				5760~5650	-40.21	≤-27	PASS
		High	5825	5850~5855	-30.83	≤17.95	PASS
				5855~5875	-31.07	≤10.25	PASS
				5875~5925	-37.84	≤-23.56	PASS
				5925~5935	-38.9	≤-27	PASS
11AC40SISO	Ant1	Low	5755	5650~5700	-38.64	≤3.37	PASS
				5700~5720	-32.95	≤14.71	PASS
				5720~5725	-30.36	≤26.82	PASS
				5780~5650	-40.06	≤-27	PASS

		High	5795	5850~5855	-37.01	≤16.03	PASS
				5855~5875	-37.82	≤10.32	PASS
				5875~5925	-38.65	≤-25.58	PASS
				5925~5935	-38.72	≤-27	PASS
11AC80S ISO	Ant1	Low	5775	5650~5700	-29.8	≤9.90	PASS
				5700~5720	-29.63	≤13.74	PASS
				5720~5725	-26.38	≤23.07	PASS
				5800~5650	-37.94	≤-27	PASS
		High	5775	5850~5855	-34.09	≤16.22	PASS
				5855~5875	-33.52	≤10.85	PASS
				5875~5925	-37.65	≤-22.03	PASS
				5925~5935	-37.31	≤-27	PASS

Test Graphs B4

11A_Ant1_Low_5745

11A_Ant1_High_5825

11N20SISO_Ant1_Low_5745

11N20SISO_Ant1_High_5825

11N40SISO_Ant1_Low_5755

11N40SISO_Ant1_High_5795

11AC20SISO_Ant1_Low_5745

11AC20SISO_Ant1_High_5825

11AC40SISO_Ant1_Low_5755

11AC40SISO_Ant1_High_5795

11AC80SISO_Ant1_Low_5775

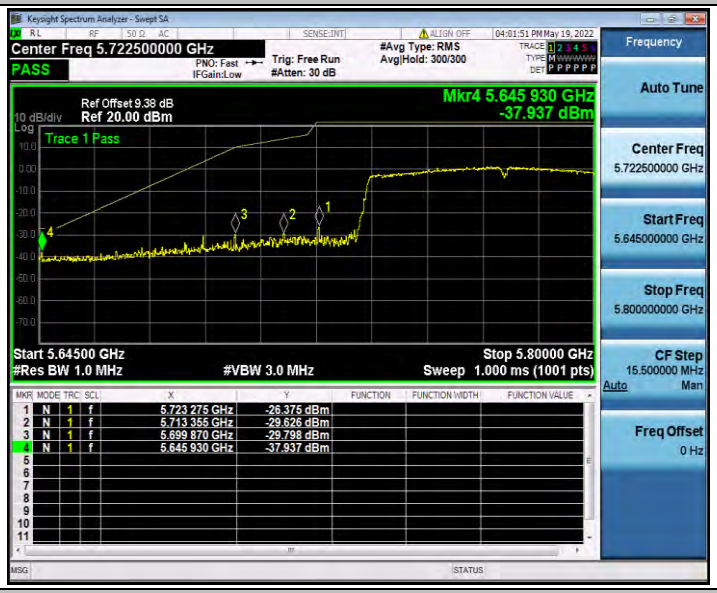

11AC80SISO_Ant1_High_5775

Appendix E.6: Conducted Spurious Emission

Test Result

TestMode	Antenna	Frequency[MHz]	FreqRange [MHz]	Max. Fre [MHz]	Max. Level [dBm]	Limit [dBm]	Verdict
11A	Ant1	5745	30~5650	5481.96	-41.49	≤-27	PASS
			5925~40000	24796.26	-32.76	≤-27	PASS
		5785	30~5650	2555.25	-40.72	≤-27	PASS
			5925~40000	26778.71	-32.4	≤-27	PASS
		5825	30~5650	5418.27	-40.15	≤-27	PASS
			5925~40000	25636.45	-32.34	≤-27	PASS
11N20SISO	Ant1	5745	30~5650	5498.82	-41.3	≤-27	PASS
			5925~40000	26906.57	-32.32	≤-27	PASS
		5785	30~5650	4989.65	-40.5	≤-27	PASS
			5925~40000	25214.25	-32.62	≤-27	PASS
		5825	30~5650	5523.92	-40.88	≤-27	PASS
			5925~40000	26848.26	-31.96	≤-27	PASS
11N40SISO	Ant1	5755	30~5650	5426.51	-41.24	≤-27	PASS
			5925~40000	25048.46	-32.25	≤-27	PASS
		5795	30~5650	5421.08	-40.44	≤-27	PASS
			5925~40000	26554.62	-32.63	≤-27	PASS
11AC20SISO	Ant1	5745	30~5650	5419.21	-40.56	≤-27	PASS
			5925~40000	24240.58	-32.52	≤-27	PASS
		5785	30~5650	5476.9	-40.26	≤-27	PASS
			5925~40000	25597.81	-32.62	≤-27	PASS
		5825	30~5650	3242.58	-41.15	≤-27	PASS
			5925~40000	24846.14	-32.57	≤-27	PASS
11AC40SISO	Ant1	5755	30~5650	5644.19	-39.94	≤-27	PASS
			5925~40000	24789.94	-32.86	≤-27	PASS
		5795	30~5650	5490.77	-40.03	≤-27	PASS
			5925~40000	25120.11	-32.44	≤-27	PASS
11AC80SISO	Ant1	5775	30~5650	5448.99	-39.63	≤-27	PASS
			5925~40000	24215.99	-32.54	≤-27	PASS

Test Graphs

11A_Ant1_5745_30~5650

11A_Ant1_5745_5925~40000

11A_Ant1_5785_30~5650

11A_Ant1_5785_5925~40000

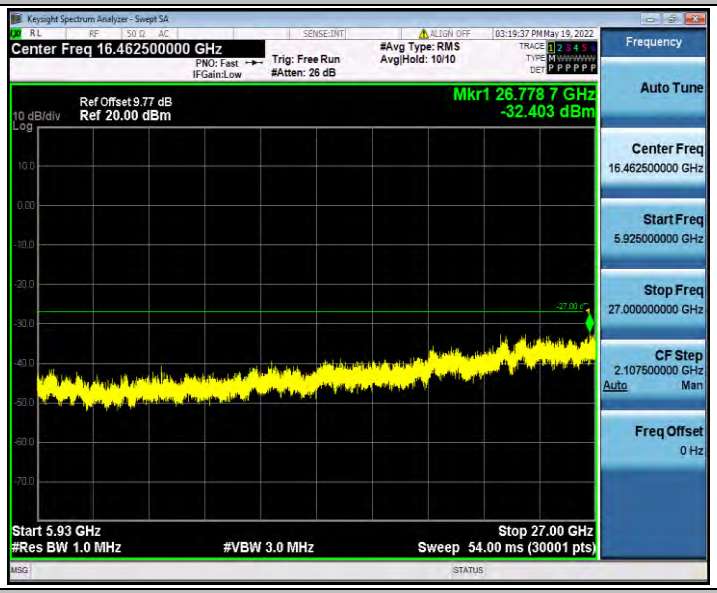

11A_Ant1_5825_30~5650

11A_Ant1_5825_5925~40000

11N20SISO_Ant1_5745_30~5650

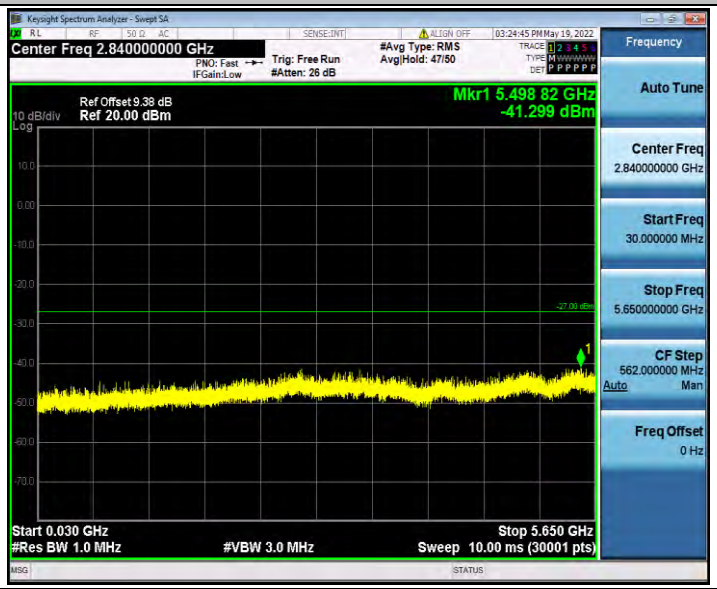

11N20SISO_Ant1_5745_5925~40000

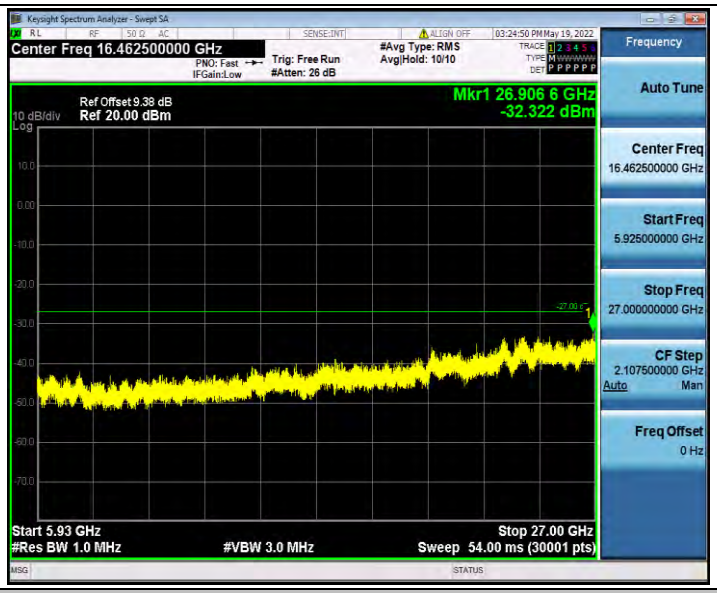

11N20SISO_Ant1_5785_30~5650

11N20SISO_Ant1_5785_5925~40000

11N20SISO_Ant1_5825_30~5650

11N20SISO_Ant1_5825_5925~40000

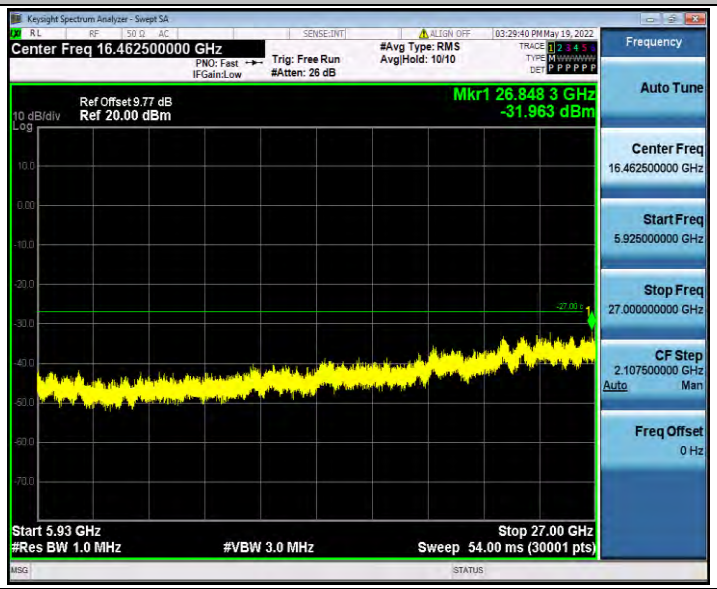

11N40SISO_Ant1_5755_30~5650

11N40SISO_Ant1_5755_5925~40000

11N40SISO_Ant1_5795_30~5650

11N40SISO_Ant1_5795_5925~40000

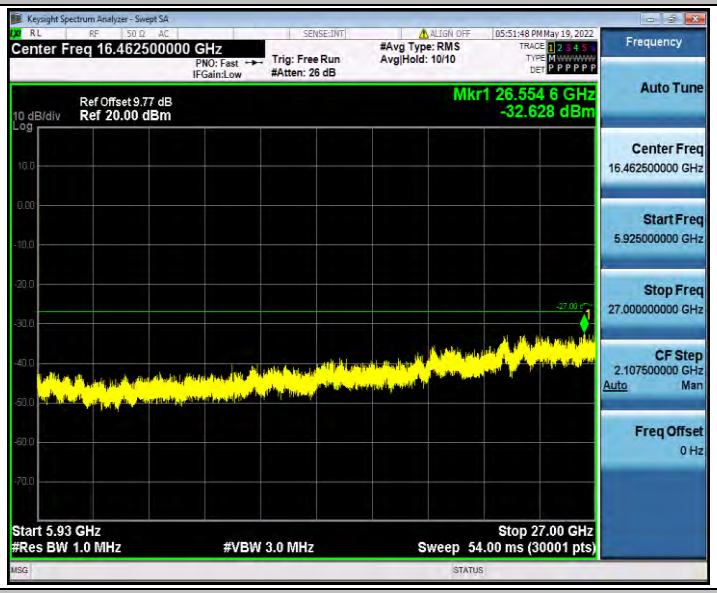

11AC20SISO_Ant1_5745_30~5650

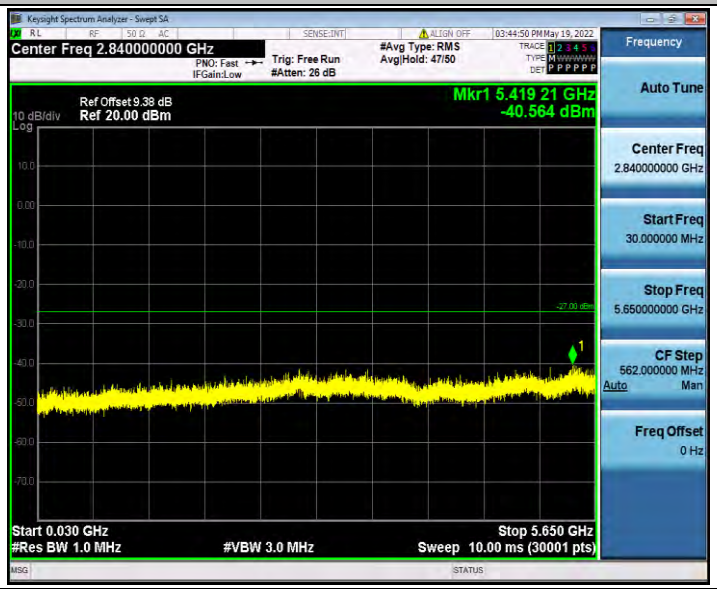

11AC20SISO_Ant1_5745_5925~40000

11AC20SISO_Ant1_5785_30~5650

11AC20SISO_Ant1_5785_5925~40000

11AC20SISO_Ant1_5825_30~5650

11AC20SISO_Ant1_5825_5925~40000

11AC40SISO_Ant1_5755_30~5650

11AC40SISO_Ant1_5755_5925~40000

11AC40SISO_Ant1_5795_30~5650

11AC40SISO_Ant1_5795_5925~40000

11AC80SISO_Ant1_5775_30~5650

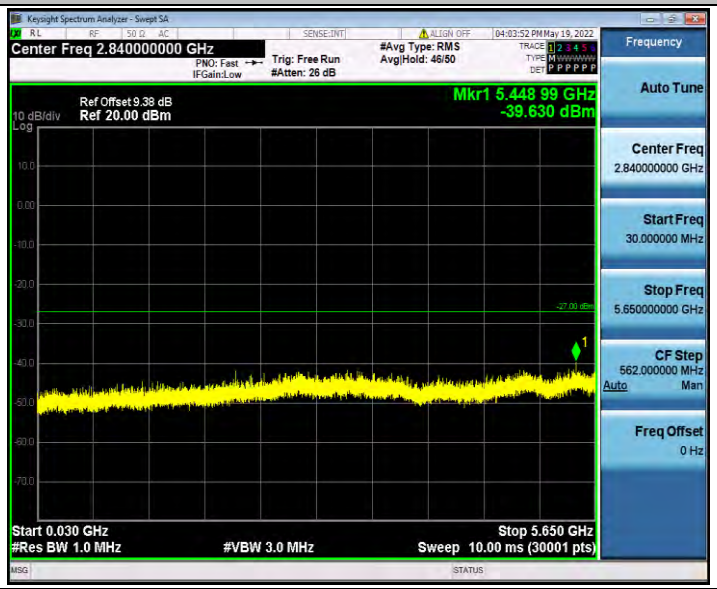

11AC80SISO_Ant1_5775_5925~40000

Keysight Spectrum Analyzer - Swept SA
RL
RF
50 Ω AC
SENSE:INT
ALIGN OFF
04:03:57 PM May 19, 2022
Center Freq 16.462500000 GHz
PNO: Fast
IFGain:Low
Trig: Free Run
#Atten: 26 dB
#Avg Type: RMS
Avg|Hold: 10/10
TRACE 1 2 3 4 5 6
TYPE M
DET P P P P P
Frequency
Auto Tune
Center Freq
16.462500000 GHz
Start Freq
5.925000000 GHz
Stop Freq
27.000000000 GHz
CF Step
2.107500000 GHz
Auto
Man
Freq Offset
0 Hz
Ref Offset 9.38 dB
10 dB/div
Ref 20.00 dBm
Log
Mkr1 24.216 0 GHz
-32.540 dBm
-27.00 dBm
1
Start 5.93 GHz
#Res BW 1.0 MHz
#VBW 3.0 MHz
Stop 27.00 GHz
Sweep 54.00 ms (30001 pts)
MSG
STATUS