Case No. : GTS20220323004-1-4	
Ambient Condition: 26 ℃, 47 %RH,	
Test Date: 2022/6/07	**Test Engineer:** Jenny Zeng

Appendix E.1: Occupied channel bandwidth

Test Result

TestMode	Antenna	Frequency[MHz]	OCB [MHz]	FL[MHz]	FH[MHz]	Limit[MHz]	Verdict
11A	Ant1	5745	17.309	5736.343	5753.652	---	---
		5785	17.478	5776.237	5793.715	---	---
		5825	17.479	5816.235	5833.714	---	---
11N20SISO	Ant1	5745	17.966	5736.052	5754.018	---	---
		5785	17.839	5776.119	5793.958	---	---
		5825	17.985	5816.048	5834.033	---	---
11N40SISO	Ant1	5755	36.604	5736.865	5773.469	---	---
		5795	36.537	5776.838	5813.375	---	---
11AC20SISO	Ant1	5745	17.971	5736.060	5754.031	---	---
		5785	17.950	5776.067	5794.017	---	---
		5825	17.976	5816.060	5834.036	---	---
11AC40SISO	Ant1	5755	36.629	5736.866	5773.495	---	---
		5795	36.535	5776.859	5813.394	---	---
11AC80SISO	Ant1	5775	75.360	5737.406	5812.766	---	---

Test Graphs

11A_Ant1_5745

11A_Ant1_5785

11A_Ant1_5825

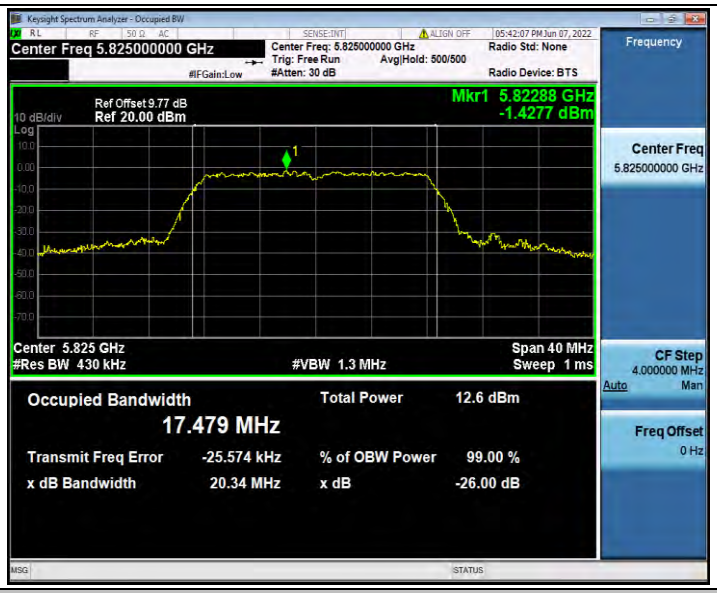

11N20SISO_Ant1_5745

11N20SISO_Ant1_5785

11N20SISO_Ant1_5825

11N40SISO_Ant1_5755

11N40SISO_Ant1_5795

11AC20SISO_Ant1_5745

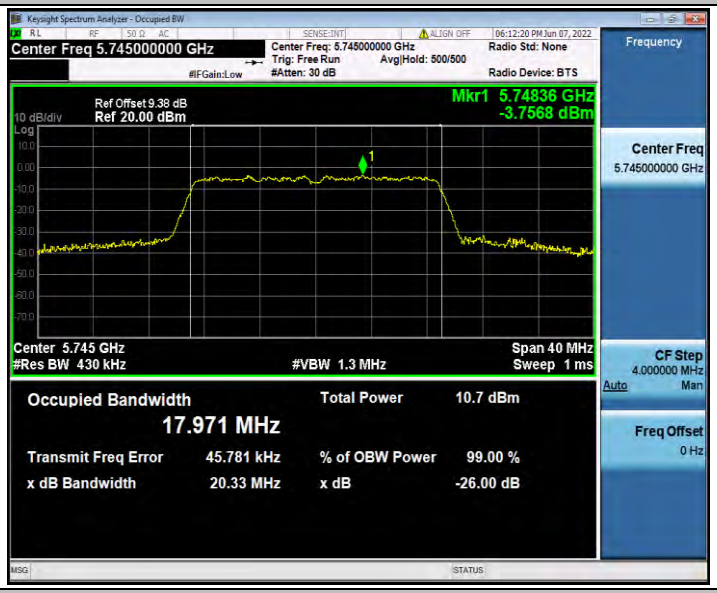

11AC20SISO_Ant1_5785

11AC20SISO_Ant1_5825

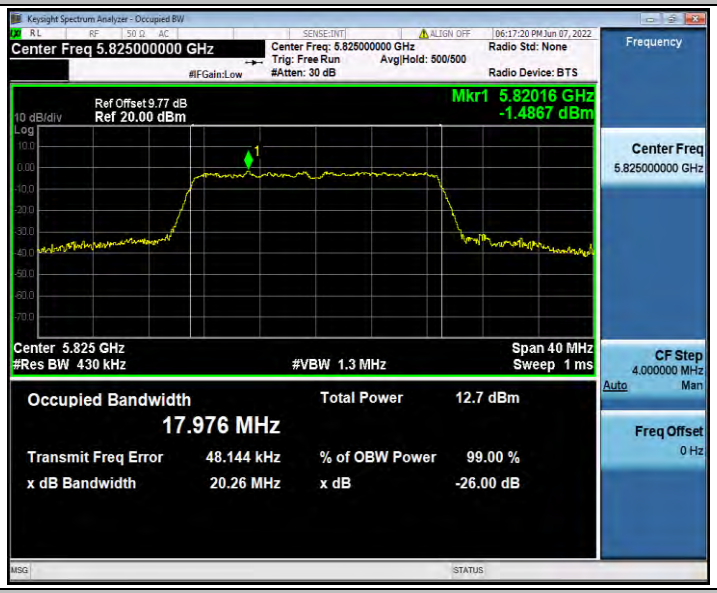

11AC40SISO_Ant1_5755

11AC40SISO_Ant1_5795

11AC80SISO_Ant1_5775

Appendix E.2: Min emission bandwidth

Test Result B4

TestMode	Antenna	Frequency[MHz]	6db EBW [MHz]	FL[MHz]	FH[MHz]	Limit[MHz]	Verdict
11A	Ant1	5745	16.560	5736.720	5753.280	0.5	PASS
		5785	16.560	5776.720	5793.280	0.5	PASS
		5825	16.560	5816.720	5833.280	0.5	PASS
11N20SISO	Ant1	5745	17.800	5736.120	5753.920	0.5	PASS
		5785	17.600	5776.200	5793.800	0.5	PASS
		5825	17.800	5816.120	5833.920	0.5	PASS
11N40SISO	Ant1	5755	36.400	5736.840	5773.240	0.5	PASS
		5795	36.400	5776.840	5813.240	0.5	PASS
11AC20SISO	Ant1	5745	17.800	5736.120	5753.920	0.5	PASS
		5785	17.800	5776.120	5793.920	0.5	PASS
		5825	17.800	5816.120	5833.920	0.5	PASS
11AC40SISO	Ant1	5755	36.400	5736.840	5773.240	0.5	PASS
		5795	36.480	5776.760	5813.240	0.5	PASS
11AC80SISO	Ant1	5775	76.000	5737.080	5813.080	0.5	PASS

Test Graphs B4

11A_Ant1_5745

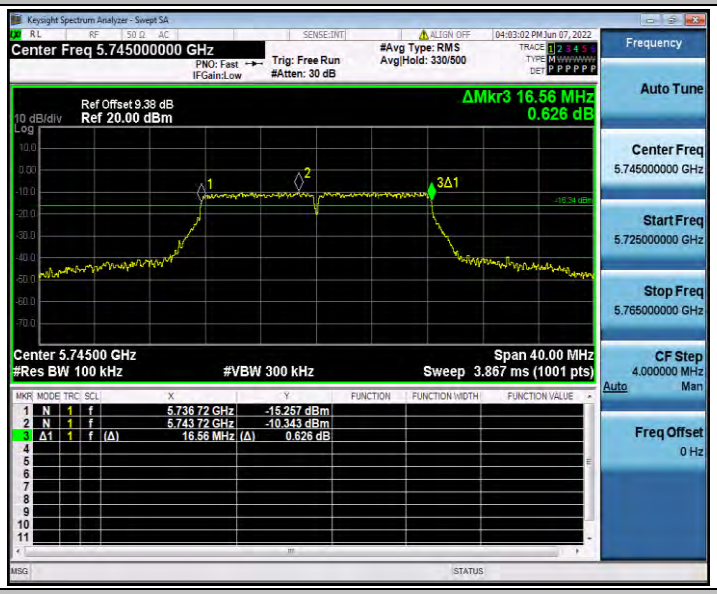

11A_Ant1_5785

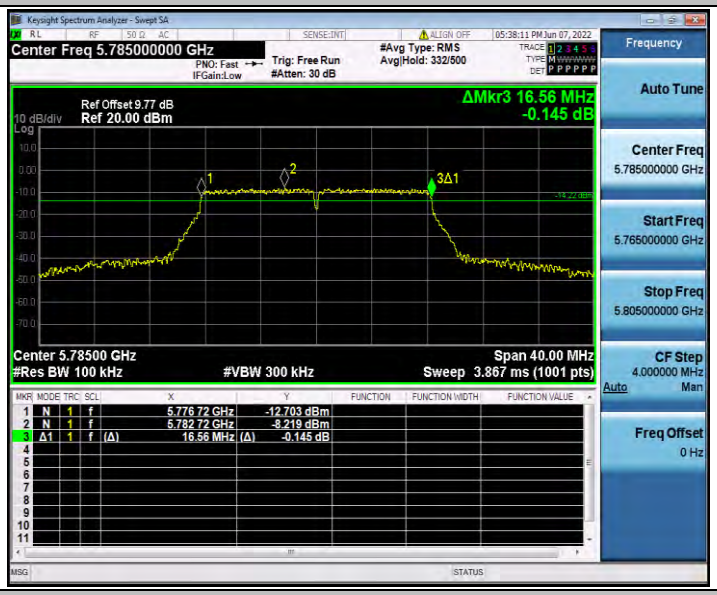

11A_Ant1_5825

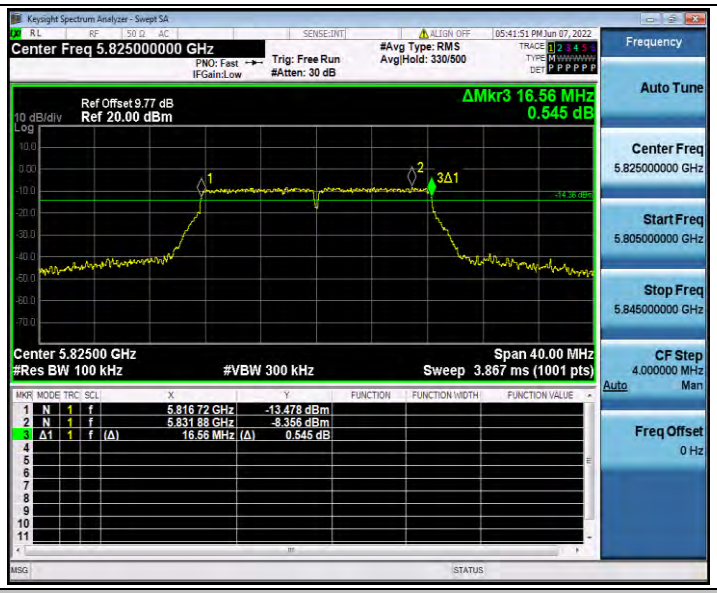

11N20SISO_Ant1_5745

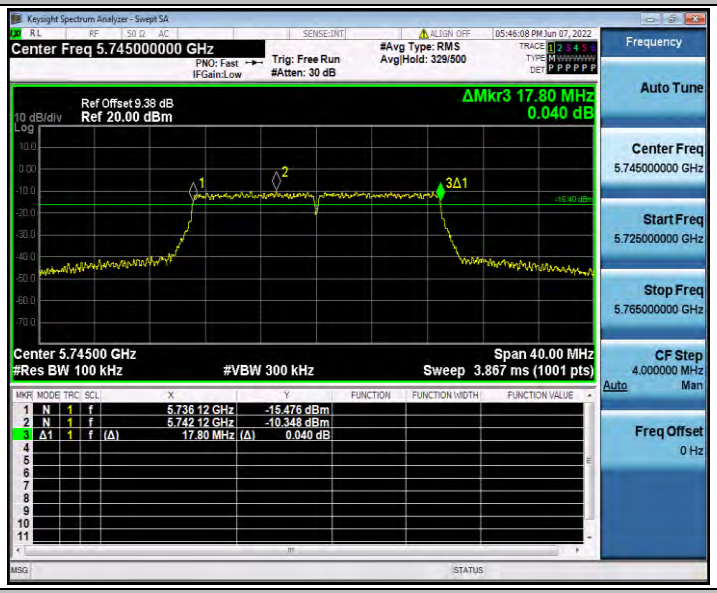

11N20SISO_Ant1_5785

11N20SISO_Ant1_5825

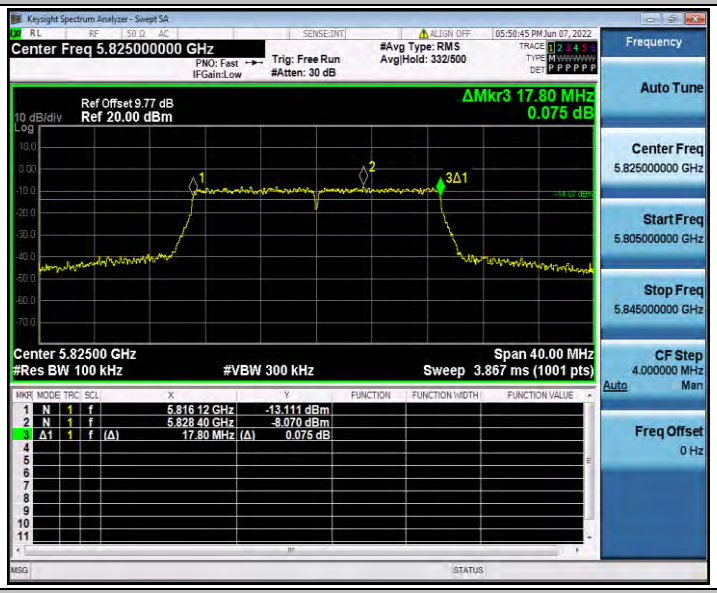

11N40SISO_Ant1_5755

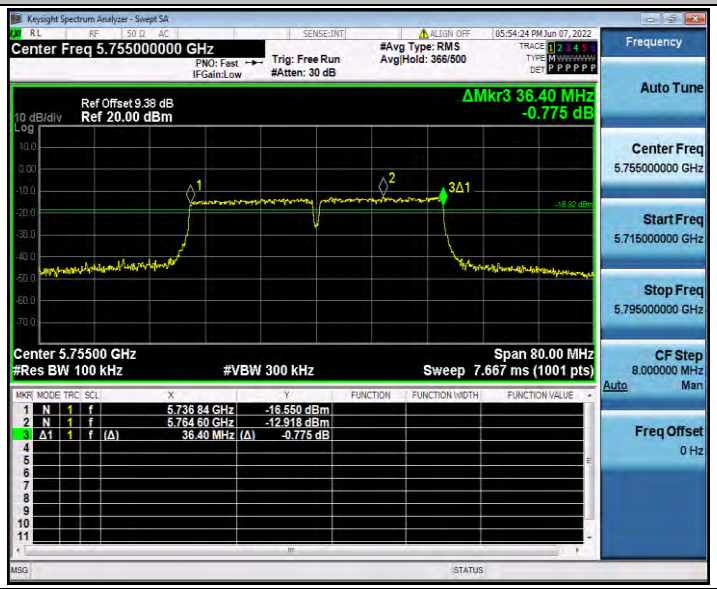

11N40SISO_Ant1_5795

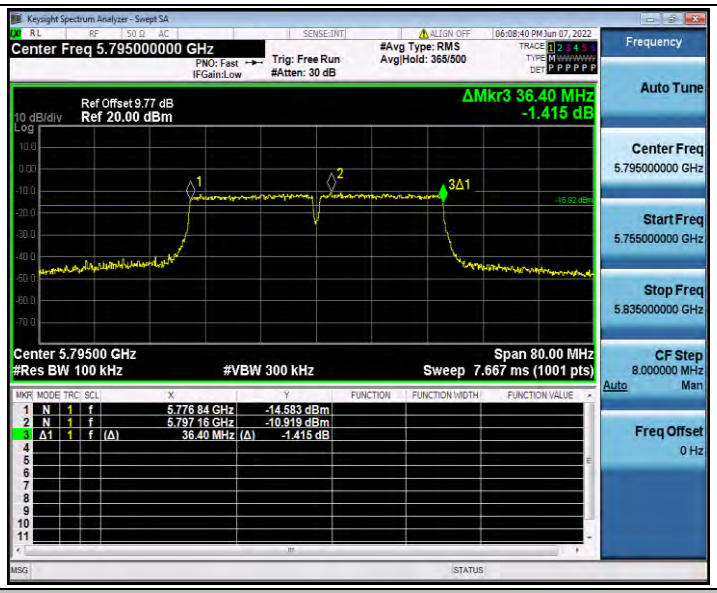

11AC20SISO_Ant1_5745

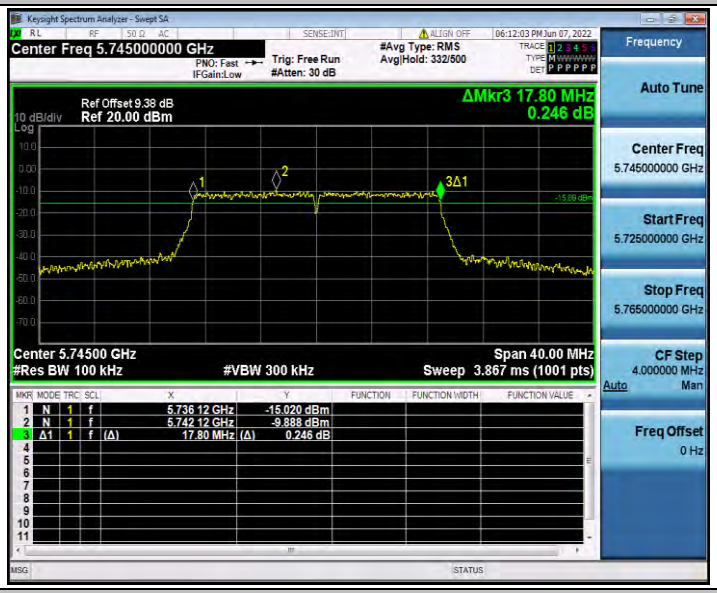

11AC20SISO_Ant1_5785

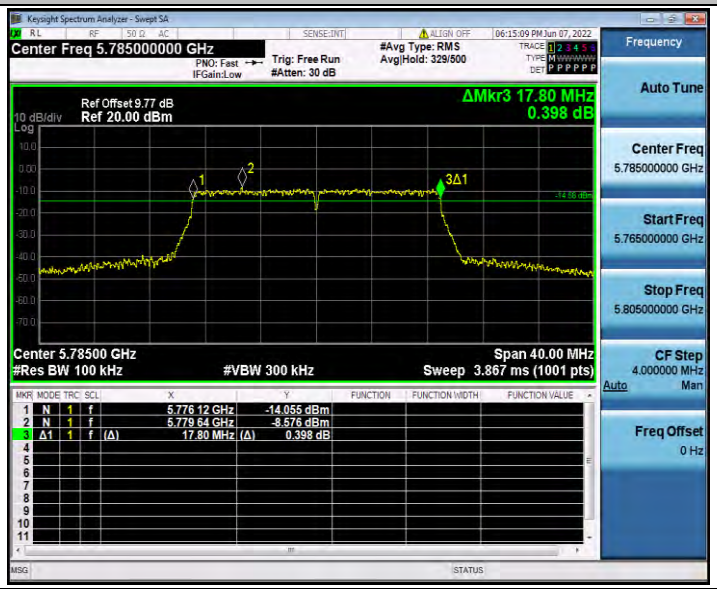

11AC20SISO_Ant1_5825

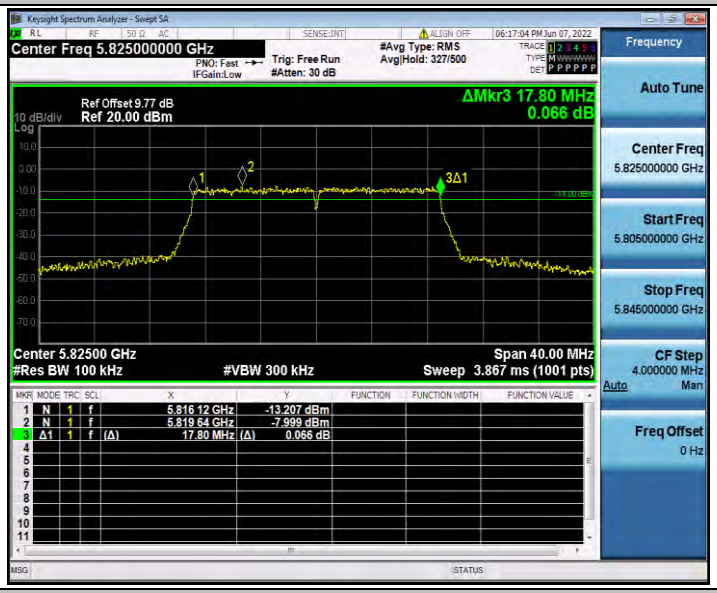

11AC40SISO_Ant1_5755

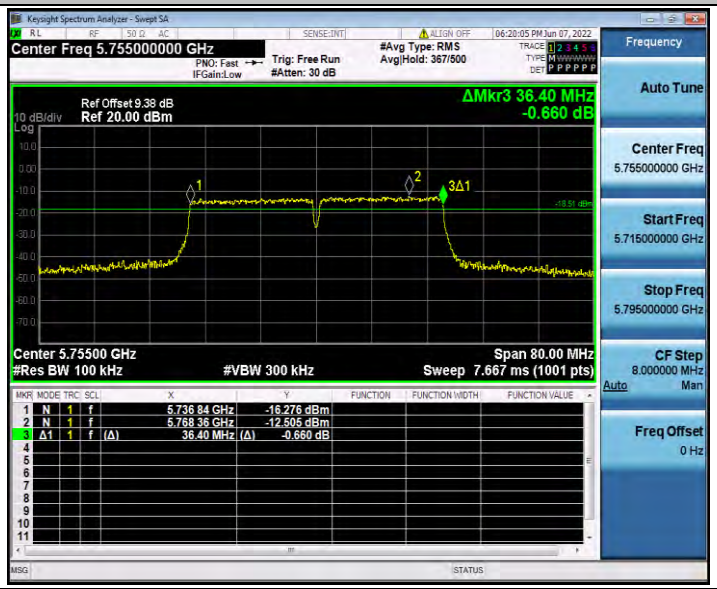

11AC40SISO_Ant1_5795

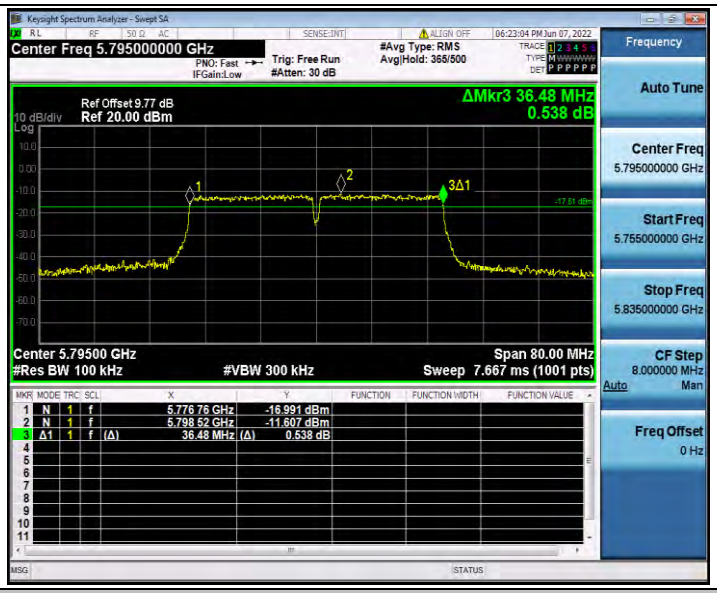

11AC80SISO_Ant1_5775

Appendix E.3: Duty Cycle

Test Result

TestMode	Antenna	Frequency[MHz]	Transmission Duration [ms]	Transmission Period [ms]	Duty Cycle [%]	DC Factor [dBm]
11A	Ant1	5745	30.00	30.00	100.00	0
		5785	30.00	30.00	100.00	0
		5825	30.00	30.00	100.00	0
11N20SISO	Ant1	5745	30.00	30.00	100.00	0
		5785	30.00	30.00	100.00	0
		5825	30.00	30.00	100.00	0
11N40SISO	Ant1	5755	30.00	30.00	100.00	0
		5795	30.00	30.00	100.00	0
11AC20SISO	Ant1	5745	30.00	30.00	100.00	0
		5785	30.00	30.00	100.00	0
		5825	30.00	30.00	100.00	0
11AC40SISO	Ant1	5755	30.00	30.00	100.00	0
		5795	30.00	30.00	100.00	0
11AC80SISO	Ant1	5775	30.00	30.00	100.00	0

Test Graphs

11A_Ant1_5745

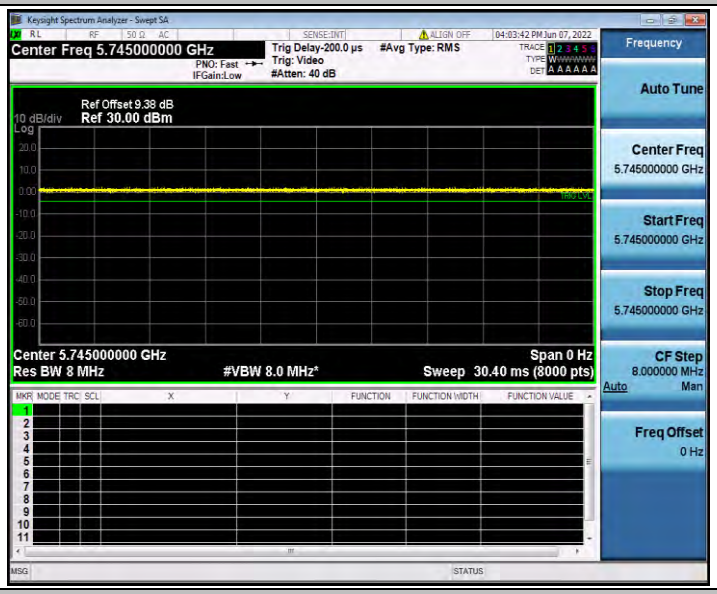

11A_Ant1_5785

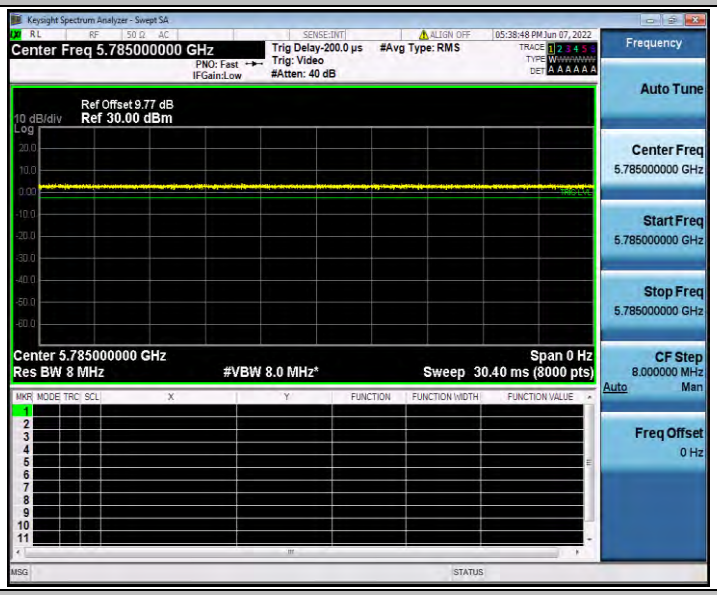

11A_Ant1_5825

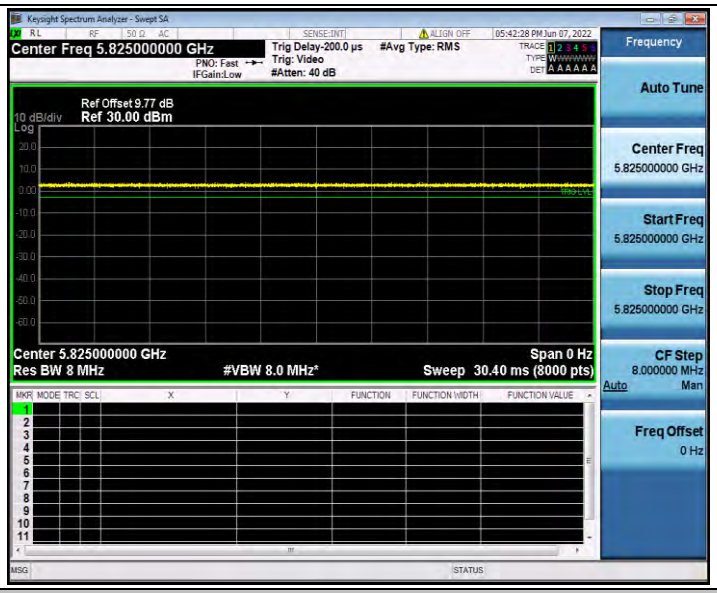

11N20SISO_Ant1_5745

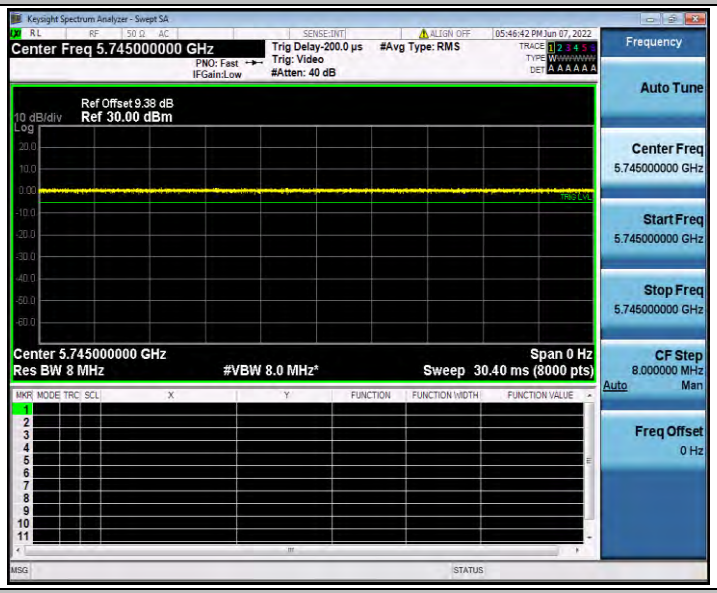

11N20SISO_Ant1_5785

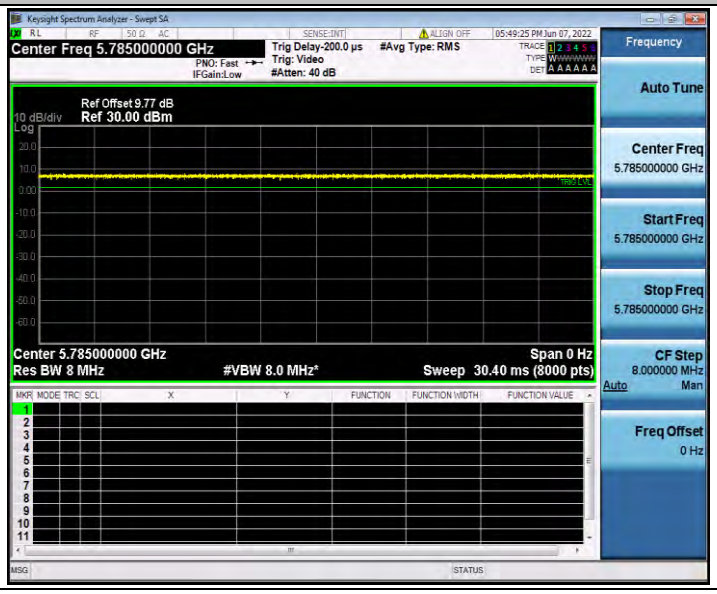

11N20SISO_Ant1_5825

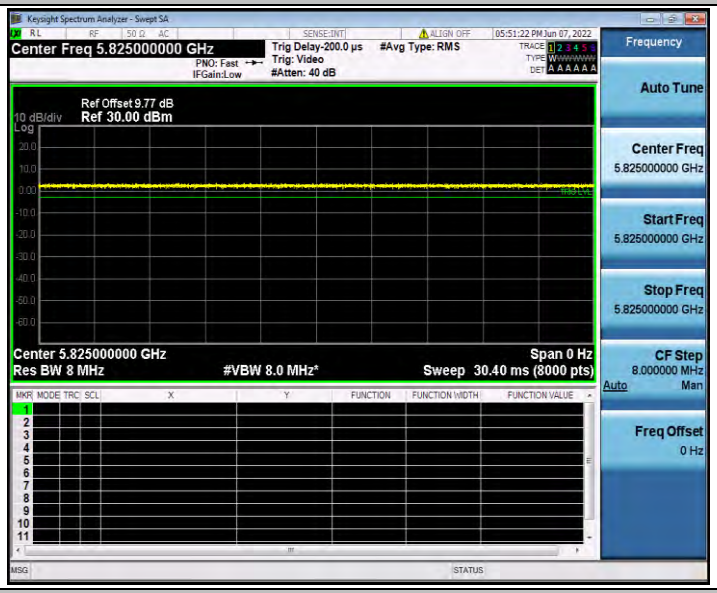

11N40SISO_Ant1_5755

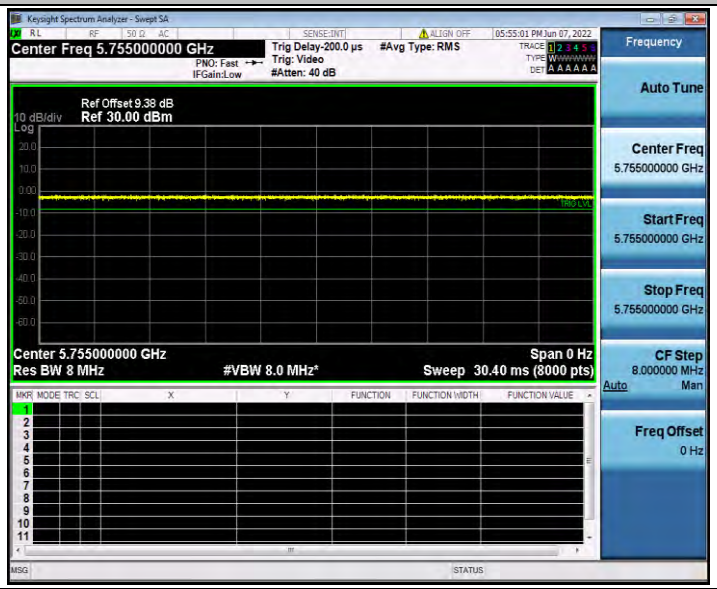

11N40SISO_Ant1_5795

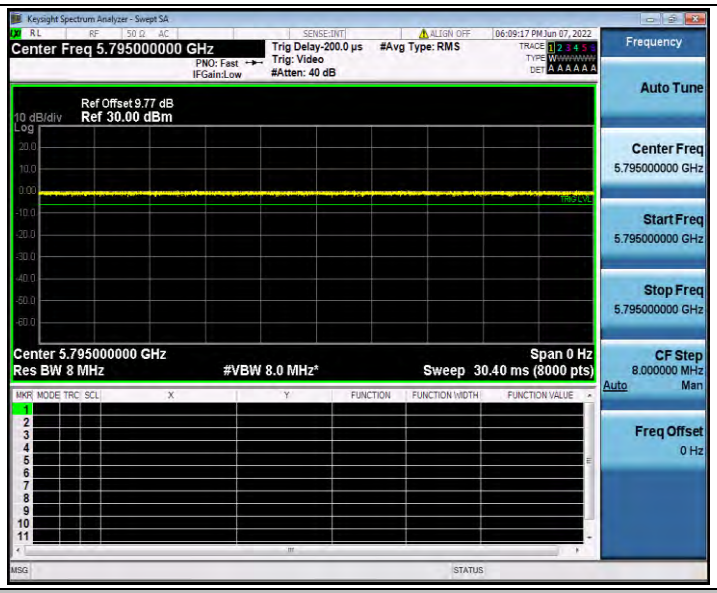

11AC20SISO_Ant1_5745

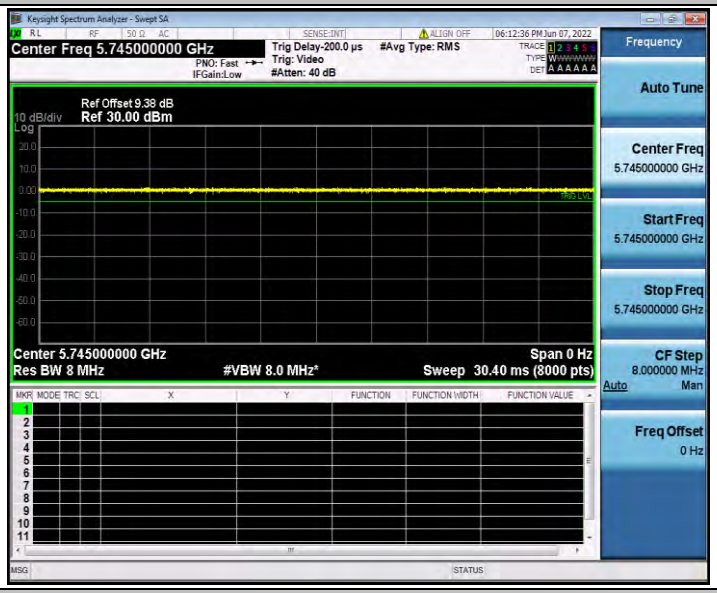

11AC20SISO_Ant1_5785

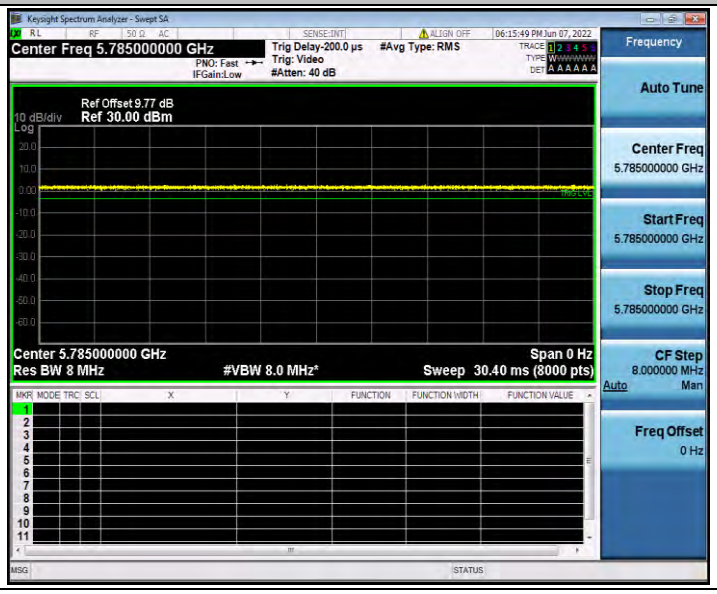

11AC20SISO_Ant1_5825

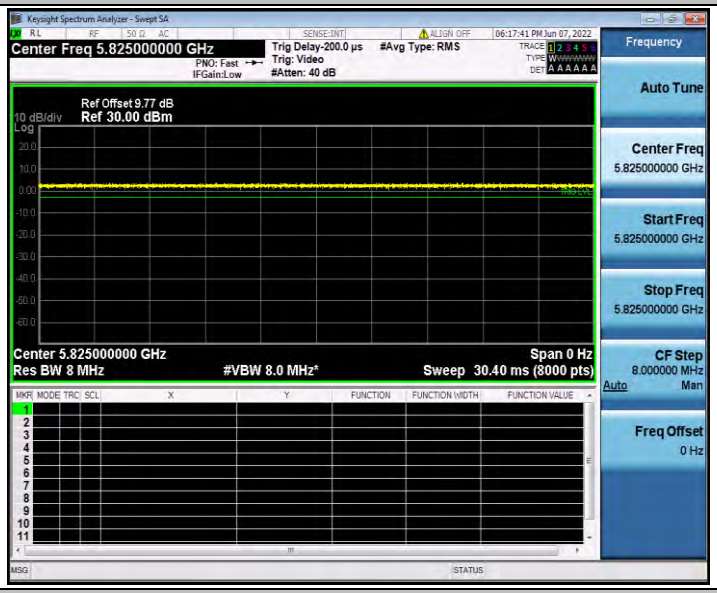

11AC40SISO_Ant1_5755

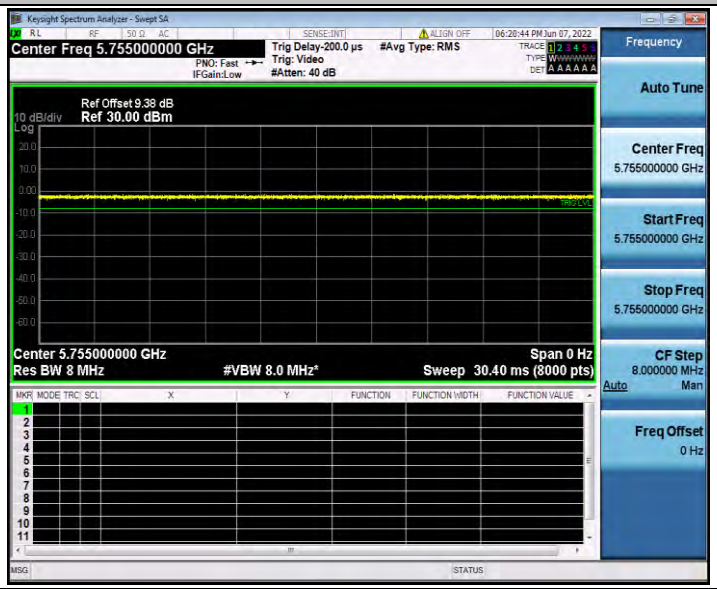

11AC40SISO_Ant1_5795

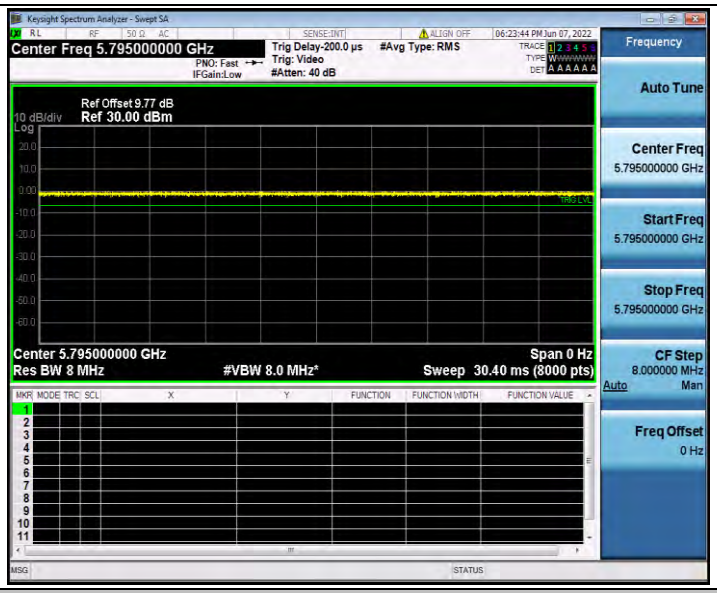

11AC80SISO_Ant1_5775

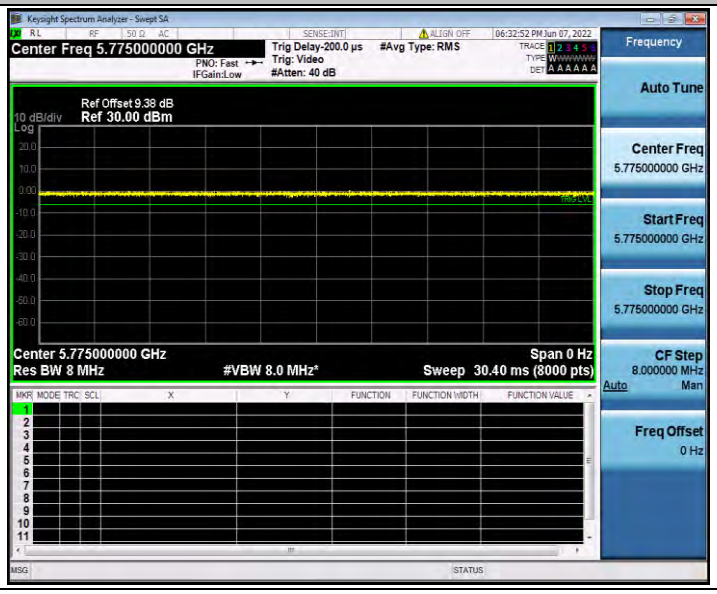

Appendix E.4: Maximum power spectral density

Test Result

TestMode	Antenna	Frequency[MHz]	Result [dBm/MHz]	Limit[dBm/MHz]	Verdict
11A	Ant1	5745	-2.82	≤30.00	PASS
		5785	-0.88	≤30.00	PASS
		5825	-1.47	≤30.00	PASS
11N20SISO	Ant1	5745	-4.38	≤30.00	PASS
		5785	2.89	≤30.00	PASS
		5825	-2.19	≤30.00	PASS
11N40SISO	Ant1	5755	-6.53	≤30.00	PASS
		5795	-4.31	≤30.00	PASS
11AC20SISO	Ant1	5745	-3.46	≤30.00	PASS
		5785	-2.88	≤30.00	PASS
		5825	-1.99	≤30.00	PASS
11AC40SISO	Ant1	5755	-5.95	≤30.00	PASS
		5795	-5.50	≤30.00	PASS
11AC80SISO	Ant1	5775	-6.39	≤30.00	PASS

Note：1.The Result and Limit Unit is dBm/500 kHz in the band 5.725–5.85 GHz.
2.The Duty Cycle Factor and RBW Factor is compensated in the graph.

Test Graphs

11A_Ant1_5745

11A_Ant1_5785

11A_Ant1_5825

11N20SISO_Ant1_5745

11N20SISO_Ant1_5785

11N20SISO_Ant1_5825

11N40SISO_Ant1_5755
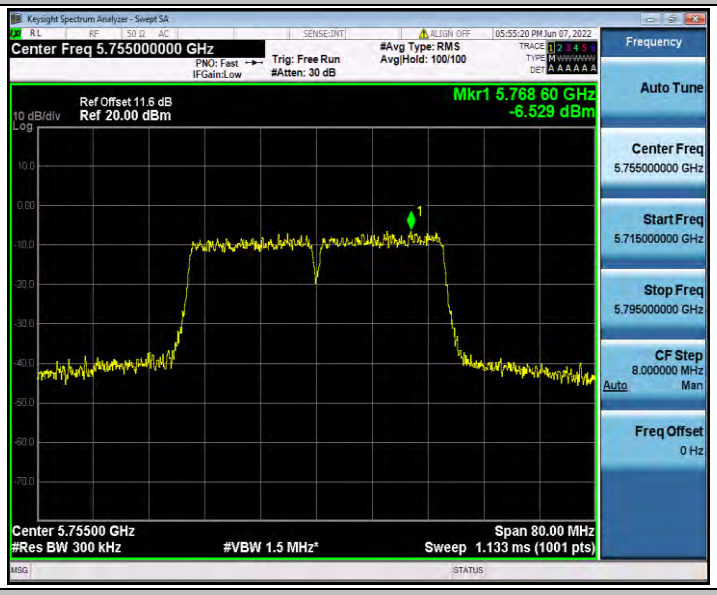

11N40SISO_Ant1_5795

11AC20SISO_Ant1_5745

11AC20SISO_Ant1_5785

11AC20SISO_Ant1_5825

11AC40SISO_Ant1_5755

11AC40SISO_Ant1_5795

11AC80SISO_Ant1_5775

Appendix E.5: Band edge measurements

Test Result B4

TestMode	Antenna	ChName	Frequency[MHz]	FreqRange [MHz]	Result [dBm]	Limit [dBm]	Verdict
11A	Ant1	Low	5745	5650~5700	-38.68	≤2.40	PASS
				5700~5720	-39.39	≤15.21	PASS
				5720~5725	-35.46	≤24.99	PASS
				5760~5650	-39.51	≤-27	PASS
		High	5825	5850~5855	-38.48	≤19.80	PASS
				5855~5875	-37.89	≤10.55	PASS
				5875~5925	-37.87	≤0.32	PASS
				5925~5935	-39.01	≤-27	PASS
11N20SISO	Ant1	Low	5745	5650~5700	-39.38	≤6.06	PASS
				5700~5720	-39.48	≤15.50	PASS
				5720~5725	-33.07	≤26.30	PASS
				5760~5650	-39.33	≤-27	PASS
		High	5825	5850~5855	-37.49	≤16.10	PASS
				5855~5875	-37.57	≤13.01	PASS
				5875~5925	-37.68	≤-14.27	PASS
				5925~5935	-38.03	≤-27	PASS
11N40SISO	Ant1	Low	5755	5650~5700	-39.15	≤-0.43	PASS
				5700~5720	-34.54	≤14.75	PASS
				5720~5725	-32.86	≤24.05	PASS
				5780~5650	-40.84	≤-27	PASS
		High	5795	5850~5855	-38.5	≤22.80	PASS
				5855~5875	-38.1	≤14.29	PASS
				5875~5925	-38.43	≤5.68	PASS
				5925~5935	-39.21	≤-27	PASS
11AC20SISO	Ant1	Low	5745	5650~5700	-39.39	≤5.21	PASS
				5700~5720	-38.37	≤15.53	PASS
				5720~5725	-32.5	≤24.21	PASS
				5760~5650	-40.69	≤-27	PASS
		High	5825	5850~5855	-37.54	≤24.41	PASS
				5855~5875	-38.28	≤14.10	PASS
				5875~5925	-38.05	≤-20.46	PASS
				5925~5935	-37.6	≤-27	PASS
11AC40SISO	Ant1	Low	5755	5650~5700	-39.34	≤-21.61	PASS
				5700~5720	-34.26	≤15.58	PASS
				5720~5725	-32.67	≤20.35	PASS

				5780~5650	-40.07	≤-27	PASS
		High	5795	5850~5855	-38.86	≤26.19	PASS
				5855~5875	-38.18	≤14.01	PASS
				5875~5925	-38.71	≤1.04	PASS
				5925~5935	-37.94	≤-27	PASS
11AC80S ISO	Ant1	Low	5775	5650~5700	-34.59	≤2.45	PASS
				5700~5720	-29.92	≤13.91	PASS
				5720~5725	-30.62	≤16.71	PASS
				5800~5650	-39.43	≤-27	PASS
		High	5775	5850~5855	-32.94	≤23.81	PASS
				5855~5875	-36.4	≤10.28	PASS
				5875~5925	-37.96	≤-4.50	PASS
				5925~5935	-39.33	≤-27	PASS

Test Graphs B4

11A_Ant1_Low_5745

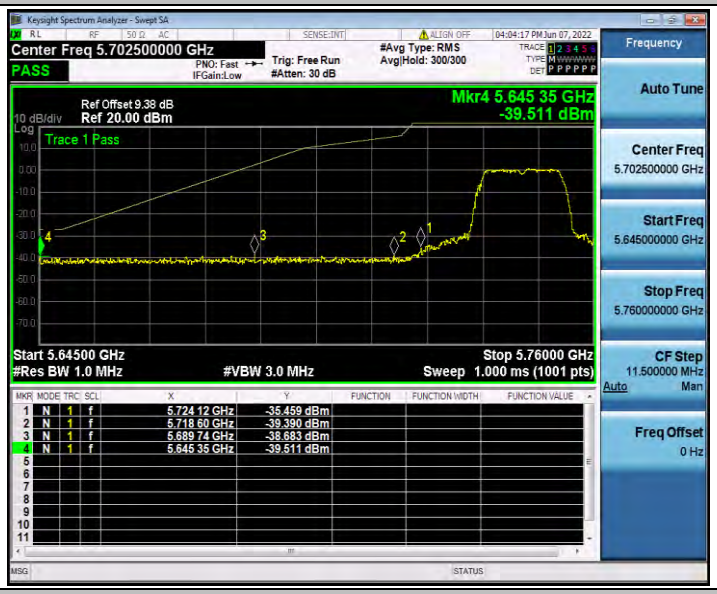

11A_Ant1_High_5825

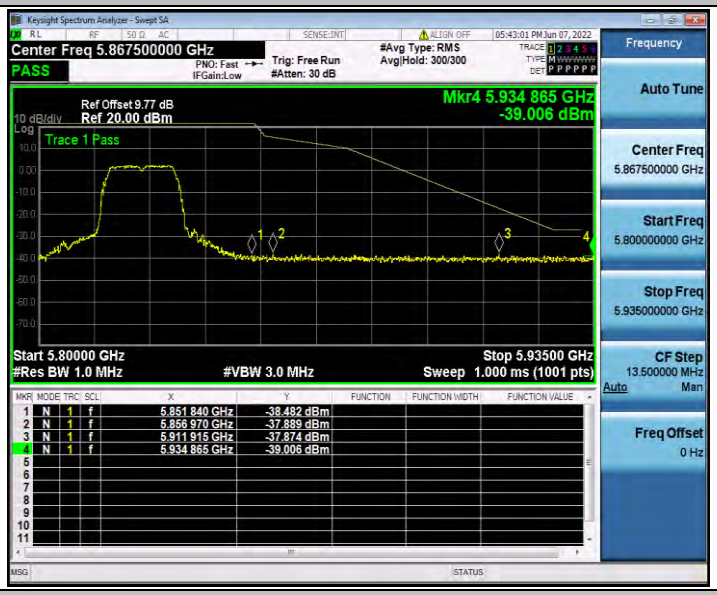

11N20SISO_Ant1_Low_5745

11N20SISO_Ant1_High_5825

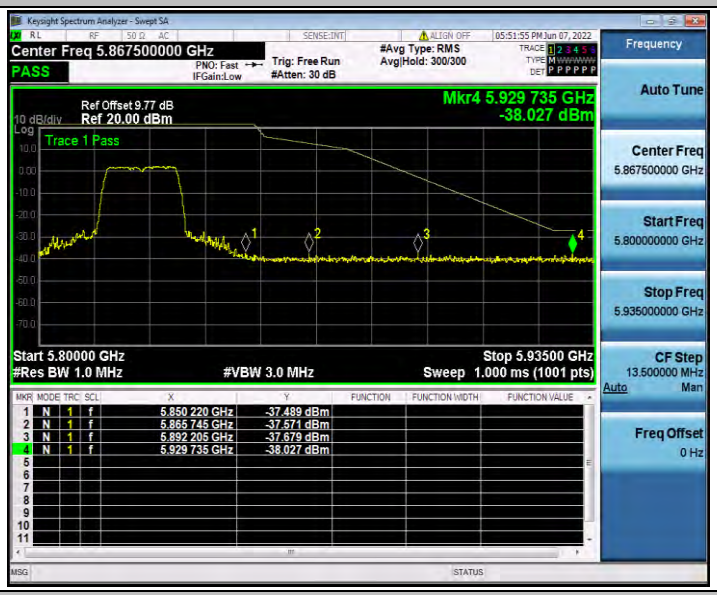

11N40SISO_Ant1_Low_5755

11N40SISO_Ant1_High_5795

11AC20SISO_Ant1_Low_5745

11AC20SISO_Ant1_High_5825

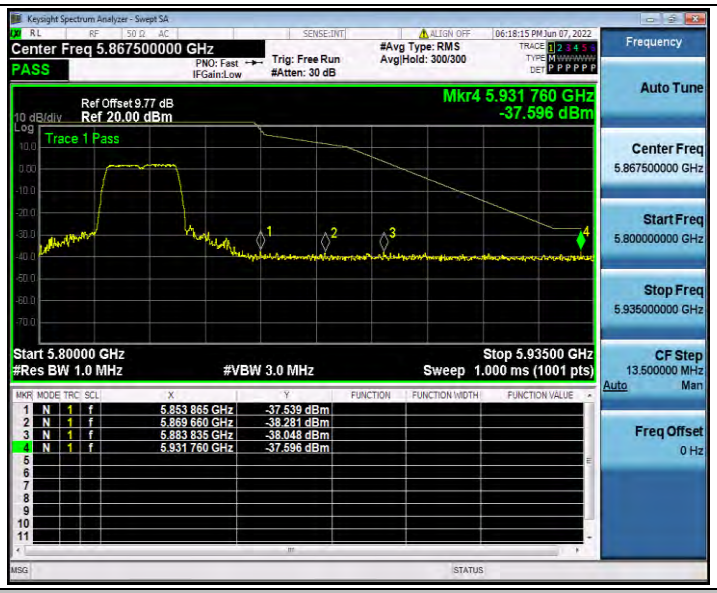

11AC40SISO_Ant1_Low_5755

11AC40SISO_Ant1_High_5795

11AC80SISO_Ant1_Low_5775

11AC80SISO_Ant1_High_5775

Appendix E.6: Conducted Spurious Emission

Test Result

TestMode	Antenna	Frequency[MHz]	FreqRange [MHz]	Max. Fre [MHz]	Max. Level [dBm]	Limit [dBm]	Verdict
11A	Ant1	5745	30~5650	4941.32	-40.98	≤-27	PASS
			5925~40000	23493.12	-31.76	≤-27	PASS
		5785	30~5650	4939.07	-40.01	≤-27	PASS
			5925~40000	26986.65	-31.84	≤-27	PASS
		5825	30~5650	5462.67	-40.31	≤-27	PASS
			5925~40000	25262.02	-32.63	≤-27	PASS
11N20SISO	Ant1	5745	30~5650	5461.92	-40.79	≤-27	PASS
			5925~40000	24195.62	-32.22	≤-27	PASS
		5785	30~5650	5479.9	-40.12	≤-27	PASS
			5925~40000	26577.8	-32.5	≤-27	PASS
		5825	30~5650	4941.13	-40.27	≤-27	PASS
			5925~40000	26495.61	-32.72	≤-27	PASS
11N40SISO	Ant1	5755	30~5650	3313.39	-41.76	≤-27	PASS
			5925~40000	23596.39	-32.54	≤-27	PASS
		5795	30~5650	4912.84	-39.72	≤-27	PASS
			5925~40000	24264.47	-31.71	≤-27	PASS
11AC20SISO	Ant1	5745	30~5650	5398.79	-40.97	≤-27	PASS
			5925~40000	26074.11	-33.16	≤-27	PASS
		5785	30~5650	3171.95	-40.75	≤-27	PASS
			5925~40000	24807.5	-32.46	≤-27	PASS
		5825	30~5650	5453.67	-40.32	≤-27	PASS
			5925~40000	26644.54	-32.75	≤-27	PASS
11AC40SISO	Ant1	5755	30~5650	5489.08	-41.1	≤-27	PASS
			5925~40000	26681.07	-32.31	≤-27	PASS
		5795	30~5650	4995.46	-40.79	≤-27	PASS
			5925~40000	25229	-31.91	≤-27	PASS
11AC80SISO	Ant1	5775	30~5650	5543.97	-40.6	≤-27	PASS
			5925~40000	24211.08	-32.51	≤-27	PASS

Test Graphs

11A_Ant1_5745_30~5650

11A_Ant1_5745_5925~40000

11A_Ant1_5785_30~5650

11A_Ant1_5785_5925~40000

11A_Ant1_5825_30~5650

11A_Ant1_5825_5925~40000

11N20SISO_Ant1_5745_30~5650

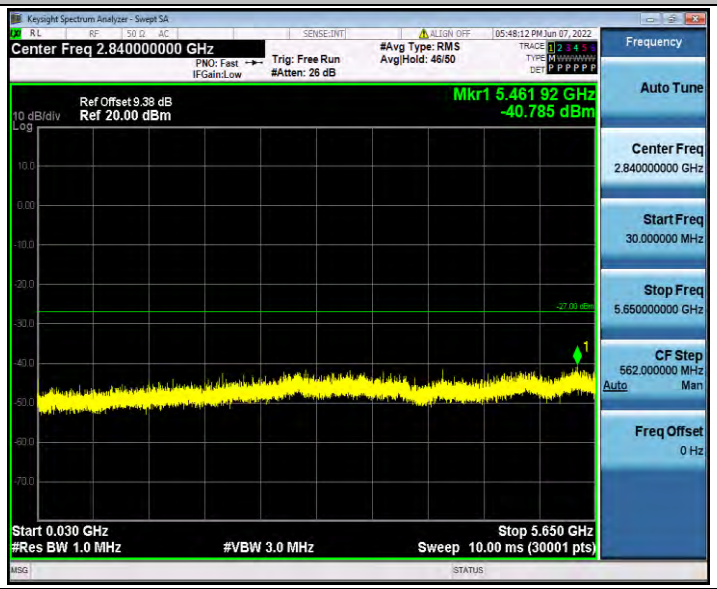

11N20SISO_Ant1_5745_5925~40000

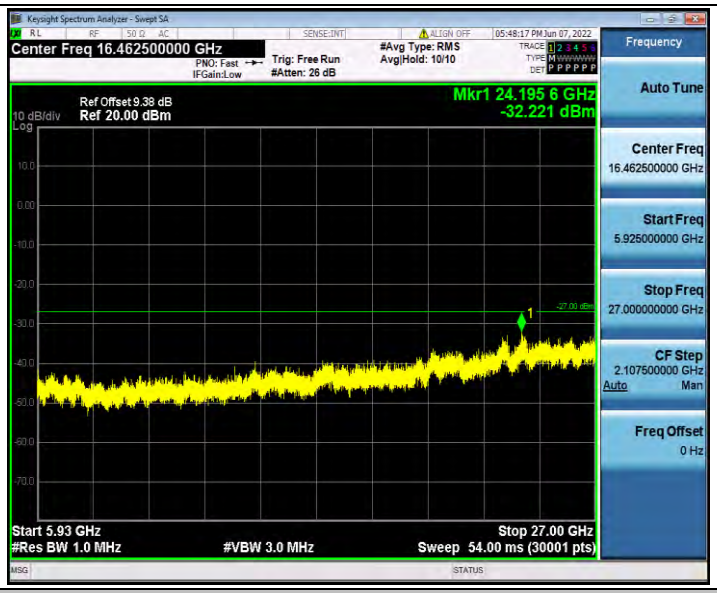

11N20SISO_Ant1_5785_30~5650

11N20SISO_Ant1_5785_5925~40000

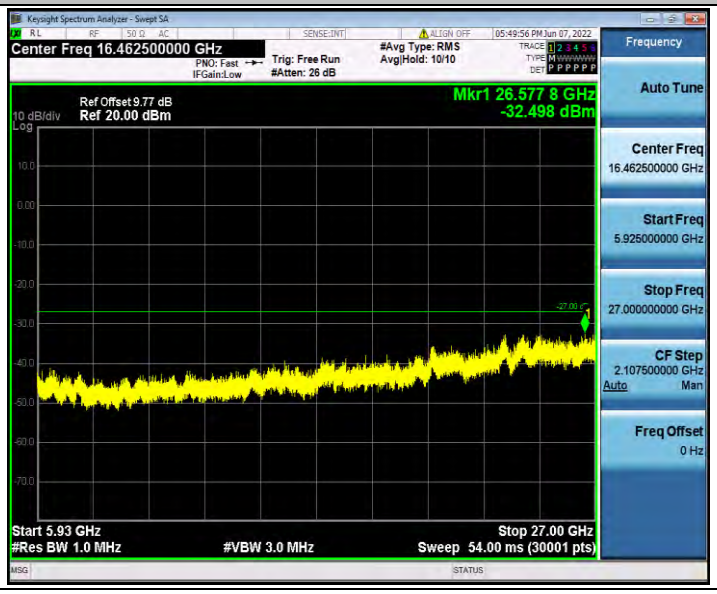

11N20SISO_Ant1_5825_30~5650

11N20SISO_Ant1_5825_5925~40000

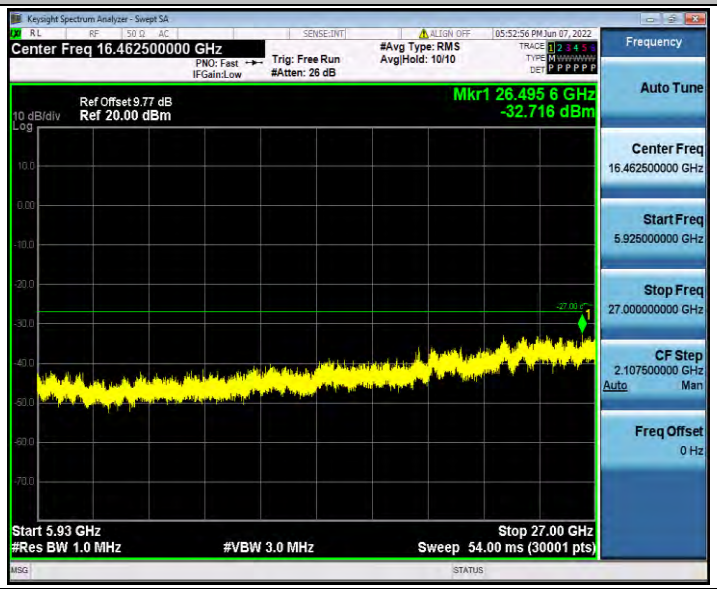

11N40SISO_Ant1_5755_30~5650

11N40SISO_Ant1_5755_5925~40000

11N40SISO_Ant1_5795_30~5650

11N40SISO_Ant1_5795_5925~40000

11AC20SISO_Ant1_5745_30~5650

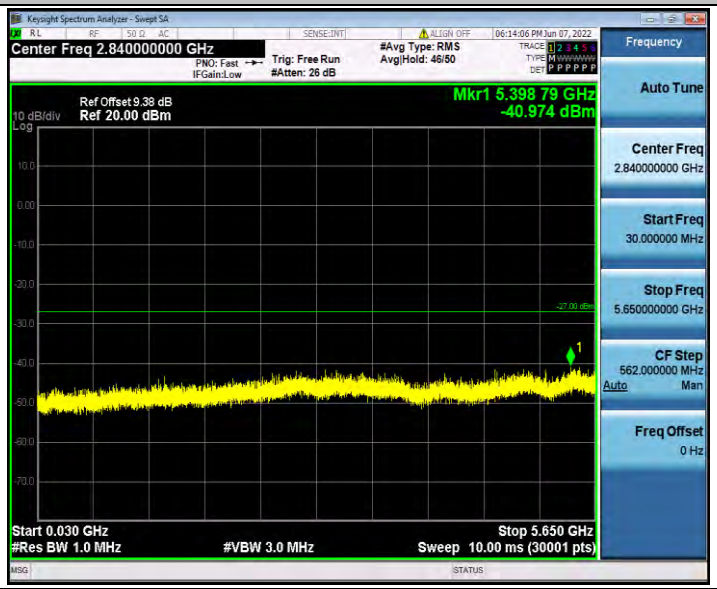

11AC20SISO_Ant1_5745_5925~40000

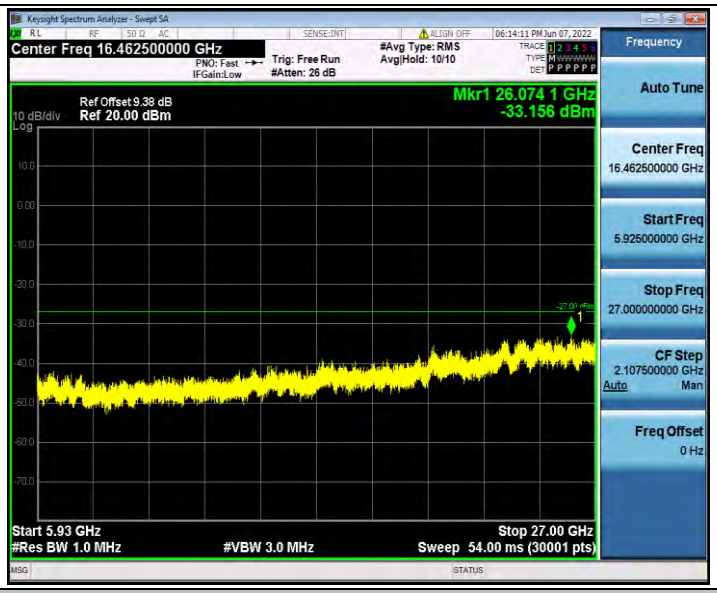

11AC20SISO_Ant1_5785_30~5650

11AC20SISO_Ant1_5785_5925~40000

11AC20SISO_Ant1_5825_30~5650

11AC20SISO_Ant1_5825_5925~40000

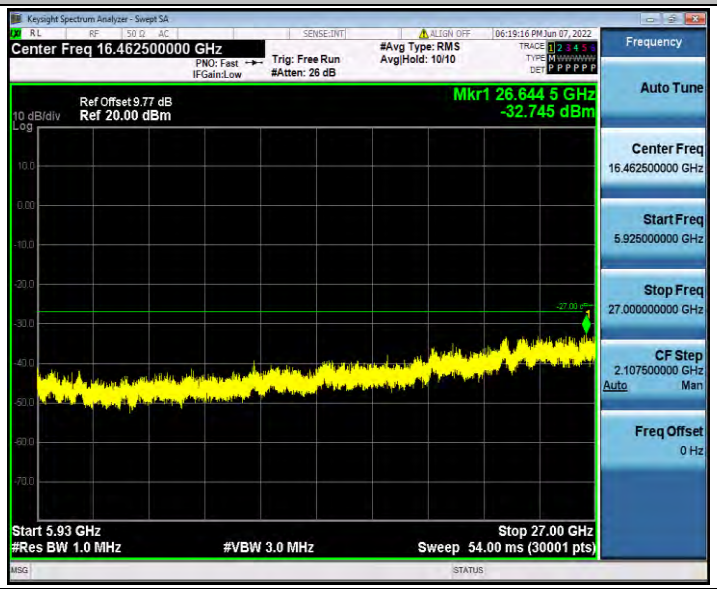

11AC40SISO_Ant1_5755_30~5650

11AC40SISO_Ant1_5755_5925~40000

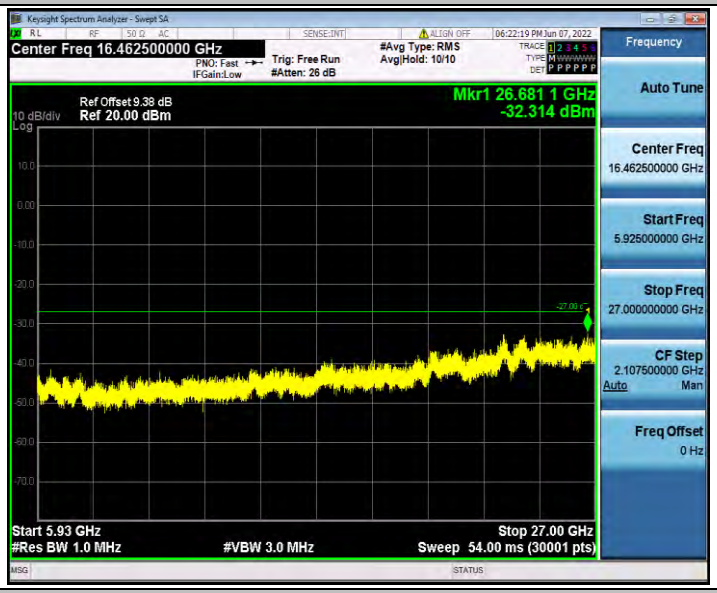

11AC40SISO_Ant1_5795_30~5650

11AC40SISO_Ant1_5795_5925~40000

11AC80SISO_Ant1_5775_30~5650

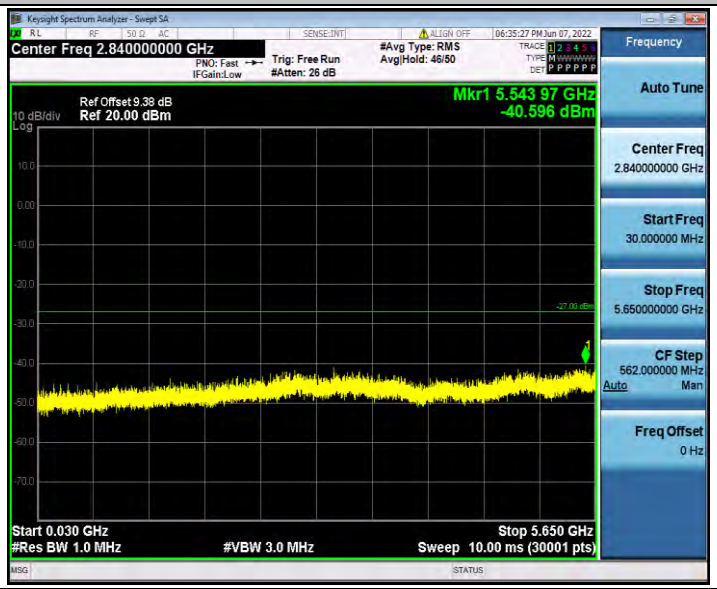

11AC80SISO_Ant1_5775_5925~40000

Keysight Spectrum Analyzer - Swept SA
RL
RF
50 Ω AC
SENSE:INT
ALIGN OFF
06:35:32 PM Jun 07, 2022
Center Freq 16.462500000 GHz
PNO: Fast
IFGain:Low
Trig: Free Run
#Atten: 26 dB
#Avg Type: RMS
Avg|Hold: 10/10
TRACE 1 2 3 4 5 6
TYPE M
DET P P P P P
Frequency
Auto Tune
Center Freq
16.462500000 GHz
Start Freq
5.925000000 GHz
Stop Freq
27.000000000 GHz
CF Step
2.107500000 GHz
Auto
Man
Freq Offset
0 Hz
Ref Offset 9.38 dB
10 dB/div
Ref 20.00 dBm
Log
Mkr1 24.211 1 GHz
-32.508 dBm
-27.00 dBm
Start 5.93 GHz
#Res BW 1.0 MHz
#VBW 3.0 MHz
Stop 27.00 GHz
Sweep 54.00 ms (30001 pts)
MSG
STATUS