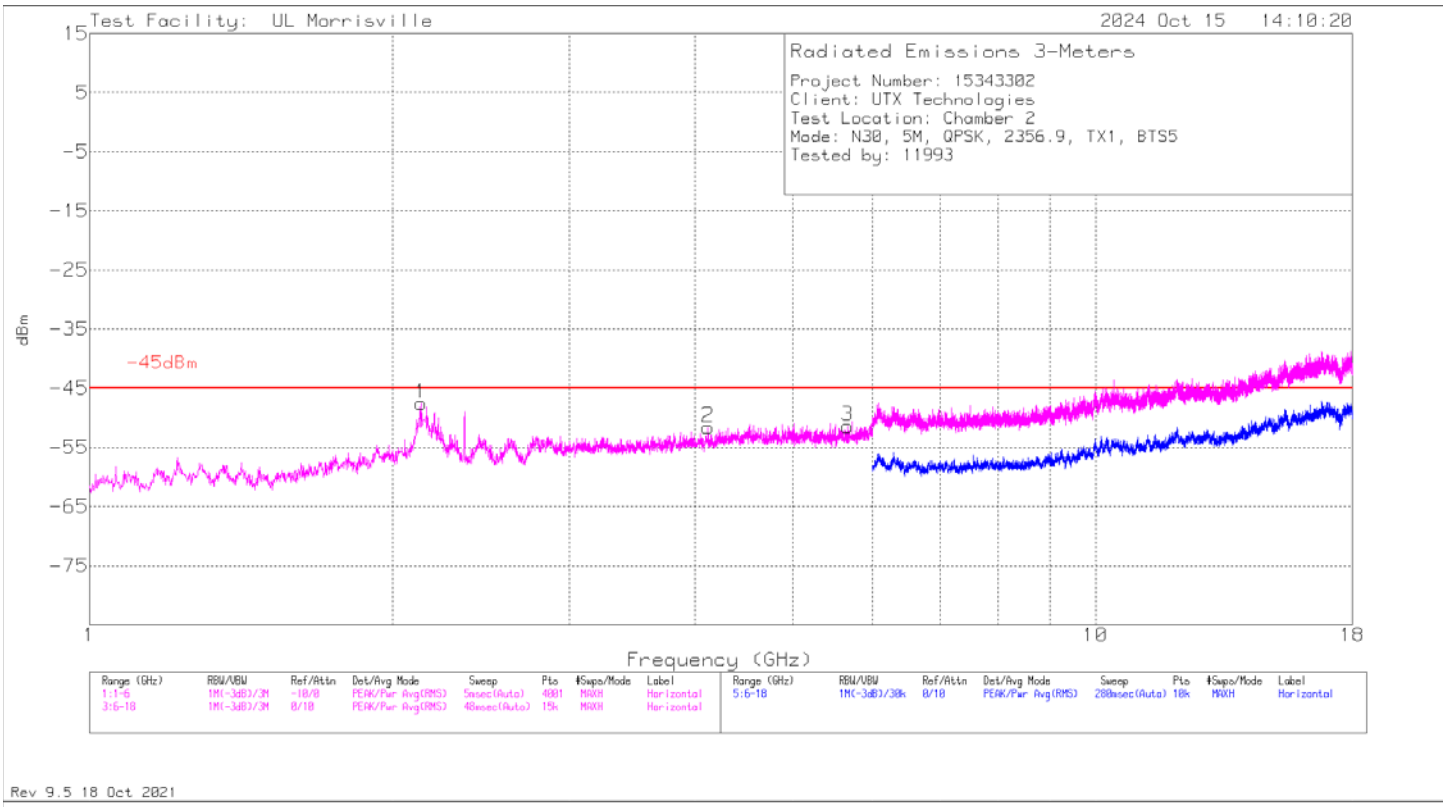

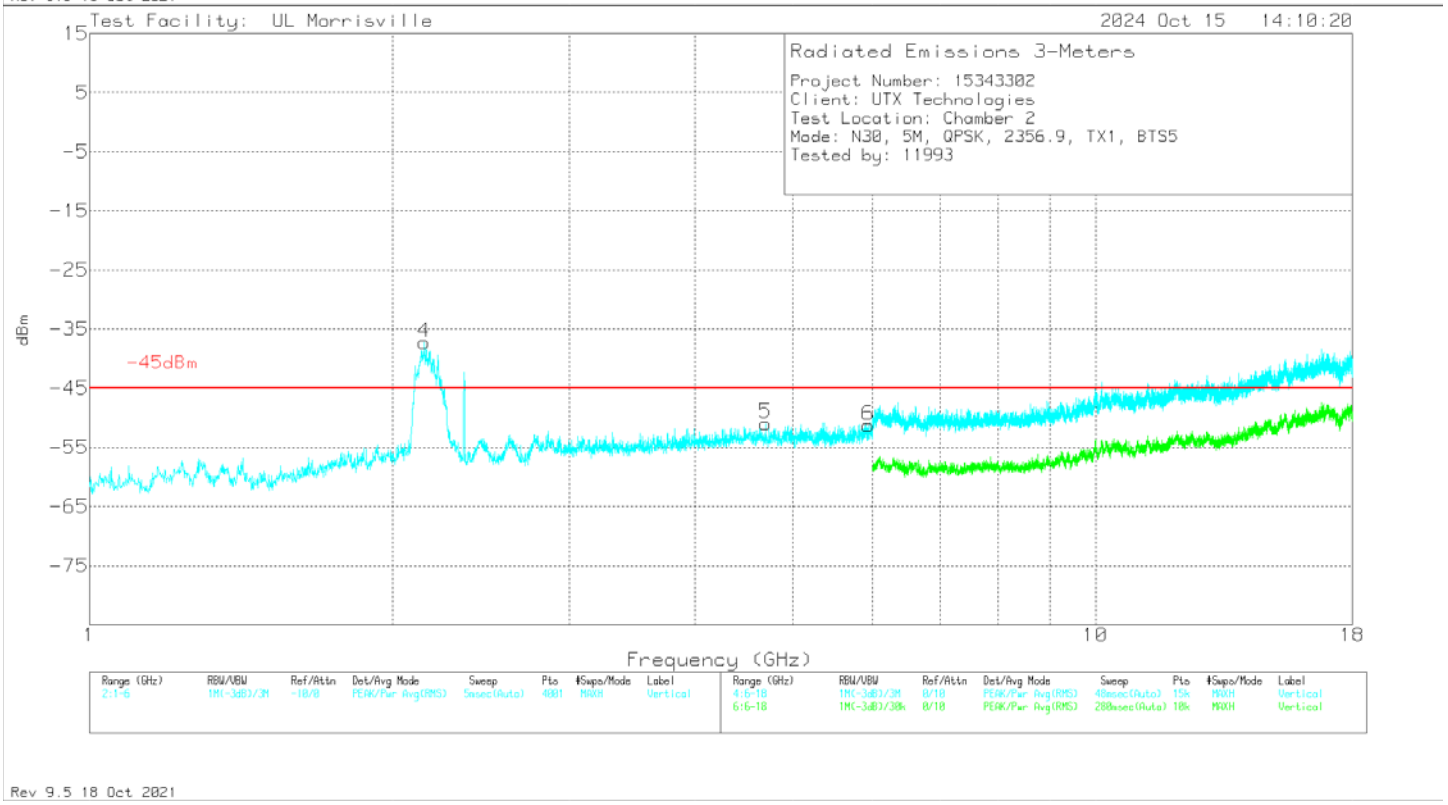

UL LLC.
12 Laboratory Drive, RTP, NC 27606, USA TEL: (919) 549-1400 FAX: (510) 661-0888
FORM NO: CCSUP4031B
This report shall not be reproduced except in full, without the written approval of UL LLC.

Marker	Frequency (GHz)	Meter Reading (dBm)	Det	86408 (dB/m)	Gain/Loss (dB)	CF (dB)	Gain/Loss (dB)	Corrected Reading dBm	-45dBm	Margin (dB)	Azimuth (Degs)	Height (cm)	Polarity
1	2.14389	-77.51	RMS	32	-22.5	11.8	1.6	-54.61	-45	-9.61	358	246	H
4	2.18119	-74.61	RMS	32	-23.1	11.8	1.9	-52.01	-45	-7.01	0	221	V
2	4.11875	-76.81	Pk	33.4	-20.6	11.8	.6	-51.61	-45	-6.61	0-360	200	H
5	4.77334	-85.75	RMS	34.2	-21	11.8	.7	-60.05	-45	-15.05	231	235	V
3	5.66875	-75.42	Pk	34.6	-22.9	11.8	.5	-51.42	-45	-6.42	0-360	200	H
6	5.94375	-75.85	Pk	35.1	-22.8	11.8	.5	-51.25	-45	-6.25	0-360	101	V

Pk - Peak detector

RMS - RMS detection

UL LLC. FORM NO: CCSUP4031B
12 Laboratory Drive, RTP, NC 27606, USA TEL: (919) 549-1400 FAX: (510) 661-0888
This report shall not be reproduced except in full, without the written approval of UL LLC.

TX Port 2

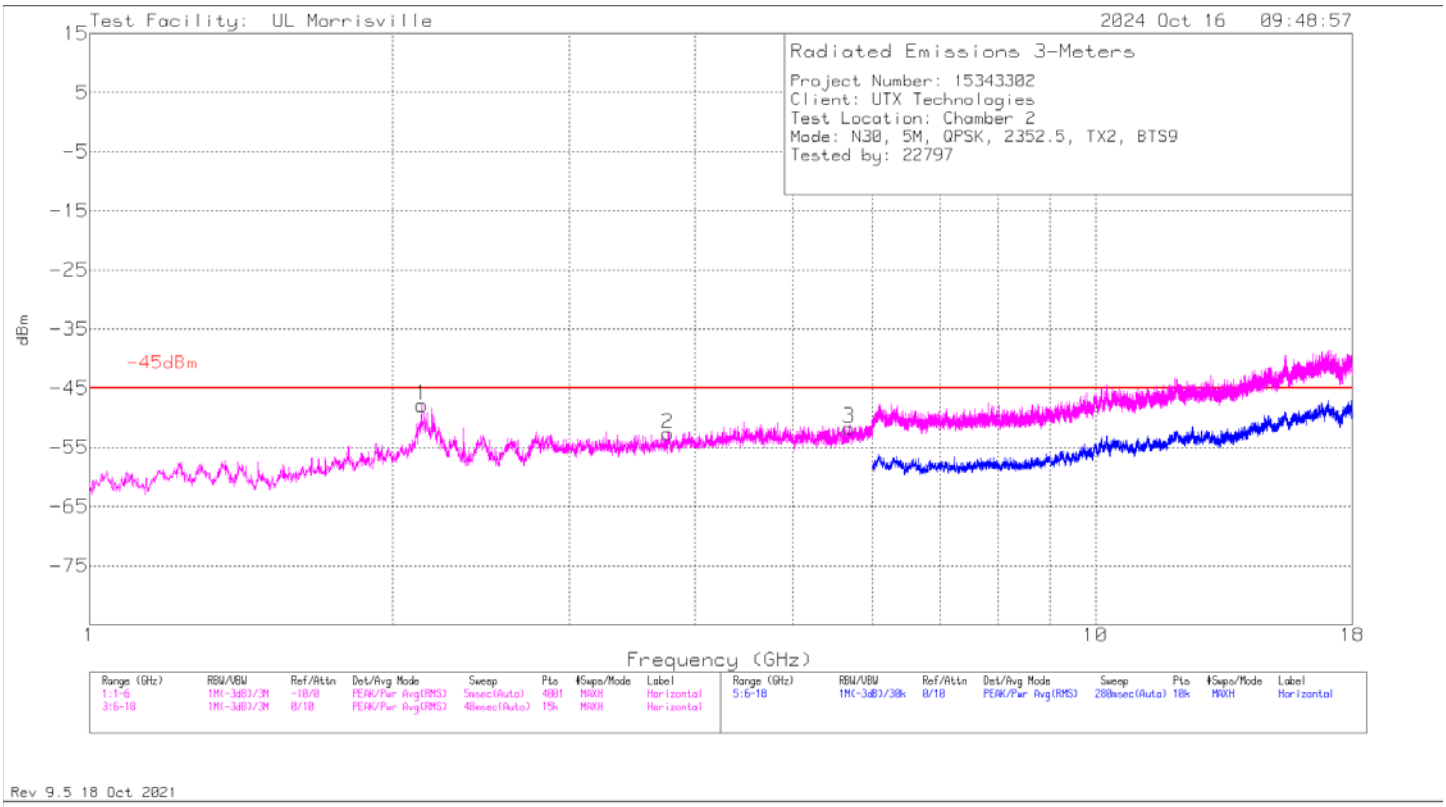

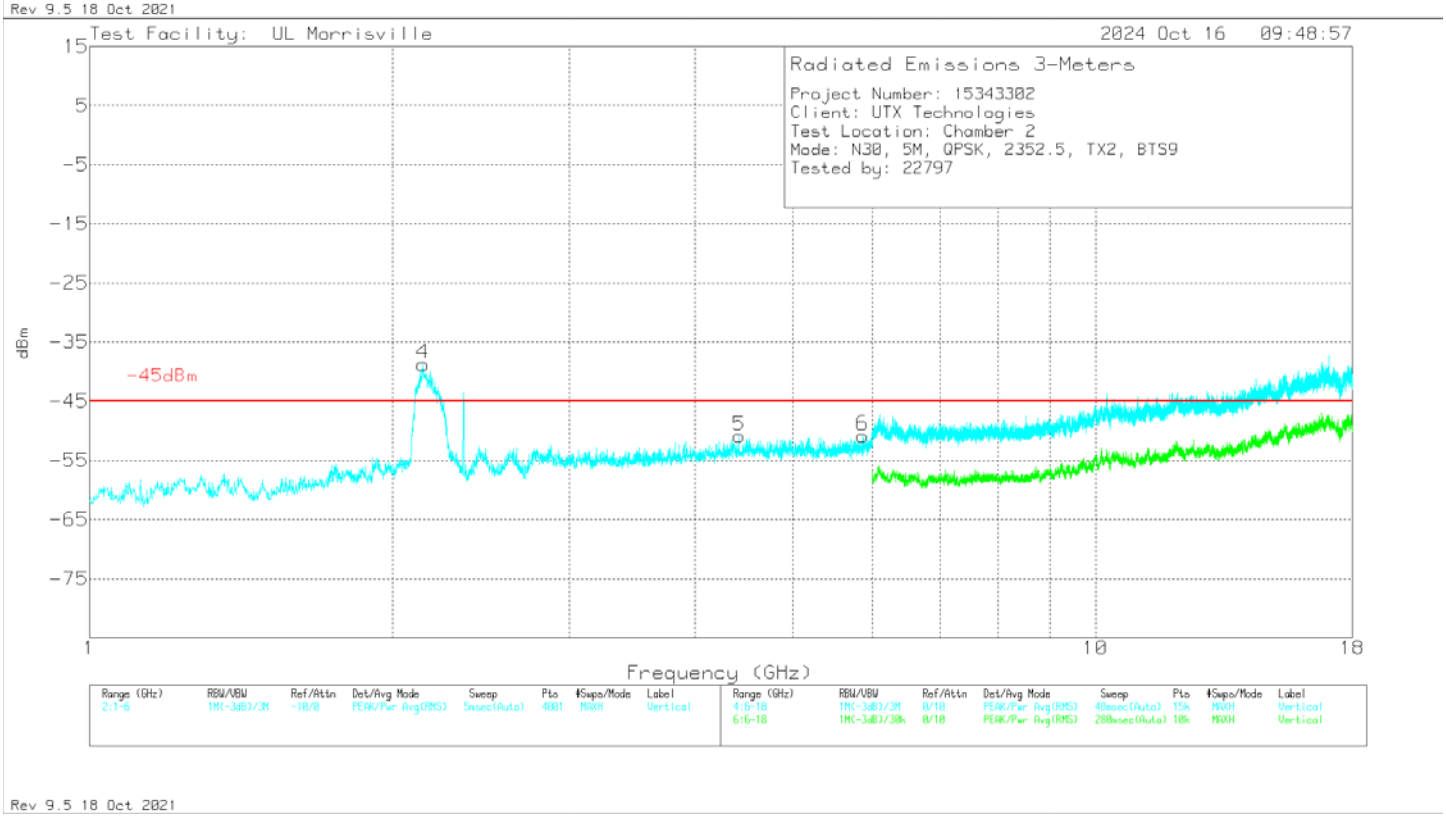

UL LLC.
12 Laboratory Drive, RTP, NC 27606, USA TEL: (919) 549-1400 FAX: (510) 661-0888
FORM NO: CCSUP4031B
This report shall not be reproduced except in full, without the written approval of UL LLC.

Marker	Frequency (GHz)	Meter Reading (dBm)	Det	86408 (dB/m)	Gain/Loss (dB)	CF (dB)	Gain/Loss (dB)	Corrected Reading dBm	-45dBm	Margin (dB)	Azimuth (Degs)	Height (cm)	Polarity
4	2.1448	-71.25	RMS	32	-22.5	11.8	1.6	-48.35	-45	-3.35	4	102	V
1	2.14659	-79.45	RMS	32	-22.5	11.8	1.7	-56.45	-45	-11.45	351	318	H
2	3.75875	-76.58	Pk	33.2	-21.6	11.8	.5	-52.68	-45	-7.68	0-360	300	H
5	4.42131	-87.37	RMS	33.7	-20.5	11.8	.4	-61.97	-45	-16.97	112	334	V
3	5.69125	-75.52	Pk	34.6	-23.1	11.8	.5	-51.72	-45	-6.72	0-360	101	H
6	5.86654	-84.28	RMS	34.9	-22.7	11.8	.5	-59.78	-45	-14.78	243	133	V

Pk - Peak detector

RMS - RMS detection

UL LLC. FORM NO: CCSUP4031B
12 Laboratory Drive, RTP, NC 27606, USA TEL: (919) 549-1400 FAX: (510) 661-0888
This report shall not be reproduced except in full, without the written approval of UL LLC.

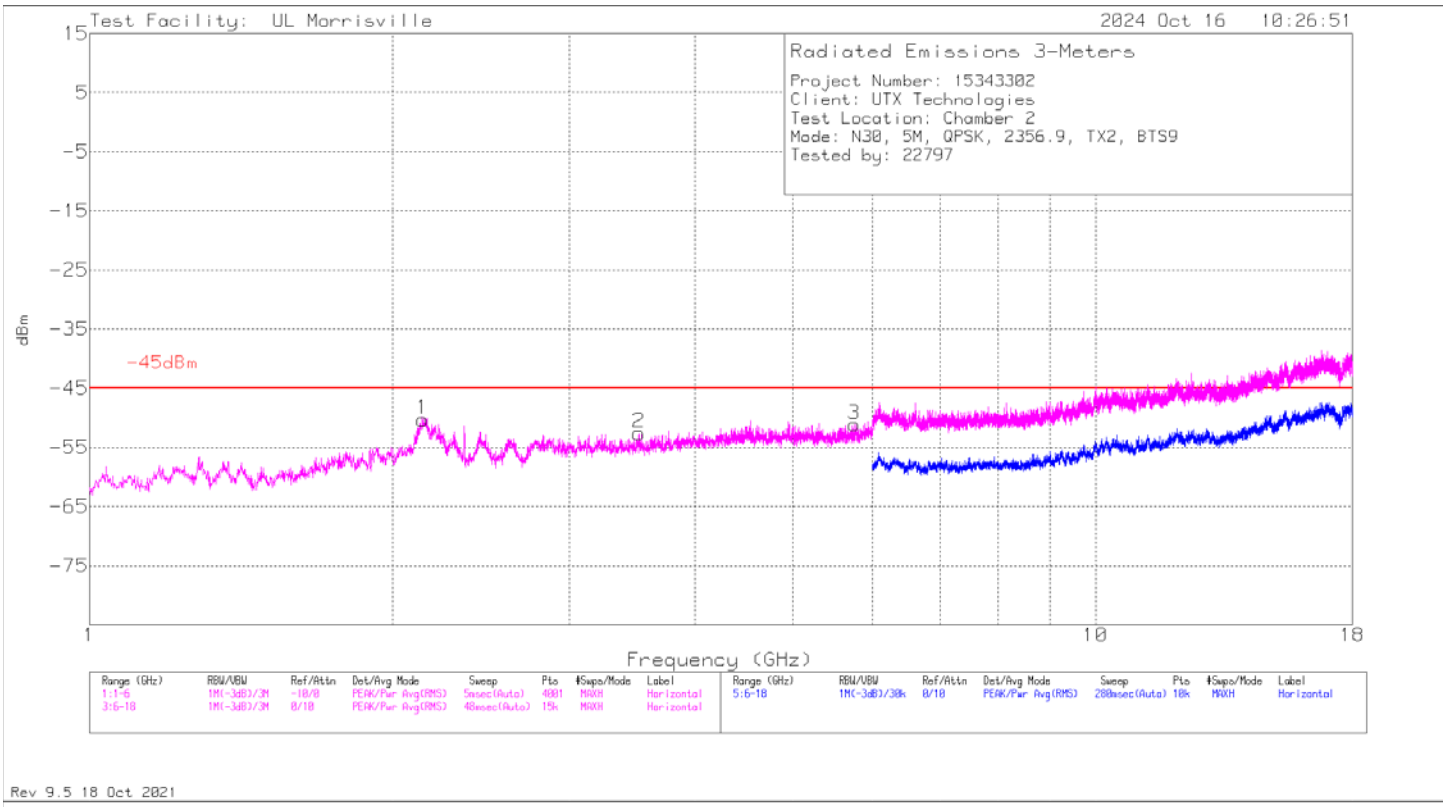

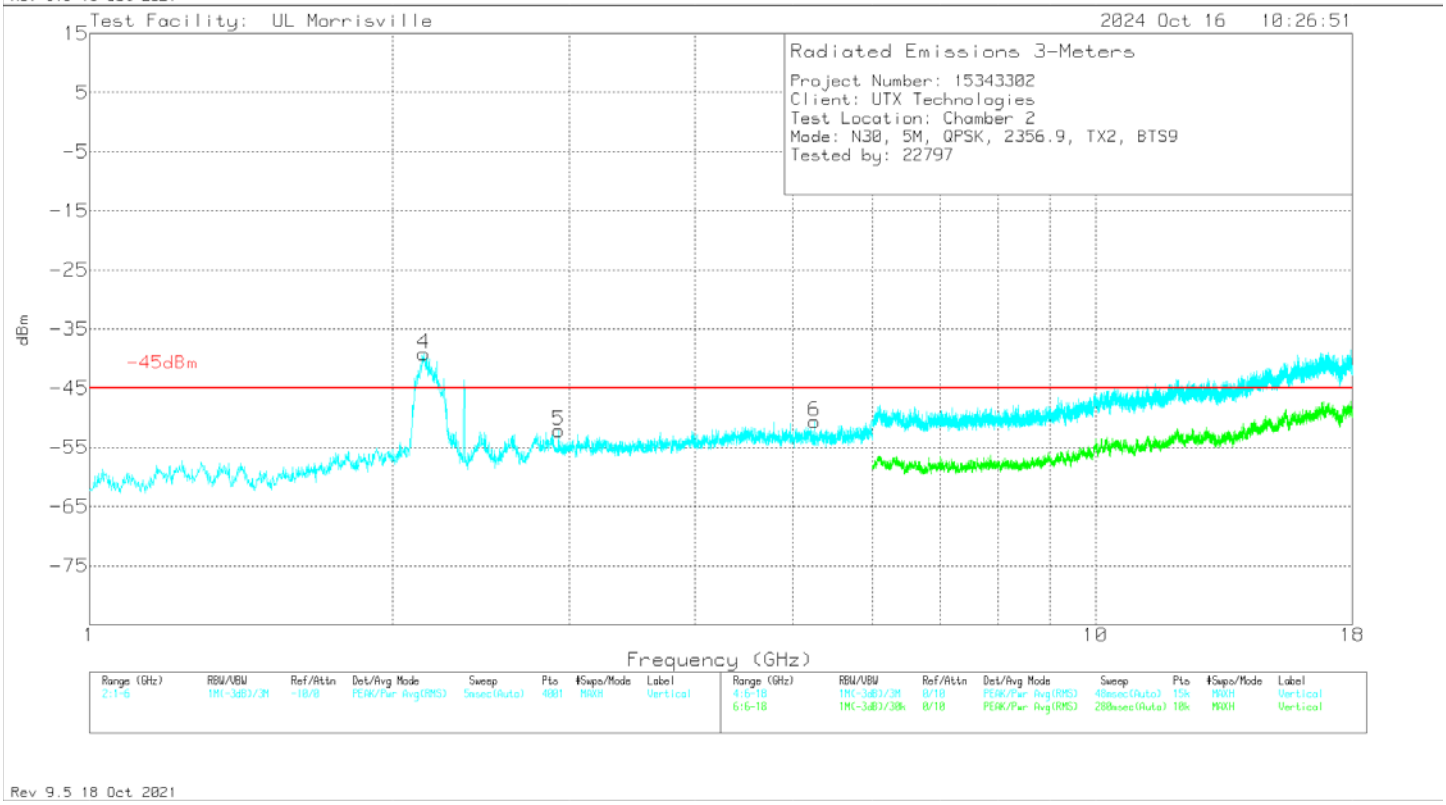

UL LLC.
12 Laboratory Drive, RTP, NC 27606, USA
TEL: (919) 549-1400
FORM NO: CCSUP4031B
FAX: (510) 661-0888
This report shall not be reproduced except in full, without the written approval of UL LLC.

Marker	Frequency (GHz)	Meter Reading (dBm)	Det	86408 (dB/m)	Gain/Loss (dB)	CF (dB)	Gain/Loss (dB)	Corrected Reading dBm	-45dBm	Margin (dB)	Azimuth (Degs)	Height (cm)	Polarity
1	2.16339	-81.34	RMS	32	-22.9	11.8	1.9	-58.54	-45	-13.54	348	203	H
4	2.14611	-72.62	RMS	32	-22.5	11.8	1.7	-49.62	-45	-4.62	4	271	V
5	2.92625	-72.05	Pk	32.7	-25.7	11.8	1.1	-52.15	-45	-7.15	0-360	200	V
2	3.51625	-76.28	Pk	32.7	-21.5	11.8	.7	-52.58	-45	-7.58	0-360	101	H
6	5.34164	-84.38	RMS	34.4	-22.6	11.8	.6	-60.18	-45	-15.18	102	101	V
3	5.75625	-74.94	Pk	34.7	-23.1	11.8	.4	-51.14	-45	-6.14	0-360	200	H

Pk - Peak detector

RMS - RMS detection

UL LLC. FORM NO: CCSUP4031B
12 Laboratory Drive, RTP, NC 27606, USA TEL: (919) 549-1400 FAX: (510) 661-0888
This report shall not be reproduced except in full, without the written approval of UL LLC.

TX Port 3

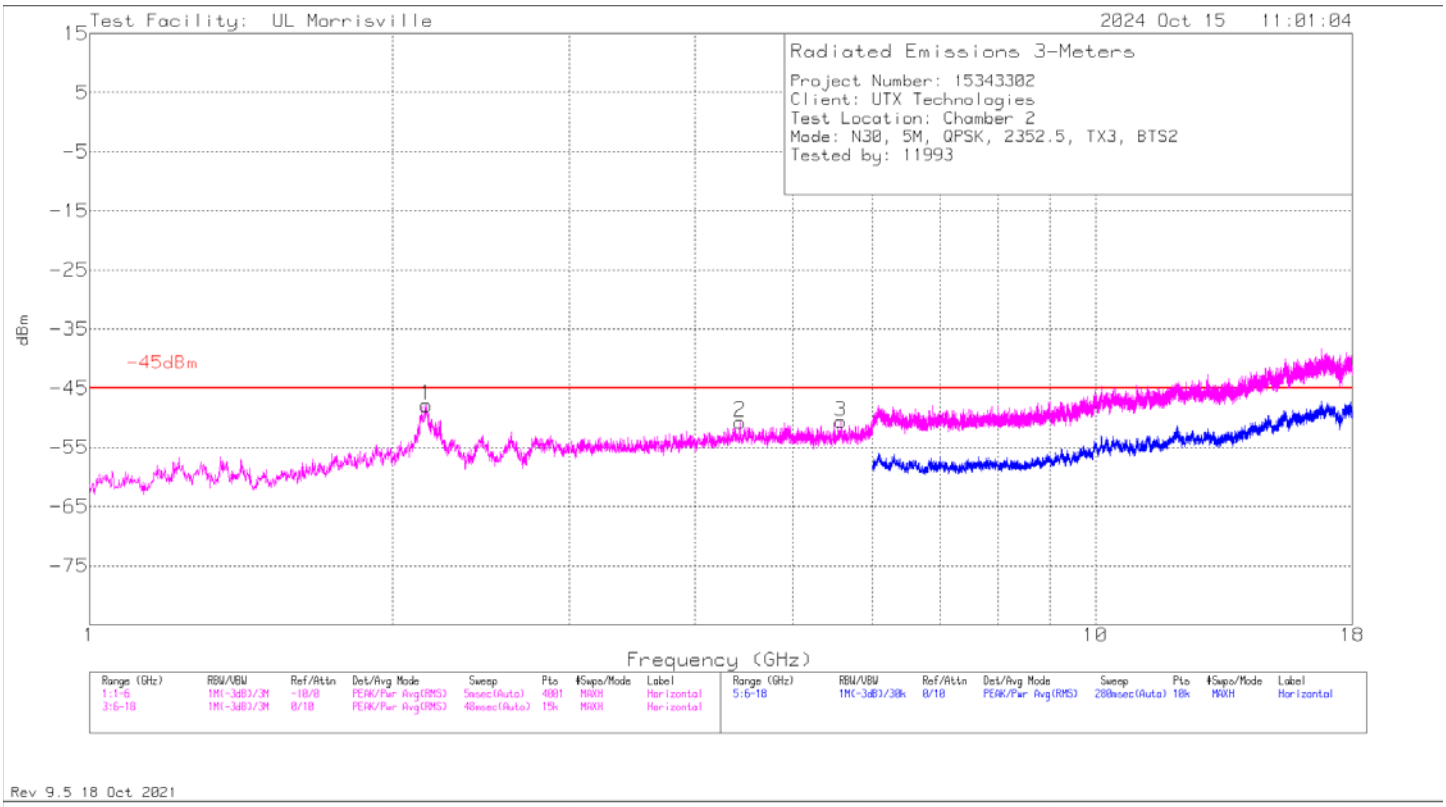

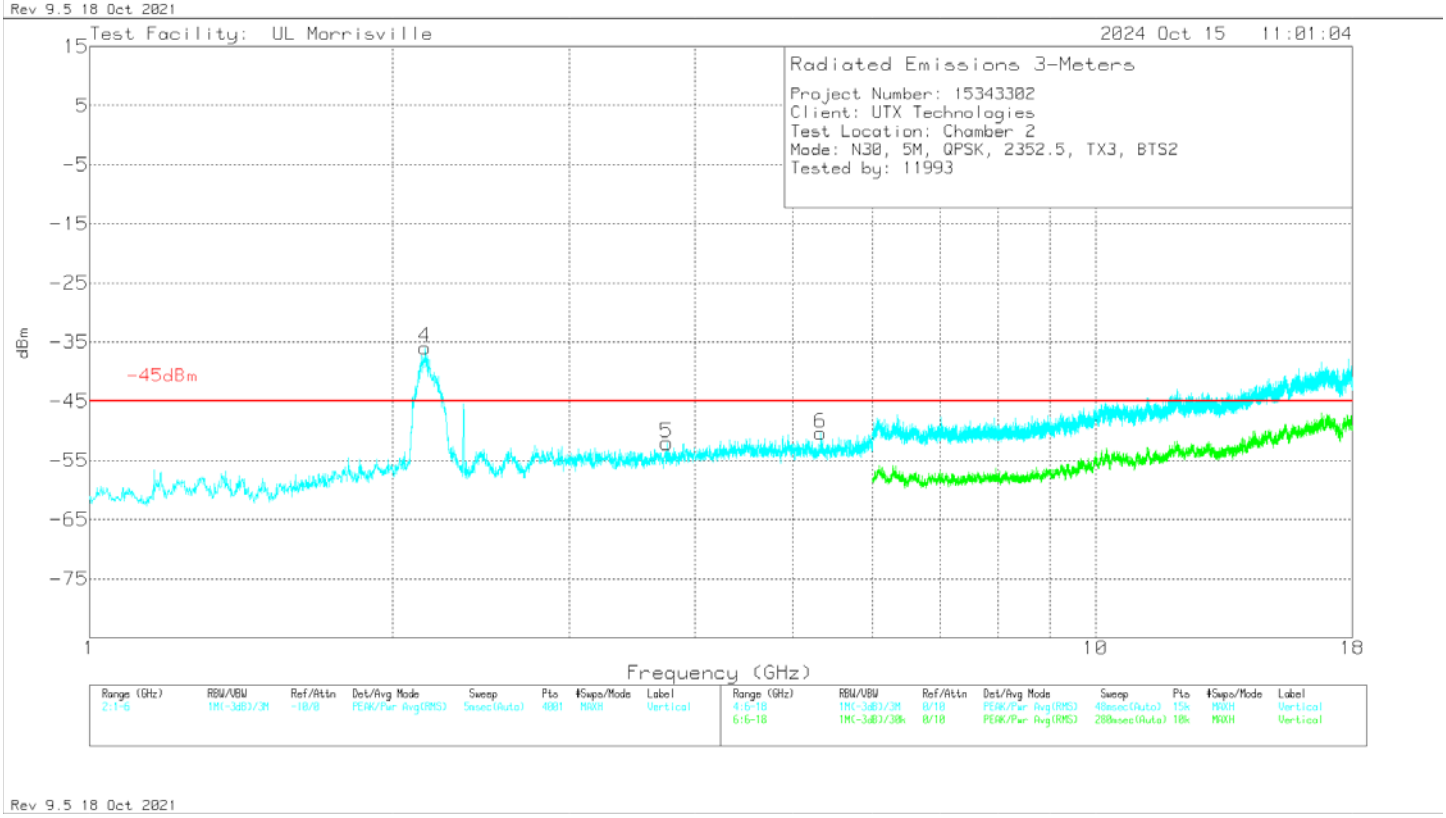

UL LLC.
12 Laboratory Drive, RTP, NC 27606, USA TEL: (919) 549-1400 FAX: (510) 661-0888
FORM NO: CCSUP4031B
This report shall not be reproduced except in full, without the written approval of UL LLC.

Marker	Frequency (GHz)	Meter Reading (dBm)	Det	86408 (dB/m)	Gain/Loss (dB)	CF (dB)	Gain/Loss (dB)	Corrected Reading dBm	-45dBm	Margin (dB)	Azimuth (Degs)	Height (cm)	Polarity
4	2.1481	-73.35	RMS	32	-22.4	11.8	1.7	-50.25	-45	-5.25	0	253	V
1	2.1542	-77.49	RMS	32	-22.5	11.8	1.7	-54.49	-45	-9.49	347	330	H
5	3.7475	-75.75	Pk	33.2	-21.8	11.8	.5	-52.05	-45	-7.05	0-360	101	V
2	4.37614	-85.83	RMS	33.7	-20.2	11.8	.6	-59.93	-45	-14.93	273	369	H
6	5.4117	-83.88	RMS	34.4	-23.1	11.8	.4	-60.38	-45	-15.38	75	163	V
3	5.59742	-83.6	RMS	34.6	-23.3	11.8	.4	-60.1	-45	-15.1	260	303	H

Pk - Peak detector

RMS - RMS detection

This report shall not be reproduced except in full, without the written approval of UL LLC.

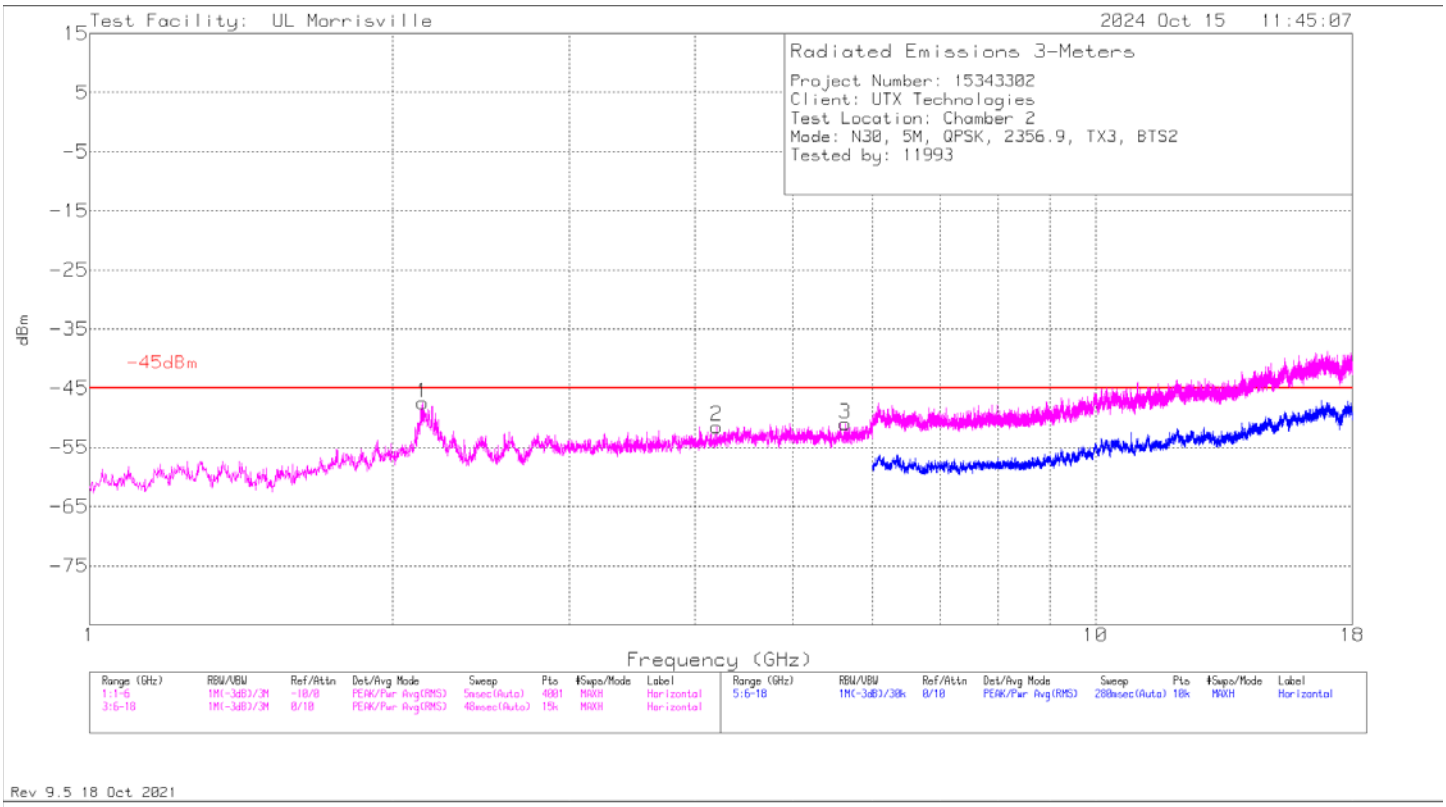

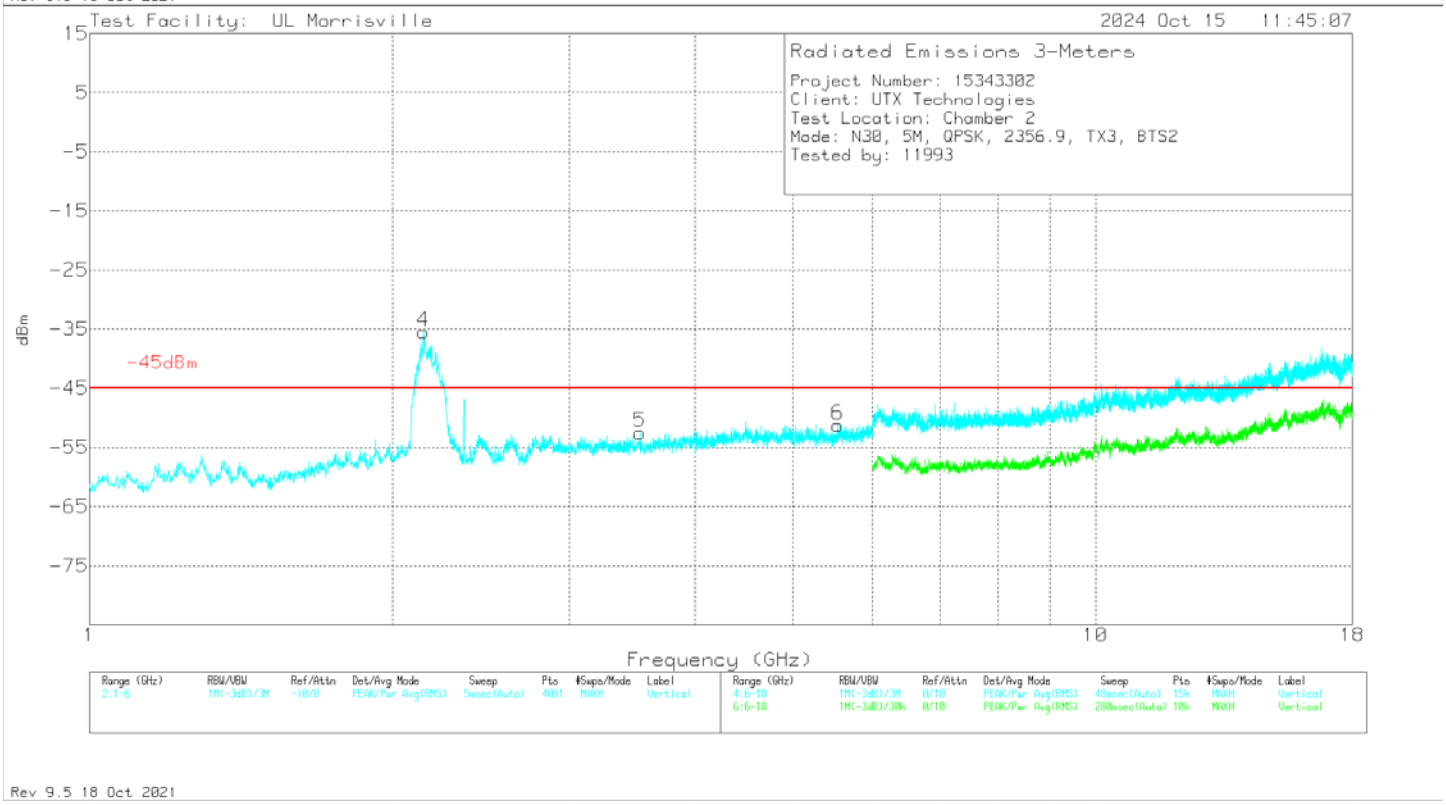

UL LLC.
12 Laboratory Drive, RTP, NC 27606, USA TEL: (919) 549-1400 FAX: (510) 661-0888
FORM NO: CCSUP4031B
This report shall not be reproduced except in full, without the written approval of UL LLC.

Marker	Frequency (GHz)	Meter Reading (dBm)	Det	86408 (dB/m)	Gain/Loss (dB)	CF (dB)	Gain/Loss (dB)	Corrected Reading dBm	-45dBm	Margin (dB)	Azimuth (Degs)	Height (cm)	Polarity
1	2.15369	-82.03	RMS	32	-22.4	11.8	1.7	-58.93	-45	-13.93	336	147	H
4	2.15369	-68.21	RMS	32	-22.4	11.8	1.7	-45.11	-45	-.11	1	110	V
5	3.52625	-75.96	Pk	32.8	-21.7	11.8	.6	-52.46	-45	-7.46	0-360	299	V
2	4.2	-76.95	Pk	33.4	-20.2	11.8	.5	-51.45	-45	-6.45	0-360	299	H
6	5.54625	-75.1	Pk	34.6	-23	11.8	.5	-51.2	-45	-6.2	0-360	299	V
3	5.58855	-85.01	RMS	34.6	-23	11.8	.5	-61.11	-45	-16.11	192	258	H

Pk - Peak detector

RMS - RMS detection

UL LLC. FORM NO: CCSUP4031B
12 Laboratory Drive, RTP, NC 27606, USA TEL: (919) 549-1400 FAX: (510) 661-0888
This report shall not be reproduced except in full, without the written approval of UL LLC.

10.1.2. LTE BAND 70 & 5G NR N70

LIMITS

FCC: §27.53 (h)
The minimum permissible attenuation level of any spurious emissions is 70 + 10 log (P) dB where transmitting power (P) in Watts.

Note: Due to proximity of the emission limit to the noise floor, A Reduced Video Bandwidth range was run at >6GHz to confirm no emissions were visible.

RESULTS

This report shall not be reproduced except in full, without the written approval of UL LLC.

LTE Band 70

Tx Port 1

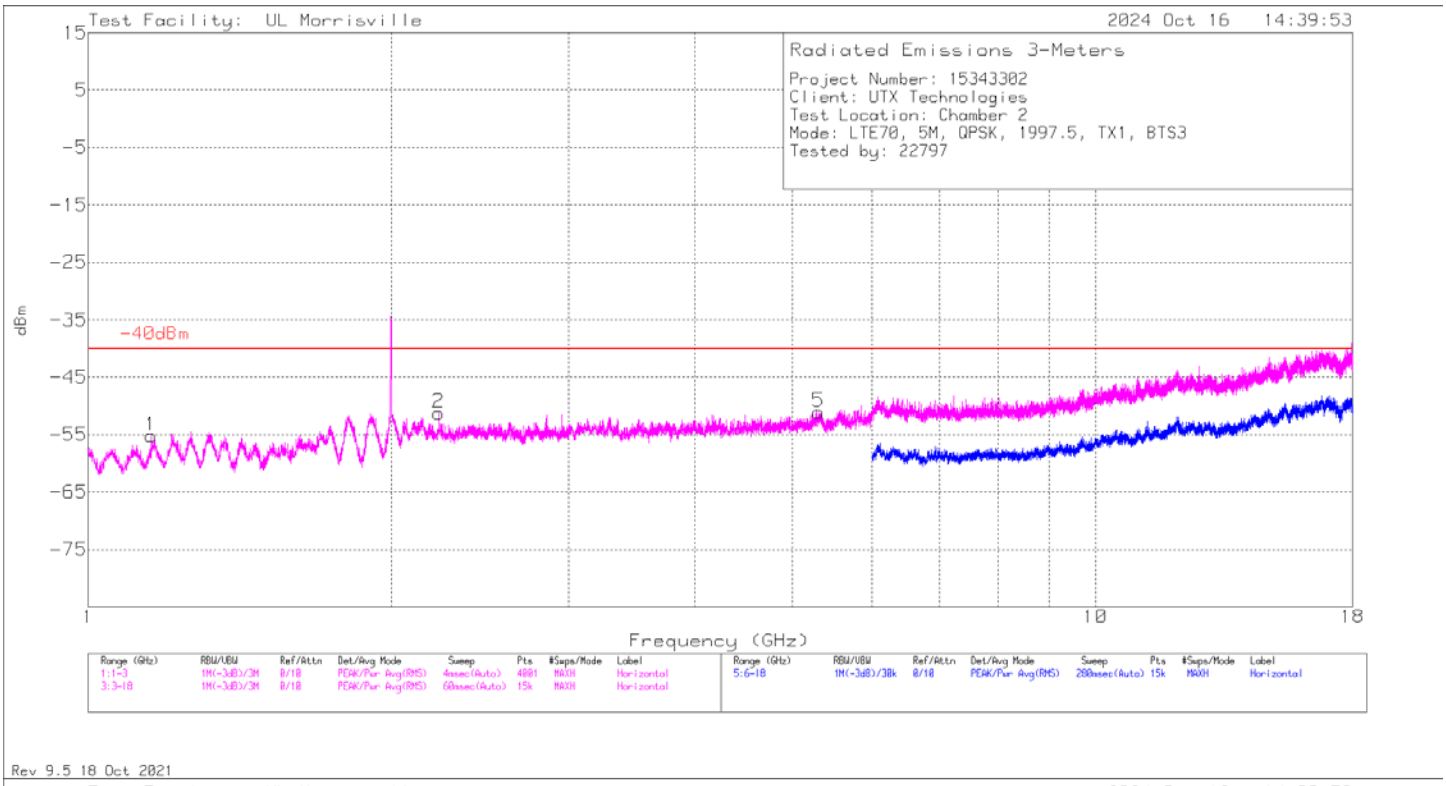

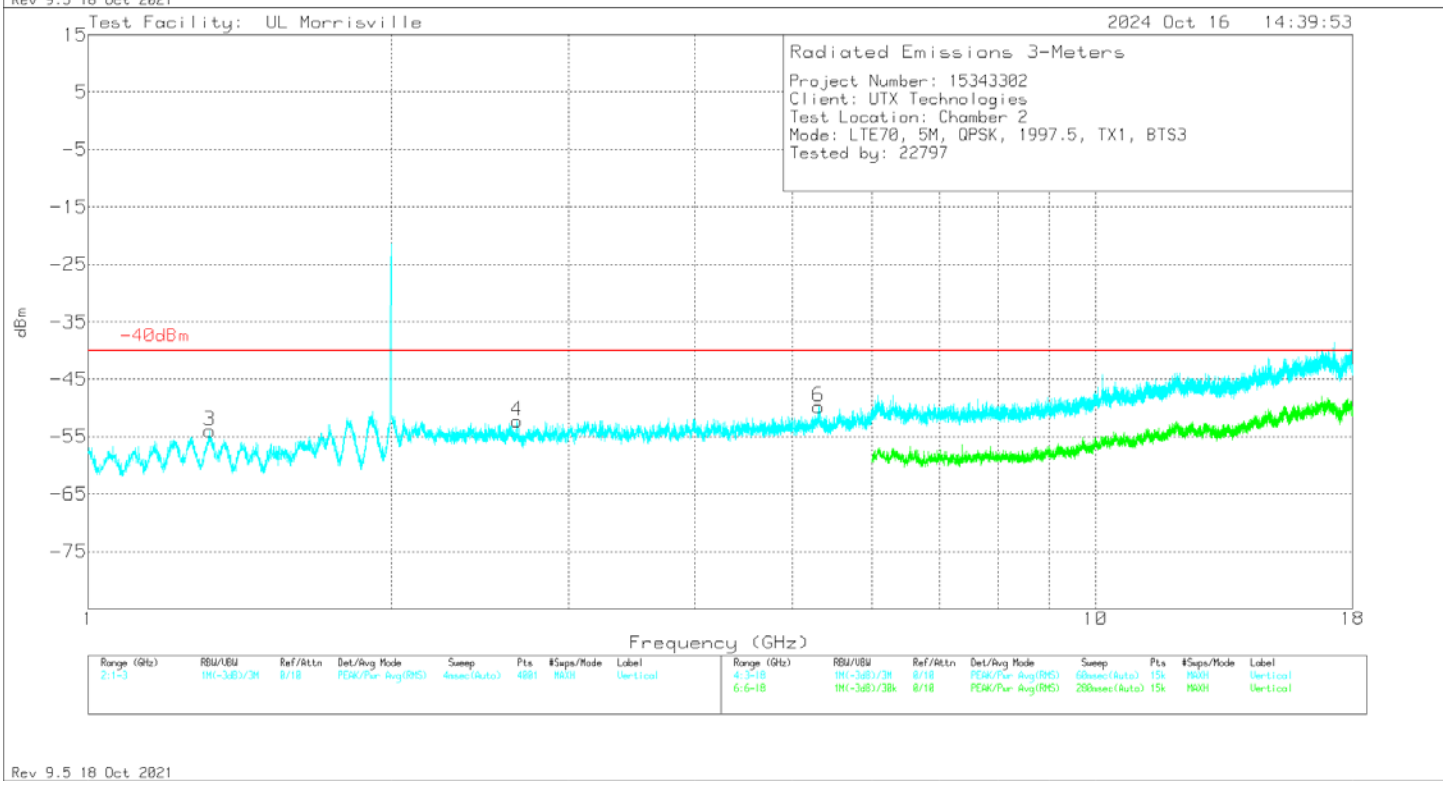

UL LLC.
12 Laboratory Drive, RTP, NC 27606, USA TEL: (919) 549-1400 FAX: (510) 661-0888
FORM NO: CCSUP4031B
This report shall not be reproduced except in full, without the written approval of UL LLC.

Marker	Frequency (GHz)	Meter Reading (dBm)	Det	86408 (dB/m)	Gain/Loss (dB)	CF (dB)	Filter (dB)	Corrected Reading dBm	-40dBm	Margin (dB)	Azimuth (Degs)	Height (cm)	Polarity
1	1.1555	-47.42	Pk	28.2	-48.1	11.8	.3	-55.22	-40	-15.22	0-360	200	H
3	1.32	-47.79	Pk	29.3	-47.8	11.8	.5	-53.99	-40	-13.99	0-360	200	V
2	2.228	-48.04	Pk	32	-47.9	11.8	.9	-51.24	-40	-11.24	0-360	101	H
4	2.666	-51.01	Pk	32.3	-45.9	11.8	.5	-52.31	-40	-12.31	0-360	101	V
5	5.309	-54.39	Pk	34.3	-42.8	11.8	0	-51.09	-40	-11.09	0-360	100	H
6	5.315	-53.17	Pk	34.3	-42.7	11.8	0	-49.77	-40	-9.77	0-360	101	V

Pk - Peak detector

This report shall not be reproduced except in full, without the written approval of UL LLC.

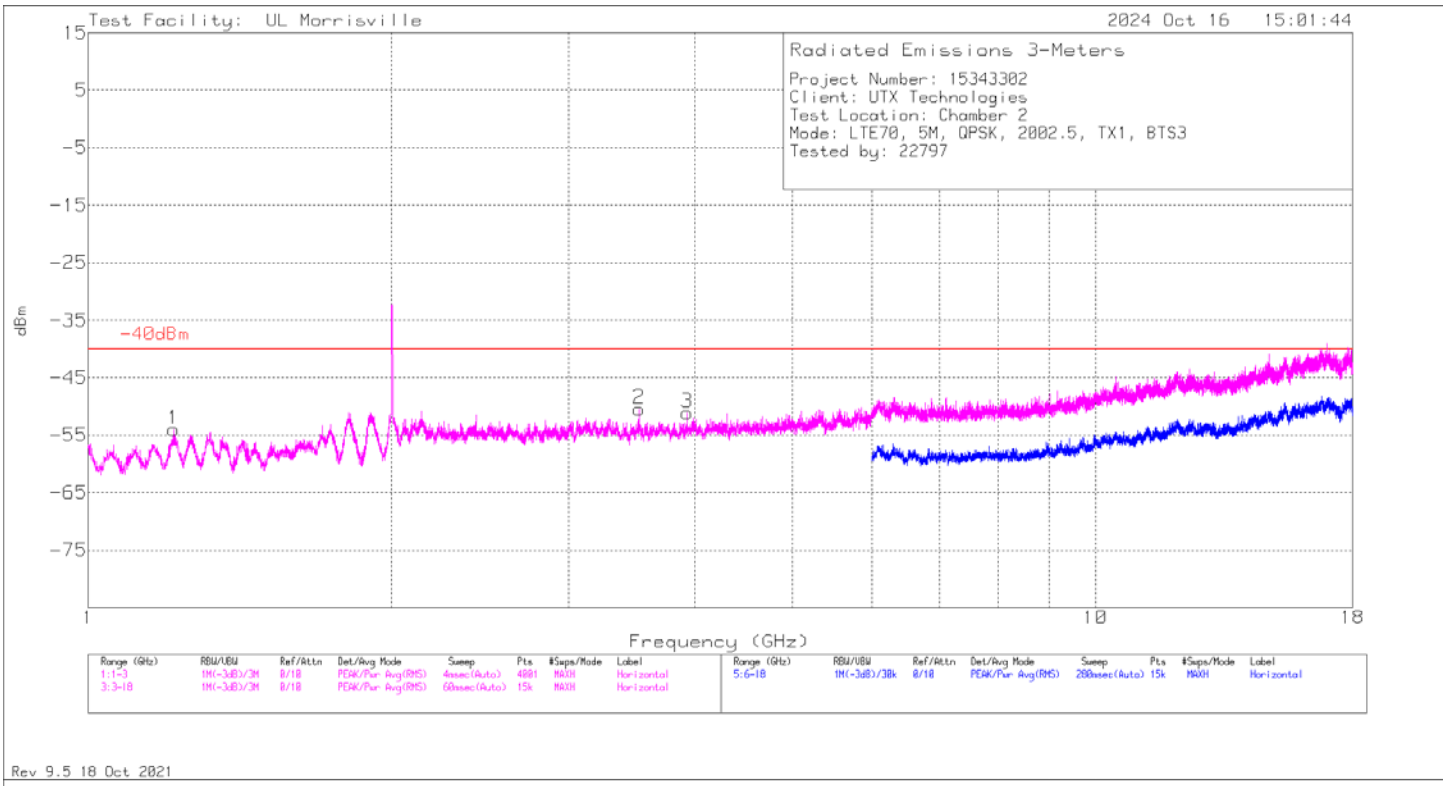

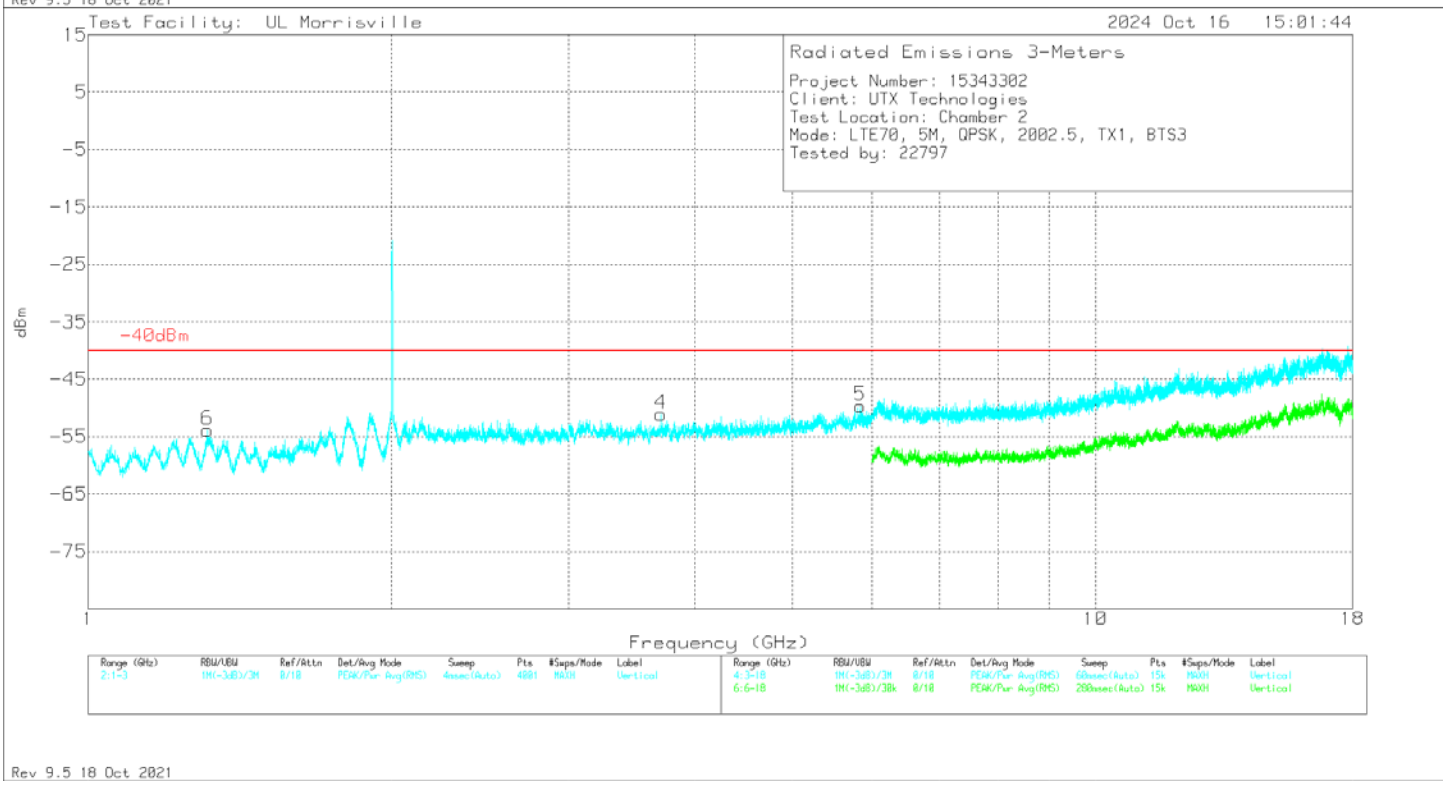

This report shall not be reproduced except in full, without the written approval of UL LLC.

Marker	Frequency (GHz)	Meter Reading (dBm)	Det	86408 (dB/m)	Gain/Loss (dB)	CF (dB)	Filter (dB)	Corrected Reading dBm	-40dBm	Margin (dB)	Azimuth (Degs)	Height (cm)	Polarity
1	1.2165	-47.44	Pk	28.9	-47.7	11.8	.4	-54.04	-40	-14.04	0-360	300	H
6	1.314	-47.8	Pk	29.3	-47.7	11.8	.5	-53.9	-40	-13.9	0-360	200	V
2	3.524	-50.96	Pk	32.7	-44	11.8	0	-50.46	-40	-10.46	0-360	299	H
4	3.702	-51.42	Pk	33.1	-44.6	11.8	0	-51.12	-40	-11.12	0-360	299	V
3	3.934	-51.39	Pk	33.4	-44.9	11.8	0	-51.09	-40	-11.09	0-360	199	H
5	5.842	-54.15	Pk	34.9	-42.2	11.8	0	-49.65	-40	-9.65	0-360	101	V

Pk - Peak detector

UL LLC. FORM NO: CCSUP4031B
12 Laboratory Drive, RTP, NC 27606, USA TEL: (919) 549-1400 FAX: (510) 661-0888
This report shall not be reproduced except in full, without the written approval of UL LLC.

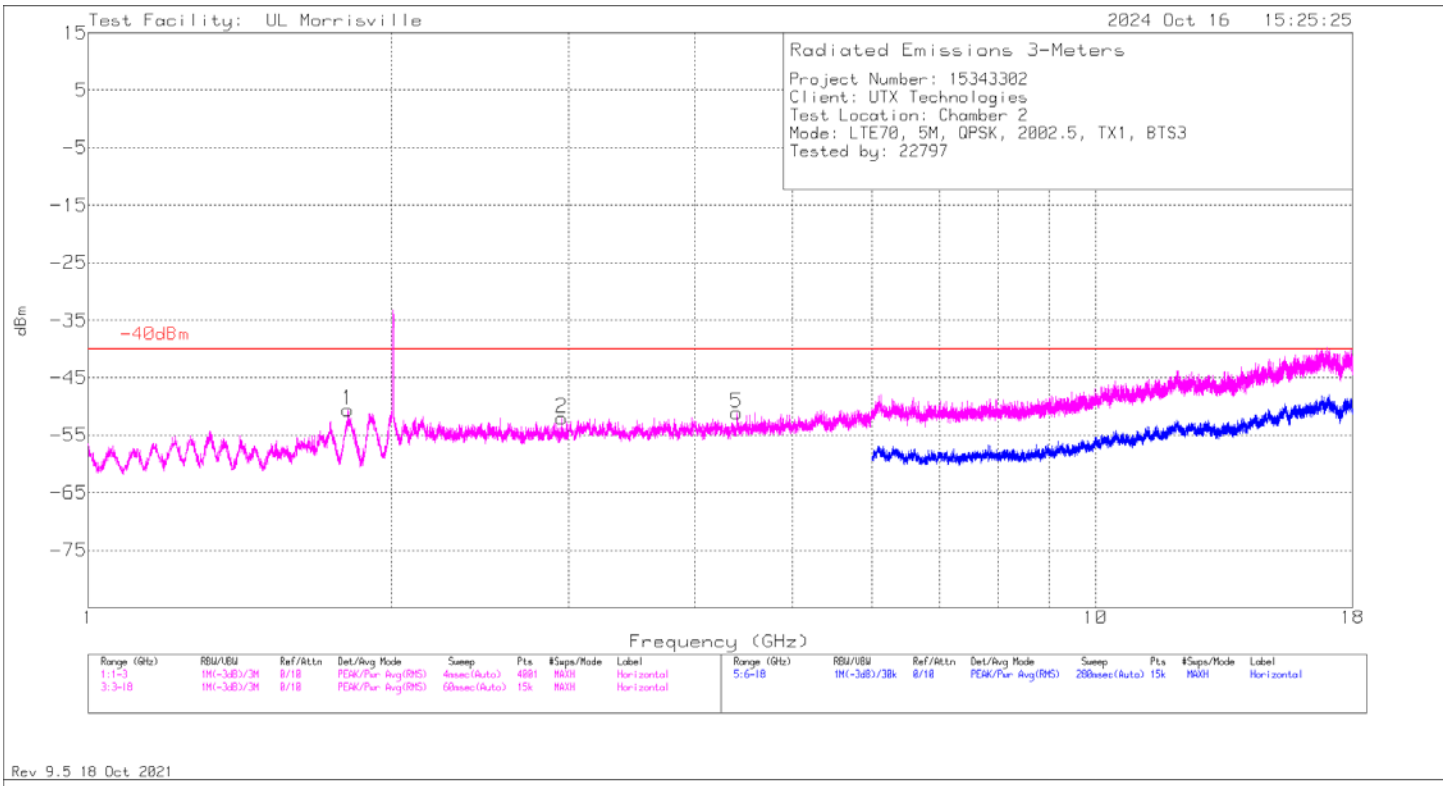

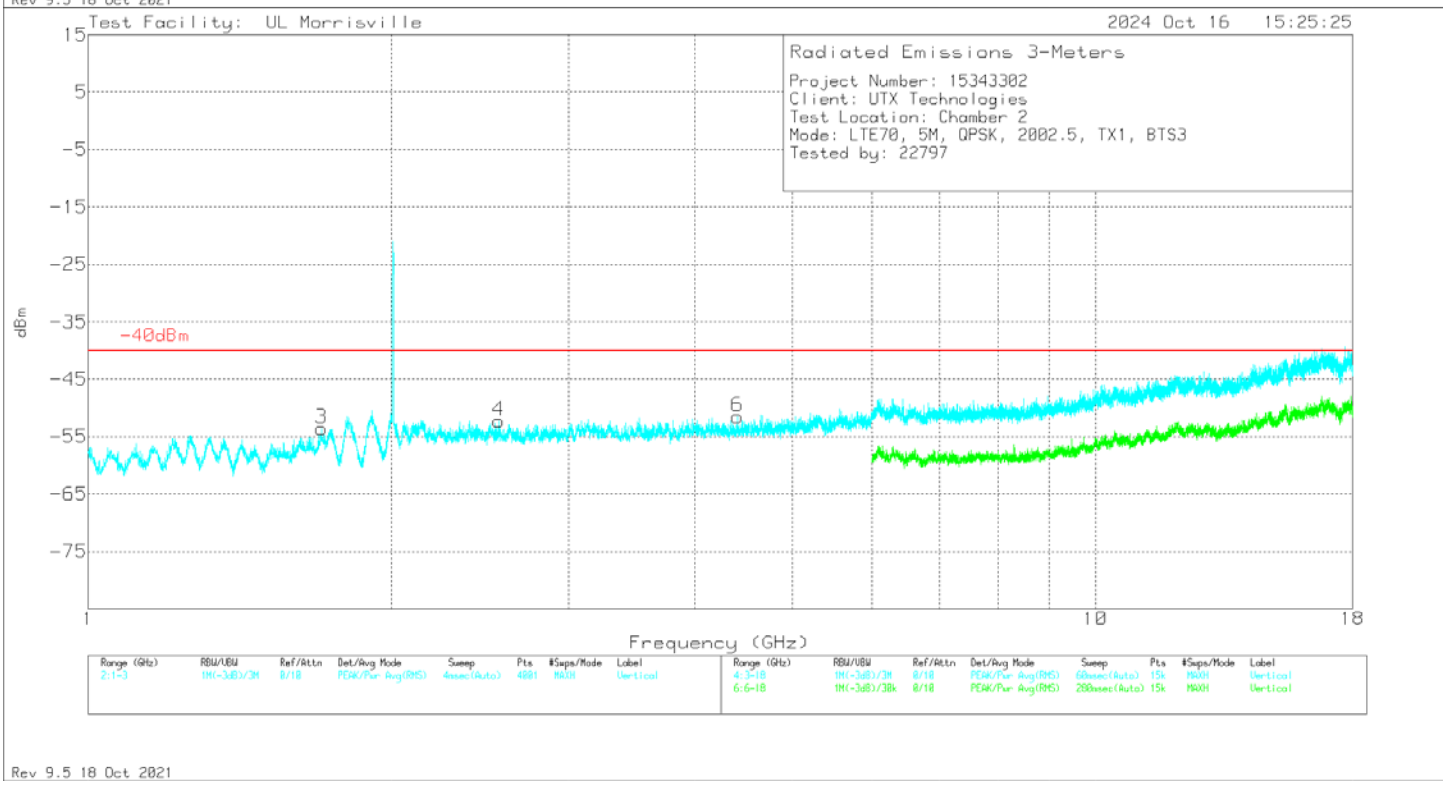

Note: Typo in Mode description block above. EUT was set to 2007.5MHz.

UL LLC.
12 Laboratory Drive, RTP, NC 27606, USA
TEL: (919) 549-1400
FORM NO: CCSUP4031B
FAX: (510) 661-0888
This report shall not be reproduced except in full, without the written approval of UL LLC.

Marker	Frequency (GHz)	Meter Reading (dBm)	Det	86408 (dB/m)	Gain/Loss (dB)	CF (dB)	Filter (dB)	Corrected Reading dBm	-40dBm	Margin (dB)	Azimuth (Degs)	Height (cm)	Polarity
3	1.704	-48.57	Pk	29.5	-47.8	11.8	1.5	-53.57	-40	-13.57	0-360	101	V
1	1.8095	-46.5	Pk	30.5	-47.9	11.8	1.5	-50.6	-40	-10.6	0-360	199	H
4	2.558	-50.83	Pk	32.5	-46.4	11.8	.6	-52.33	-40	-12.33	0-360	101	V
2	2.9505	-52	Pk	32.7	-44.9	11.8	.4	-52	-40	-12	0-360	199	H
5	4.404	-51.88	Pk	33.7	-44.7	11.8	0	-51.08	-40	-11.08	0-360	101	H
6	4.41	-52.74	Pk	33.7	-44.2	11.8	0	-51.44	-40	-11.44	0-360	101	V

Pk - Peak detector

This report shall not be reproduced except in full, without the written approval of UL LLC.

Tx Port 2

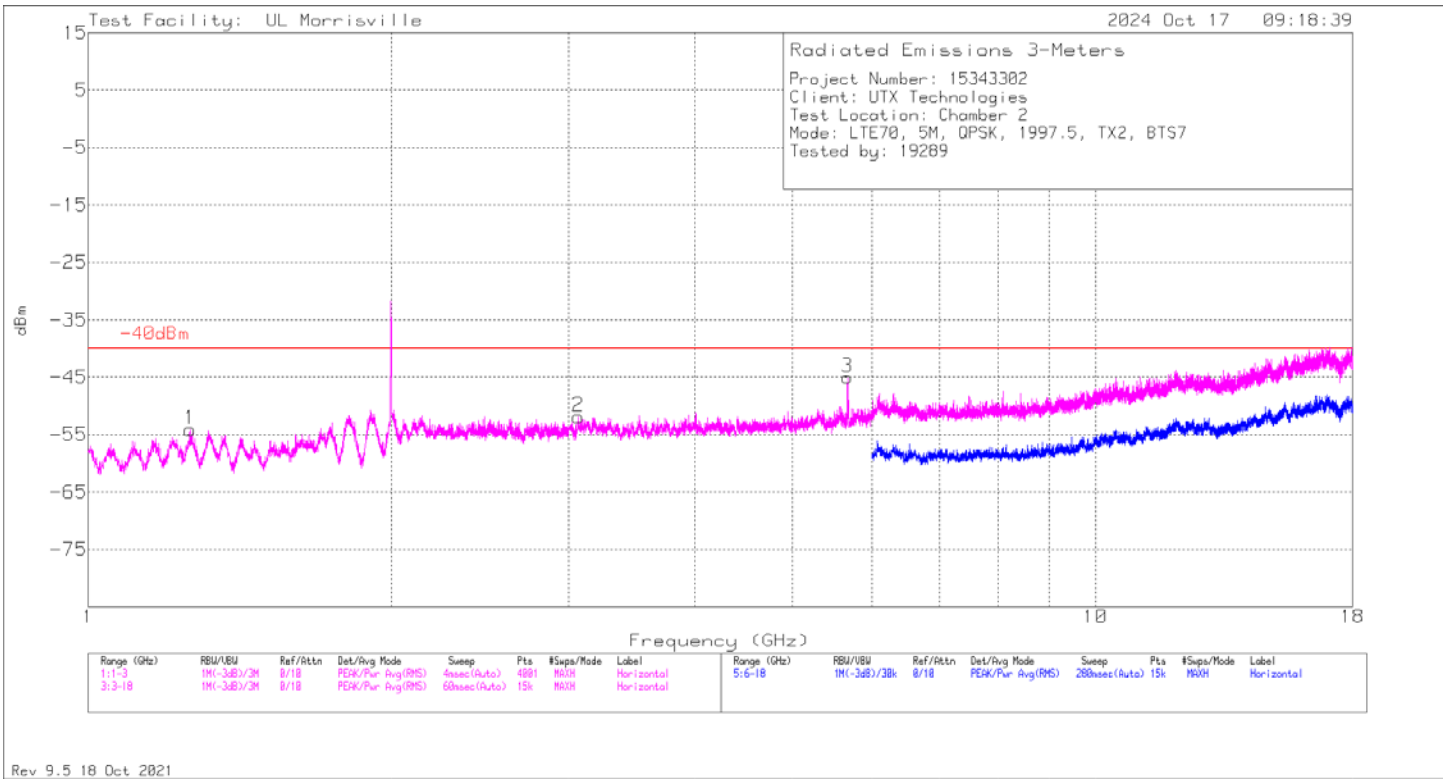

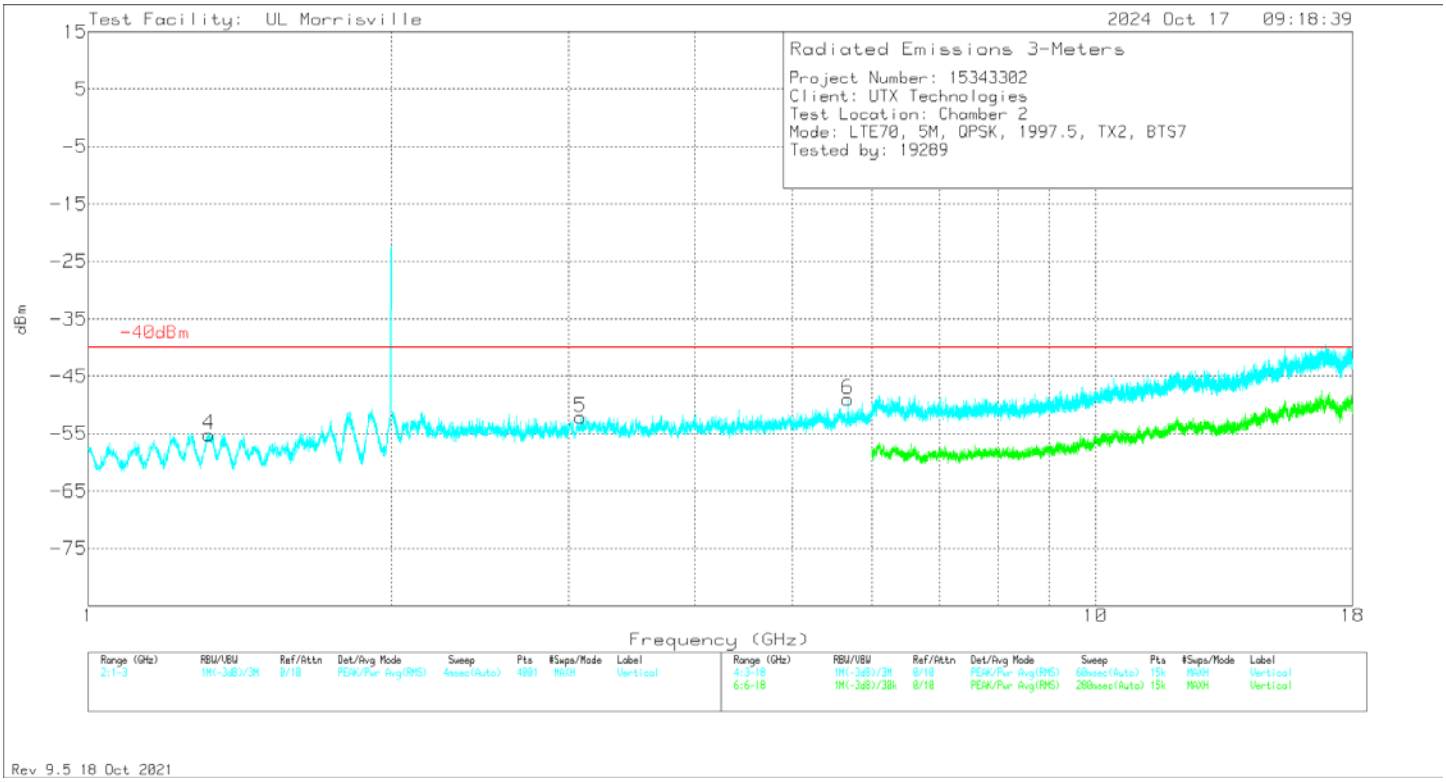

This report shall not be reproduced except in full, without the written approval of UL LLC.

Marker	Frequency (GHz)	Meter Reading (dBm)	Det	86408 (dB/m)	Gain/Loss (dB)	CF (dB)	Filter (dB)	Corrected Reading dBm	-40dBm	Margin (dB)	Azimuth (Degs)	Height (cm)	Polarity
1	1.2615	-47.97	Pk	29.3	-47.7	11.8	.5	-54.07	-40	-14.07	0-360	200	H
4	1.318	-49.04	Pk	29.3	-47.7	11.8	.5	-55.14	-40	-15.14	0-360	200	V
2	3.064	-53.05	Pk	32.9	-43.5	11.8	0	-51.85	-40	-11.85	0-360	200	H
5	3.084	-53.34	Pk	33	-43.6	11.8	0	-52.14	-40	-12.14	0-360	299	V
3	5.67935	-66.96	RMS	34.6	-43	11.8	0	-63.56	-40	-23.56	77	197	H
6	5.675	-52.48	Pk	34.6	-42.9	11.8	0	-48.98	-40	-8.98	0-360	200	V

Pk - Peak detector

RMS - RMS detection

This report shall not be reproduced except in full, without the written approval of UL LLC.

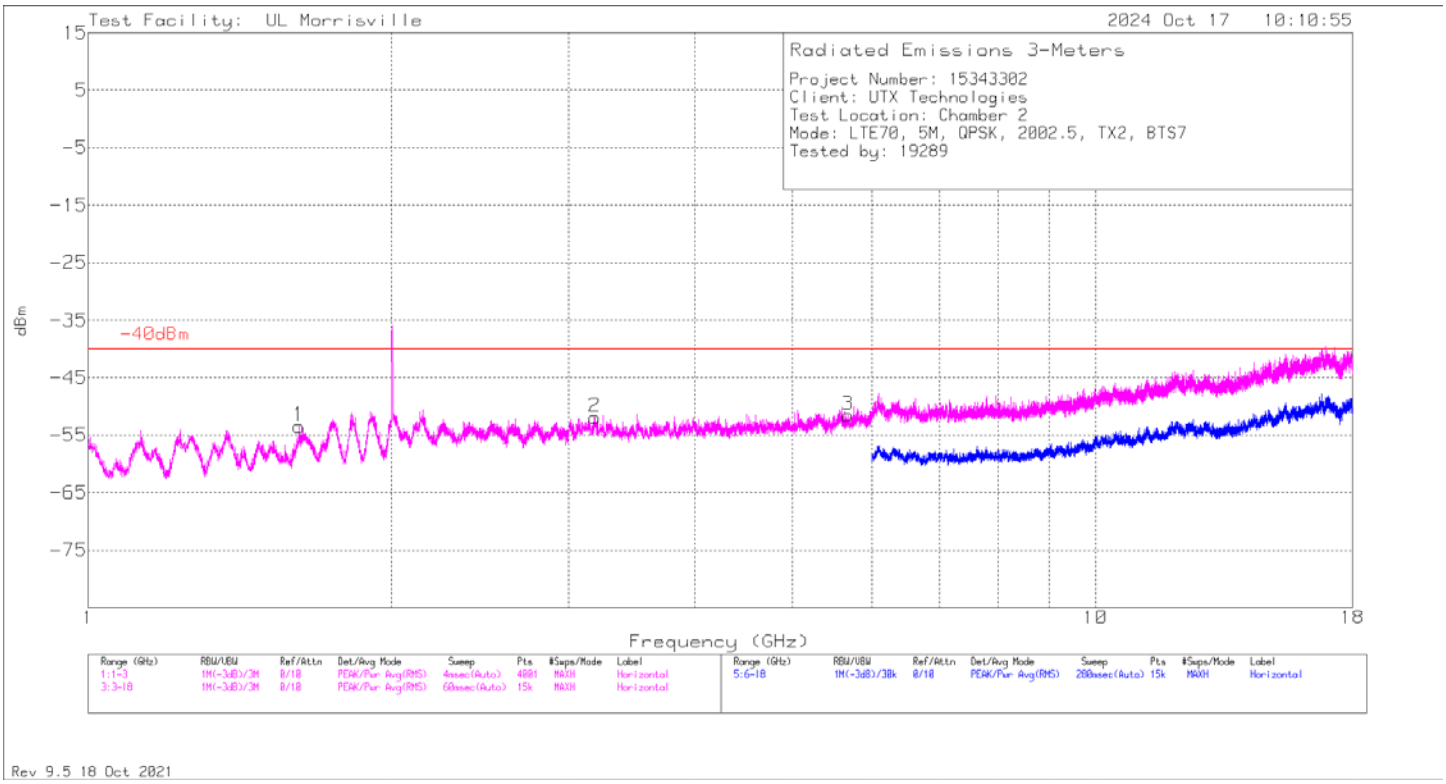

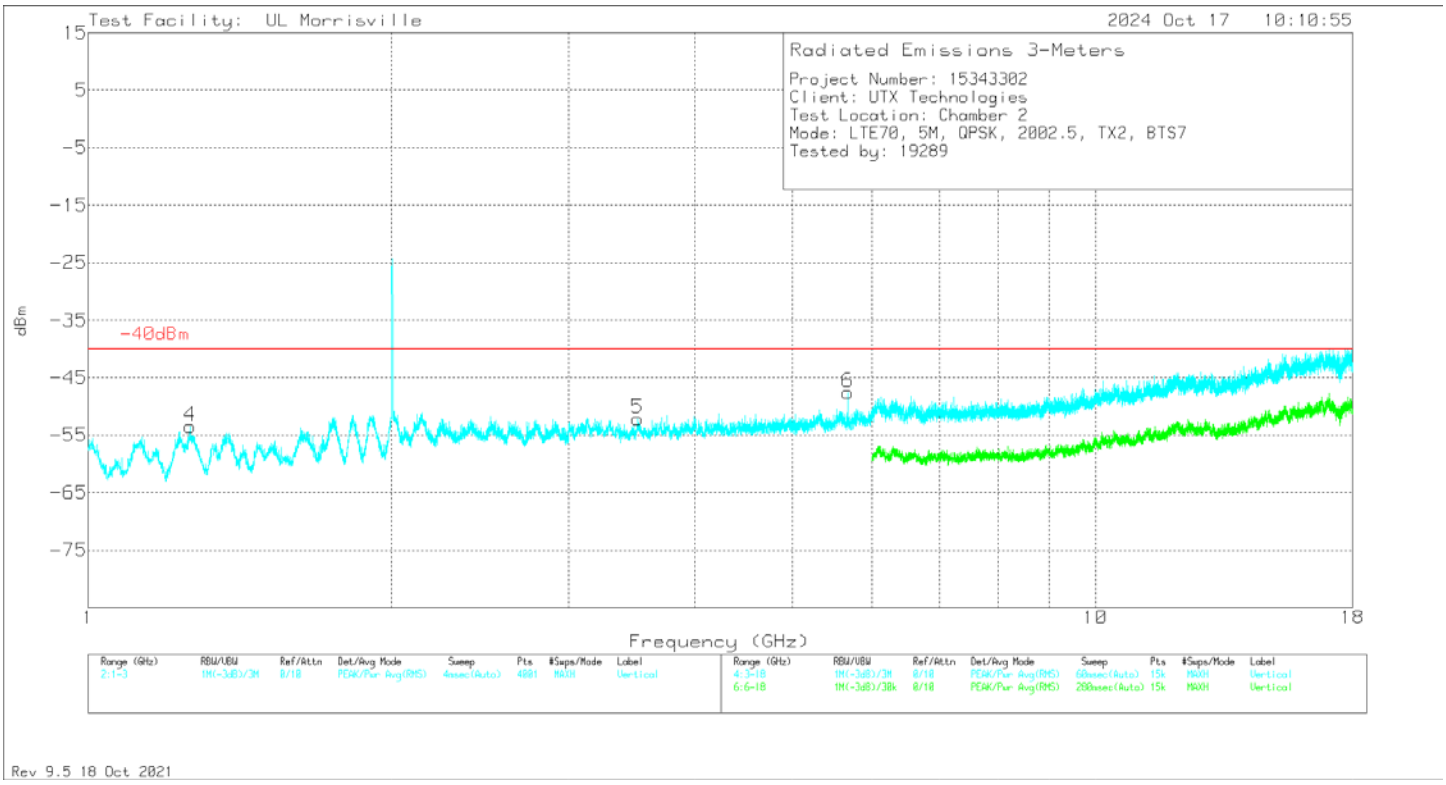

This report shall not be reproduced except in full, without the written approval of UL LLC.

Marker	Frequency (GHz)	Meter Reading (dBm)	Det	86408 (dB/m)	Gain/Loss (dB)	CF (dB)	Filter (dB)	Corrected Reading dBm	-40dBm	Margin (dB)	Azimuth (Degs)	Height (cm)	Polarity
4	1.2615	-47.37	Pk	29.3	-47.7	11.8	.5	-53.47	-40	-13.47	0-360	101	V
1	1.62	-47.26	Pk	28.6	-47.9	11.8	1.3	-53.46	-40	-13.46	0-360	199	H
2	3.184	-53.34	Pk	33.1	-43.5	11.8	0	-51.94	-40	-11.94	0-360	101	H
5	3.51	-52.43	Pk	32.7	-44.2	11.8	0	-52.13	-40	-12.13	0-360	101	V
6	5.676	-51.02	Pk	34.6	-42.9	11.8	0	-47.52	-40	-7.52	0-360	300	V
3	5.682	-54.95	Pk	34.6	-43	11.8	0	-51.55	-40	-11.55	0-360	300	H

Pk - Peak detector

UL LLC. FORM NO: CCSUP4031B
12 Laboratory Drive, RTP, NC 27606, USA TEL: (919) 549-1400 FAX: (510) 661-0888
This report shall not be reproduced except in full, without the written approval of UL LLC.

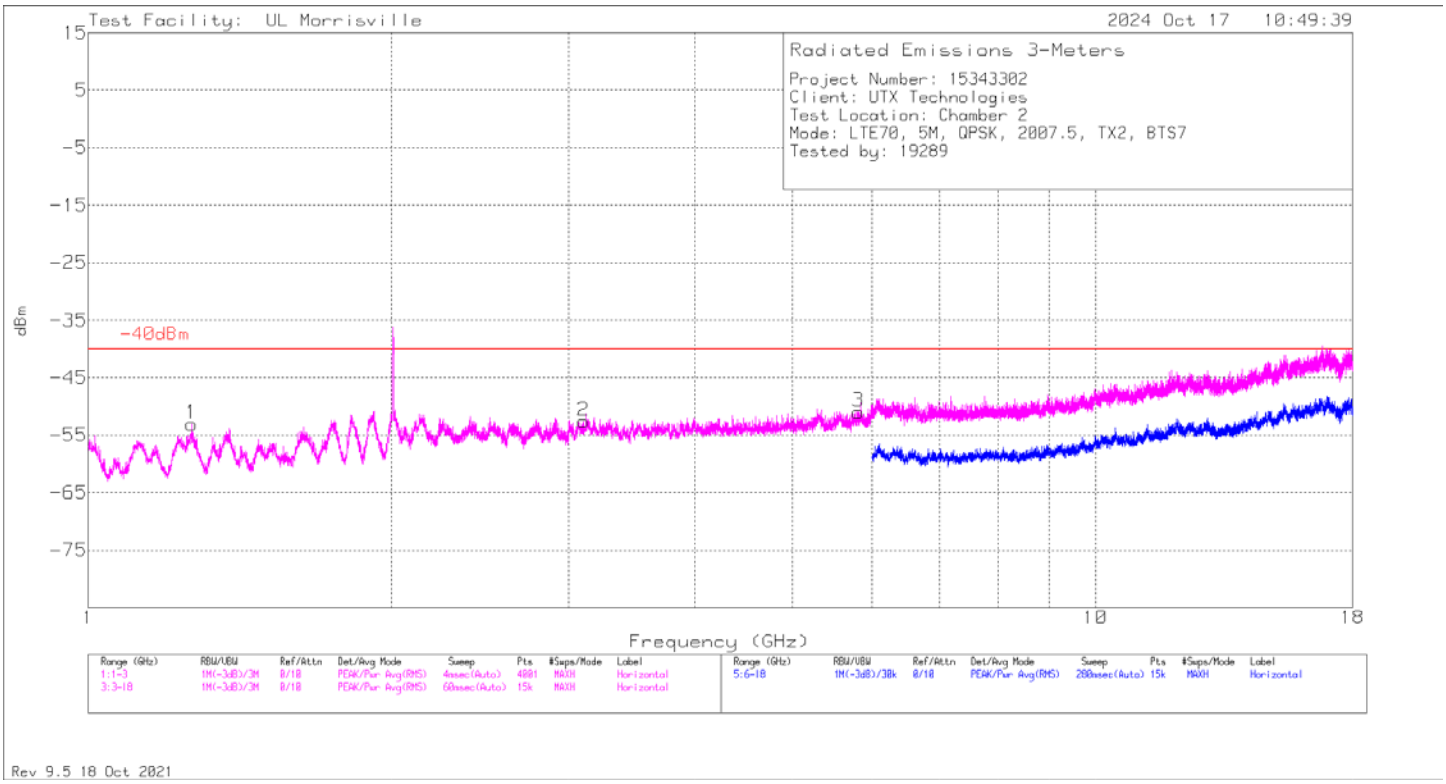

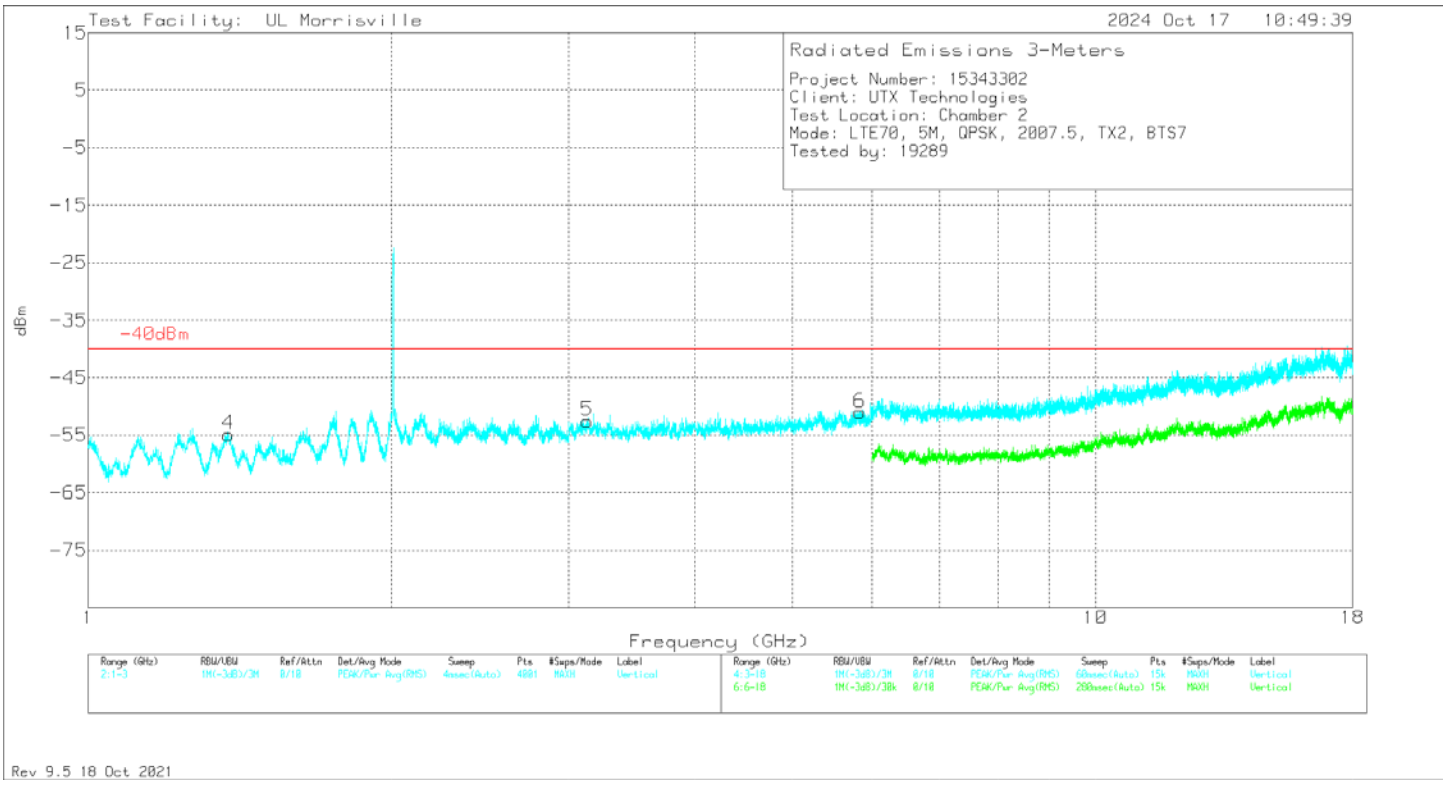

UL LLC.
12 Laboratory Drive, RTP, NC 27606, USA TEL: (919) 549-1400 FAX: (510) 661-0888
FORM NO: CCSUP4031B
This report shall not be reproduced except in full, without the written approval of UL LLC.

Marker	Frequency (GHz)	Meter Reading (dBm)	Det	86408 (dB/m)	Gain/Loss (dB)	CF (dB)	Filter (dB)	Corrected Reading dBm	-40dBm	Margin (dB)	Azimuth (Degs)	Height (cm)	Polarity
1	1.2675	-46.9	Pk	29.3	-47.8	11.8	.5	-53.1	-40	-13.1	0-360	300	H
4	1.379	-48.71	Pk	28.8	-47.5	11.8	.7	-54.91	-40	-14.91	0-360	300	V
2	3.101	-53.7	Pk	33	-43.7	11.8	0	-52.6	-40	-12.6	0-360	101	H
5	3.128	-53.76	Pk	33	-43.6	11.8	0	-52.56	-40	-12.56	0-360	299	V
3	5.814	-55.63	Pk	34.8	-41.9	11.8	0	-50.93	-40	-10.93	0-360	101	H
6	5.837	-55.54	Pk	34.9	-42.2	11.8	0	-51.04	-40	-11.04	0-360	299	V

Pk - Peak detector

UL LLC. FORM NO: CCSUP4031B
12 Laboratory Drive, RTP, NC 27606, USA TEL: (919) 549-1400 FAX: (510) 661-0888
This report shall not be reproduced except in full, without the written approval of UL LLC.

5G NR N70

Tx Port 1

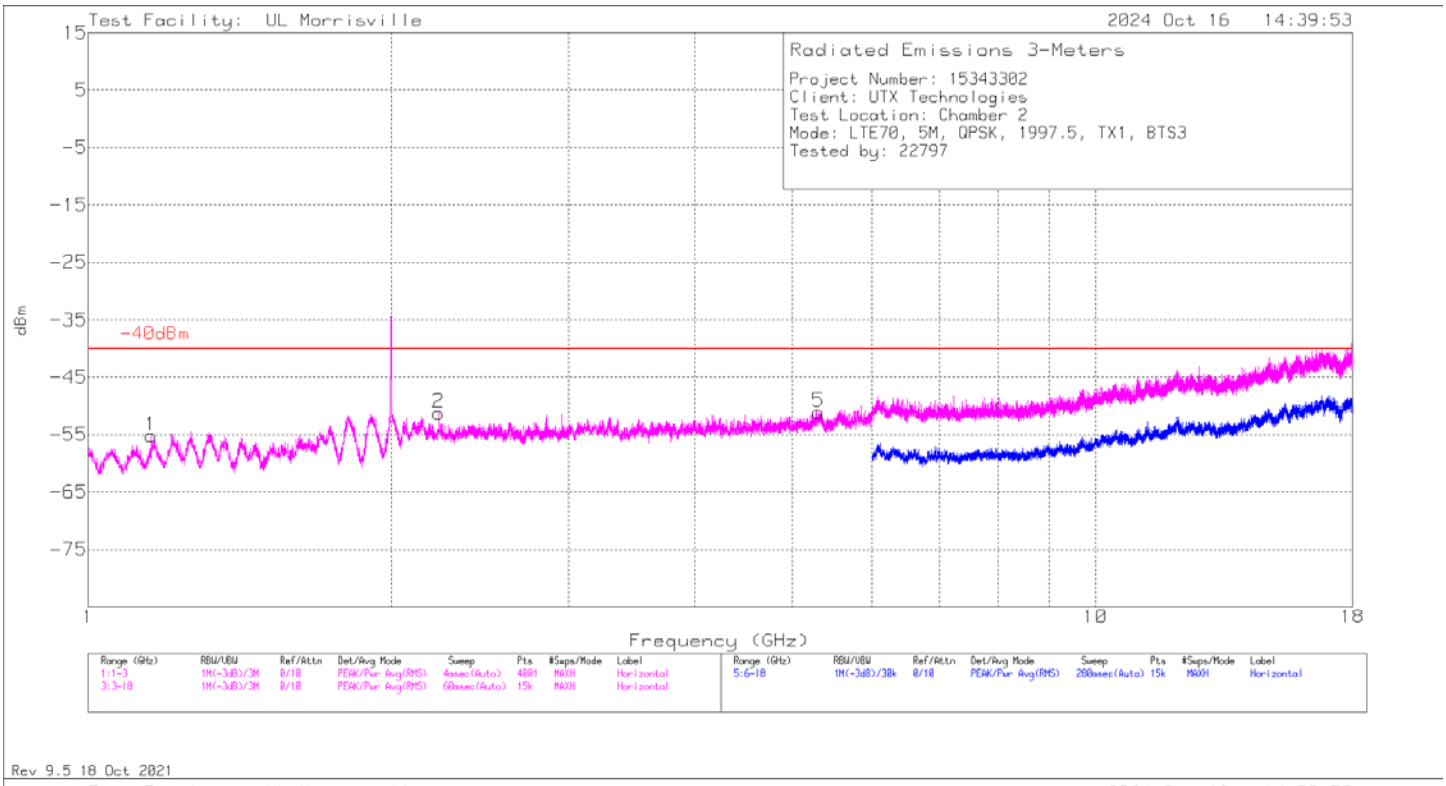

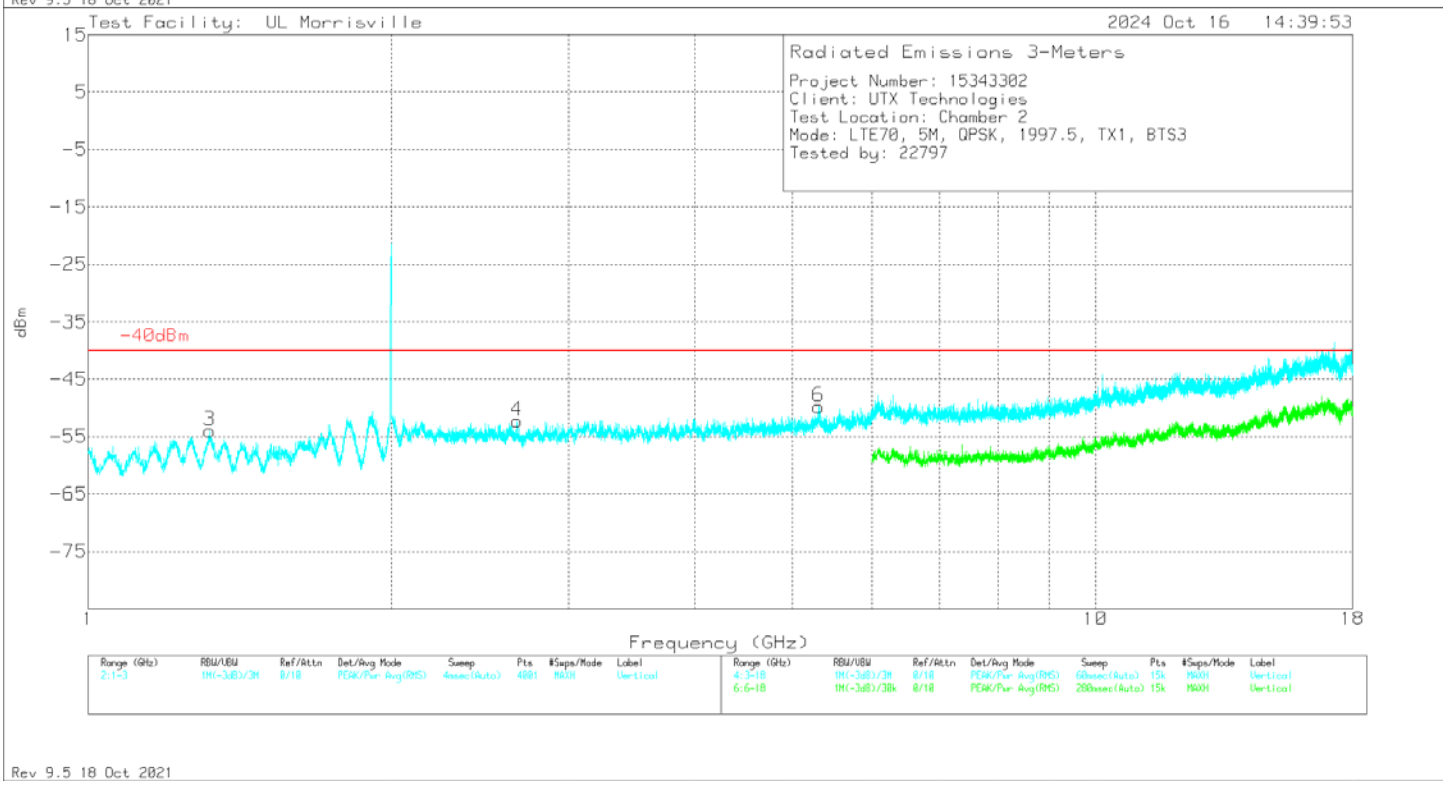

This report shall not be reproduced except in full, without the written approval of UL LLC.

Marker	Frequency (GHz)	Meter Reading (dBm)	Det	86408 (dB/m)	Gain/Loss (dB)	CF (dB)	Filter (dB)	Corrected Reading dBm	-40dBm	Margin (dB)	Azimuth (Degs)	Height (cm)	Polarity
1	1.1555	-47.42	Pk	28.2	-48.1	11.8	.3	-55.22	-40	-15.22	0-360	200	H
3	1.32	-47.79	Pk	29.3	-47.8	11.8	.5	-53.99	-40	-13.99	0-360	200	V
2	2.228	-48.04	Pk	32	-47.9	11.8	.9	-51.24	-40	-11.24	0-360	101	H
4	2.666	-51.01	Pk	32.3	-45.9	11.8	.5	-52.31	-40	-12.31	0-360	101	V
5	5.309	-54.39	Pk	34.3	-42.8	11.8	0	-51.09	-40	-11.09	0-360	100	H
6	5.315	-53.17	Pk	34.3	-42.7	11.8	0	-49.77	-40	-9.77	0-360	101	V

Pk - Peak detector

UL LLC. FORM NO: CCSUP4031B
12 Laboratory Drive, RTP, NC 27606, USA TEL: (919) 549-1400 FAX: (510) 661-0888
This report shall not be reproduced except in full, without the written approval of UL LLC.

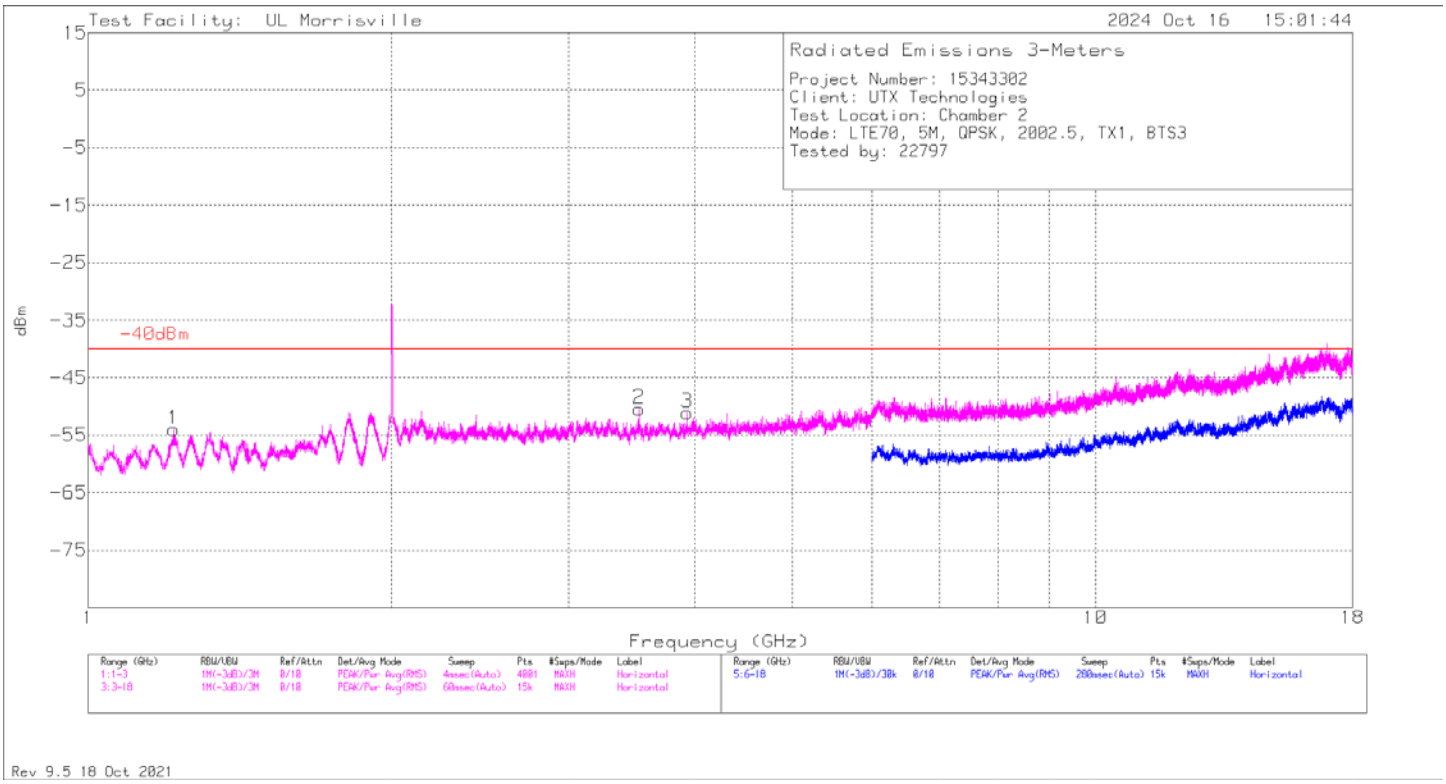

7

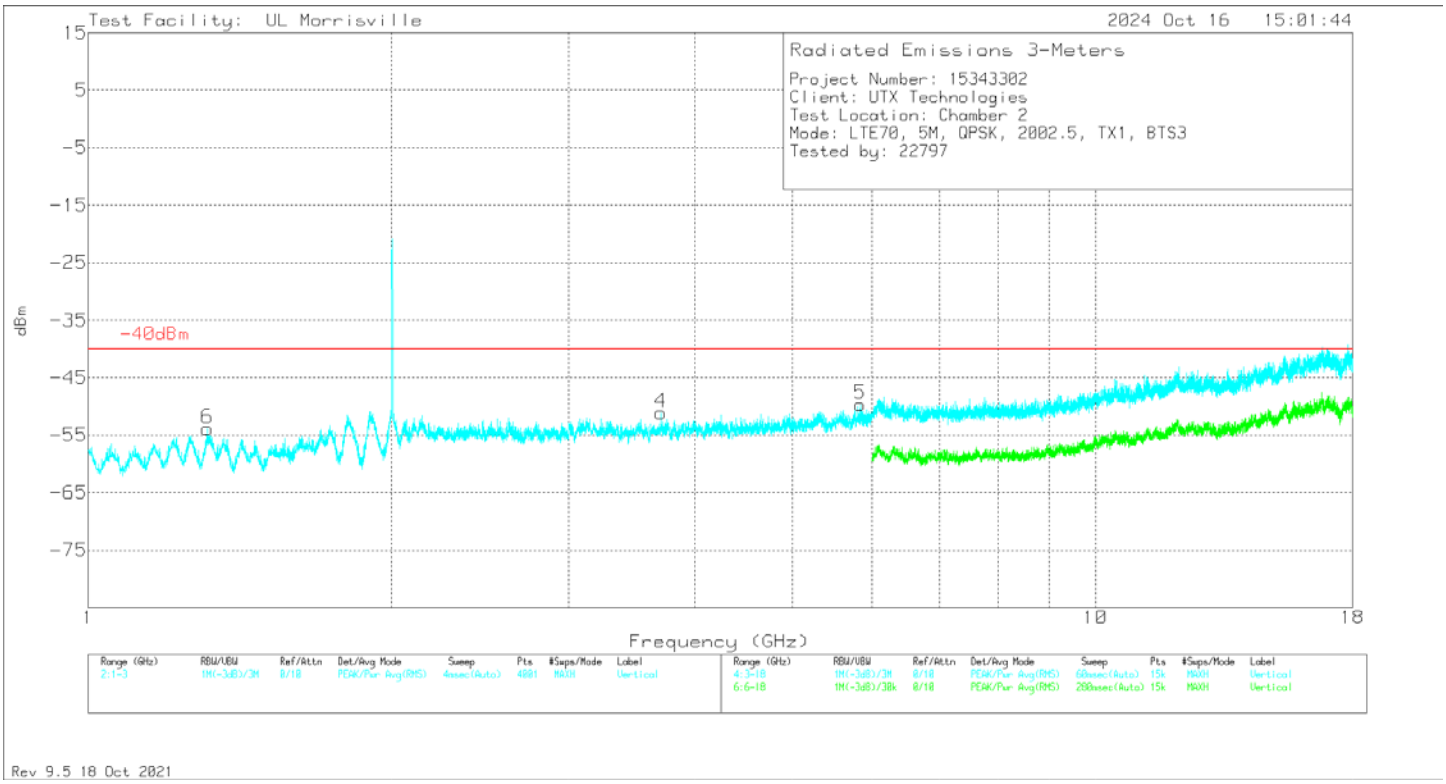

UL LLC.
12 Laboratory Drive, RTP, NC 27606, USA TEL: (919) 549-1400 FAX: (510) 661-0888
FORM NO: CCSUP4031B
This report shall not be reproduced except in full, without the written approval of UL LLC.

Marker	Frequency (GHz)	Meter Reading (dBm)	Det	86408 (dB/m)	Gain/Loss (dB)	CF (dB)	Filter (dB)	Corrected Reading dBm	-40dBm	Margin (dB)	Azimuth (Degs)	Height (cm)	Polarity
1	1.2165	-47.44	Pk	28.9	-47.7	11.8	.4	-54.04	-40	-14.04	0-360	300	H
6	1.314	-47.8	Pk	29.3	-47.7	11.8	.5	-53.9	-40	-13.9	0-360	200	V
2	3.524	-50.96	Pk	32.7	-44	11.8	0	-50.46	-40	-10.46	0-360	299	H
4	3.702	-51.42	Pk	33.1	-44.6	11.8	0	-51.12	-40	-11.12	0-360	299	V
3	3.934	-51.39	Pk	33.4	-44.9	11.8	0	-51.09	-40	-11.09	0-360	199	H
5	5.842	-54.15	Pk	34.9	-42.2	11.8	0	-49.65	-40	-9.65	0-360	101	V

Pk - Peak detector

UL LLC. FORM NO: CCSUP4031B
12 Laboratory Drive, RTP, NC 27606, USA TEL: (919) 549-1400 FAX: (510) 661-0888
This report shall not be reproduced except in full, without the written approval of UL LLC.

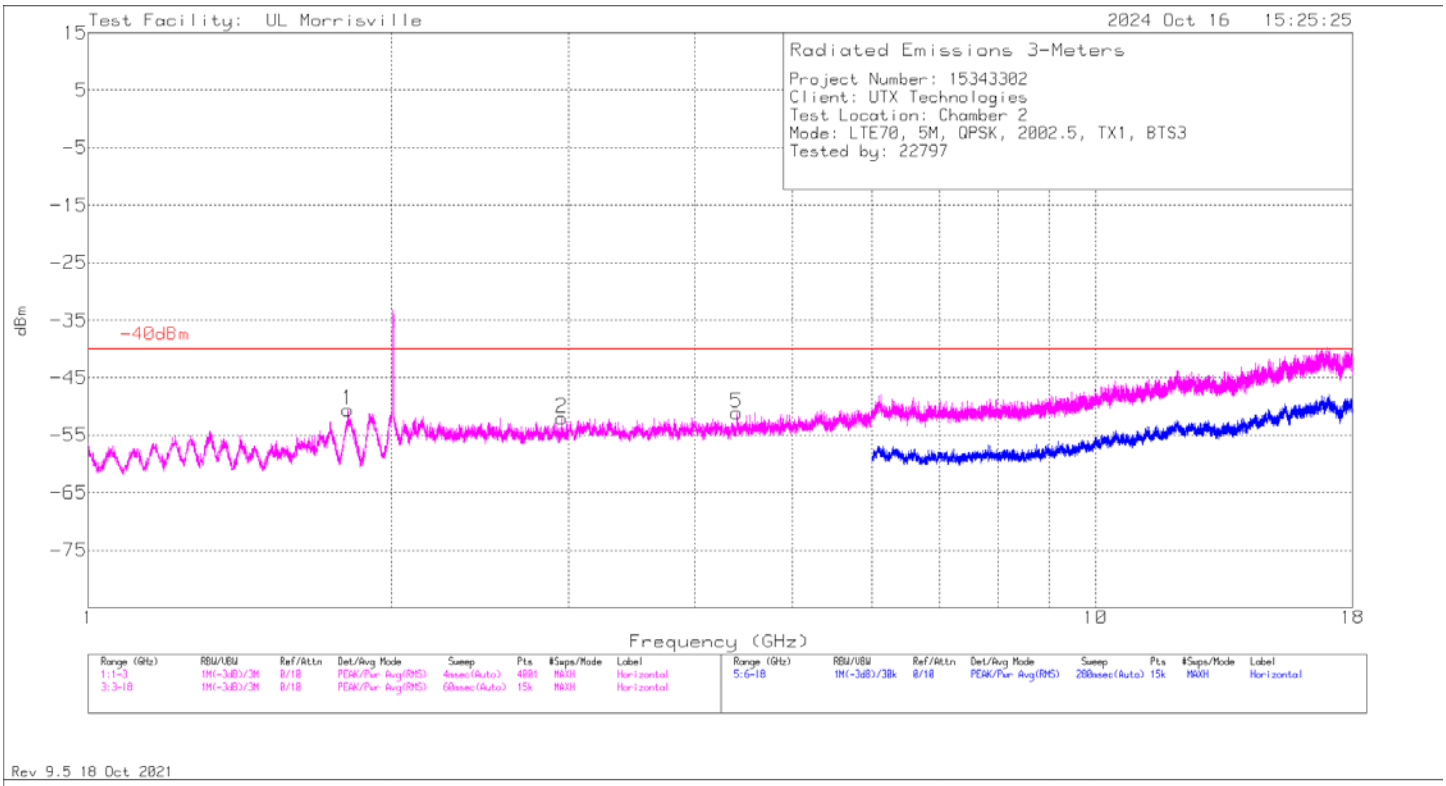

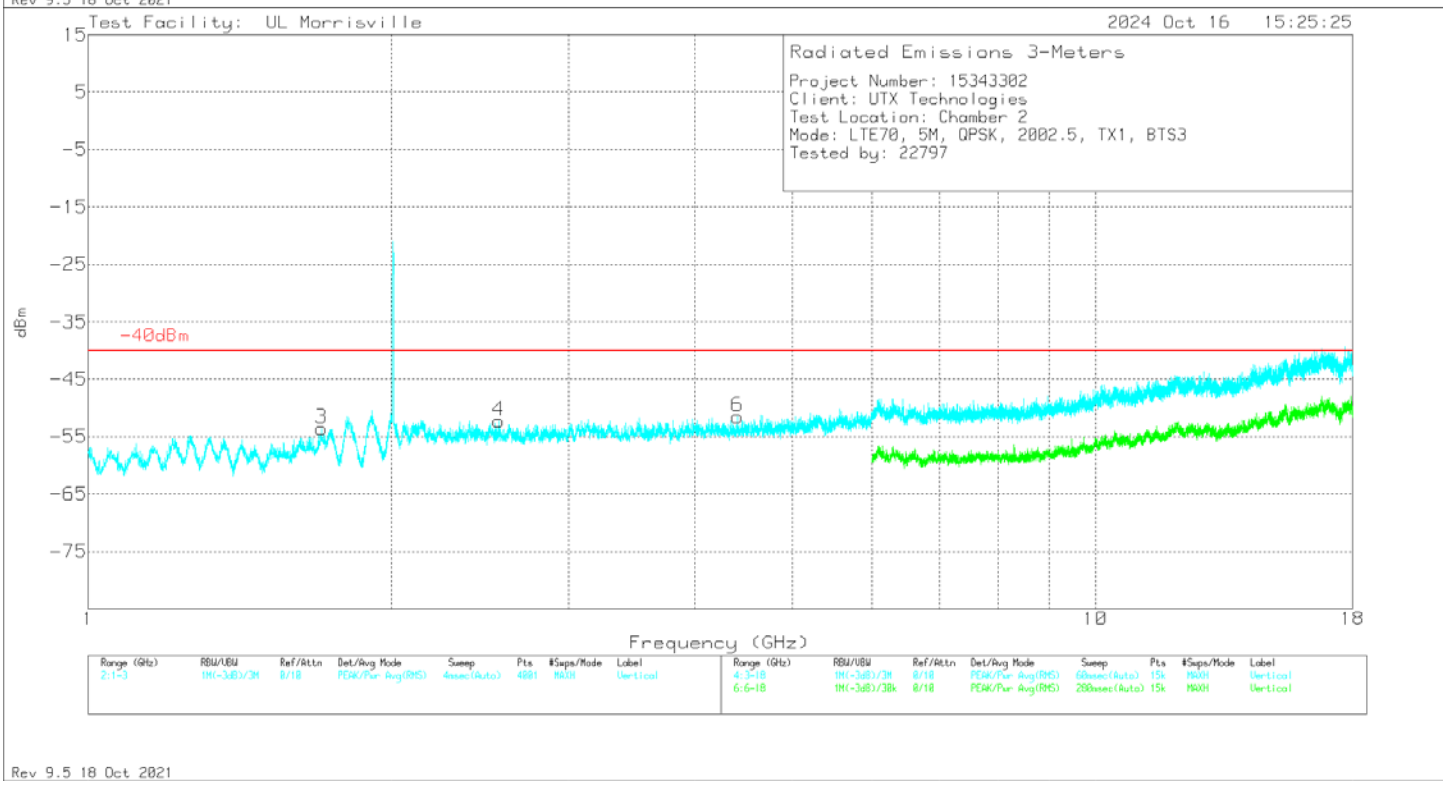

Note: Typo in Mode description block above. EUT was set to 2007.5MHz.

This report shall not be reproduced except in full, without the written approval of UL LLC.

Marker	Frequency (GHz)	Meter Reading (dBm)	Det	86408 (dB/m)	Gain/Loss (dB)	CF (dB)	Filter (dB)	Corrected Reading dBm	-40dBm	Margin (dB)	Azimuth (Degs)	Height (cm)	Polarity
3	1.704	-48.57	Pk	29.5	-47.8	11.8	1.5	-53.57	-40	-13.57	0-360	101	V
1	1.8095	-46.5	Pk	30.5	-47.9	11.8	1.5	-50.6	-40	-10.6	0-360	199	H
4	2.558	-50.83	Pk	32.5	-46.4	11.8	.6	-52.33	-40	-12.33	0-360	101	V
2	2.9505	-52	Pk	32.7	-44.9	11.8	.4	-52	-40	-12	0-360	199	H
5	4.404	-51.88	Pk	33.7	-44.7	11.8	0	-51.08	-40	-11.08	0-360	101	H
6	4.41	-52.74	Pk	33.7	-44.2	11.8	0	-51.44	-40	-11.44	0-360	101	V

Pk - Peak detector

UL LLC. FORM NO: CCSUP4031B
12 Laboratory Drive, RTP, NC 27606, USA TEL: (919) 549-1400 FAX: (510) 661-0888
This report shall not be reproduced except in full, without the written approval of UL LLC.

Tx Port 2

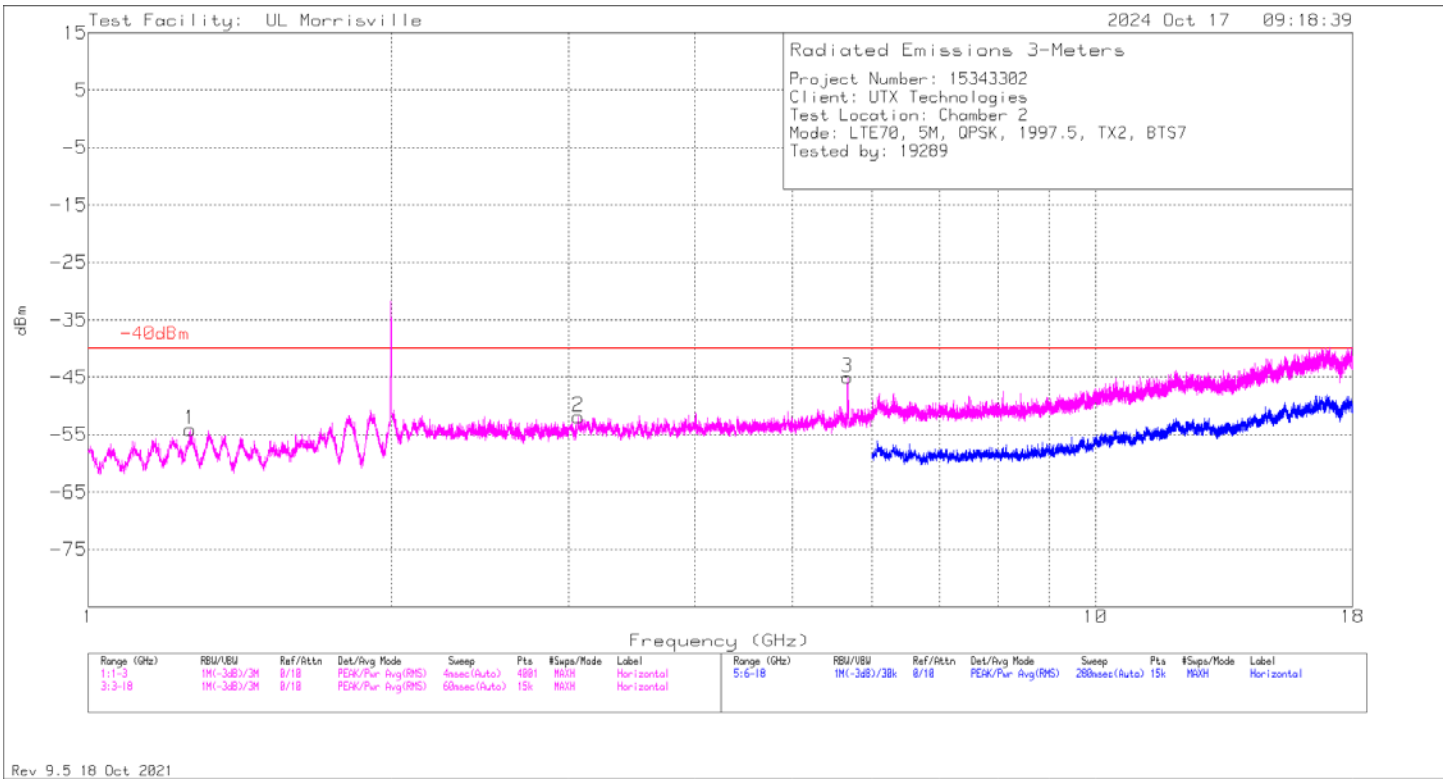

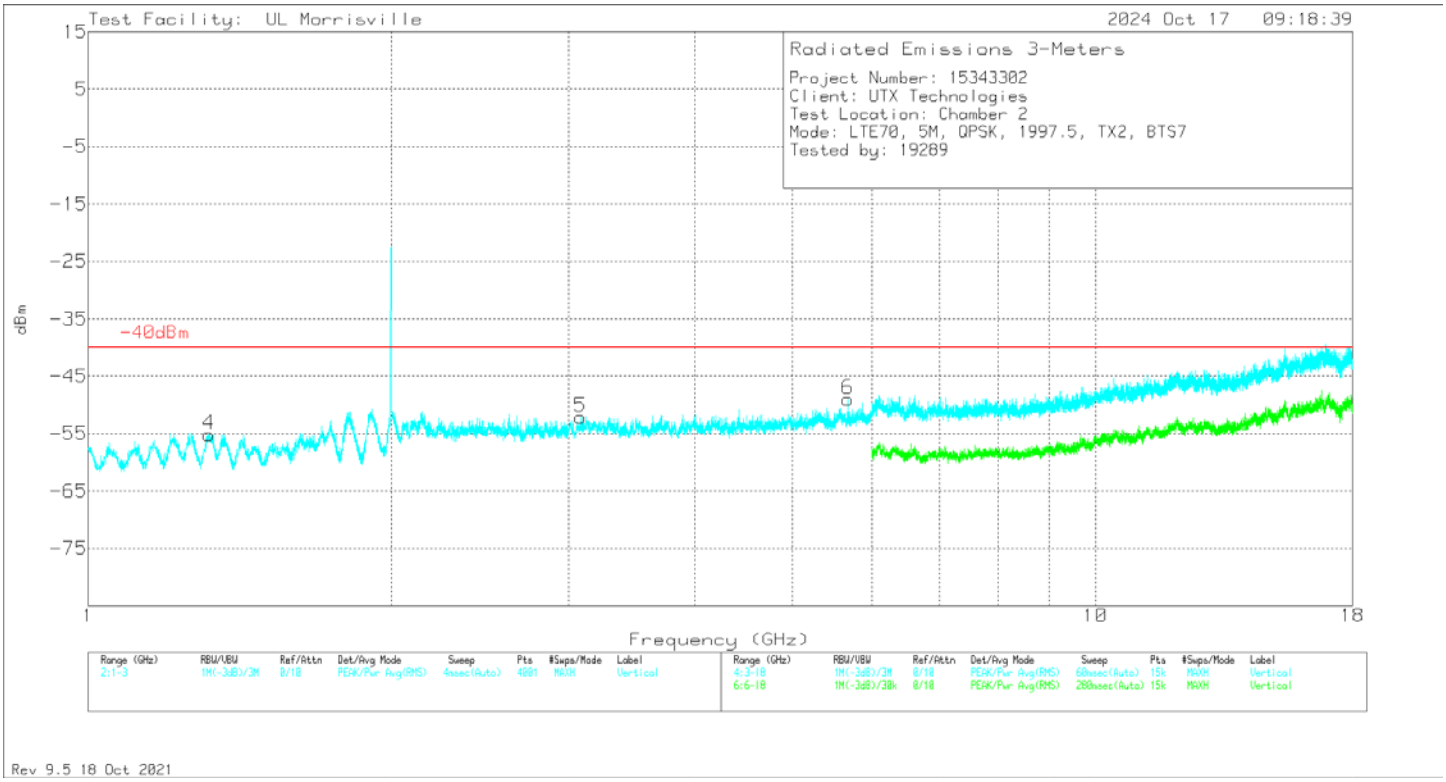

UL LLC.
12 Laboratory Drive, RTP, NC 27606, USA TEL: (919) 549-1400 FAX: (510) 661-0888
FORM NO: CCSUP4031B
This report shall not be reproduced except in full, without the written approval of UL LLC.

Marker	Frequency (GHz)	Meter Reading (dBm)	Det	86408 (dB/m)	Gain/Loss (dB)	CF (dB)	Filter (dB)	Corrected Reading dBm	-40dBm	Margin (dB)	Azimuth (Degs)	Height (cm)	Polarity
1	1.2615	-47.97	Pk	29.3	-47.7	11.8	.5	-54.07	-40	-14.07	0-360	200	H
4	1.318	-49.04	Pk	29.3	-47.7	11.8	.5	-55.14	-40	-15.14	0-360	200	V
2	3.064	-53.05	Pk	32.9	-43.5	11.8	0	-51.85	-40	-11.85	0-360	200	H
5	3.084	-53.34	Pk	33	-43.6	11.8	0	-52.14	-40	-12.14	0-360	299	V
3	5.67935	-66.96	RMS	34.6	-43	11.8	0	-63.56	-40	-23.56	77	197	H
6	5.675	-52.48	Pk	34.6	-42.9	11.8	0	-48.98	-40	-8.98	0-360	200	V

Pk - Peak detector

RMS - RMS detection

UL LLC.
12 Laboratory Drive, RTP, NC 27606, USA TEL: (919) 549-1400 FAX: (510) 661-0888
FORM NO: CCSUP4031B
This report shall not be reproduced except in full, without the written approval of UL LLC.

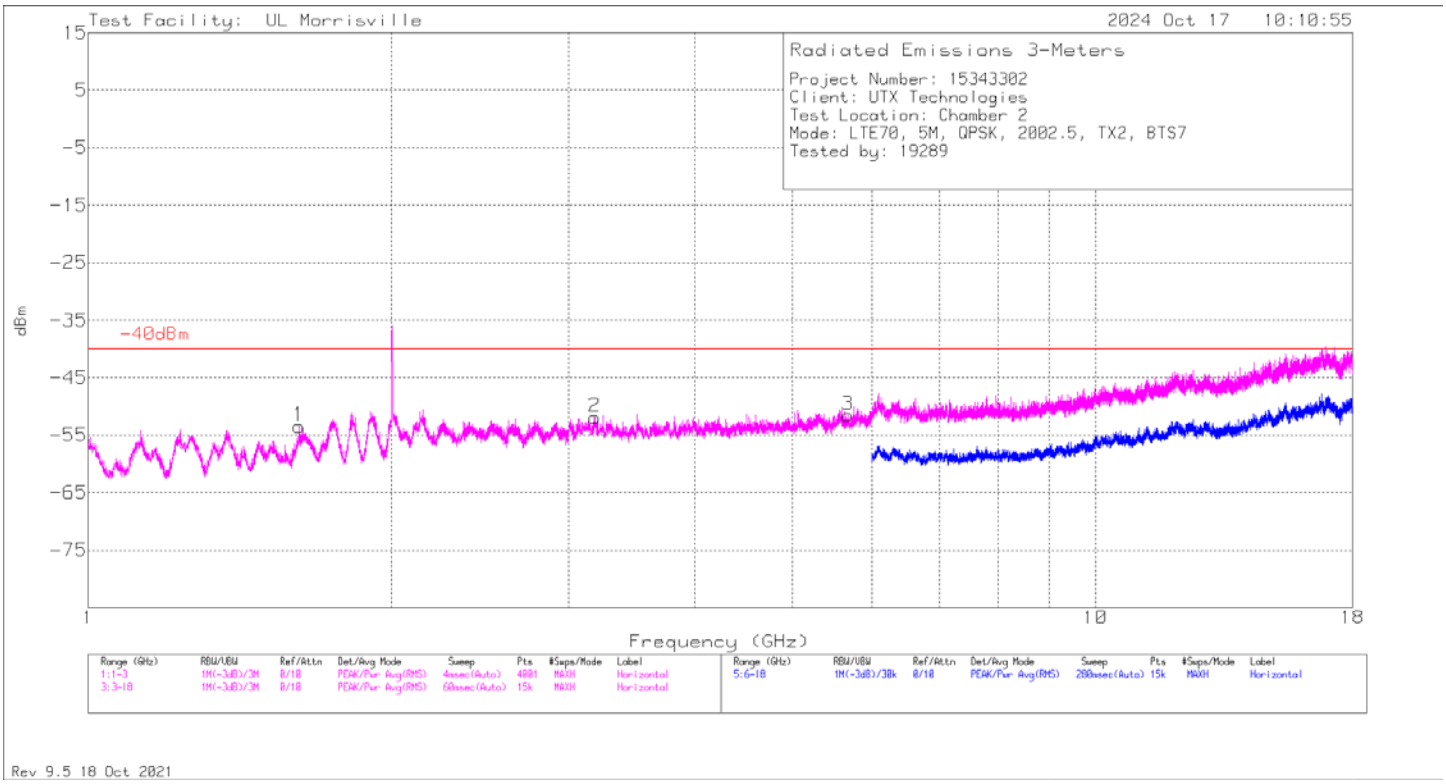

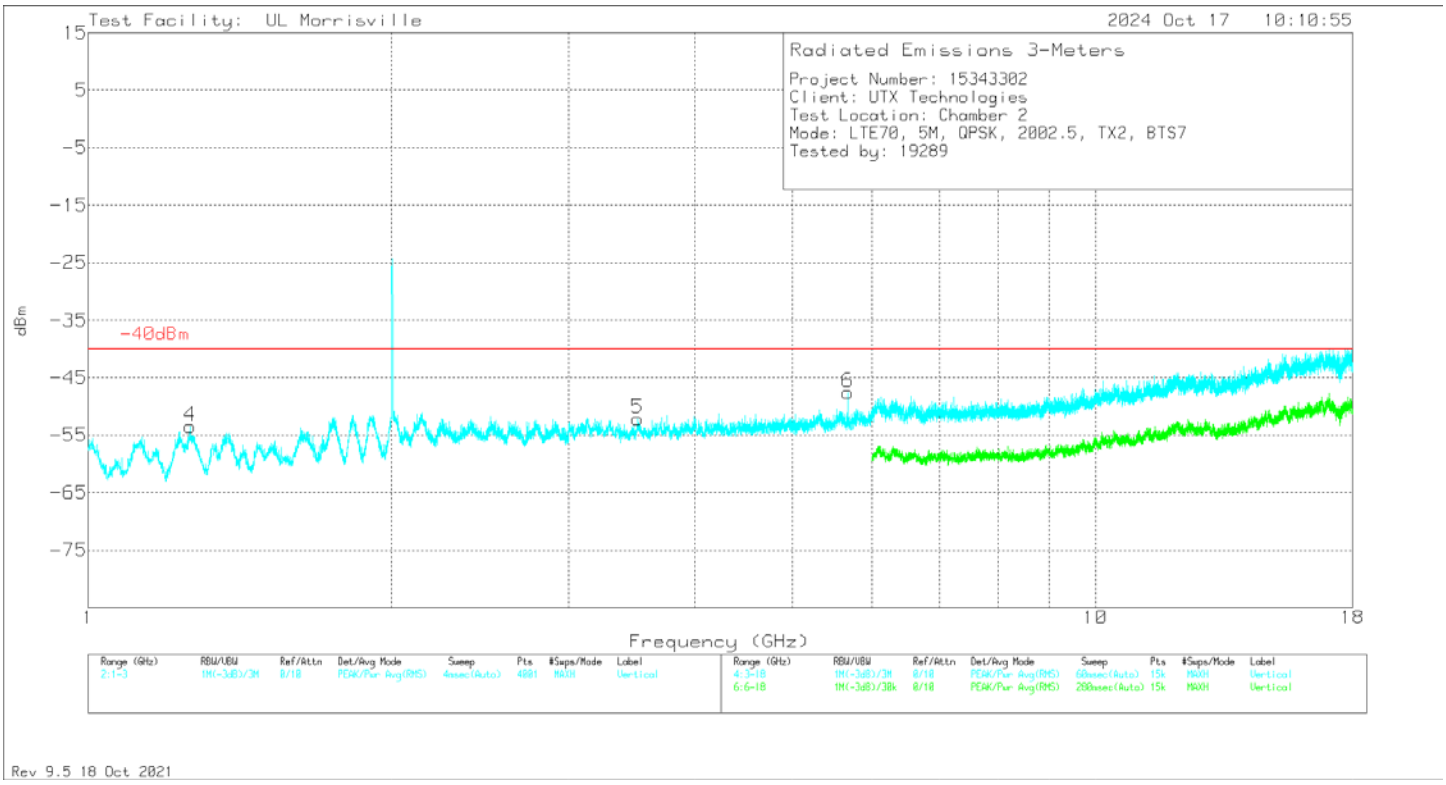

This report shall not be reproduced except in full, without the written approval of UL LLC.

Marker	Frequency (GHz)	Meter Reading (dBm)	Det	86408 (dB/m)	Gain/Loss (dB)	CF (dB)	Filter (dB)	Corrected Reading dBm	-40dBm	Margin (dB)	Azimuth (Degs)	Height (cm)	Polarity
4	1.2615	-47.37	Pk	29.3	-47.7	11.8	.5	-53.47	-40	-13.47	0-360	101	V
1	1.62	-47.26	Pk	28.6	-47.9	11.8	1.3	-53.46	-40	-13.46	0-360	199	H
2	3.184	-53.34	Pk	33.1	-43.5	11.8	0	-51.94	-40	-11.94	0-360	101	H
5	3.51	-52.43	Pk	32.7	-44.2	11.8	0	-52.13	-40	-12.13	0-360	101	V
6	5.676	-51.02	Pk	34.6	-42.9	11.8	0	-47.52	-40	-7.52	0-360	300	V
3	5.682	-54.95	Pk	34.6	-43	11.8	0	-51.55	-40	-11.55	0-360	300	H

Pk - Peak detector

UL LLC. FORM NO: CCSUP4031B
12 Laboratory Drive, RTP, NC 27606, USA TEL: (919) 549-1400 FAX: (510) 661-0888
This report shall not be reproduced except in full, without the written approval of UL LLC.

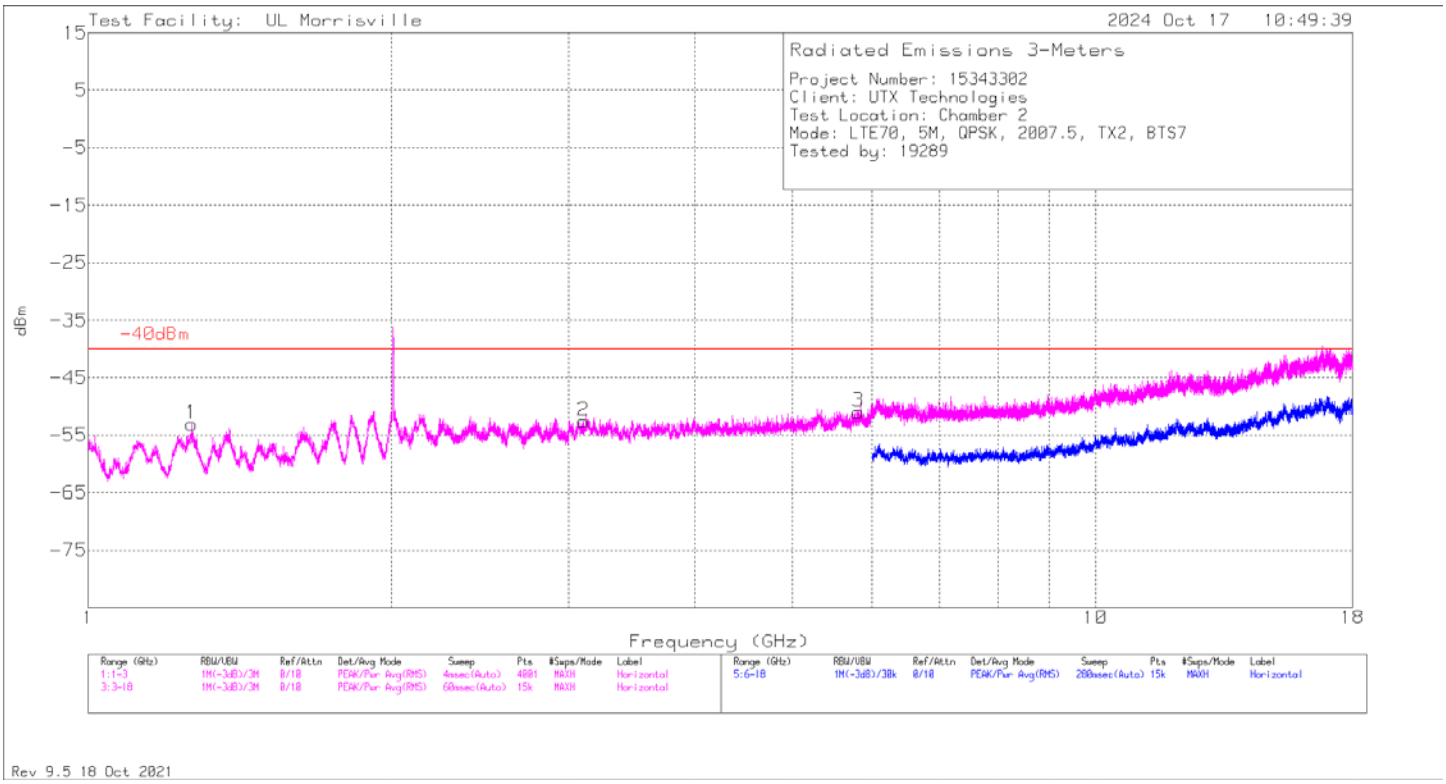

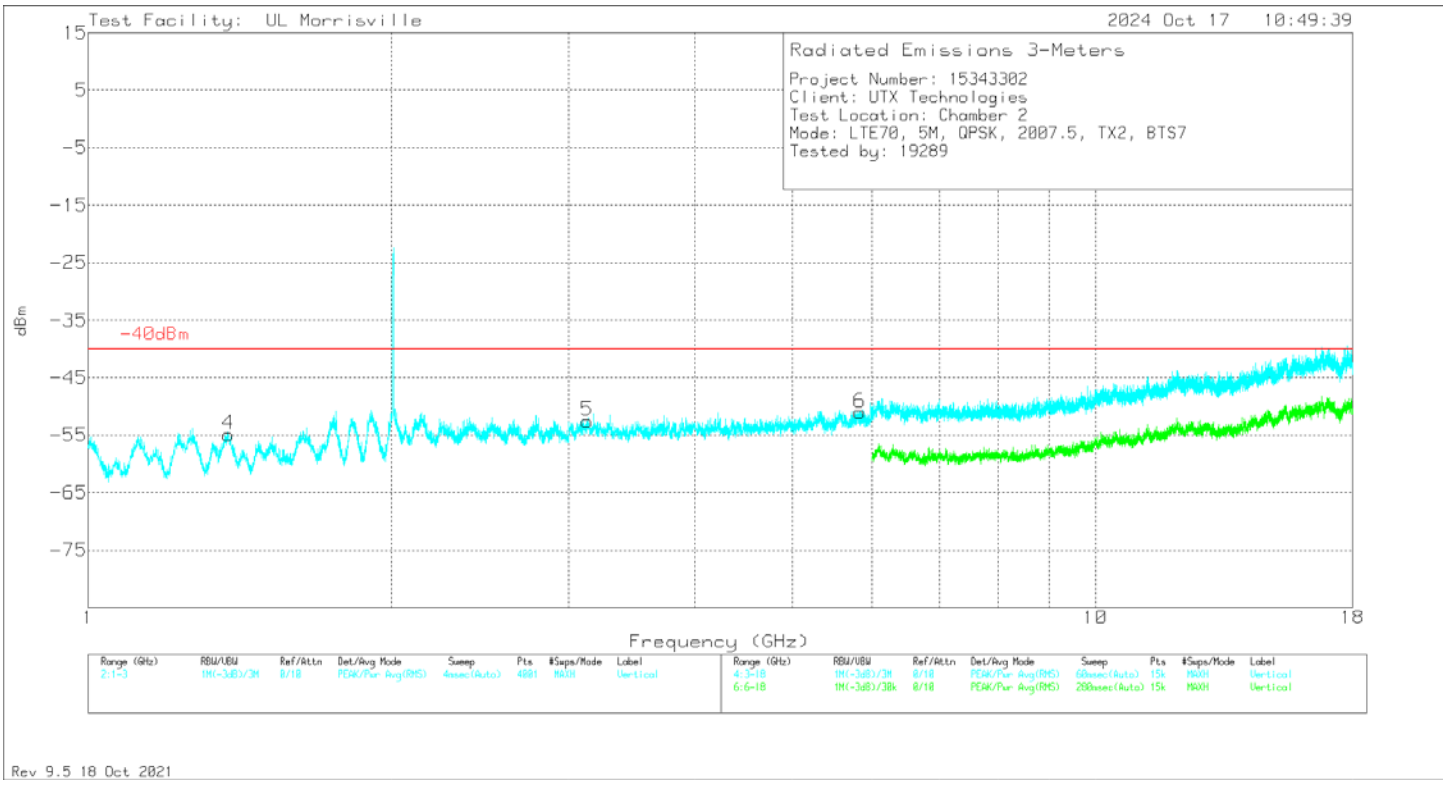

UL LLC.
12 Laboratory Drive, RTP, NC 27606, USA TEL: (919) 549-1400 FAX: (510) 661-0888
FORM NO: CCSUP4031B
This report shall not be reproduced except in full, without the written approval of UL LLC.

Marker	Frequency (GHz)	Meter Reading (dBm)	Det	86408 (dB/m)	Gain/Loss (dB)	CF (dB)	Filter (dB)	Corrected Reading dBm	-40dBm	Margin (dB)	Azimuth (Degs)	Height (cm)	Polarity
1	1.2675	-46.9	Pk	29.3	-47.8	11.8	.5	-53.1	-40	-13.1	0-360	300	H
4	1.379	-48.71	Pk	28.8	-47.5	11.8	.7	-54.91	-40	-14.91	0-360	300	V
2	3.101	-53.7	Pk	33	-43.7	11.8	0	-52.6	-40	-12.6	0-360	101	H
5	3.128	-53.76	Pk	33	-43.6	11.8	0	-52.56	-40	-12.56	0-360	299	V
3	5.814	-55.63	Pk	34.8	-41.9	11.8	0	-50.93	-40	-10.93	0-360	101	H
6	5.837	-55.54	Pk	34.9	-42.2	11.8	0	-51.04	-40	-11.04	0-360	299	V

Pk - Peak detector

UL LLC. FORM NO: CCSUP4031B
12 Laboratory Drive, RTP, NC 27606, USA TEL: (919) 549-1400 FAX: (510) 661-0888
This report shall not be reproduced except in full, without the written approval of UL LLC.

11. WORST CASE RADIATED EMISSIONS

11.1. WORST CASE BELOW 30MHZ

SPURIOUS EMISSIONS BELOW 30 MHz (WORST-CASE CONFIGURATION)

Note: All measurements were made at a test distance of 3 m. The measured data was extrapolated from the test distance (3m) to the specification distance (300 m from 9-490 kHz and 30 m from 490 kHz – 30 MHz) to clearly show the relative levels of fundamental and spurious emissions and demonstrate compliance with the requirement that the level of any spurious emissions be below the level of the intentionally transmitted signal. The extrapolation factor for the limits were 40*Log (test distance / specification distance)

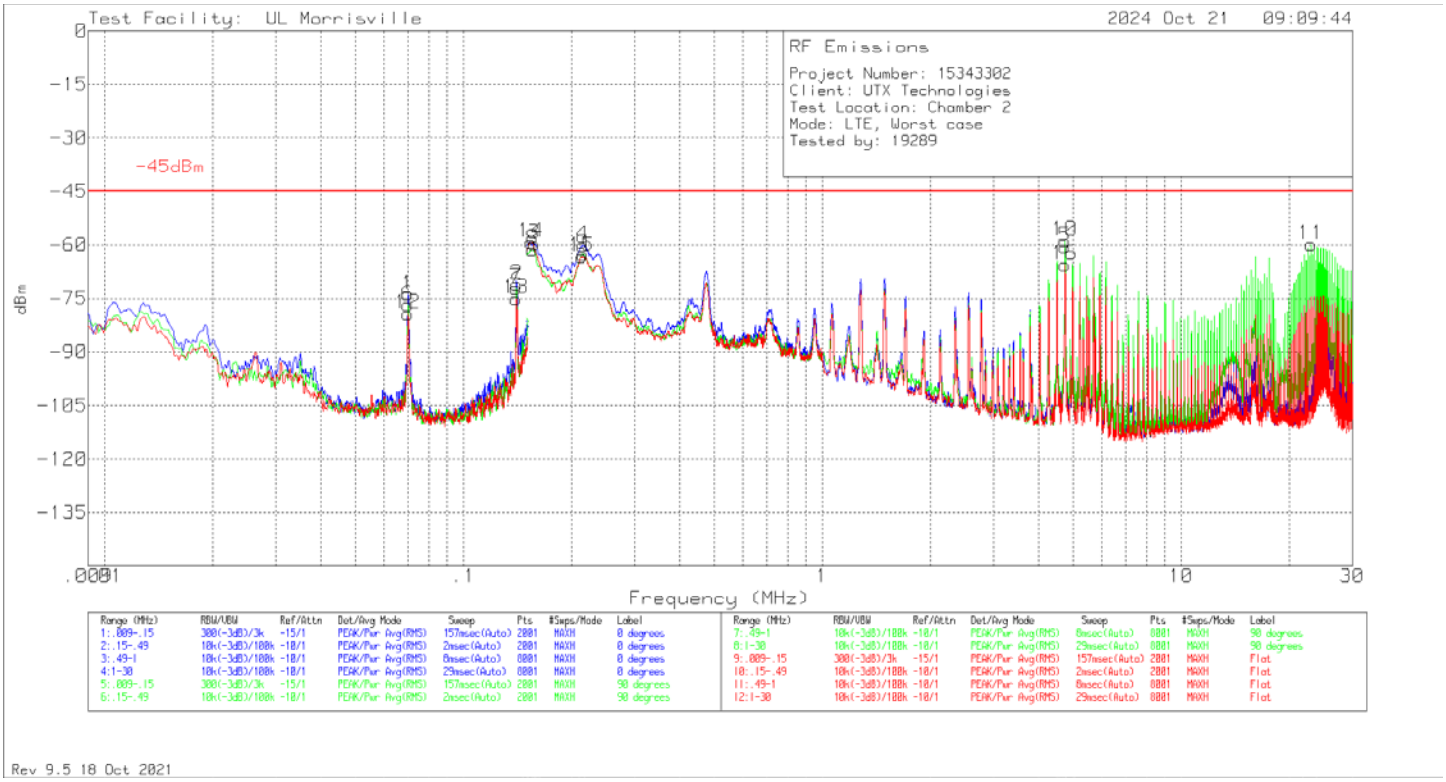

Range (MHz)	RBW/VBW	Ref/Attn	Det/Avg Mode	Sweep	Pts	#Sweps/Mode	Label
1:.009-.15	300(-3dB)/3k	-15/1	PEAK/Pwr Avg(RMS)	157msec(Auto)	2001	MAXH	0 degrees
2:.15-.49	10k(-3dB)/100k	-10/1	PEAK/Pwr Avg(RMS)	2msec(Auto)	2001	MAXH	0 degrees
3:.49-1	10k(-3dB)/100k	-10/1	PEAK/Pwr Avg(RMS)	8msec(Auto)	8001	MAXH	0 degrees
4:1-30	10k(-3dB)/100k	-10/1	PEAK/Pwr Avg(RMS)	29msec(Auto)	8001	MAXH	0 degrees
5:.009-.15	300(-3dB)/3k	-15/1	PEAK/Pwr Avg(RMS)	157msec(Auto)	2001	MAXH	90 degrees
6:.15-.49	10k(-3dB)/100k	-10/1	PEAK/Pwr Avg(RMS)	2msec(Auto)	2001	MAXH	90 degrees
7:.49-1	10k(-3dB)/100k	-10/1	PEAK/Pwr Avg(RMS)	8msec(Auto)	8001	MAXH	90 degrees
8:1-30	10k(-3dB)/100k	-10/1	PEAK/Pwr Avg(RMS)	29msec(Auto)	8001	MAXH	90 degrees
9:.009-.15	300(-3dB)/3k	-15/1	PEAK/Pwr Avg(RMS)	157msec(Auto)	2001	MAXH	Flat
10:.15-.49	10k(-3dB)/100k	-10/1	PEAK/Pwr Avg(RMS)	2msec(Auto)	2001	MAXH	Flat
11:.49-1	10k(-3dB)/100k	-10/1	PEAK/Pwr Avg(RMS)	8msec(Auto)	8001	MAXH	Flat
12:1-30	10k(-3dB)/100k	-10/1	PEAK/Pwr Avg(RMS)	29msec(Auto)	8001	MAXH	Flat

UL LLC. FORM NO: CCSUP4031B
12 Laboratory Drive, RTP, NC 27606, USA TEL: (919) 549-1400 FAX: (510) 661-0888
This report shall not be reproduced except in full, without the written approval of UL LLC.

Marker	Frequency (MHz)	Meter Reading (dBm)	Det	Loop (dBuV/m)	Gain/Loss (dB)	Conversion Factor (dB)	AMP016 (dB)	Corrected Reading dBm	-45dBm	PK Margin (dB)	Azimuth (Degs)	Loop Angle
1	.07006	-76.39	Pk	56	-32.6	11.8	-32.7	-73.89	-45	-28.89	0-360	0 degs
6	.07006	-79.34	Pk	56	-32.6	11.8	-32.7	-76.84	-45	-31.84	0-360	90 degs
12	.07006	-81.79	Pk	56	-32.6	11.8	-32.7	-79.29	-45	-34.29	0-360	Flat
7	.14035	-74.62	Pk	55.9	-32.5	11.8	-32.7	-72.12	-45	-27.12	0-360	90 degs
13	.14035	-77.47	Pk	55.9	-32.5	11.8	-32.7	-74.97	-45	-29.97	0-360	Flat
2	.14049	-73.47	Pk	55.9	-32.5	11.8	-32.7	-70.97	-45	-25.97	0-360	0 degs
14	.15391	-61.8	Pk	56	-32.5	11.8	-32.7	-59.2	-45	-14.2	0-360	Flat
8	.15544	-63.86	Pk	56	-32.5	11.8	-32.7	-61.26	-45	-16.26	0-360	90 degs
3	.1574	-62.29	Pk	56	-32.5	11.8	-32.7	-59.69	-45	-14.69	0-360	0 degs
15	.2135	-66.07	Pk	56.2	-32.5	11.8	-32.7	-63.27	-45	-18.27	0-360	Flat
9	.21503	-65.34	Pk	56.2	-32.5	11.8	-32.7	-62.54	-45	-17.54	0-360	90 degs
4	.2152	-62.84	Pk	56.2	-32.5	11.8	-32.7	-60.04	-45	-15.04	0-360	0 degs
5	4.74463	-43.37	Pk	36	-32.3	11.8	-32.6	-60.47	-45	-15.47	0-360	0 degs
10	4.74463	-41.74	Pk	36	-32.3	11.8	-32.6	-58.84	-45	-13.84	0-360	90 degs
16	4.74463	-48.44	Pk	36	-32.3	11.8	-32.6	-65.54	-45	-20.54	0-360	Flat
11	23.02006	-40.77	Pk	33.6	-31.9	11.8	-32.6	-59.87	-45	-14.87	0-360	90 degs

Pk - Peak detector

UL LLC. FORM NO: CCSUP4031B
12 Laboratory Drive, RTP, NC 27606, USA TEL: (919) 549-1400 FAX: (510) 661-0888
This report shall not be reproduced except in full, without the written approval of UL LLC.

11.2. WORST CASE BELOW 1 GHZ

SPURIOUS EMISSIONS 30 TO 1000 MHz (WORST-CASE CONFIGURATION)

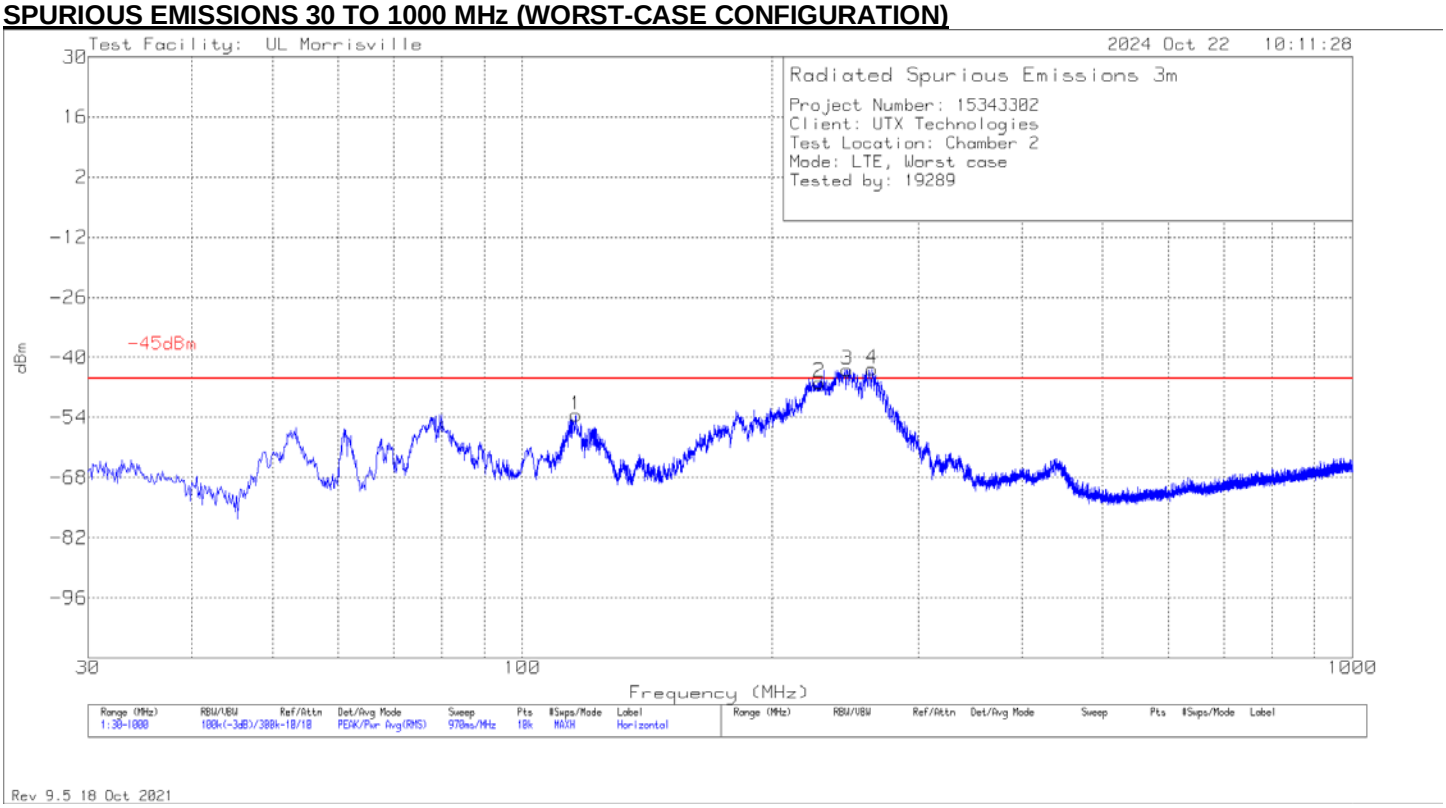

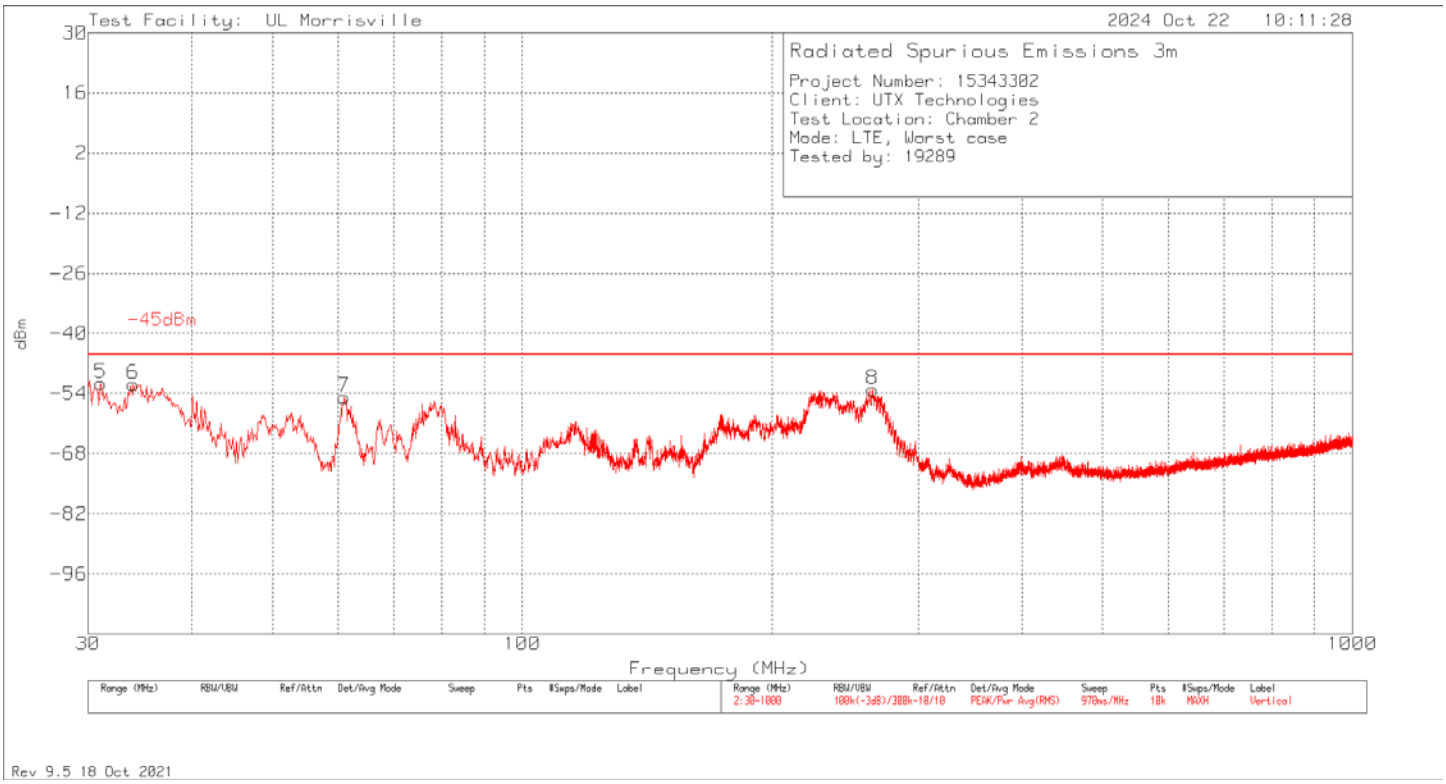

UL LLC.
12 Laboratory Drive, RTP, NC 27606, USA TEL: (919) 549-1400 FAX: (510) 661-0888
FORM NO: CCSUP4031B
This report shall not be reproduced except in full, without the written approval of UL LLC.

Marker	Frequency (MHz)	Meter Reading (dBm)	Det	159203 (dB/m)	Gain/Loss (dB)	Filter (dB)	Conversion Factor (dB)	Corrected Reading dBm	-45dBm	Margin (dB)	Azimuth (Degs)	Height (cm)	Polarity
5	31.067	-58.56	Pk	26.7	-31.7	.1	11.8	-51.66	-45	-6.66	0-360	101	V
6	33.977	-56.91	Pk	24.8	-31.6	.1	11.8	-51.81	-45	-6.81	0-360	101	V
7	60.943	-49.61	Pk	14.1	-31.2	.1	11.8	-54.81	-45	-9.81	0-360	199	V
1	116.039	-54.69	Pk	19.9	-30.6	.1	11.8	-53.49	-45	-8.49	0-360	299	H
2	228.51684	-59.81	RMS	17.6	-29.7	.3	11.8	-59.81	-45	-14.81	331	100	H
3	246.3845	-48.68	RMS	18.1	-29.7	.3	11.8	-48.18	-45	-3.18	194	101	H
4	261.8895	-49.25	RMS	19	-29.6	.3	11.8	-47.75	-45	-2.75	194	103	H
8	264.158	-54.8	Pk	19.3	-29.6	.3	11.8	-53	-45	-8	0-360	101	V

Pk - Peak detector

RMS - RMS detection

This report shall not be reproduced except in full, without the written approval of UL LLC.

11.3. WORST CASE 18-26 GHZ

SPURIOUS EMISSIONS 18-26 GHz (WORST-CASE CONFIGURATION)

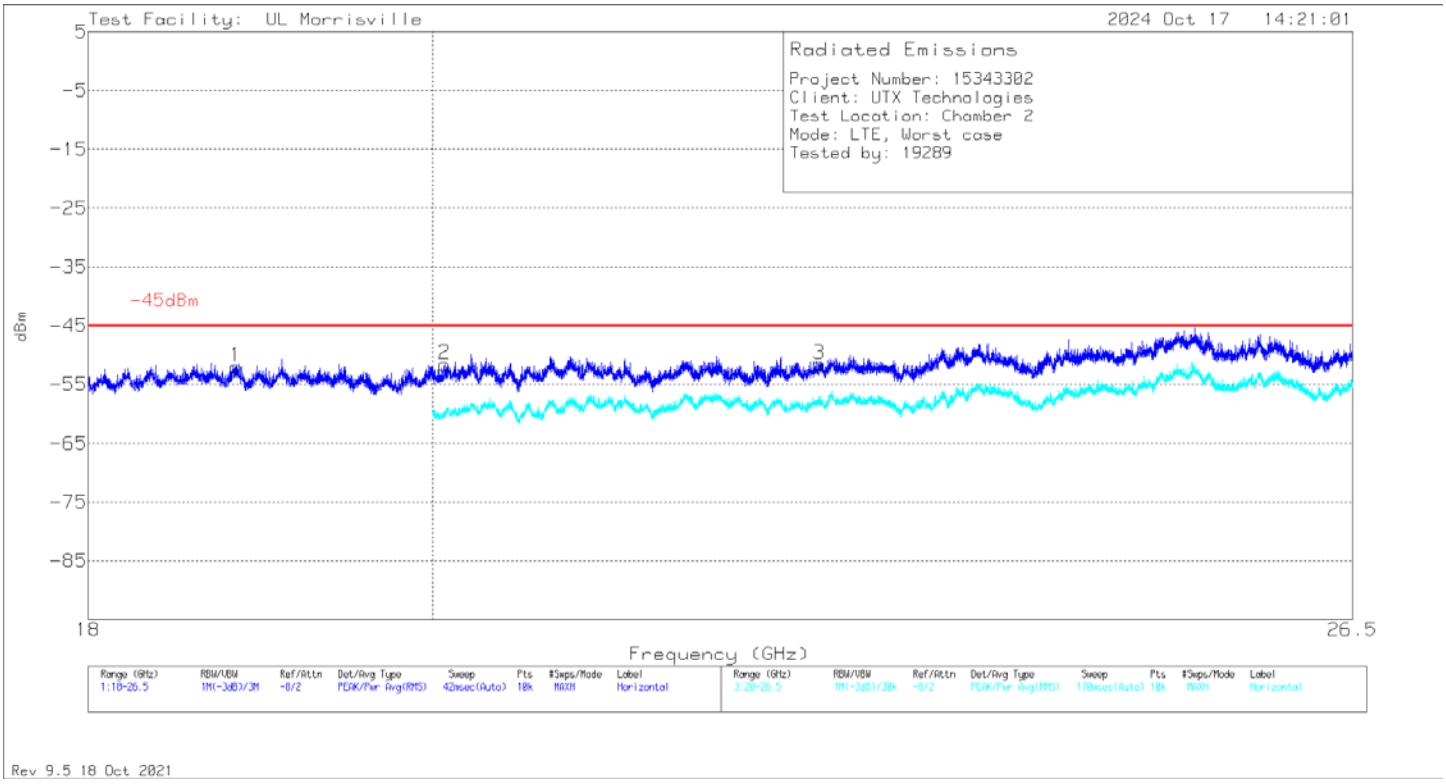

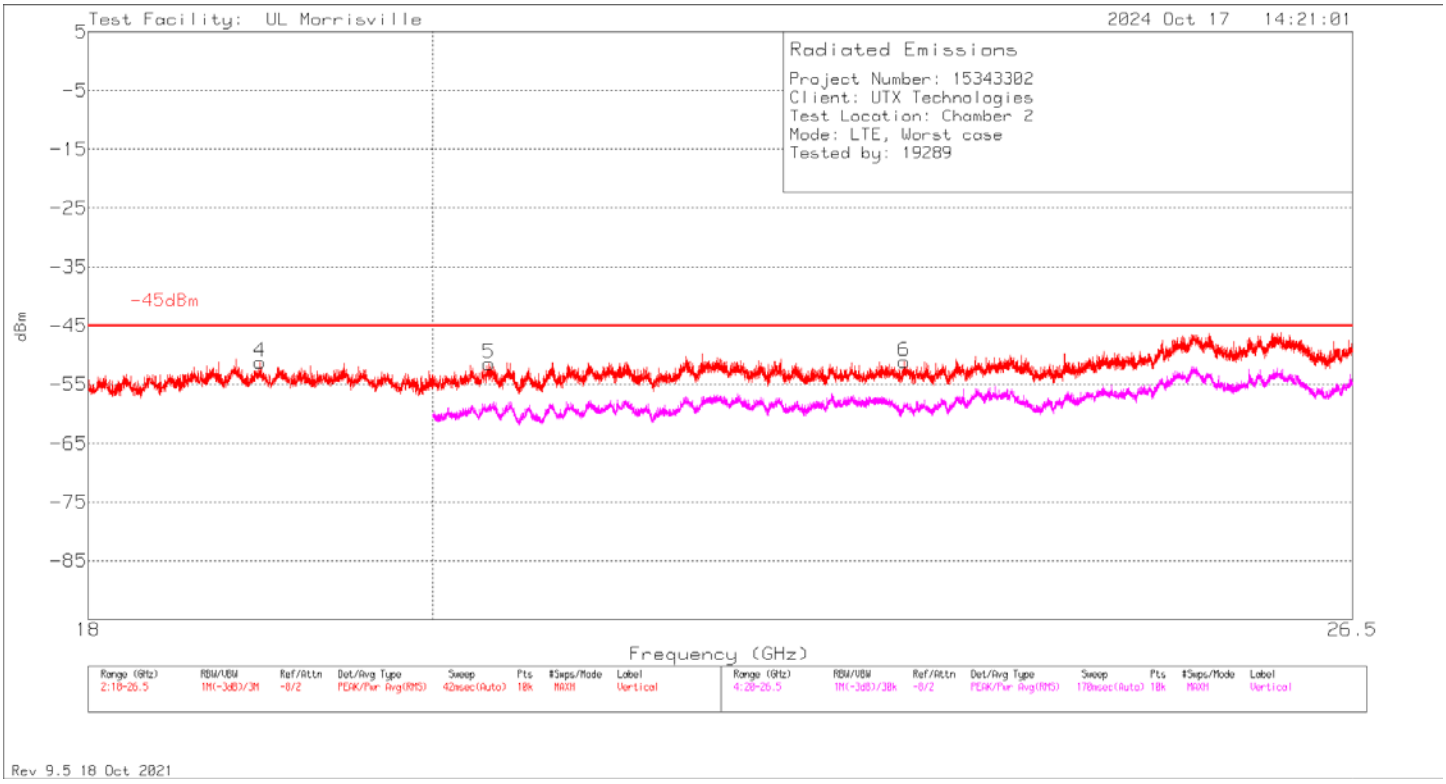

UL LLC.
12 Laboratory Drive, RTP, NC 27606, USA TEL: (919) 549-1400 FAX: (510) 661-0888
FORM NO: CCSUP4031B
This report shall not be reproduced except in full, without the written approval of UL LLC.

Marker	Frequency (GHz)	Meter Reading (dBm)	Det	204704 (dB/m)	Gain/Loss (dB)	Conversion Factor (dB)	Corrected Reading dBm	-45dBm	PK Margin (dB)	Azimuth (Degs)	Height (cm)	Polarity
1	18.83122	-59.1	Pk	33.4	-38	11.8	-51.9	-45	-6.9	0-360	299	H
4	18.9723	-58.44	Pk	33.6	-38.1	11.8	-51.14	-45	-6.14	0-360	200	V
2	20.07294	-58.98	Pk	33.5	-37.9	11.8	-51.58	-45	-6.58	0-360	100	H
5	20.34832	-58.88	Pk	33.6	-38	11.8	-51.48	-45	-6.48	0-360	150	V
3	22.50965	-59.5	Pk	34.2	-38	11.8	-51.5	-45	-6.5	0-360	100	H
6	23.10544	-59.9	Pk	34.1	-37.1	11.8	-51.1	-45	-6.1	0-360	101	V

Pk - Peak detector

This report shall not be reproduced except in full, without the written approval of UL LLC.

11.4. WORST CASE 26-40 GHZ

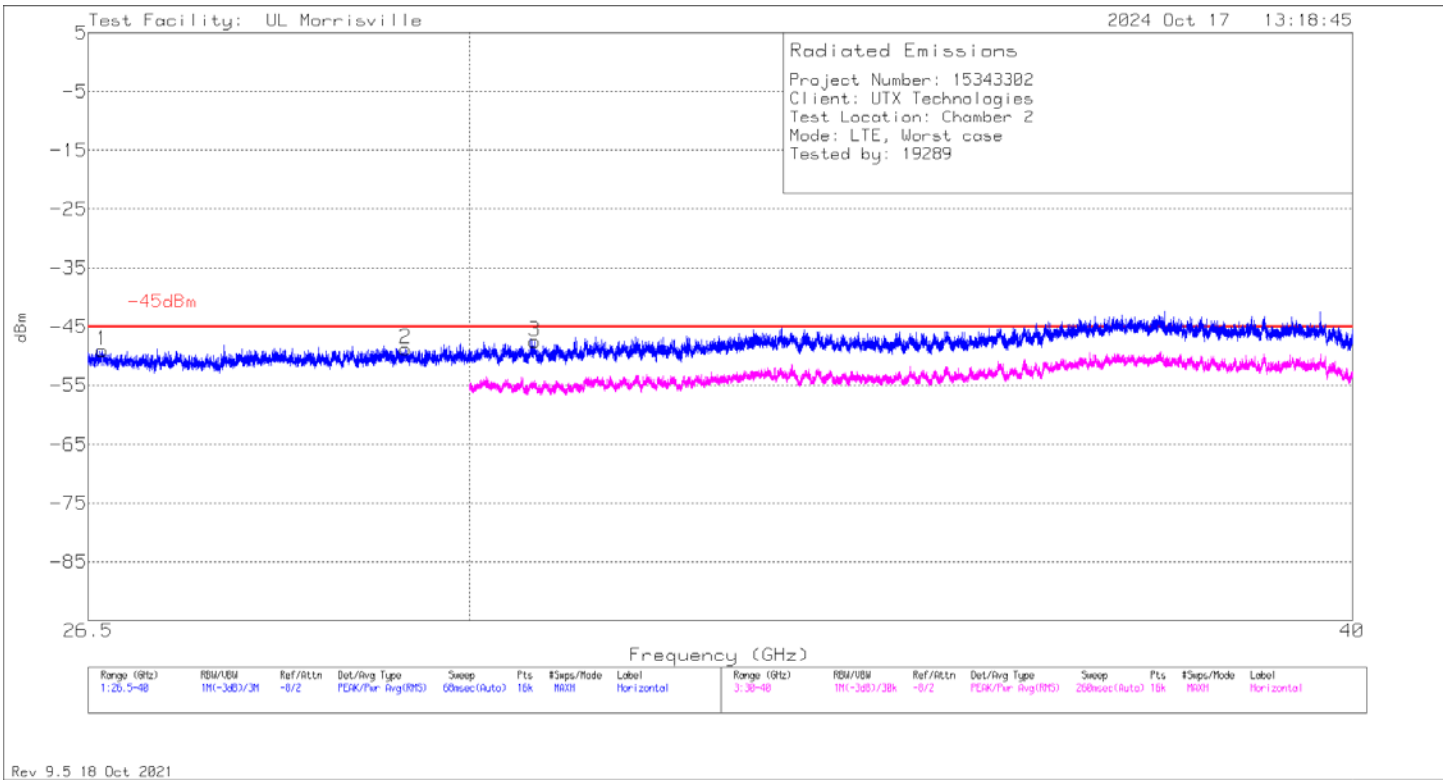

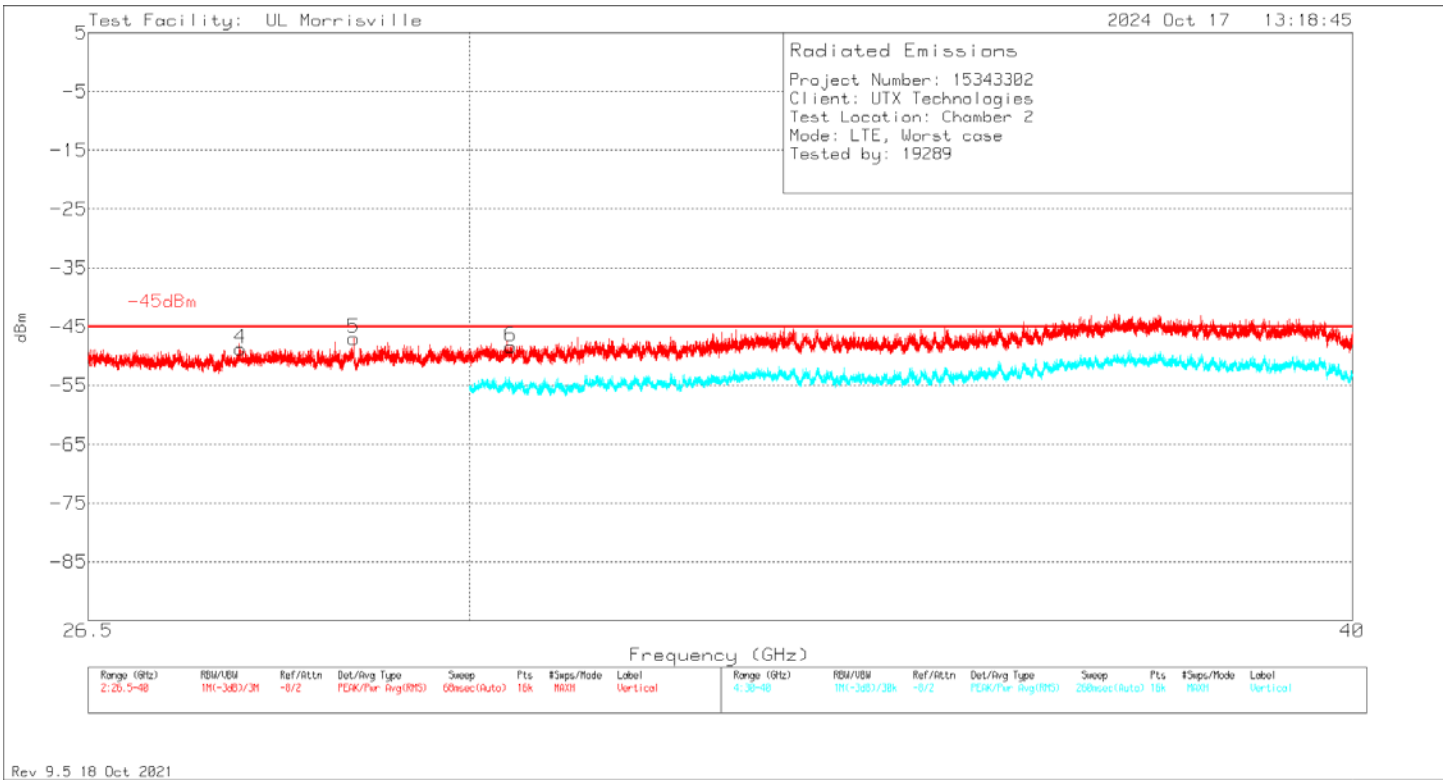

This report shall not be reproduced except in full, without the written approval of UL LLC.

Marker	Frequency (GHz)	Meter Reading (dBm)	Det	204705 (dB/m)	Gain/Loss (dB)	Conversion Factor (dB)	Corrected Reading dBm	-45dBm	Margin (dB)	Azimuth (Degs)	Height (cm)	Polarity
1	26.61676	-69.56	RMS	36.1	-35.5	11.8	-57.16	-45	-12.16	326	114	H
4	27.84884	-72.07	RMS	36.2	-34.6	11.8	-58.67	-45	-13.67	132	379	V
5	28.8945	-72.72	RMS	36.2	-34.1	11.8	-58.82	-45	-13.82	96	324	V
2	29.38424	-71.91	RMS	36.3	-34.3	11.8	-58.11	-45	-13.11	41	392	H
6	30.40624	-72.38	RMS	36.7	-33.9	11.8	-57.78	-45	-12.78	183	177	V
3	30.64756	-72.93	RMS	36.8	-33.6	11.8	-57.93	-45	-12.93	136	327	H

RMS - RMS detection

This report shall not be reproduced except in full, without the written approval of UL LLC.

12. SETUP PHOTOS

Please refer to R15343302-EP1 for Setup Photos and Setup Exhibits.

END OF TEST REPORT

UL LLC. FORM NO: CCSUP4031B
12 Laboratory Drive, RTP, NC 27606, USA TEL: (919) 549-1400 FAX: (510) 661-0888
This report shall not be reproduced except in full, without the written approval of UL LLC.