Appendix A: 20dB Emission Bandwidth

Test Result

TestMode	Antenna	Frequency[MHz]	20db EBW[MHz]	FL[MHz]	FH[MHz]	Limit[MHz]	Verdict
DH5	Ant1	2402	0.960	2401.556	2402.516	---	---
		2441	0.954	2440.559	2441.513	---	---
		2480	0.954	2479.559	2480.513	---	---
2DH5	Ant1	2402	1.281	2401.394	2402.675	---	---
		2441	1.281	2440.394	2441.675	---	---
		2480	1.305	2479.370	2480.675	---	---
3DH5	Ant1	2402	1.299	2401.376	2402.675	---	---
		2441	1.299	2440.376	2441.675	---	---
		2480	1.296	2479.379	2480.675	---	---

Test Graphs

DH5_Ant1_2402

DH5_Ant1_2441

DH5_Ant1_2480

2DH5_Ant1_2402

2DH5_Ant1_2441

2DH5_Ant1_2480

3DH5_Ant1_2402

3DH5_Ant1_2441

3DH5_Ant1_2480

Appendix B: Occupied Channel Bandwidth

Test Result

TestMode	Antenna	Frequency[MHz]	OCB [MHz]	FL[MHz]	FH[MHz]	Limit[MHz]	Verdict
DH5	Ant1	2402	0.85169	2401.596	2402.447	---	---
		2441	0.85428	2440.594	2441.449	---	---
		2480	0.85232	2479.596	2480.448	---	---
2DH5	Ant1	2402	1.1692	2401.438	2402.607	---	---
		2441	1.1707	2440.438	2441.608	---	---
		2480	1.1686	2479.439	2480.607	---	---
3DH5	Ant1	2402	1.1771	2401.437	2402.614	---	---
		2441	1.1798	2440.435	2441.615	---	---
		2480	1.1795	2479.436	2480.616	---	---

Test Graphs

DH5_Ant1_2402

DH5_Ant1_2441

DH5_Ant1_2480

2DH5_Ant1_2402

2DH5_Ant1_2441

2DH5_Ant1_2480

3DH5_Ant1_2402

3DH5_Ant1_2441

3DH5_Ant1_2480

Appendix C: Maximum conducted output power

Test Result Peak

Test Mode	Antenna	Frequency[MHz]	Conducted Powert[dBm]	Conducted Limit[dBm]	Verdict
DH5	Ant1	2402	-2.28	≤20.97	PASS
		2441	-2	≤20.97	PASS
		2480	-2.32	≤20.97	PASS
2DH5	Ant1	2402	-1.38	≤20.97	PASS
		2441	-1.13	≤20.97	PASS
		2480	-1.44	≤20.97	PASS
3DH5	Ant1	2402	-0.93	≤20.97	PASS
		2441	-0.67	≤20.97	PASS
		2480	-0.97	≤20.97	PASS

Appendix D: Carrier frequency separation

Test Result

TestMode	Antenna	Frequency[MHz]	Result[MHz]	Limit[MHz]	Verdict
DH5	Ant1	Hop	1.015	≥0.960	PASS
2DH5	Ant1	Hop	1.148	≥0.870	PASS
3DH5	Ant1	Hop	1.337	≥1.299	PASS

Test Graphs

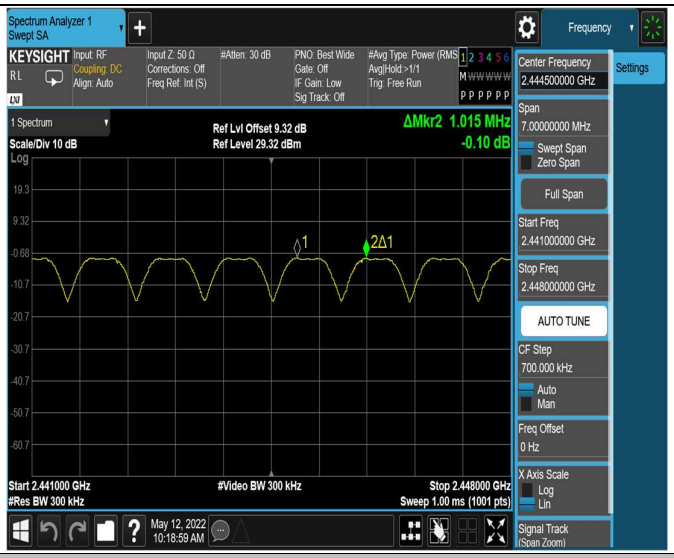

DH5_Ant1_Hop

2DH5_Ant1_Hop

3DH5_Ant1_Hop

Appendix E: Time of occupancy

Test Result

TestMode	Antenna	Frequency[MHz]	BurstWidth [ms]	TotalHops [Num]	Result[s]	Limit[s]	Verdict
DH5	Ant1	Hop	2.83	106.67	0.301	≤0.4	PASS
2DH5	Ant1	Hop	2.86	106.67	0.305	≤0.4	PASS
3DH5	Ant1	Hop	2.85	106.67	0.304	≤0.4	PASS

Test Graphs

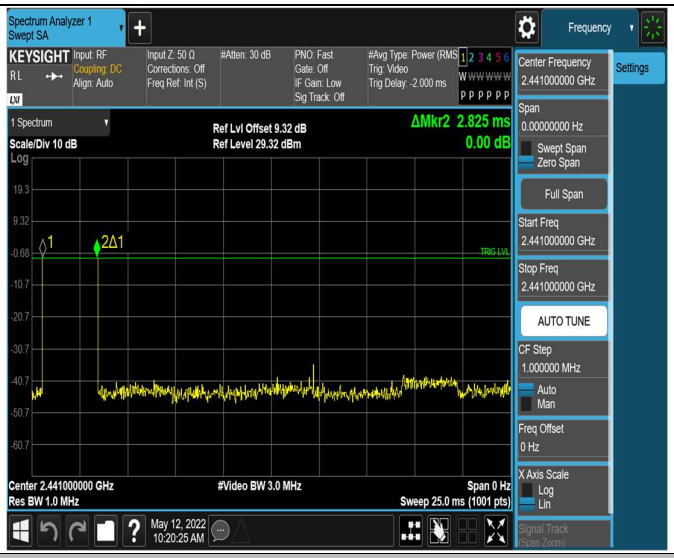

DH5_Ant1_Hop

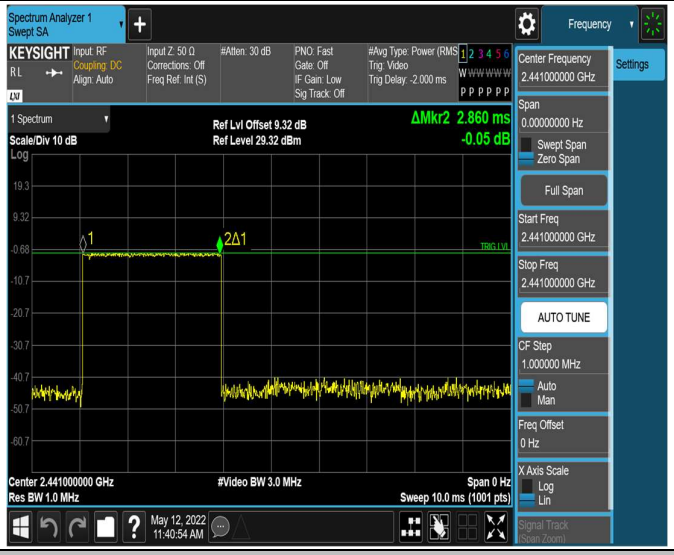

2DH5_Ant1_Hop

3DH5_Ant1_Hop

Appendix F: Number of hopping channels

Test Result

TestMode	Antenna	Frequency[MHz]	Result[Num]	Limit[Num]	Verdict
DH5	Ant1	Hop	79	≥15	PASS
2DH5	Ant1	Hop	79	≥15	PASS
3DH5	Ant1	Hop	79	≥15	PASS

Test Graphs

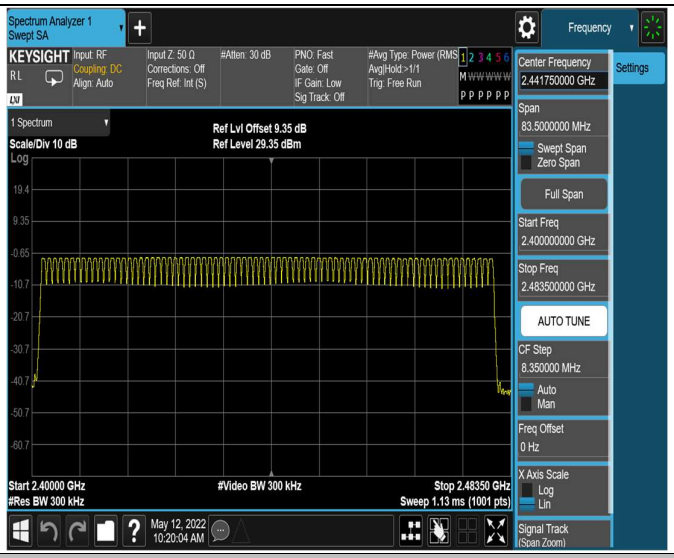

DH5_Ant1_Hop

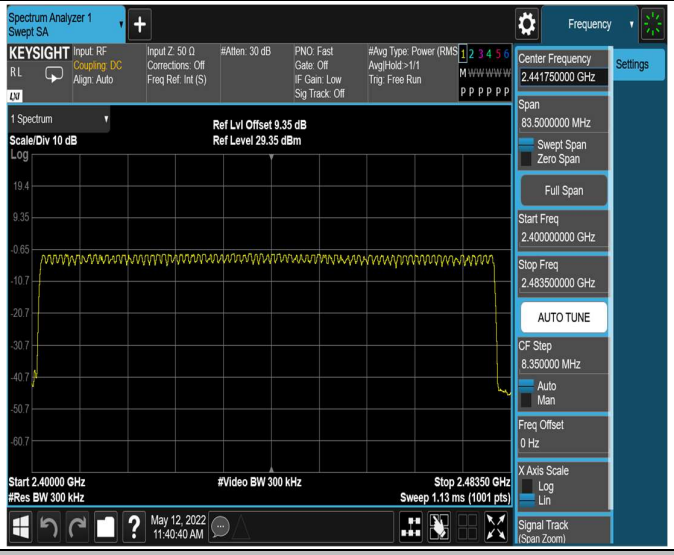

2DH5_Ant1_Hop

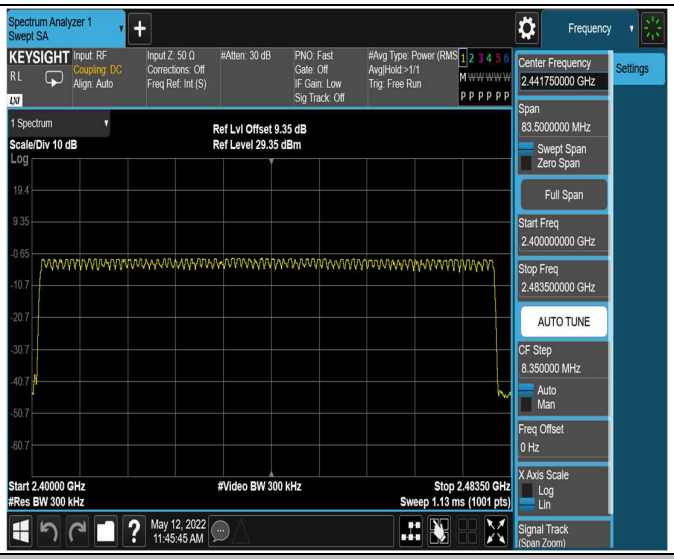

3DH5_Ant1_Hop

Appendix G: Band edge measurements

Test Result

TestMode	Antenna	ChName	Frequency[MHz]	RefLevel [dBm]	Result [dBm]	Limit [dBm]	Verdict
DH5	Ant1	Low	2402	-2.55	-43.69	≤-22.55	PASS
		High	2480	-2.59	-46.66	≤-22.59	PASS
		Low	Hop_2402	-3.11	-46.95	≤-23.11	PASS
		High	Hop_2480	-2.64	-47.86	≤-22.64	PASS
2DH5	Ant1	Low	2402	-2.48	-44.68	≤-22.48	PASS
		High	2480	-2.76	-45.98	≤-22.76	PASS
		Low	Hop_2402	-7.17	-48.48	≤-27.17	PASS
		High	Hop_2480	-2.77	-49.03	≤-22.77	PASS
3DH5	Ant1	Low	2402	-2.45	-45.68	≤-22.45	PASS
		High	2480	-2.55	-47.11	≤-22.55	PASS
		Low	Hop_2402	-6.70	-48.59	≤-26.7	PASS
		High	Hop_2480	-2.59	-47.46	≤-22.59	PASS

Test Graphs

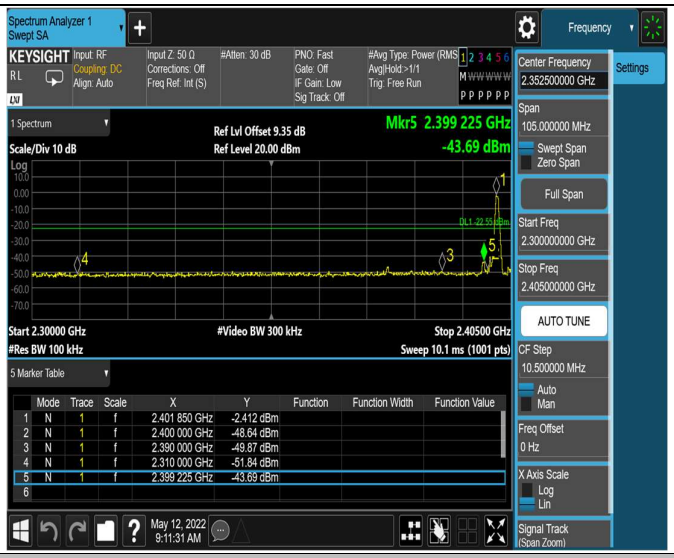

DH5_Ant1_Low_2402

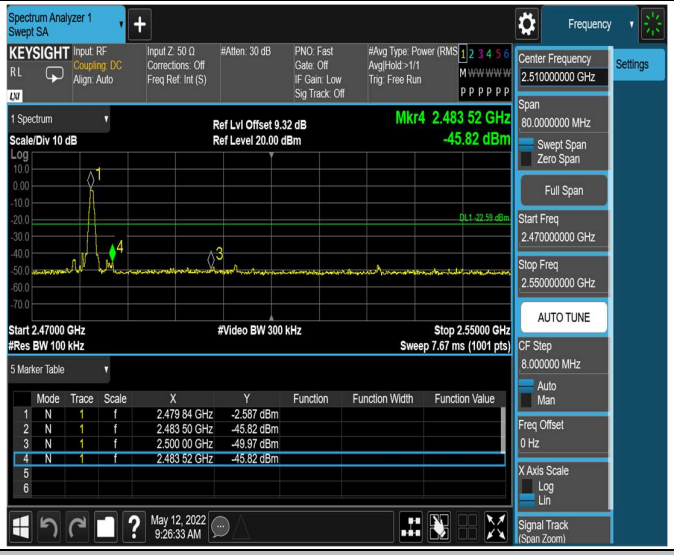

DH5_Ant1_High_2480

DH5_Ant1_Low_Hop_2402

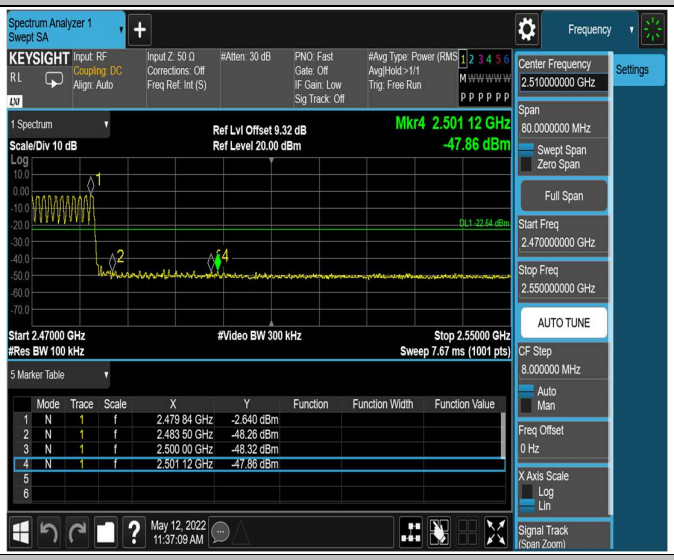

DH5_Ant1_High_Hop_2480

2DH5_Ant1_Low_2402

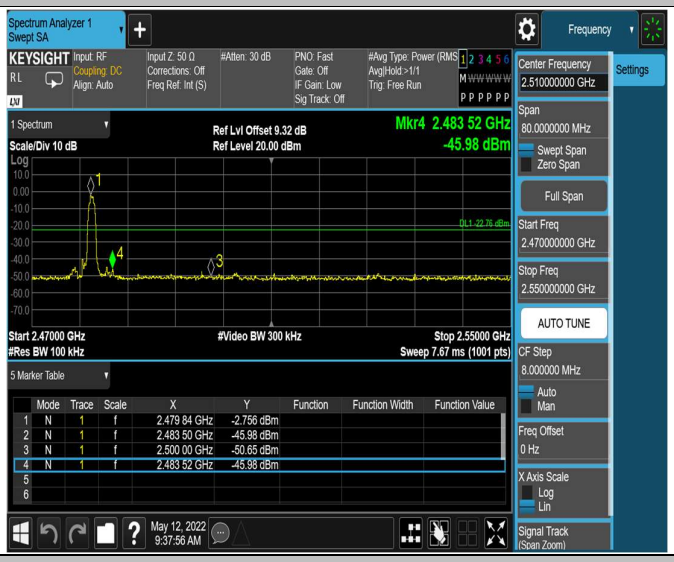

2DH5_Ant1_High_2480

2DH5_Ant1_Low_Hop_2402

2DH5_Ant1_High_Hop_2480

3DH5_Ant1_Low_2402