# FCC Test Report

Report No.: AGC00688230609FE05

| | | |
|---|---|---|
| **FCC ID** | : | 2A7DQ-Y6 |
| **APPLICATION PURPOSE** | : | Original Equipment |
| **PRODUCT DESIGNATION** | : | Solar Dual-Lens Panoramic Camera |
| **BRAND NAME** | : | KAANSKY |
| **MODEL NAME** | : | Y6 |
| **APPLICANT** | : | SHENZHEN KAANSKY TECHNOLOGY CO., LTD |
| **DATE OF ISSUE** | : | Jul. 03, 2023 |
| **STANDARD(S)<br>TEST PROCEDURE(S)** | : | FCC Part 15.247 |
| **REPORT VERSION** | : | V1.0 |

Attestation of Global Compliance (Shenzhen) Co., Ltd

Any report having not been signed by authorized approver, or having been altered without authorization, or having not been stamped by the "Dedicated Testing/Inspection Stamp" is deemed to be invalid. Copying or excerpting portion of, or altering the content of the report is not permitted without the written authorization of AGC. The test results presented in the report apply only to the tested sample. Any objections to report issued by AGC should be submitted to AGC within 15days after the issuance of the test report. Further enquiry of validity or verification of the test report should be addressed to AGC by agc01@agccert.com.

## REPORT REVISE RECORD

| Report Version | Revise Time | Issued Date | Valid Version | Notes |
|---|---|---|---|---|
| V1.0 | / | Jul. 03, 2023 | Valid | Initial Release |

Any report having not been signed by authorized approver, or having been altered without authorization, or having not been stamped by the "Dedicated Testing/Inspection Stamp" is deemed to be invalid. Copying or excerpting portion of, or altering the content of the report is not permitted without the written authorization of AGC. The test results presented in the report apply only to the tested sample. Any objections to report issued by AGC should be submitted to AGC within 15days after the issuance of the test report. Further enquiry of validity or verification of the test report should be addressed to AGC by agc01@agccert.com.

## TABLE OF CONTENTS

**1. VERIFICATION OF CONFORMITY ..... 5**

**2. GENERAL INFORMATION ..... 6**

2.1. PRODUCT DESCRIPTION ..... 6
2.2. TABLE OF CARRIER FREQUENCYS ..... 6
2.3. IEEE 802.11N MODULATION SCHEME ..... 7
2.4. RELATED SUBMITTAL(S) / GRANT (S) ..... 7
2.5. TEST METHODOLOGY ..... 7
2.6. SPECIAL ACCESSORIES ..... 7
2.7. EQUIPMENT MODIFICATIONS ..... 7
2.8. ANTENNA REQUIREMENT ..... 8

**3. MEASUREMENT UNCERTAINTY ..... 9**

**4. DESCRIPTION OF TEST MODES ..... 10**

**5. SYSTEM TEST CONFIGURATION ..... 11**

5.1. CONFIGURATION OF EUT SYSTEM ..... 11
5.2. EQUIPMENT USED IN EUT SYSTEM ..... 11
5.3. SUMMARY OF TEST RESULTS ..... 11

**6. TEST FACILITY ..... 12**

**7. OUTPUT POWER ..... 13**

7.1. MEASUREMENT PROCEDURE ..... 13
7.2. TEST SET-UP (BLOCK DIAGRAM OF CONFIGURATION) ..... 13
7.3. LIMITS AND MEASUREMENT RESULT ..... 14

**8. BANDWIDTH ..... 15**

8.1. MEASUREMENT PROCEDURE ..... 15
8.2. TEST SET-UP (BLOCK DIAGRAM OF CONFIGURATION) ..... 15
8.3. LIMITS AND MEASUREMENT RESULTS ..... 16

**9. CONDUCTED SPURIOUS EMISSION ..... 29**

9.1. MEASUREMENT PROCEDURE ..... 29
9.2. TEST SET-UP (BLOCK DIAGRAM OF CONFIGURATION) ..... 29
9.3. MEASUREMENT EQUIPMENT USEDJN ..... 29
9.4. LIMITS AND MEASUREMENT RESULT ..... 29

Any report having not been signed by authorized approver, or having been altered without authorization, or having not been stamped by the "Dedicated Testing/Inspection Stamp" is deemed to be invalid. Copying or excerpting portion of, or altering the content of the report is not permitted without the written authorization of AGC. The test results presented in the report apply only to the tested sample. Any objections to report issued by AGC should be submitted to AGC within 15days after the issuance of the test report. Further enquiry of validity or verification of the test report should be addressed to AGC by agc01@agccert.com.

**10. MAXIMUM CONDUCTED OUTPUT POWER SPECTRAL DENSITY ..... 44**

10.1 MEASUREMENT PROCEDURE ..... 44
10.2 TEST SET-UP (BLOCK DIAGRAM OF CONFIGURATION) ..... 44
10.3 MEASUREMENT EQUIPMENT USED ..... 44
10.4 LIMITS AND MEASUREMENT RESULT ..... 44

**11. RADIATED EMISSION ..... 51**

11.1. MEASUREMENT PROCEDURE ..... 51
11.2. TEST SETUP ..... 52
11.3. LIMITS AND MEASUREMENT RESULT ..... 53
11.4. TEST RESULT ..... 53

**12. LINE CONDUCTED EMISSION TEST ..... 75**

12.1. LIMITS OF LINE CONDUCTED EMISSION TEST ..... 75
12.2. BLOCK DIAGRAM OF LINE CONDUCTED EMISSION TEST ..... 75
12.3. PRELIMINARY PROCEDURE OF LINE CONDUCTED EMISSION TEST ..... 76
12.4. FINAL PROCEDURE OF LINE CONDUCTED EMISSION TEST ..... 76
12.5. TEST RESULT OF LINE CONDUCTED EMISSION TEST ..... 77

**APPENDIX A: PHOTOGRAPHS OF TEST SETUP ..... 79**

**APPENDIX B: PHOTOGRAPHS OF EUT ..... 79**

Any report having not been signed by authorized approver, or having been altered without authorization, or having not been stamped by the "Dedicated Testing/Inspection Stamp" is deemed to be invalid. Copying or excerpting portion of, or altering the content of the report is not permitted without the written authorization of AGC. The test results presented in the report apply only to the tested sample. Any objections to report issued by AGC should be submitted to AGC within 15days after the issuance of the test report. Further enquiry of validity or verification of the test report should be addressed to AGC by agc01@agccert.com.

## 1. VERIFICATION OF CONFORMITY

| | |
|---|---|
| **Applicant** | SHENZHEN KAANSKY TECHNOLOGY CO., LTD |
| **Address** | Unit2502, Building3B, Cloud Park, No.2018 Xuegang Road, Bantian, Longgang District, Shenzhen, China |
| **Manufacturer** | SHENZHEN KAANSKY TECHNOLOGY CO., LTD |
| **Address** | Unit2502, Building3B, Cloud Park, No.2018 Xuegang Road, Bantian, Longgang District, Shenzhen, China |
| **Factory** | SHENZHEN KAANSKY TECHNOLOGY CO., LTD |
| **Address** | Unit2502, Building3B, Cloud Park, No.2018 Xuegang Road, Bantian, Longgang District, Shenzhen, China |
| **Product Designation** | Solar Dual-Lens Panoramic Camera |
| **Brand Name** | KAANSKY |
| **Test Model** | Y6 |
| **Date of receipt of test item** | Jun. 06, 2023 |
| **Date of test** | Jun. 06, 2023 to Jun. 30, 2023 |
| **Deviation** | No any deviation from the test method |
| **Condition of Test Sample** | Normal |
| **Test Result** | Pass |
| **Report Template** | AGCRT-US-BGN/RF |

We hereby certify that:

The above equipment was tested by Attestation of Global Compliance (Shenzhen) Co., Ltd. The test data, data evaluation, test procedures, and equipment configurations shown in this report were made in accordance with the procedures given in ANSI C63.10 (2013) and the energy emitted by the sample EUT tested as described in this report is in compliance with radiated emission limits of FCC Rules Part 15.247.

| | | |
|---|---|---|
| Prepared By | Alan Duan<br>(Project Engineer) | Jul. 03, 2023 |
| Reviewed By | Calvin Liu<br>(Reviewer) | Jul. 03, 2023 |
| Approved By | Max Zhang<br>(Authorized Officer) | Jul. 03, 2023 |

Any report having not been signed by authorized approver, or having been altered without authorization, or having not been stamped by the "Dedicated Testing/Inspection Stamp" is deemed to be invalid. Copying or excerpting portion of, or altering the content of the report is not permitted without the written authorization of AGC. The test results presented in the report apply only to the tested sample. Any objections to report issued by AGC should be submitted to AGC within 15days after the issuance of the test report. Further enquiry of validity or verification of the test report should be addressed to AGC by agc01@agccert.com.

# 2. GENERAL INFORMATION

## 2.1. PRODUCT DESCRIPTION

The EUT is designed as “Solar Dual-Lens Panoramic Camera”. It is designed by way of utilizing the DSSS and OFDM technology to achieve the system operation.

A major technical description of EUT is described as following

| | |
|---|---|
| **Operation Frequency** | 2.412 GHz ~ 2.462GHz |
| **Output Power (Average)** | IEEE 802.11b: 14.27dBm; IEEE 802.11g: 15.79dBm;<br>IEEE 802.11n(20): 15.40dBm; IEEE 802.11n(40): 13.52dBm |
| **Output Power (Peak)** | IEEE 802.11b: 18.62dBm; IEEE 802.11g: 21.43dBm;<br>IEEE 802.11n(20): 21.50dBm; IEEE 802.11n(40): 20.03dBm |
| **Modulation** | DSSS(DBPSK/DQPSK/CCK); OFDM(BPSK/QPSK/16-QAM/64-QAM) |
| **Number of channels** | 11 |
| **Hardware Version** | V1.0 |
| **Software Version** | V1.0 |
| **Antenna Designation** | FPC Antenna (Comply with requirements of the FCC part 15.203) |
| **Antenna Gain** | 4.26dBi |
| **Power Supply** | DC 3.7V by battery or DC 5V by adapter |

## 2.2. TABLE OF CARRIER FREQUENCYS

| Frequency Band | Channel Number | Frequency |
|---|---|---|
| 2400~2483.5MHZ | 1 | 2412 MHZ |
| | 2 | 2417 MHZ |
| | 3 | 2422 MHZ |
| | 4 | 2427 MHZ |
| | 5 | 2432 MHZ |
| | 6 | 2437 MHZ |
| | 7 | 2442 MHZ |
| | 8 | 2447 MHZ |
| | 9 | 2452 MHZ |
| | 10 | 2457 MHZ |
| | 11 | 2462 MHZ |

Note: For 20MHZ bandwidth system use Channel 1 to Channel 11. For 40MHZ bandwidth system use Channel 3 to Channel 9

Any report having not been signed by authorized approver, or having been altered without authorization, or having not been stamped by the “Dedicated Testing/Inspection Stamp” is deemed to be invalid. Copying or excerpting portion of, or altering the content of the report is not permitted without the written authorization of AGC. The test results presented in the report apply only to the tested sample. Any objections to report issued by AGC should be submitted to AGC within 15days after the issuance of the test report. Further enquiry of validity or verification of the test report should be addressed to AGC by agc01@agccert.com.

### 2.3. IEEE 802.11N MODULATION SCHEME

| MCS Index | Nss | Modulation | R | NBPSC | NCBPS | | NDBPS | | Data rate(Mbps) 800nsGI | |
|---|---|---|---|---|---|---|---|---|---|---|
| | | | | | 20MHz | 40MHz | 20MHz | 40MHz | 20MHz | 40MHz |
| 0 | 1 | BPSK | 1/2 | 1 | 52 | 108 | 26 | 54 | 6.5 | 13.5 |
| 1 | 1 | QPSK | 1/2 | 2 | 104 | 216 | 52 | 108 | 13.0 | 27.0 |
| 2 | 1 | QPSK | 3/4 | 2 | 104 | 216 | 78 | 162 | 19.5 | 40.5 |
| 3 | 1 | 16-QAM | 1/2 | 4 | 208 | 432 | 104 | 216 | 26.0 | 54.0 |
| 4 | 1 | 16-QAM | 3/4 | 4 | 208 | 432 | 156 | 324 | 39.0 | 81.0 |
| 5 | 1 | 64-QAM | 2/3 | 6 | 312 | 648 | 208 | 432 | 52.0 | 108.0 |
| 6 | 1 | 64-QAM | 3/4 | 6 | 312 | 648 | 234 | 489 | 58.5 | 121.5 |
| 7 | 1 | 64-QAM | 5/6 | 6 | 312 | 648 | 260 | 540 | 65.0 | 135.0 |

| Symbol | Explanation |
|---|---|
| NSS | Number of spatial streams |
| R | Code rate |
| NBPSC | Number of coded bits per single carrier |
| NCBPS | Number of coded bits per symbol |
| NDBPS | Number of data bits per symbol |
| GI | Guard interval |

### 2.4. RELATED SUBMITTAL(S) / GRANT (S)

This submittal(s) (test report) is intended for **FCC ID: 2A7DQ-Y6** filing to comply with the FCC Part 15 requirements.

### 2.5. TEST METHODOLOGY

KDB 558074 D01 15.247 Meas Guidance v05: Guidance for compliance measurements on Digital transmissio n system, frequency hopping spread spectrum system, and hybrid system devices operating under section 15.247 of the FCC rules
ANSI C63.10:2013: American National Standard for Testing Unlicensed Wireless Devices

### 2.6. SPECIAL ACCESSORIES

Refer to section 5.2.

### 2.7. EQUIPMENT MODIFICATIONS

Not available for this EUT intended for grant.

Any report having not been signed by authorized approver, or having been altered without authorization, or having not been stamped by the "Dedicated Testing/Inspection Stamp" is deemed to be invalid. Copying or excerpting portion of, or altering the content of the report is not permitted without the written authorization of AGC. The test results presented in the report apply only to the tested sample. Any objections to report issued by AGC should be submitted to AGC within 15days after the issuance of the test report. Further enquiry of validity or verification of the test report should be addressed to AGC by agc01@agccert.com.

## 2.8. ANTENNA REQUIREMENT

This intentional radiator is designed with a permanently attached antenna of an antenna to ensure that no antenna other than that furnished by the responsible party shall be used with the device.
For more information of the antenna, please refer to the APPENDIX B: PHOTOGRAPHS OF EUT.

Any report having not been signed by authorized approver, or having been altered without authorization, or having not been stamped by the "Dedicated Testing/Inspection Stamp" is deemed to be invalid. Copying or excerpting portion of, or altering the content of the report is not permitted without the written authorization of AGC. The test results presented in the report apply only to the tested sample. Any objections to report issued by AGC should be submitted to AGC within 15days after the issuance of the test report. Further enquiry of validity or verification of the test report should be addressed to AGC by agc01@agccert.com.

## 3. MEASUREMENT UNCERTAINTY

The reported uncertainty of measurement y ±U, where expended uncertainty U is based on a standard uncertainty multiplied by a coverage factor of k=2, providing a level of confidence of approximately 95%.

| Item | Measurement Uncertainty |
|---|---|
| Uncertainty of Conducted Emission for AC Port | $U_c$ = ±3.1 dB |
| Uncertainty of Radiated Emission below 1GHz | $U_c$ = ±4.0 dB |
| Uncertainty of Radiated Emission above 1GHz | $U_c$ = ±4.8 dB |
| Uncertainty of total RF power, conducted | $U_c$ = ±0.8 dB |
| Uncertainty of RF power density, conducted | $U_c$ = ±2.6 dB |
| Uncertainty of spurious emissions, conducted | $U_c$ = ±2 % |
| Uncertainty of Occupied Channel Bandwidth | $U_c$ = ±2 % |

Any report having not been signed by authorized approver, or having been altered without authorization, or having not been stamped by the "Dedicated Testing/Inspection Stamp" is deemed to be invalid. Copying or excerpting portion of, or altering the content of the report is not permitted without the written authorization of AGC. The test results presented in the report apply only to the tested sample. Any objections to report issued by AGC should be submitted to AGC within 15days after the issuance of the test report. Further enquiry of validity or verification of the test report should be addressed to AGC by agc01@agccert.com.

## 4. DESCRIPTION OF TEST MODES

| NO. | TEST MODE DESCRIPTION |
|---|---|
| 1 | Low channel transmitting (TX) |
| 2 | Middle channel transmitting (TX) |
| 3 | High channel transmitting (TX) |

Note:
Transmit by 802.11b with Date rate (1/2/5.5/11)
Transmit by 802.11g with Date rate (6/9/12/18/24/36/48/54)
Transmit by 802.11n (20MHz) with Date rate (6.5/13/19.5/26/39/52/58.5/65)
Transmit by 802.11n (40MHz) with Date rate (13.5/27/40.5/54/81/108/121.5/135)
The test channel for 20MHZ bandwidth system is channel 1, 6 and 11.
The test channel for 40MHZ bandwidth system is channel 3, 6 and 9.

**Note:**

1. The EUT has been set to operate continuously on the lowest, middle and highest operation frequency Individually, and the EUT is operating at its maximum duty cycle>or equal 98%
2. All modes under which configure applicable have been tested and the worst mode test data recording in the test report, if no other mode data.

Software Setting Diagram

Any report having not been signed by authorized approver, or having been altered without authorization, or having not been stamped by the "Dedicated Testing/Inspection Stamp" is deemed to be invalid. Copying or excerpting portion of, or altering the content of the report is not permitted without the written authorization of AGC. The test results presented in the report apply only to the tested sample. Any objections to report issued by AGC should be submitted to AGC within 15days after the issuance of the test report. Further enquiry of validity or verification of the test report should be addressed to AGC by agc01@agccert.com.

# 5. SYSTEM TEST CONFIGURATION

## 5.1. CONFIGURATION OF EUT SYSTEM

Radiated Emission Configure:

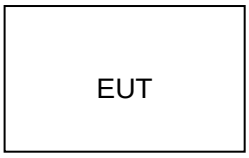


Conducted Emission Configure:

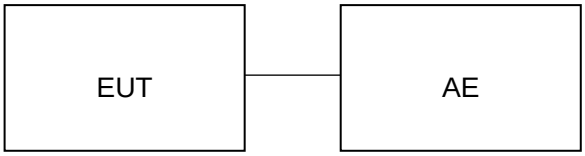


## 5.2. EQUIPMENT USED IN EUT SYSTEM

| Item | Equipment | Model No. | ID or Specification | Remark |
|---|---|---|---|---|
| 1 | Solar Dual-Lens Panoramic Camera | Y6 | 2A7DQ-Y6 | EUT |
| 2 | Adapter | HW-050200C01 | N/A | AE |

## 5.3. SUMMARY OF TEST RESULTS

| FCC RULES | DESCRIPTION OF TEST | RESULT |
|---|---|---|
| §15.247 | Output Power | Compliant |
| §15.247 | 6 dB Bandwidth | Compliant |
| §15.247 | Conducted Spurious Emission | Compliant |
| §15.247 | Maximum Conducted Output Power Spectral Density | Compliant |
| §15.209 | Radiated Emission | Compliant |
| §15.247 | Band Edges | Compliant |
| §15.207 | Line Conduction Emission | Compliant |

Any report having not been signed by authorized approver, or having been altered without authorization, or having not been stamped by the "Dedicated Testing/Inspection Stamp" is deemed to be invalid. Copying or excerpting portion of, or altering the content of the report is not permitted without the written authorization of AGC. The test results presented in the report apply only to the tested sample. Any objections to report issued by AGC should be submitted to AGC within 15days after the issuance of the test report. Further enquiry of validity or verification of the test report should be addressed to AGC by agc01@agccert.com.

## 6. TEST FACILITY

| | |
|---|---|
| **Test Site** | Attestation of Global Compliance (Shenzhen) Co., Ltd |
| **Location** | 1-2/F, Building 19, Junfeng Industrial Park, Chongqing Road, Heping Community, Fuhai Street, Bao'an District, Shenzhen, Guangdong, China |
| **Designation Number** | CN1259 |
| **FCC Test Firm Registration Number** | 975832 |
| **A2LA Cert. No.** | 5054.02 |
| **Description** | Attestation of Global Compliance(Shenzhen) Co., Ltd is accredited by A2LA |

**TEST EQUIPMENT OF CONDUCTED EMISSION TEST**

| Equipment | Manufacturer | Model | S/N | Cal. Date | Cal. Due |
|---|---|---|---|---|---|
| TEST RECEIVER | R&S | ESPI | 101206 | Jun.03, 2023 | Jun.02, 2024 |
| LISN | R&S | ESH2-Z5 | 100086 | Jun.03, 2023 | Jun.02, 2024 |
| Test software | R&S | ES-K1(Ver.V1.71) | N/A | N/A | N/A |

**TEST EQUIPMENT OF RADIATED EMISSION TEST**

| Equipment | Manufacturer | Model | S/N | Cal. Date | Cal. Due |
|---|---|---|---|---|---|
| TEST RECEIVER | R&S | ESCI | 10096 | Feb. 18, 2023 | Feb. 17, 2024 |
| EXA Signal Analyzer | Aglient | N9010A | MY53470504 | Aug. 04, 2022 | Aug. 03, 2023 |
| 2.4GHz Fliter | Micro-tronics | 087 | N/A | Mar. 22, 2022 | Mar. 21, 2024 |
| Attenuator | Weinachel Corp | 58-30-33 | N/A | Aug. 04, 2022 | Aug. 03, 2024 |
| Horn antenna | SCHWARZBECK | BBHA 9170 | #768 | Oct. 31, 2021 | Oct. 30, 2023 |
| Active loop antenna (9K-30MHz) | ZHINAN | ZN30900C | 18051 | Mar. 12, 2022 | Mar. 11, 2024 |
| Double-Ridged Waveguide Horn | ETS LINDGREN | 3117 | 00034609 | Mar. 23, 2023 | Mar. 22, 2024 |
| Broadband Preamplifier | ETS LINDGREN | 3117PA | 00225134 | Sep. 02, 2022 | Sep. 01, 2024 |
| ANTENNA | SCHWARZBECK | VULB9168 | D69250 | May 11, 2023 | May 10, 2025 |
| Test software | Tonscend | JS32-RE (Ver.2.5) | N/A | N/A | N/A |

Any report having not been signed by authorized approver, or having been altered without authorization, or having not been stamped by the "Dedicated Testing/Inspection Stamp" is deemed to be invalid. Copying or excerpting portion of, or altering the content of the report is not permitted without the written authorization of AGC. The test results presented in the report apply only to the tested sample. Any objections to report issued by AGC should be submitted to AGC within 15days after the issuance of the test report. Further enquiry of validity or verification of the test report should be addressed to AGC by agc01@agccert.com.

# 7. OUTPUT POWER

## 7.1. MEASUREMENT PROCEDURE

For average power test:

1. Connect EUT RF output port to power sensor through an RF attenuator.
2. Connect the power sensor to the PC.
3. Set the EUT Work on the top, the middle and the bottom operation frequency individually.
4. Record the maximum power from the software.

**Note：**The EUT was tested according to ANSI C63.10 (2013) for compliance to FCC 47CFR 15.247 requirements.

## 7.2. TEST SET-UP (BLOCK DIAGRAM OF CONFIGURATION)

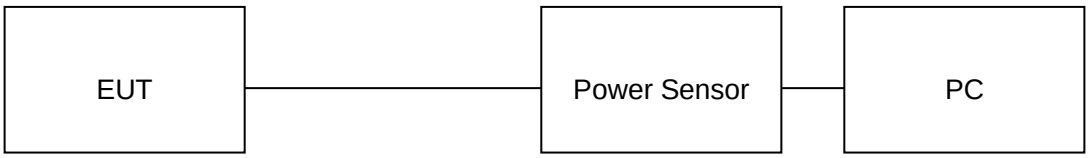


Any report having not been signed by authorized approver, or having been altered without authorization, or having not been stamped by the "Dedicated Testing/Inspection Stamp" is deemed to be invalid. Copying or excerpting portion of, or altering the content of the report is not permitted without the written authorization of AGC. The test results presented in the report apply only to the tested sample. Any objections to report issued by AGC should be submitted to AGC within 15days after the issuance of the test report. Further enquiry of validity or verification of the test report should be addressed to AGC by agc01@agccert.com.

## 7.3. LIMITS AND MEASUREMENT RESULT

| Test Data of Conducted Output Power | | | | | |
|---|---|---|---|---|---|
| Test Mode | Test Channel (MHz) | Average Power (dBm) | Peak Power (dBm) | Limits (dBm) | Pass or Fail |
| 802.11b | 2412 | 13.60 | 18.62 | ≤30 | Pass |
| | 2437 | 13.47 | 17.36 | ≤30 | Pass |
| | 2462 | 14.27 | 18.19 | ≤30 | Pass |
| 802.11g | 2412 | 15.79 | 21.43 | ≤30 | Pass |
| | 2437 | 15.63 | 21.26 | ≤30 | Pass |
| | 2462 | 15.44 | 21.19 | ≤30 | Pass |
| 802.11n20 | 2412 | 15.40 | 21.20 | ≤30 | Pass |
| | 2437 | 15.26 | 21.10 | ≤30 | Pass |
| | 2462 | 15.10 | 21.50 | ≤30 | Pass |
| 802.11n40 | 2422 | 13.43 | 19.95 | ≤30 | Pass |
| | 2437 | 13.26 | 19.79 | ≤30 | Pass |
| | 2452 | 13.52 | 20.03 | ≤30 | Pass |

Any report having not been signed by authorized approver, or having been altered without authorization, or having not been stamped by the "Dedicated Testing/Inspection Stamp" is deemed to be invalid. Copying or excerpting portion of, or altering the content of the report is not permitted without the written authorization of AGC. The test results presented in the report apply only to the tested sample. Any objections to report issued by AGC should be submitted to AGC within 15days after the issuance of the test report. Further enquiry of validity or verification of the test report should be addressed to AGC by agc01@agccert.com.

# 8. BANDWIDTH

## 8.1. MEASUREMENT PROCEDURE

6dB bandwidth:

1. Connect EUT RF output port to the Spectrum Analyzer through an RF attenuator
2. Set the EUT Work on the top, the middle and the bottom operation frequency individually.
3. Set SPA Centre Frequency = Operation Frequency, RBW= 100 kHz, VBW≥3×RBW.
4. Set SPA Trace 1 Max hold, then View.

Occupied bandwidth:

1. Connect EUT RF output port to the Spectrum Analyzer through an RF attenuator
2, Set the EUT Work on the top, the middle and the bottom operation frequency individually.
3. Set Span = approximately 2 to 5 times the 20 dB bandwidth, centered on a hoping channel
   The nominal IF filter bandwidth (3 dB RBW) shall be in the range of 1% to 5% of the OBW and video bandwidth (VBW) shall be approximately three times RBW; Sweep = auto; Detector function = peak
4. Set SPA Trace 1 Max hold, then View.

**Note:** The EUT was tested according to ANSI C63.10 for compliance to FCC PART 15.247 requirements.

## 8.2. TEST SET-UP (BLOCK DIAGRAM OF CONFIGURATION)

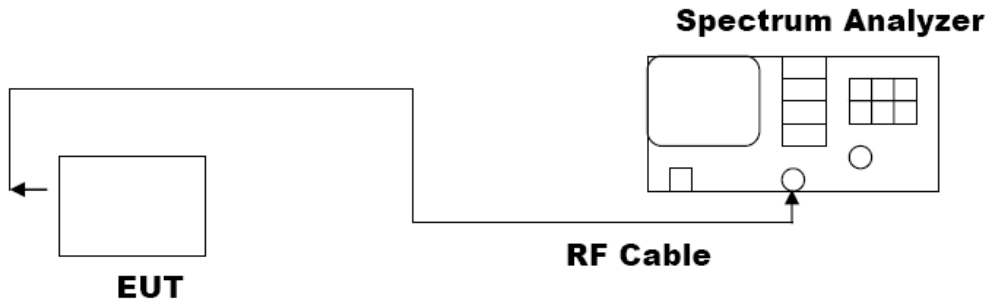


Any report having not been signed by authorized approver, or having been altered without authorization, or having not been stamped by the "Dedicated Testing/Inspection Stamp" is deemed to be invalid. Copying or excerpting portion of, or altering the content of the report is not permitted without the written authorization of AGC. The test results presented in the report apply only to the tested sample. Any objections to report issued by AGC should be submitted to AGC within 15days after the issuance of the test report. Further enquiry of validity or verification of the test report should be addressed to AGC by agc01@agccert.com.

## 8.3. LIMITS AND MEASUREMENT RESULTS

| Test Data of Occupied Bandwidth and DTS Bandwidth | | | | | |
|---|---|---|---|---|---|
| Test Mode | Test Channel (MHz) | 99% Occupied Bandwidth (MHz) | -6dB Bandwidth (MHz) | Limits (MHz) | Pass or Fail |
| 802.11b | 2412 | 15.239 | 10.07 | ⩾0.5 | Pass |
| | 2437 | 15.212 | 9.788 | ⩾0.5 | Pass |
| | 2462 | 15.248 | 9.784 | ⩾0.5 | Pass |
| 802.11g | 2412 | 15.362 | 5.126 | ⩾0.5 | Pass |
| | 2437 | 15.362 | 5.132 | ⩾0.5 | Pass |
| | 2462 | 15.376 | 5.318 | ⩾0.5 | Pass |
| 802.11n20 | 2412 | 16.505 | 5.135 | ⩾0.5 | Pass |
| | 2437 | 16.472 | 5.098 | ⩾0.5 | Pass |
| | 2462 | 16.487 | 6.393 | ⩾0.5 | Pass |
| 802.11n40 | 2422 | 33.022 | 10.13 | ⩾0.5 | Pass |
| | 2437 | 32.964 | 10.11 | ⩾0.5 | Pass |
| | 2452 | 32.975 | 10.10 | ⩾0.5 | Pass |

Any report having not been signed by authorized approver, or having been altered without authorization, or having not been stamped by the "Dedicated Testing/Inspection Stamp" is deemed to be invalid. Copying or excerpting portion of, or altering the content of the report is not permitted without the written authorization of AGC. The test results presented in the report apply only to the tested sample. Any objections to report issued by AGC should be submitted to AGC within 15days after the issuance of the test report. Further enquiry of validity or verification of the test report should be addressed to AGC by agc01@agccert.com.

## Test Graphs of Occupied Bandwidth

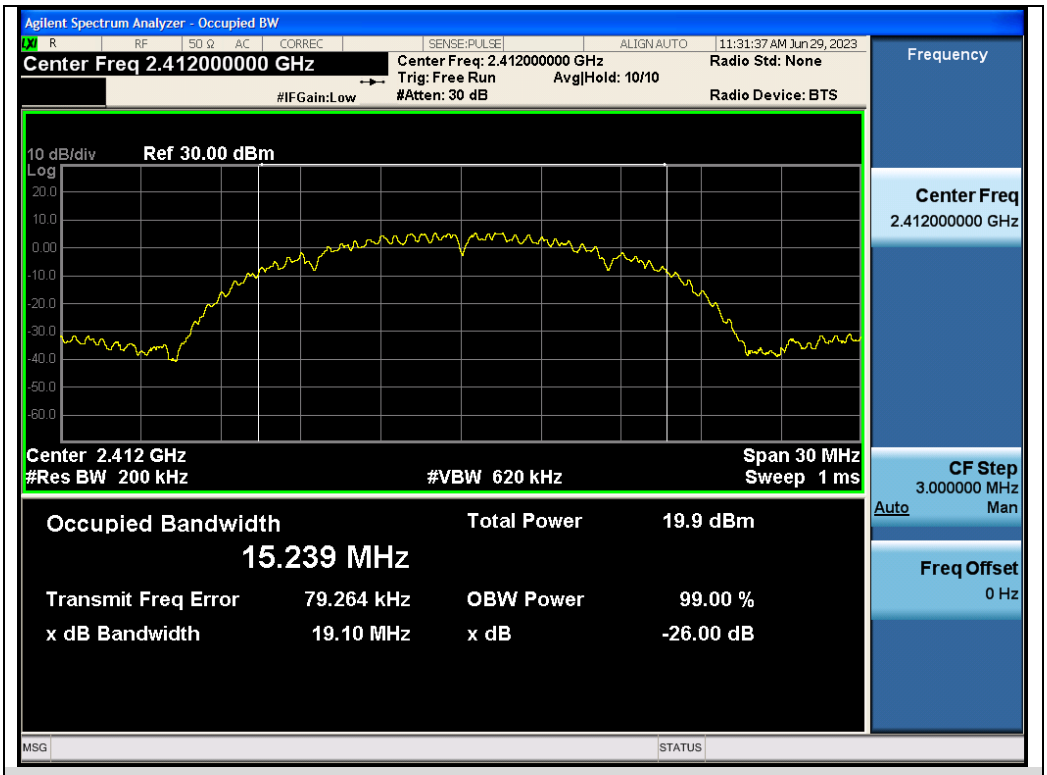


Test_Graph_802.11b_ANT1_2412_1Mbps_OBW

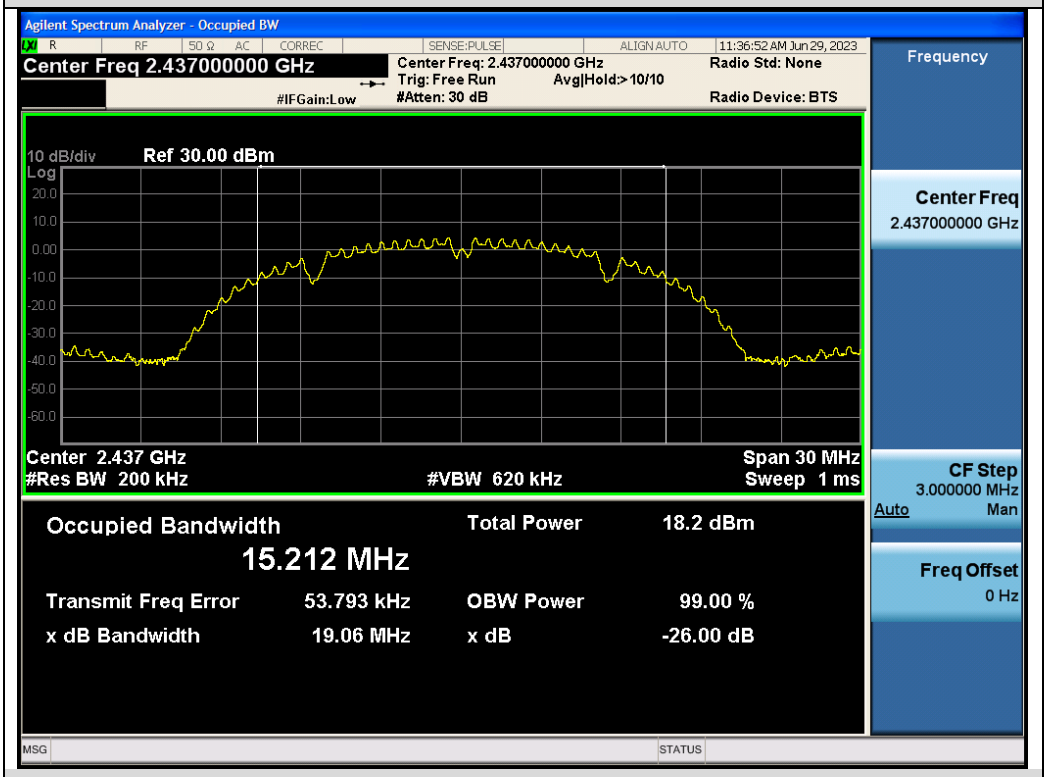


Test_Graph_802.11b_ANT1_2437_1Mbps_OBW

Any report having not been signed by authorized approver, or having been altered without authorization, or having not been stamped by the "Dedicated Testing/Inspection Stamp" is deemed to be invalid. Copying or excerpting portion of, or altering the content of the report is not permitted without the written authorization of AGC. The test results presented in the report apply only to the tested sample. Any objections to report issued by AGC should be submitted to AGC within 15days after the issuance of the test report. Further enquiry of validity or verification of the test report should be addressed to AGC by agc01@agccert.com.

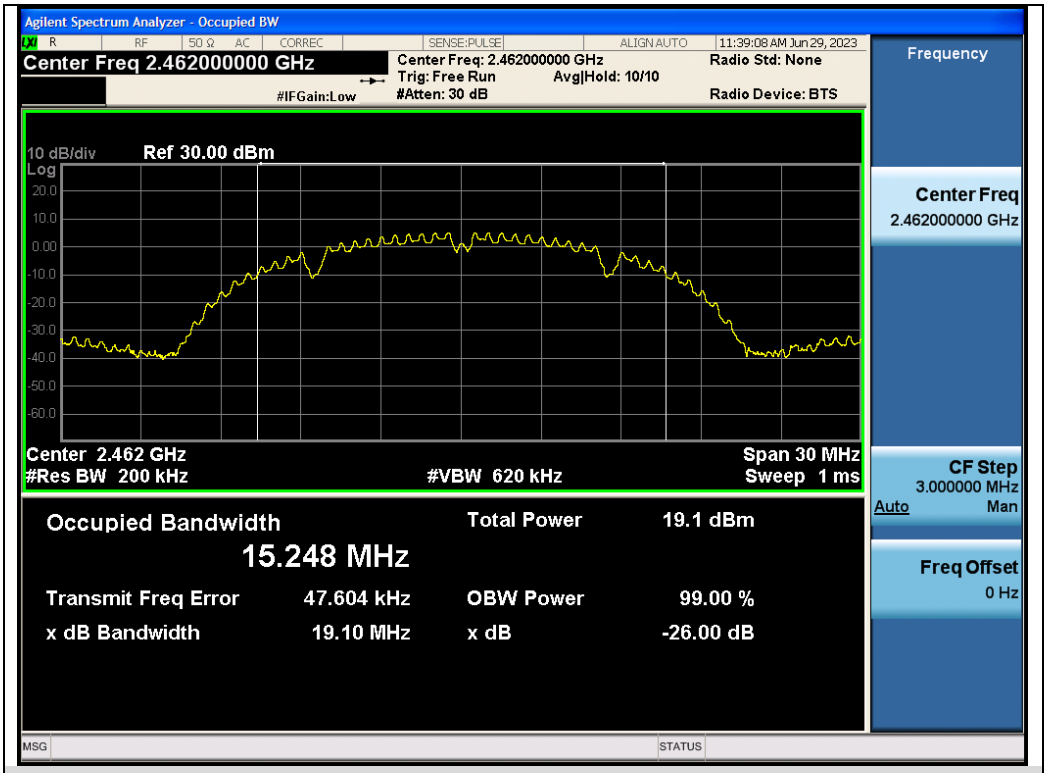


Test_Graph_802.11b_ANT1_2462_1Mbps_OBW

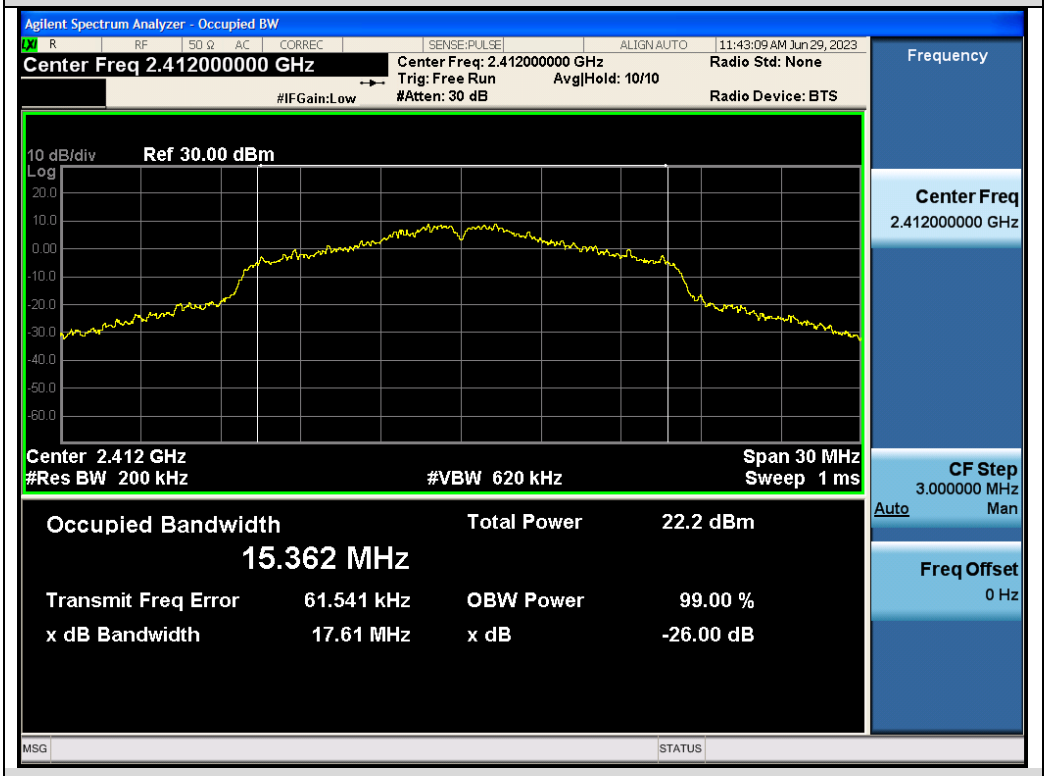


Test_Graph_802.11g_ANT1_2412_6Mbps_OBW

Any report having not been signed by authorized approver, or having been altered without authorization, or having not been stamped by the "Dedicated Testing/Inspection Stamp" is deemed to be invalid. Copying or excerpting portion of, or altering the content of the report is not permitted without the written authorization of AGC. The test results presented in the report apply only to the tested sample. Any objections to report issued by AGC should be submitted to AGC within 15days after the issuance of the test report. Further enquiry of validity or verification of the test report should be addressed to AGC by agc01@agccert.com.

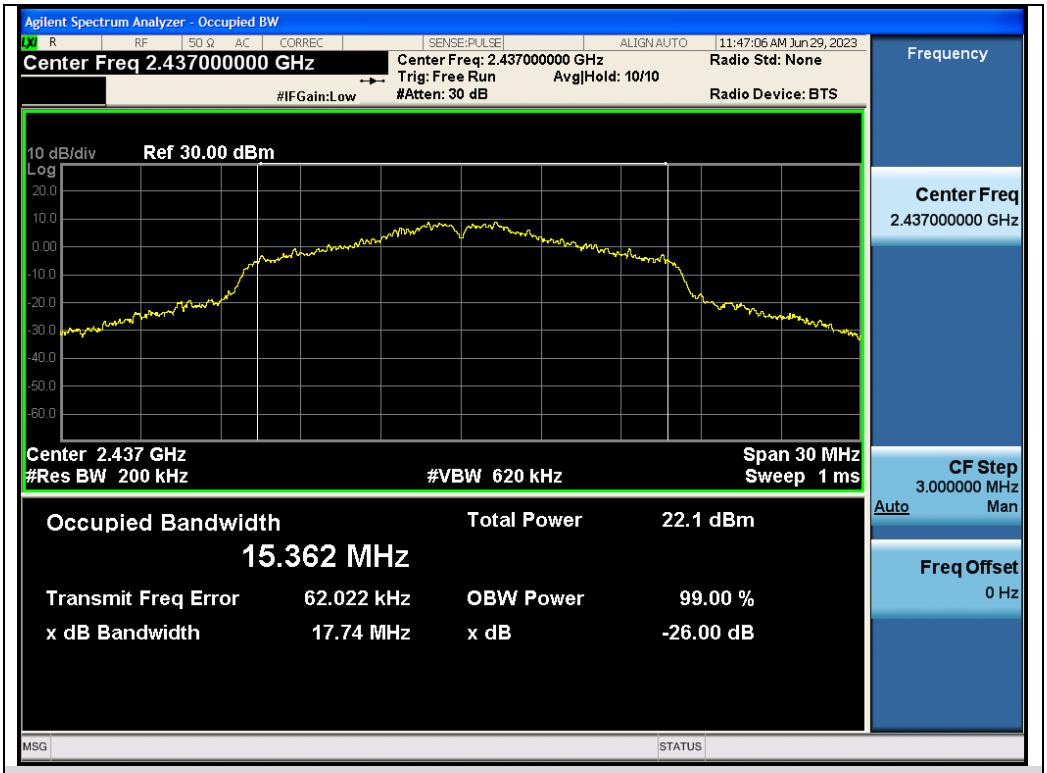


Test_Graph_802.11g_ANT1_2437_6Mbps_OBW

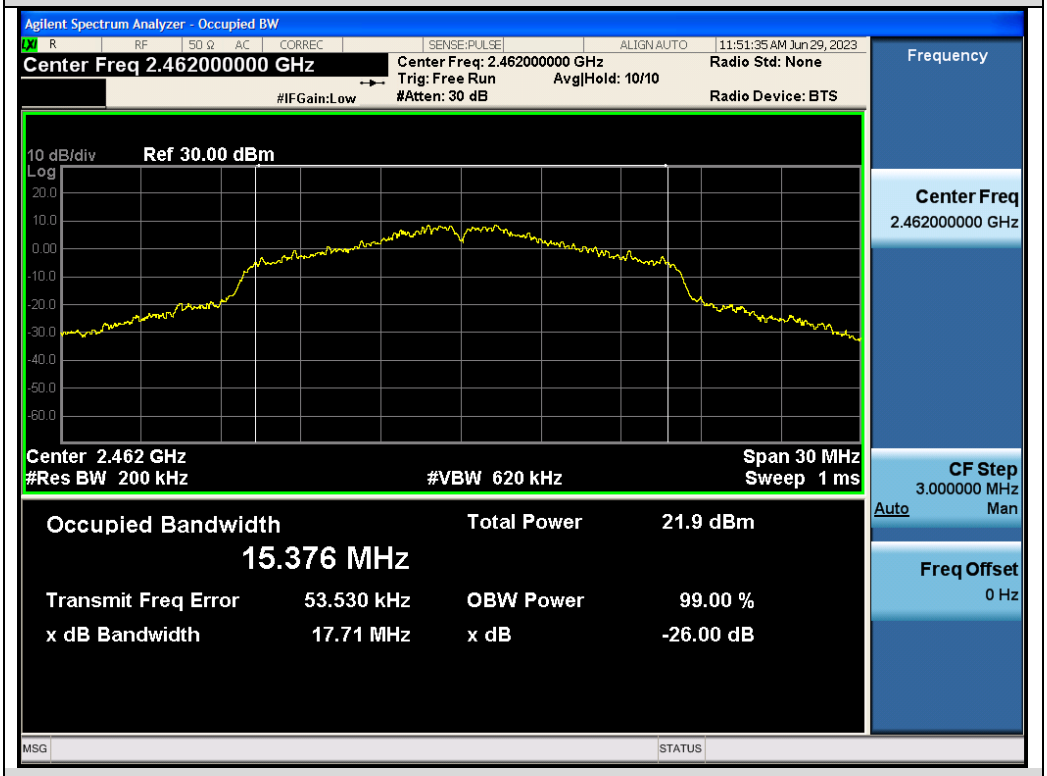


Test_Graph_802.11g_ANT1_2462_6Mbps_OBW

Any report having not been signed by authorized approver, or having been altered without authorization, or having not been stamped by the "Dedicated Testing/Inspection Stamp" is deemed to be invalid. Copying or excerpting portion of, or altering the content of the report is not permitted without the written authorization of AGC. The test results presented in the report apply only to the tested sample. Any objections to report issued by AGC should be submitted to AGC within 15days after the issuance of the test report. Further enquiry of validity or verification of the test report should be addressed to AGC by agc01@agccert.com.

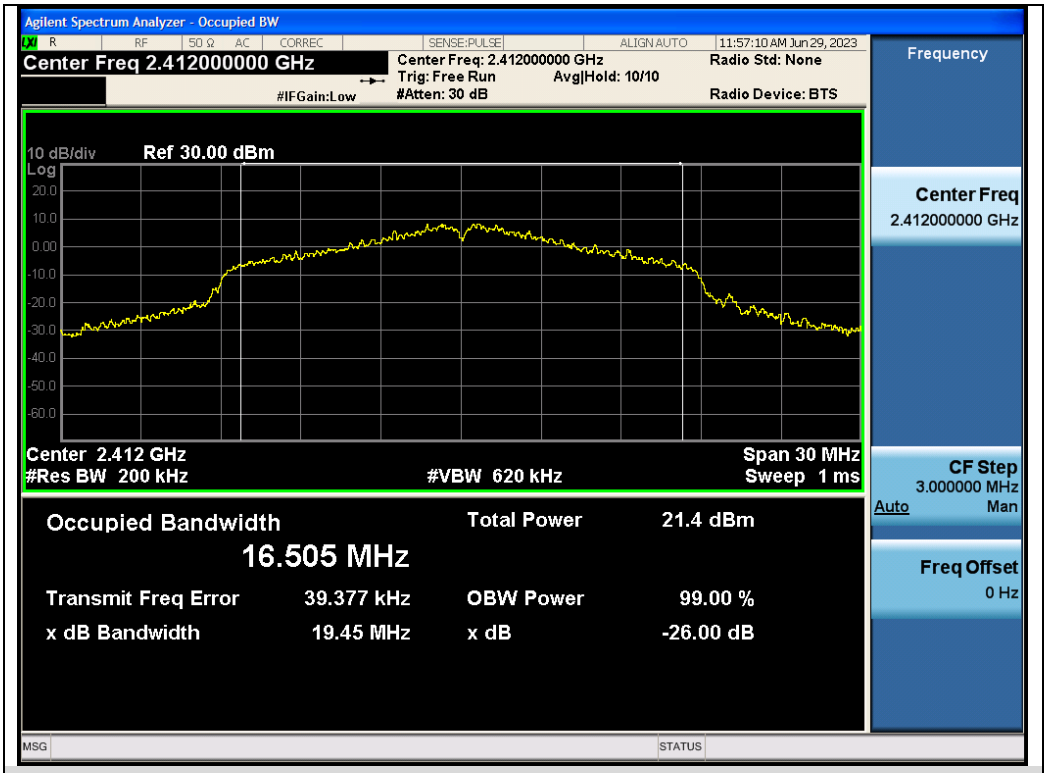


Test_Graph_802.11n20_ANT1_2412_MCS0_OBW

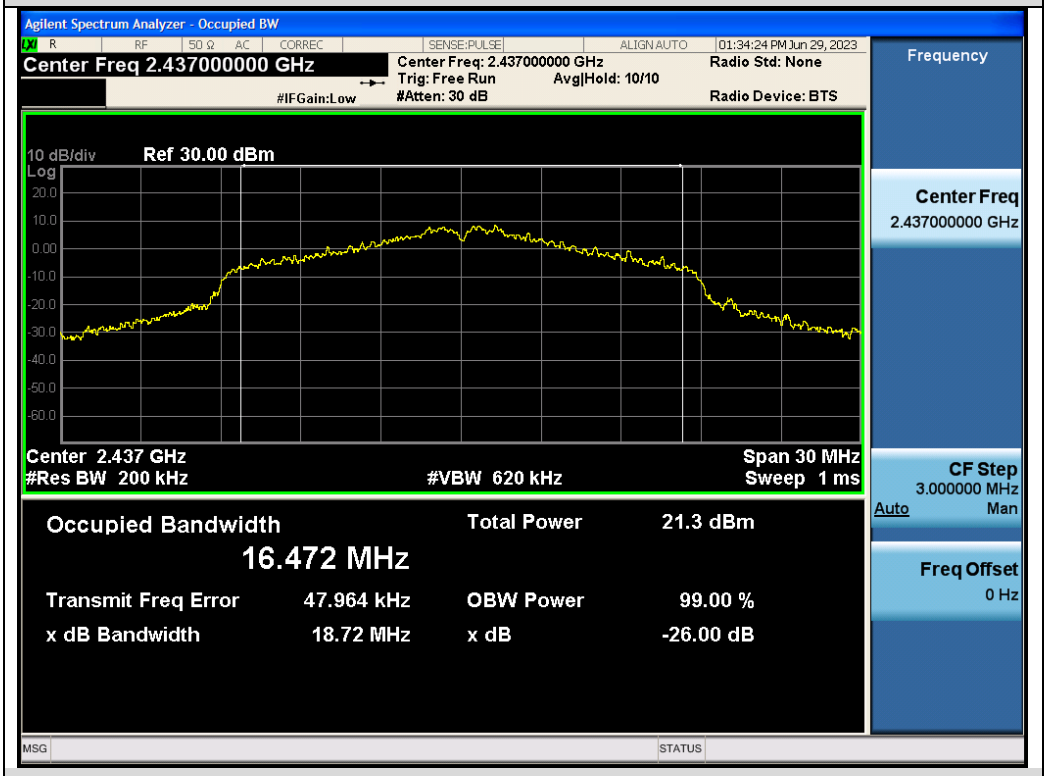


Test_Graph_802.11n20_ANT1_2437_MCS0_OBW

Any report having not been signed by authorized approver, or having been altered without authorization, or having not been stamped by the "Dedicated Testing/Inspection Stamp" is deemed to be invalid. Copying or excerpting portion of, or altering the content of the report is not permitted without the written authorization of AGC. The test results presented in the report apply only to the tested sample. Any objections to report issued by AGC should be submitted to AGC within 15days after the issuance of the test report. Further enquiry of validity or verification of the test report should be addressed to AGC by agc01@agccert.com.

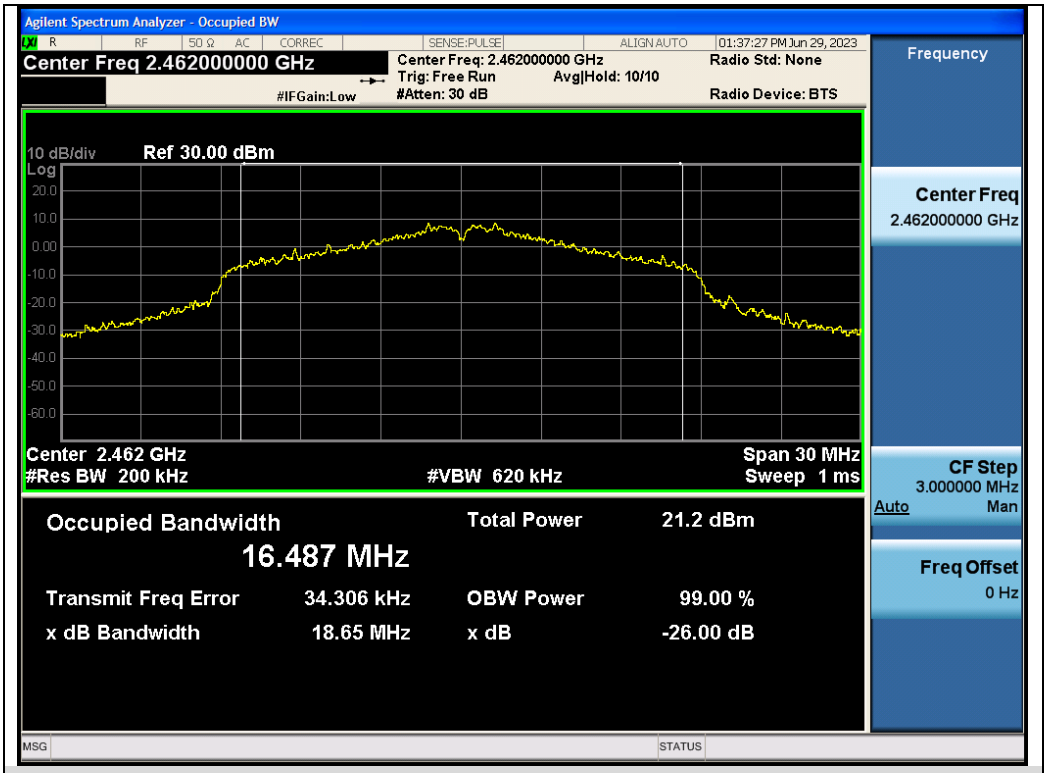


Test_Graph_802.11n20_ANT1_2462_MCS0_OBW

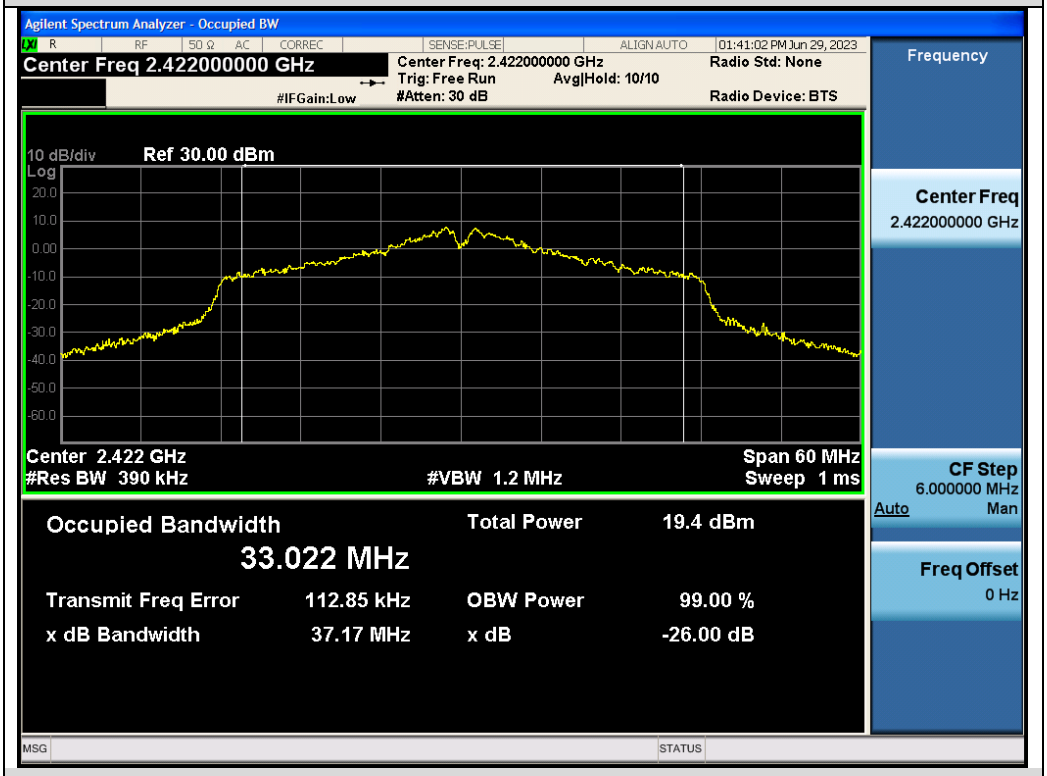


Test_Graph_802.11n40_ANT1_2422_MCS0_OBW

Any report having not been signed by authorized approver, or having been altered without authorization, or having not been stamped by the "Dedicated Testing/Inspection Stamp" is deemed to be invalid. Copying or excerpting portion of, or altering the content of the report is not permitted without the written authorization of AGC. The test results presented in the report apply only to the tested sample. Any objections to report issued by AGC should be submitted to AGC within 15days after the issuance of the test report. Further enquiry of validity or verification of the test report should be addressed to AGC by agc01@agccert.com.

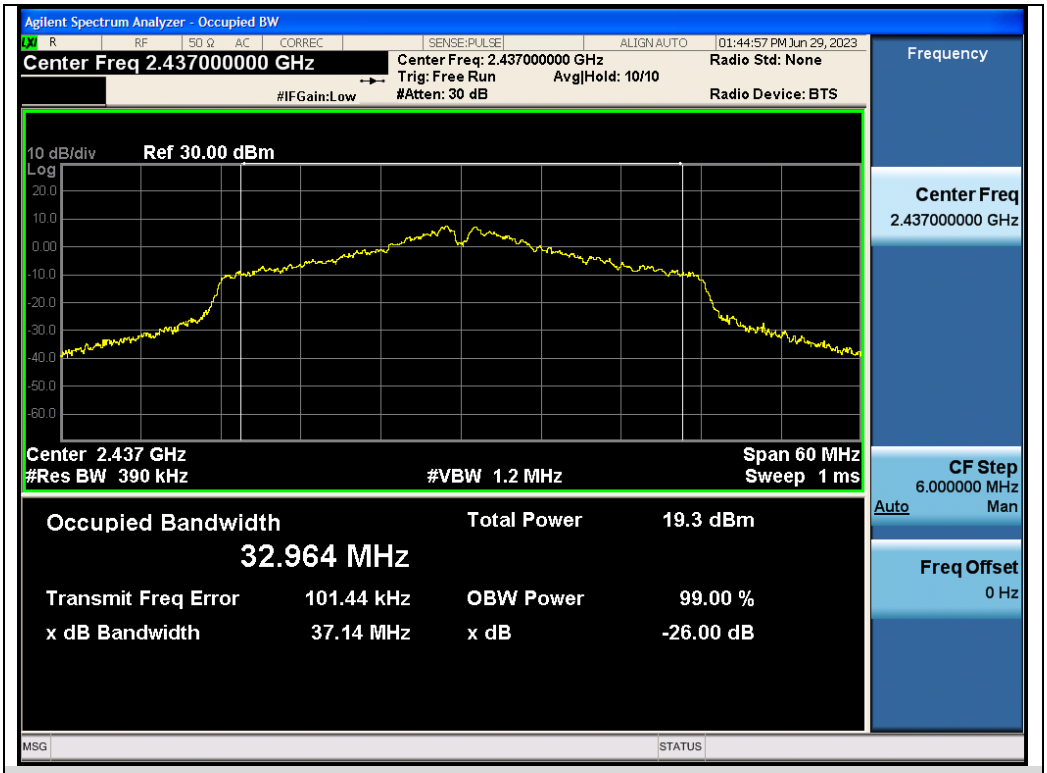


Test_Graph_802.11n40_ANT1_2437_MCS0_OBW

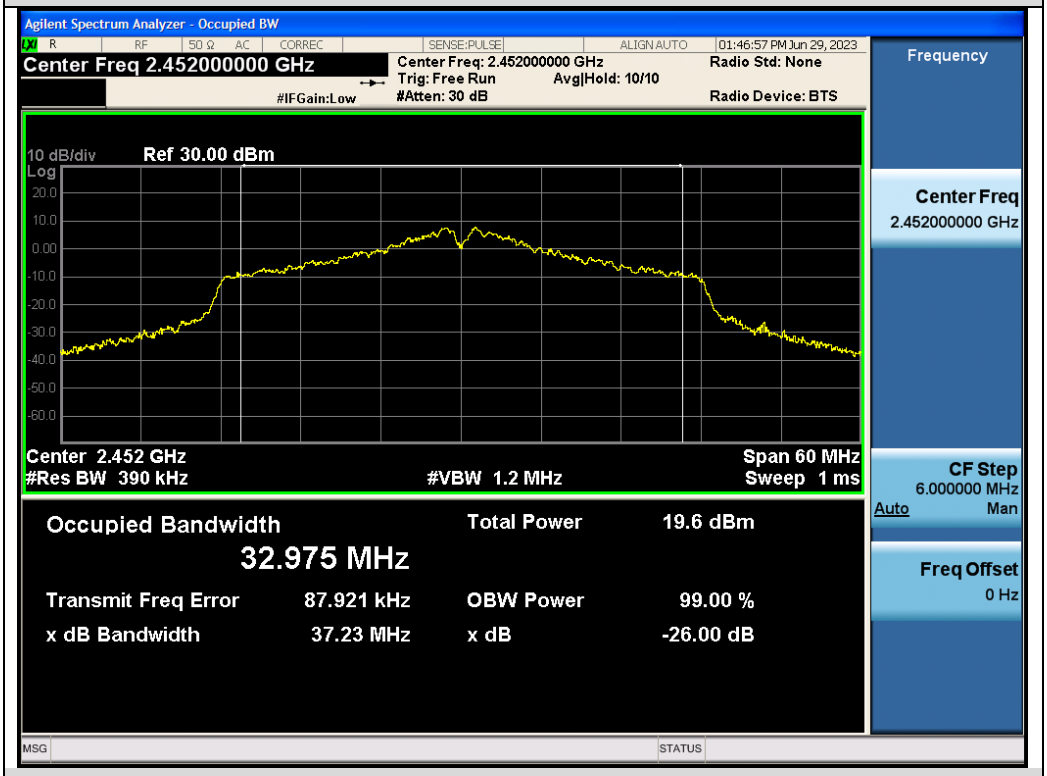


Test_Graph_802.11n40_ANT1_2452_MCS0_OBW

Any report having not been signed by authorized approver, or having been altered without authorization, or having not been stamped by the "Dedicated Testing/Inspection Stamp" is deemed to be invalid. Copying or excerpting portion of, or altering the content of the report is not permitted without the written authorization of AGC. The test results presented in the report apply only to the tested sample. Any objections to report issued by AGC should be submitted to AGC within 15days after the issuance of the test report. Further enquiry of validity or verification of the test report should be addressed to AGC by agc01@agccert.com.

## Test Graphs of DTS Bandwidth

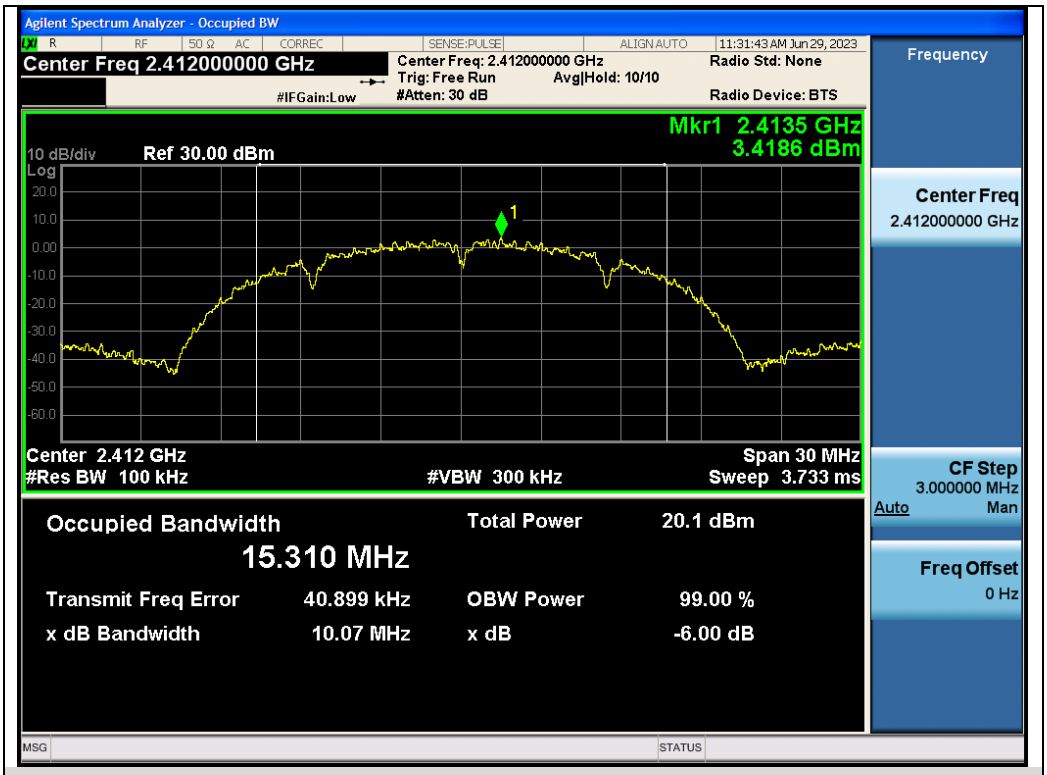


Test_Graph_802.11b_ANT1_2412_1Mbps_DTSBW

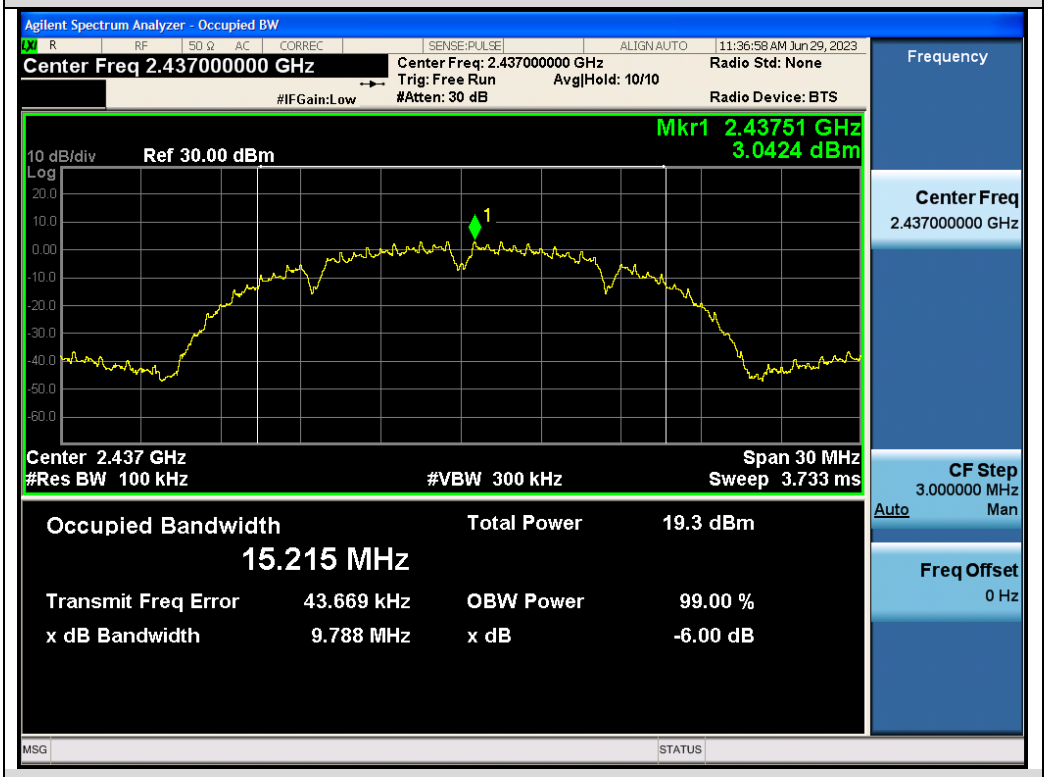


Test_Graph_802.11b_ANT1_2437_1Mbps_DTSBW

Any report having not been signed by authorized approver, or having been altered without authorization, or having not been stamped by the "Dedicated Testing/Inspection Stamp" is deemed to be invalid. Copying or excerpting portion of, or altering the content of the report is not permitted without the written authorization of AGC. The test results presented in the report apply only to the tested sample. Any objections to report issued by AGC should be submitted to AGC within 15days after the issuance of the test report. Further enquiry of validity or verification of the test report should be addressed to AGC by agc01@agccert.com.

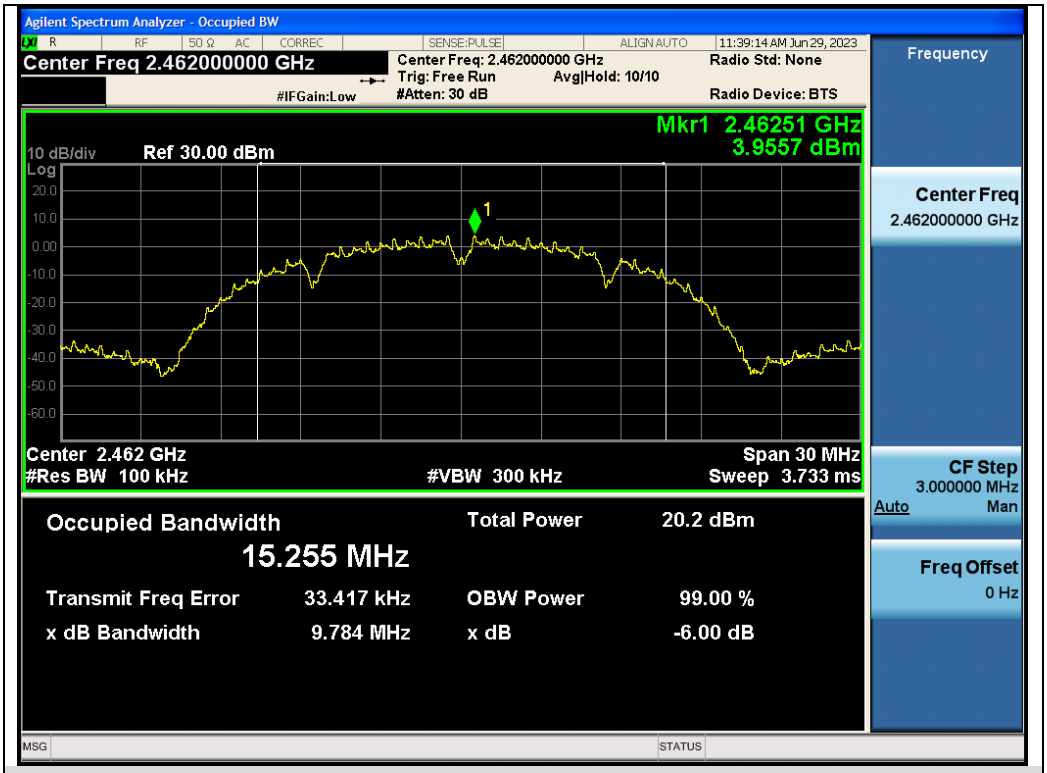


Test_Graph_802.11b_ANT1_2462_1Mbps_DTSBW

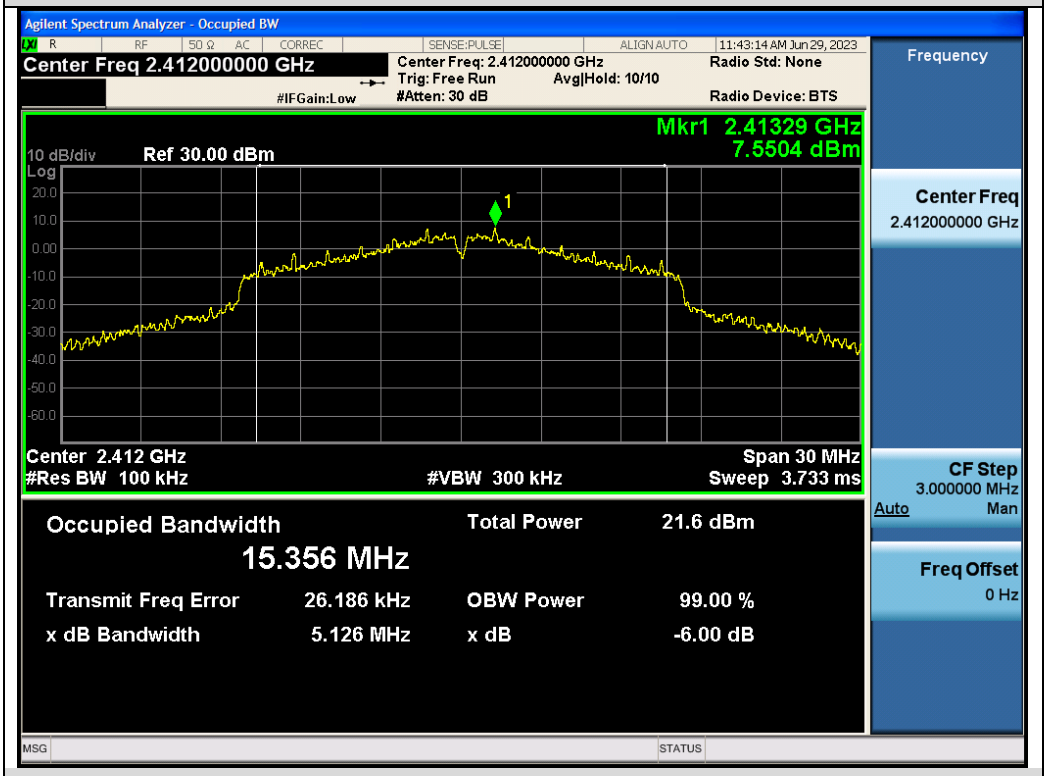


Test_Graph_802.11g_ANT1_2412_6Mbps_DTSBW

Any report having not been signed by authorized approver, or having been altered without authorization, or having not been stamped by the "Dedicated Testing/Inspection Stamp" is deemed to be invalid. Copying or excerpting portion of, or altering the content of the report is not permitted without the written authorization of AGC. The test results presented in the report apply only to the tested sample. Any objections to report issued by AGC should be submitted to AGC within 15days after the issuance of the test report. Further enquiry of validity or verification of the test report should be addressed to AGC by agc01@agccert.com.

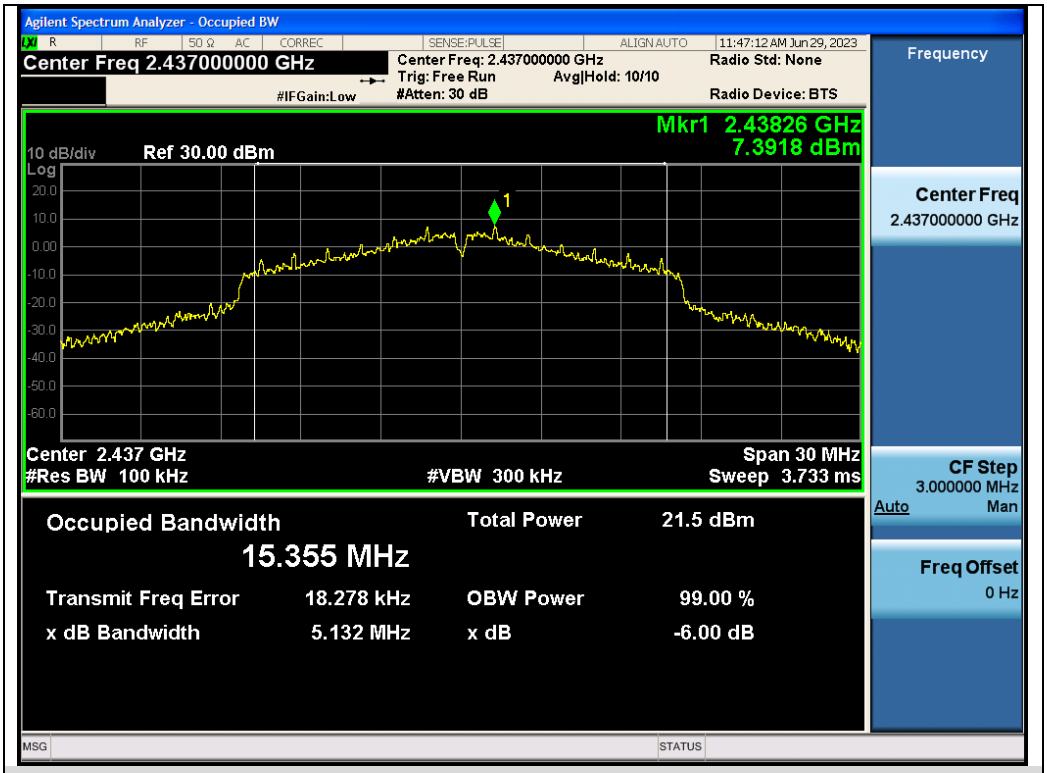


Test_Graph_802.11g_ANT1_2437_6Mbps_DTSBW

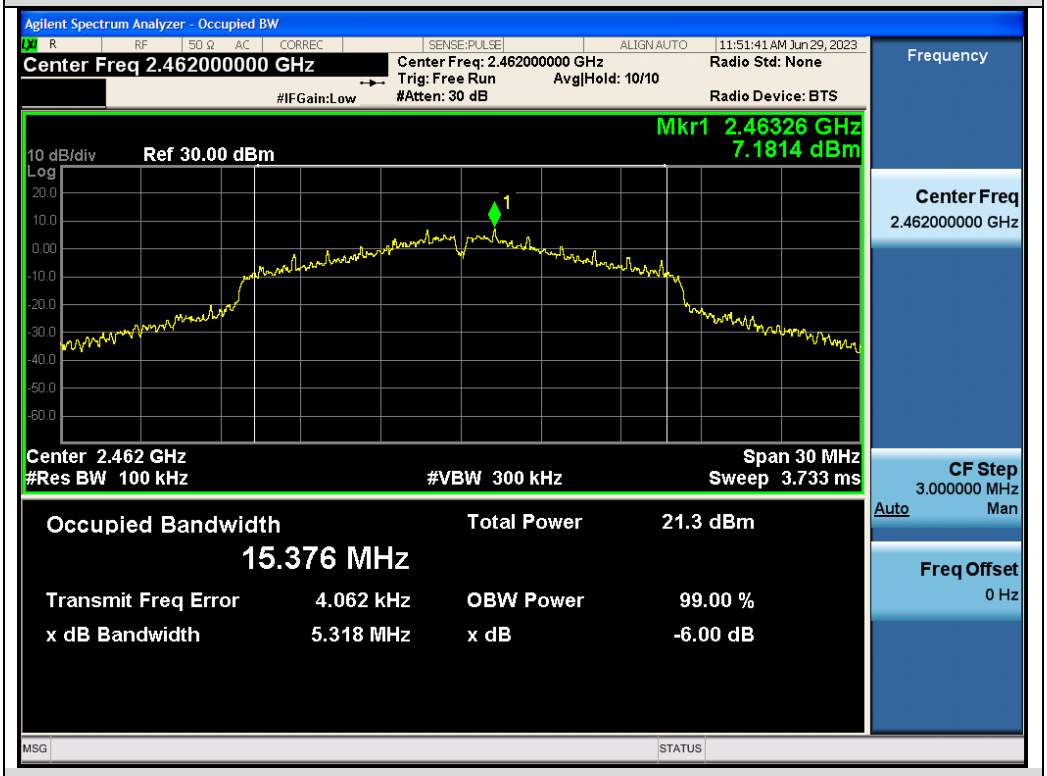


Test_Graph_802.11g_ANT1_2462_6Mbps_DTSBW

Any report having not been signed by authorized approver, or having been altered without authorization, or having not been stamped by the "Dedicated Testing/Inspection Stamp" is deemed to be invalid. Copying or excerpting portion of, or altering the content of the report is not permitted without the written authorization of AGC. The test results presented in the report apply only to the tested sample. Any objections to report issued by AGC should be submitted to AGC within 15days after the issuance of the test report. Further enquiry of validity or verification of the test report should be addressed to AGC by agc01@agccert.com.

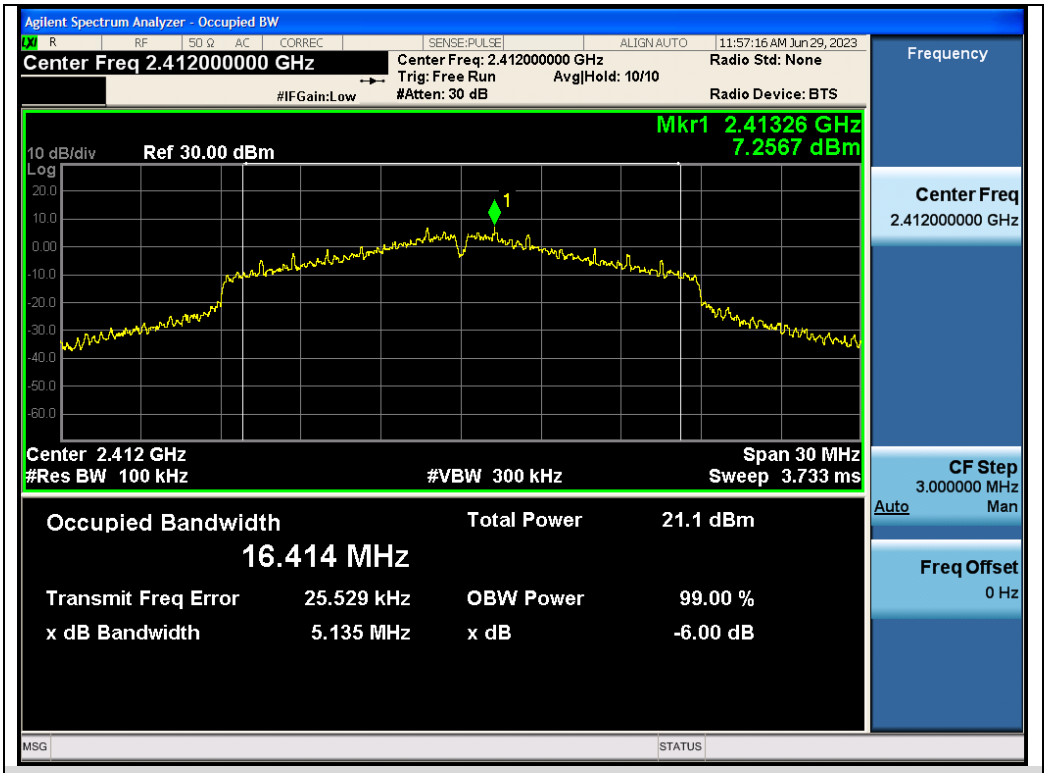


Test_Graph_802.11n20_ANT1_2412_MCS0_DTSBW

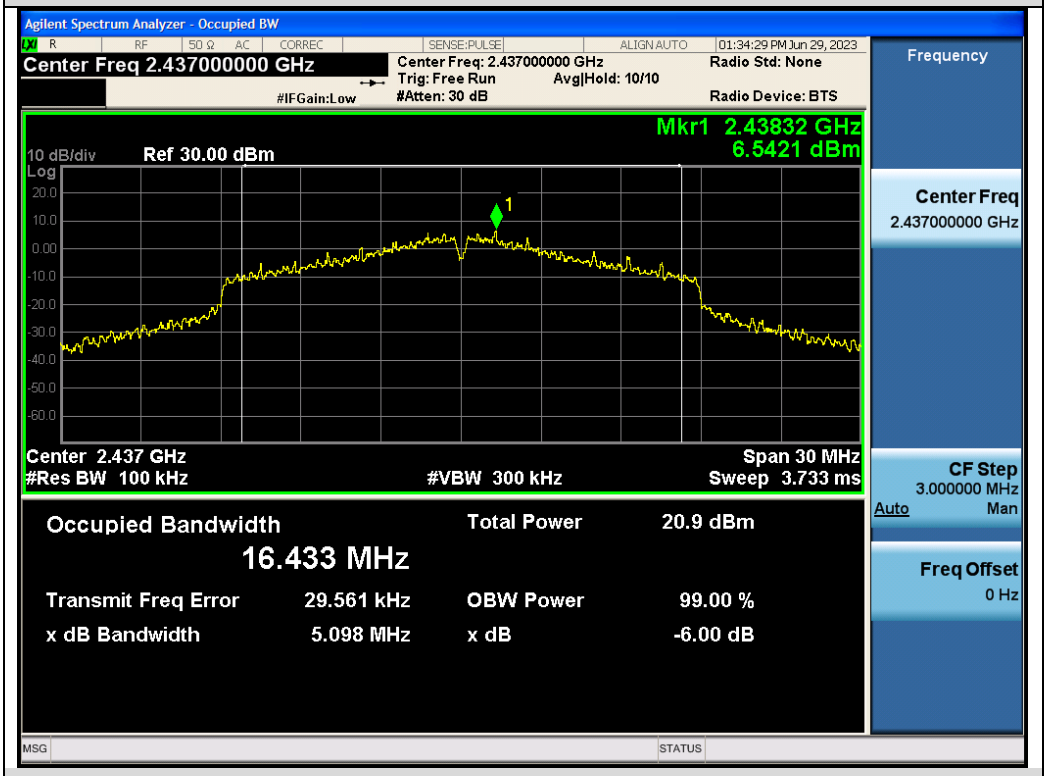


Test_Graph_802.11n20_ANT1_2437_MCS0_DTSBW

Any report having not been signed by authorized approver, or having been altered without authorization, or having not been stamped by the "Dedicated Testing/Inspection Stamp" is deemed to be invalid. Copying or excerpting portion of, or altering the content of the report is not permitted without the written authorization of AGC. The test results presented in the report apply only to the tested sample. Any objections to report issued by AGC should be submitted to AGC within 15days after the issuance of the test report. Further enquiry of validity or verification of the test report should be addressed to AGC by agc01@agccert.com.

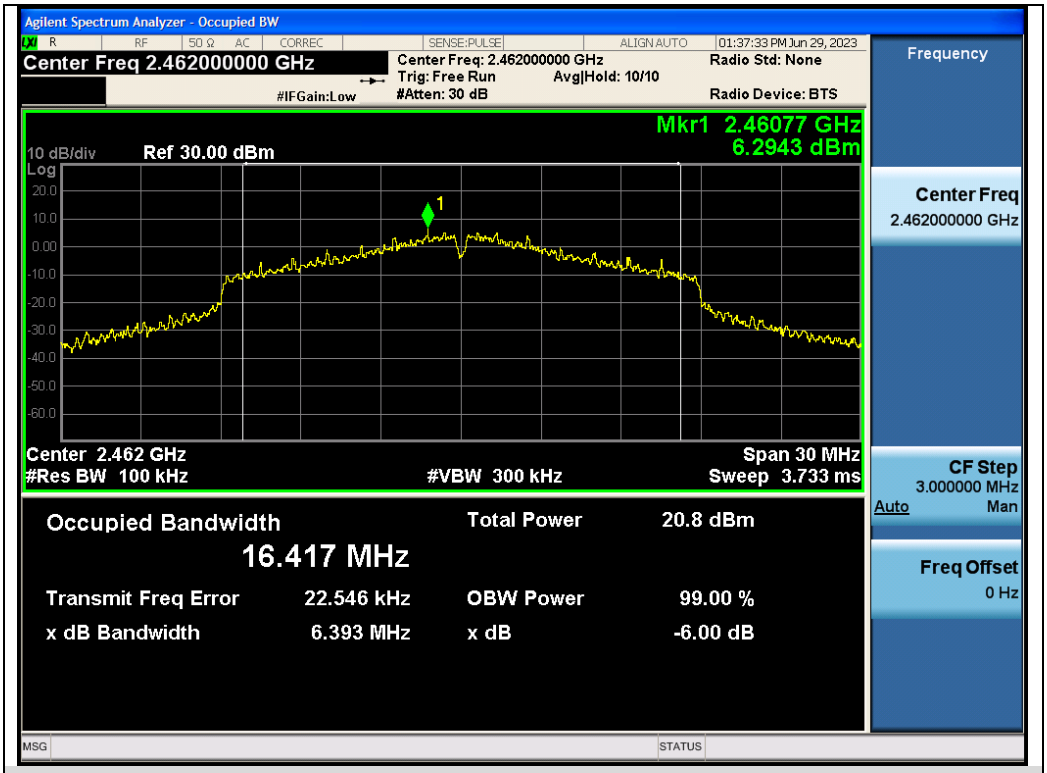


Test_Graph_802.11n20_ANT1_2462_MCS0_DTSBW

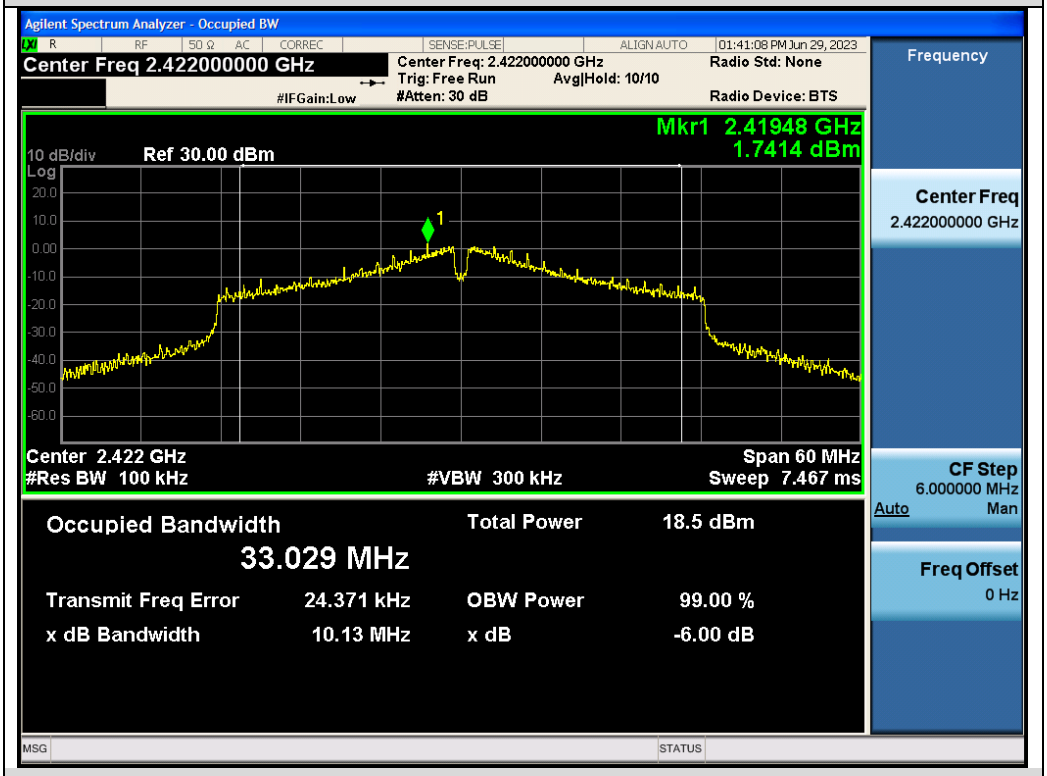


Test_Graph_802.11n40_ANT1_2422_MCS0_DTSBW

Any report having not been signed by authorized approver, or having been altered without authorization, or having not been stamped by the "Dedicated Testing/Inspection Stamp" is deemed to be invalid. Copying or excerpting portion of, or altering the content of the report is not permitted without the written authorization of AGC. The test results presented in the report apply only to the tested sample. Any objections to report issued by AGC should be submitted to AGC within 15days after the issuance of the test report. Further enquiry of validity or verification of the test report should be addressed to AGC by agc01@agccert.com.

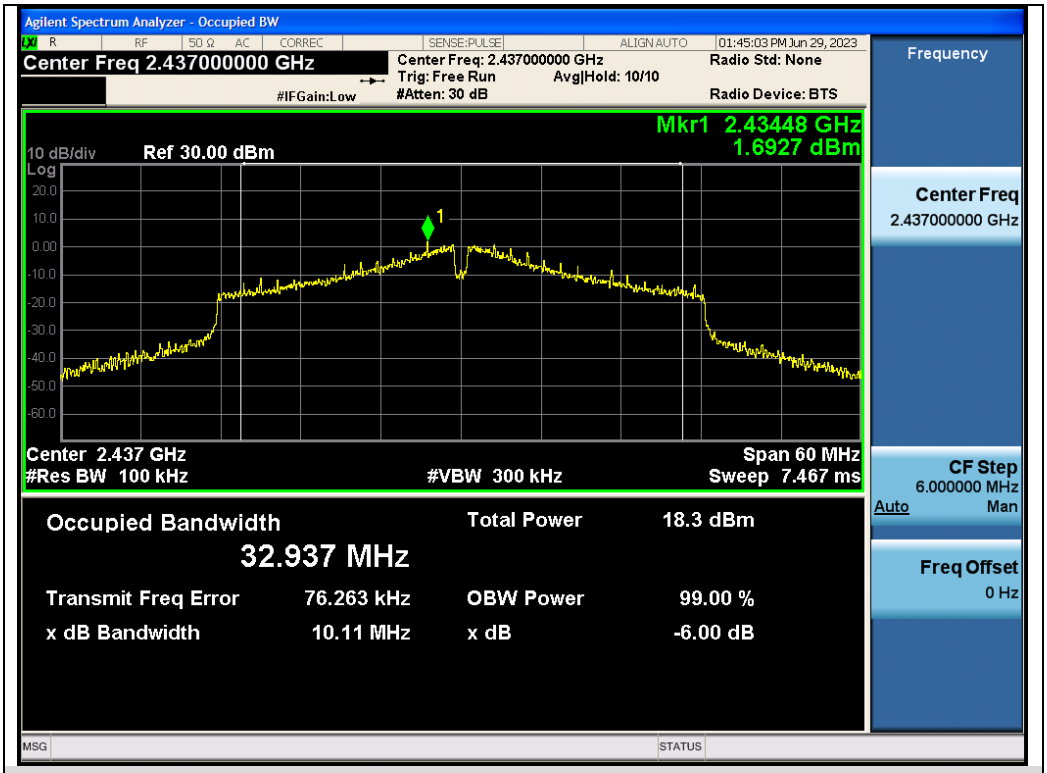


Test_Graph_802.11n40_ANT1_2437_MCS0_DTSBW

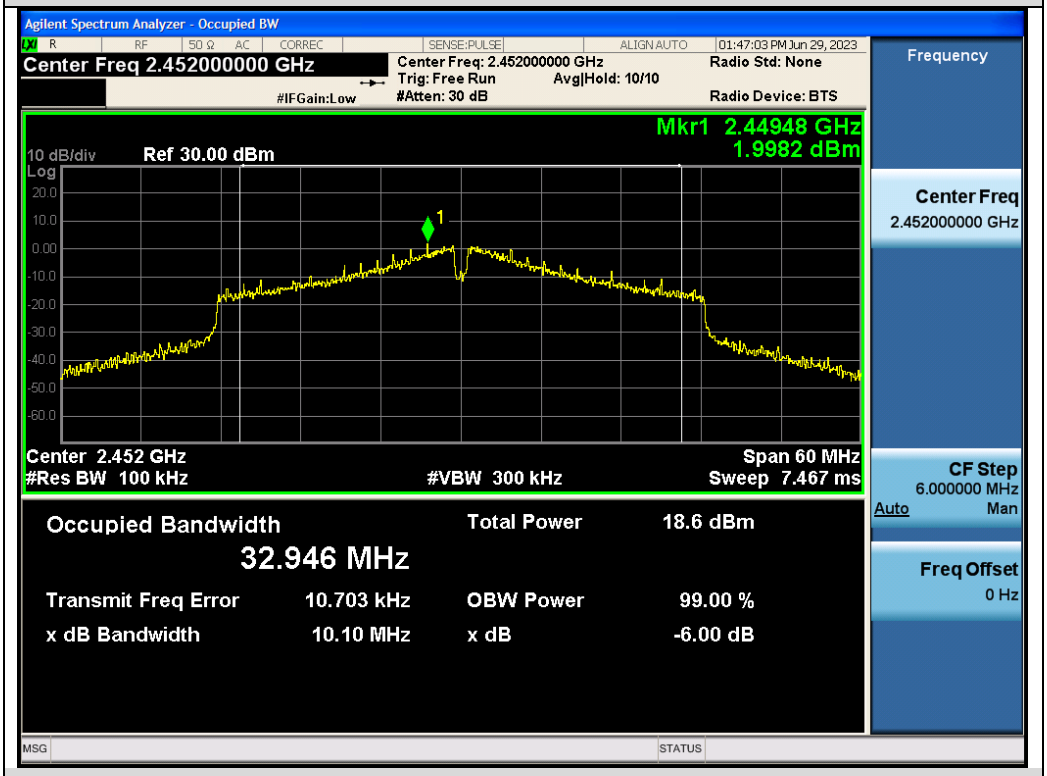


Test_Graph_802.11n40_ANT1_2452_MCS0_DTSBW

Any report having not been signed by authorized approver, or having been altered without authorization, or having not been stamped by the "Dedicated Testing/Inspection Stamp" is deemed to be invalid. Copying or excerpting portion of, or altering the content of the report is not permitted without the written authorization of AGC. The test results presented in the report apply only to the tested sample. Any objections to report issued by AGC should be submitted to AGC within 15days after the issuance of the test report. Further enquiry of validity or verification of the test report should be addressed to AGC by agc01@agccert.com.

# 9. CONDUCTED SPURIOUS EMISSION

## 9.1. MEASUREMENT PROCEDURE

1. Connect EUT RF output port to the Spectrum Analyzer through an RF attenuator
2, Set the EUT Work on the top, the middle and the bottom operation frequency individually.
3. Set SPA Trace 1 Max hold, then View.

**Note:** The EUT was tested according to ANSI C63.10 (2013) for compliance to FCC 47CFR 15.247 requirements. Owing to satisfy the requirements of the number of measurement points, we set the RBW=1MHz, VBW > RBW, scan up through 10th harmonic, and consider the tested results as the worst case, if the tested results conform to the requirement, we can deem that the real tested results(set the RBW=100KHz, VBW > RBW) are conform to the requirement.

## 9.2. TEST SET-UP (BLOCK DIAGRAM OF CONFIGURATION)

The same as described in section 8.2.

## 9.3. MEASUREMENT EQUIPMENT USEDJN

The same as described in section 6.

## 9.4. LIMITS AND MEASUREMENT RESULT

| LIMITS AND MEASUREMENT RESULT | | |
|---|---|---|
| **Applicable Limits** | **Measurement Result** | |
| | **Test Data** | **Criteria** |
| In any 100 KHz Bandwidth Outside the frequency band in which the spread spectrum intentional radiator is operating, the radio frequency power that is produce by the intentional radiator shall be at least 20 dB below that in 100KHz bandwidth within the band that contains the highest level of the desired power.<br>In addition, radiation emissions which fall in the restricted bands, as defined in §15.205(a), must also comply with the radiated emission limits specified in§15.209(a)) | At least -20dBc than the limit Specified on the BOTTOM Channel | PASS |
| | At least -20dBc than the limit Specified on the TOP Channel | PASS |

Note: The limits reference level is according to the test plot of -6dB bandwidth.

Any report having not been signed by authorized approver, or having been altered without authorization, or having not been stamped by the "Dedicated Testing/Inspection Stamp" is deemed to be invalid. Copying or excerpting portion of, or altering the content of the report is not permitted without the written authorization of AGC. The test results presented in the report apply only to the tested sample. Any objections to report issued by AGC should be submitted to AGC within 15days after the issuance of the test report. Further enquiry of validity or verification of the test report should be addressed to AGC by agc01@agccert.com.

## Test Graphs of Spurious Emissions in Non-Restricted Frequency Bands

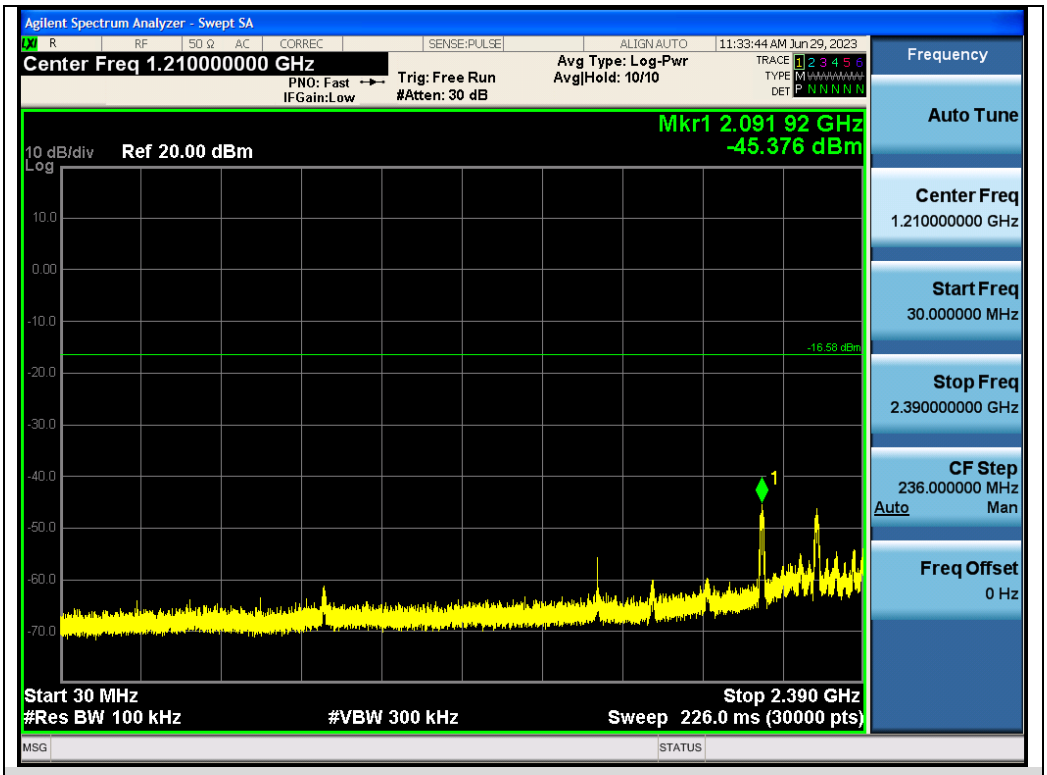


Test_Graph_802.11b_ANT1_2412_1Mbps_Lower Band Emissions

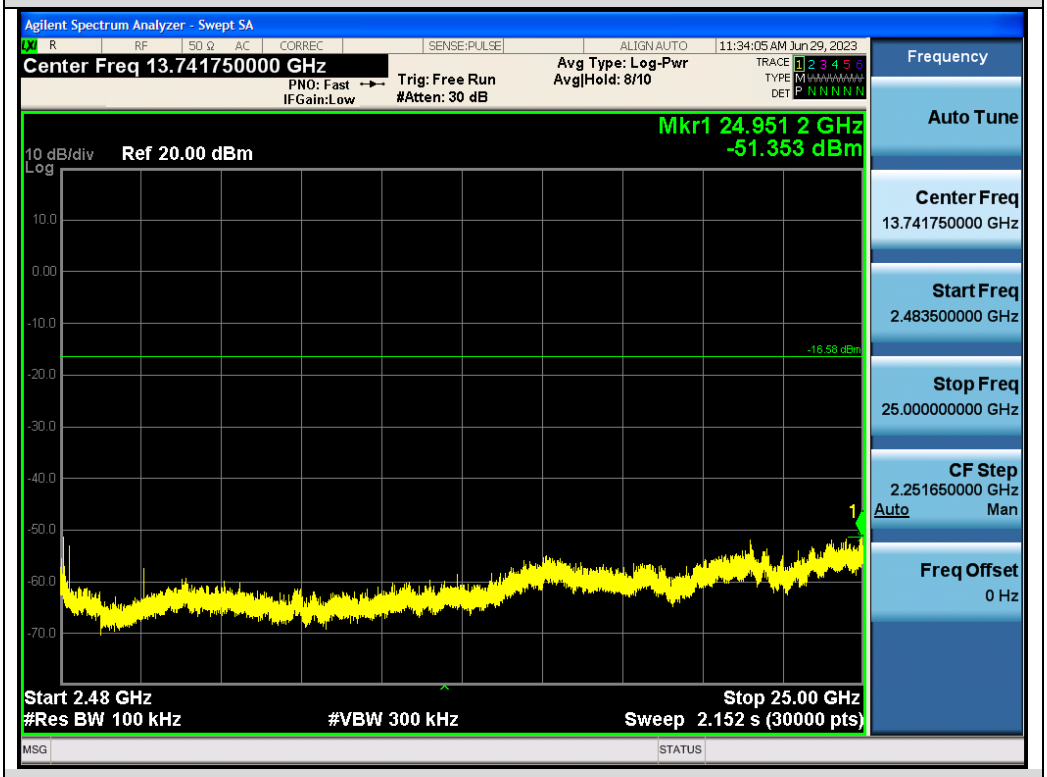


Test_Graph_802.11b_ANT1_2412_1Mbps_Higher Band Emissions

Any report having not been signed by authorized approver, or having been altered without authorization, or having not been stamped by the "Dedicated Testing/Inspection Stamp" is deemed to be invalid. Copying or excerpting portion of, or altering the content of the report is not permitted without the written authorization of AGC. The test results presented in the report apply only to the tested sample. Any objections to report issued by AGC should be submitted to AGC within 15days after the issuance of the test report. Further enquiry of validity or verification of the test report should be addressed to AGC by agc01@agccert.com.

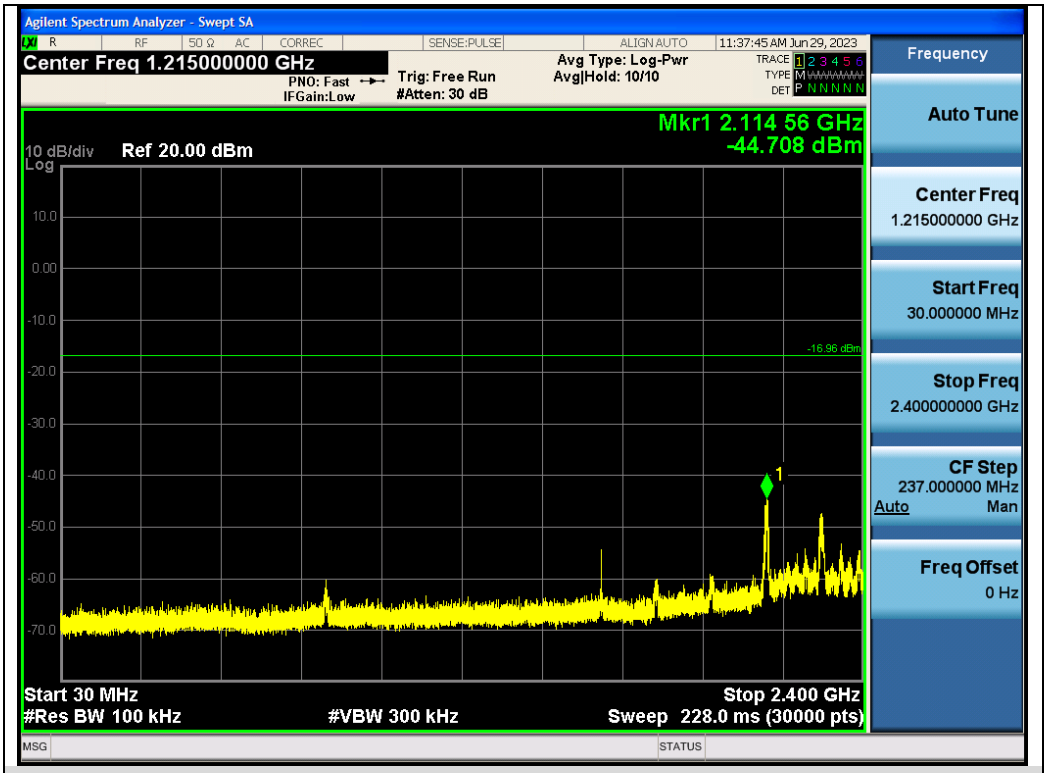


Test_Graph_802.11b_ANT1_2437_1Mbps_Lower Band Emissions

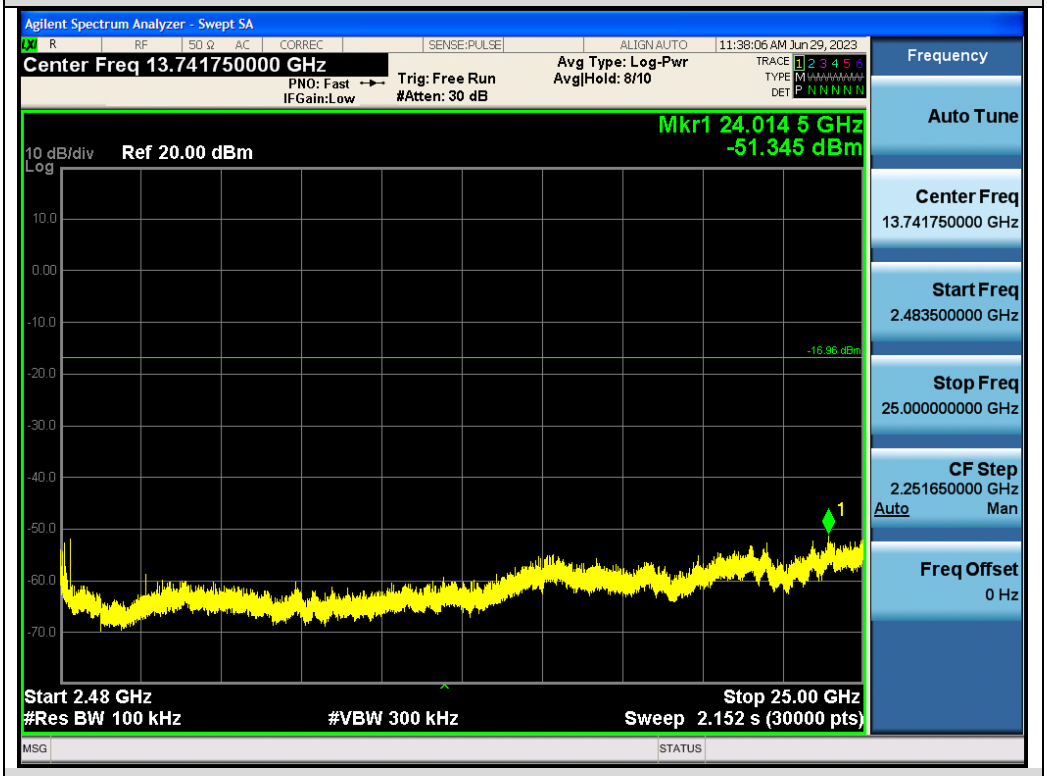


Test_Graph_802.11b_ANT1_2437_1Mbps_Higher Band Emissions

Any report having not been signed by authorized approver, or having been altered without authorization, or having not been stamped by the "Dedicated Testing/Inspection Stamp" is deemed to be invalid. Copying or excerpting portion of, or altering the content of the report is not permitted without the written authorization of AGC. The test results presented in the report apply only to the tested sample. Any objections to report issued by AGC should be submitted to AGC within 15days after the issuance of the test report. Further enquiry of validity or verification of the test report should be addressed to AGC by agc01@agccert.com.

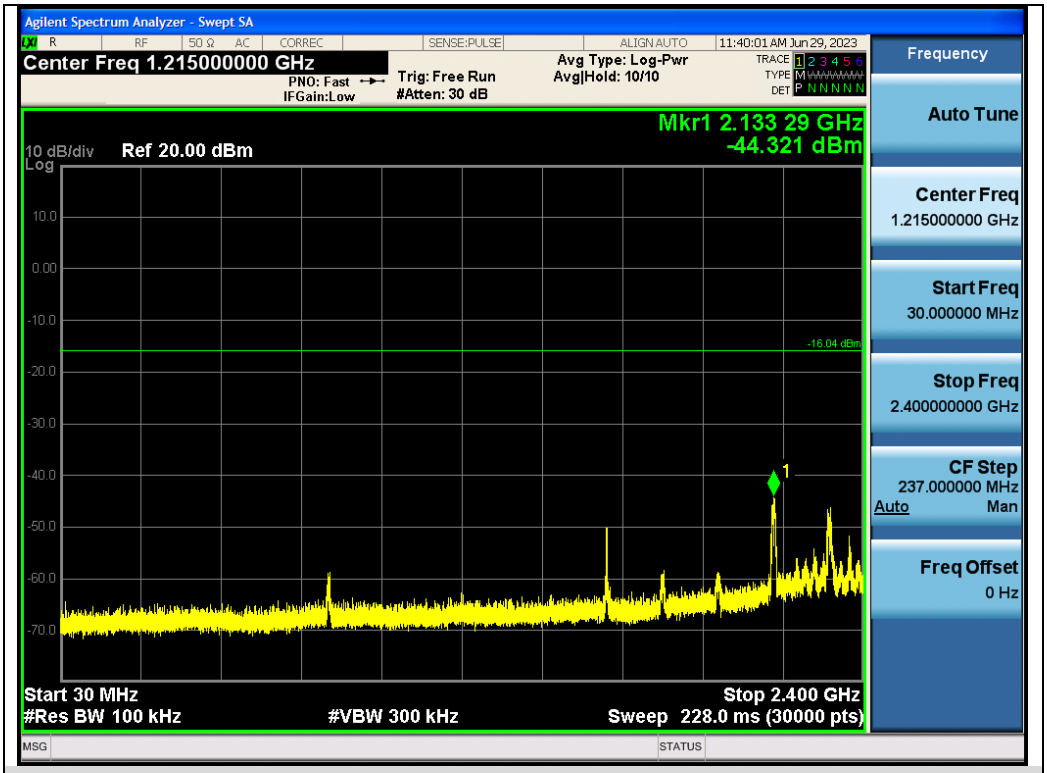


Test_Graph_802.11b_ANT1_2462_1Mbps_Lower Band Emissions

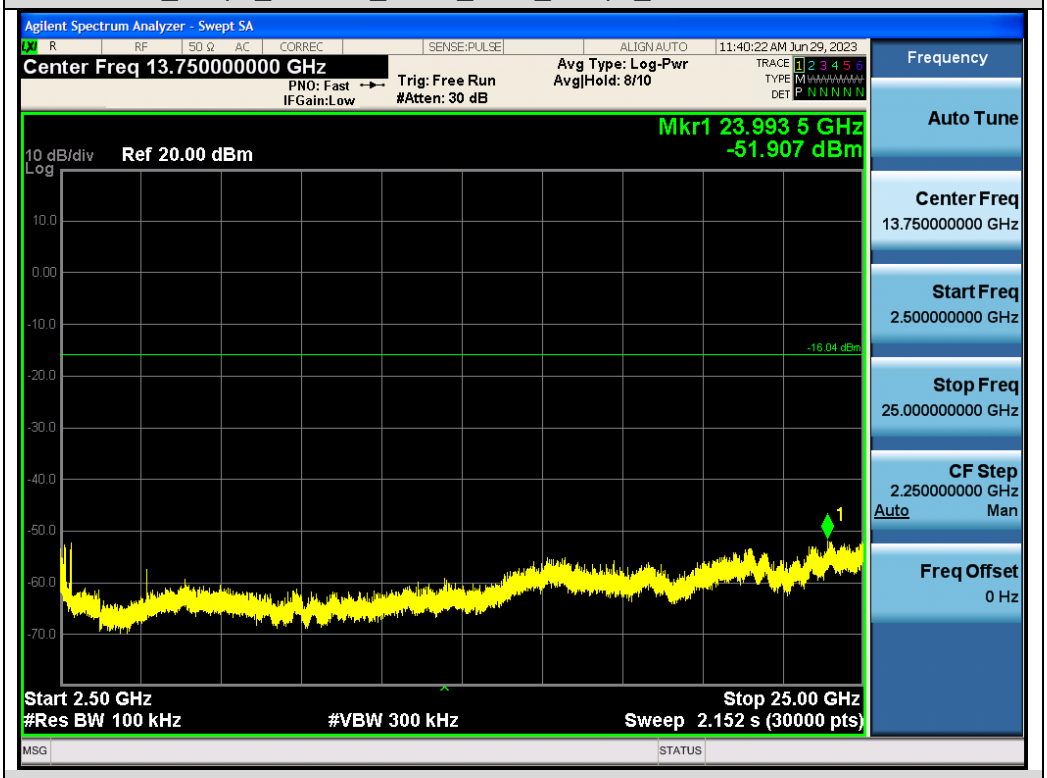


Test_Graph_802.11b_ANT1_2462_1Mbps_Higher Band Emissions

Any report having not been signed by authorized approver, or having been altered without authorization, or having not been stamped by the "Dedicated Testing/Inspection Stamp" is deemed to be invalid. Copying or excerpting portion of, or altering the content of the report is not permitted without the written authorization of AGC. The test results presented in the report apply only to the tested sample. Any objections to report issued by AGC should be submitted to AGC within 15days after the issuance of the test report. Further enquiry of validity or verification of the test report should be addressed to AGC by agc01@agccert.com.

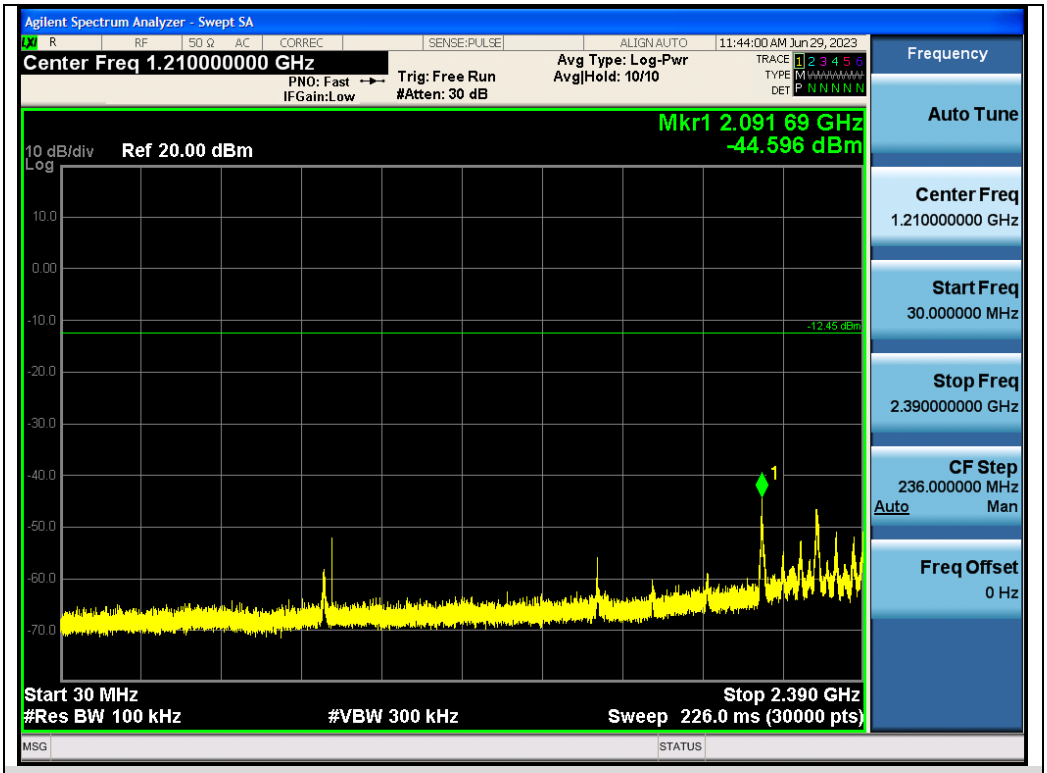


Test_Graph_802.11g_ANT1_2412_6Mbps_Lower Band Emissions

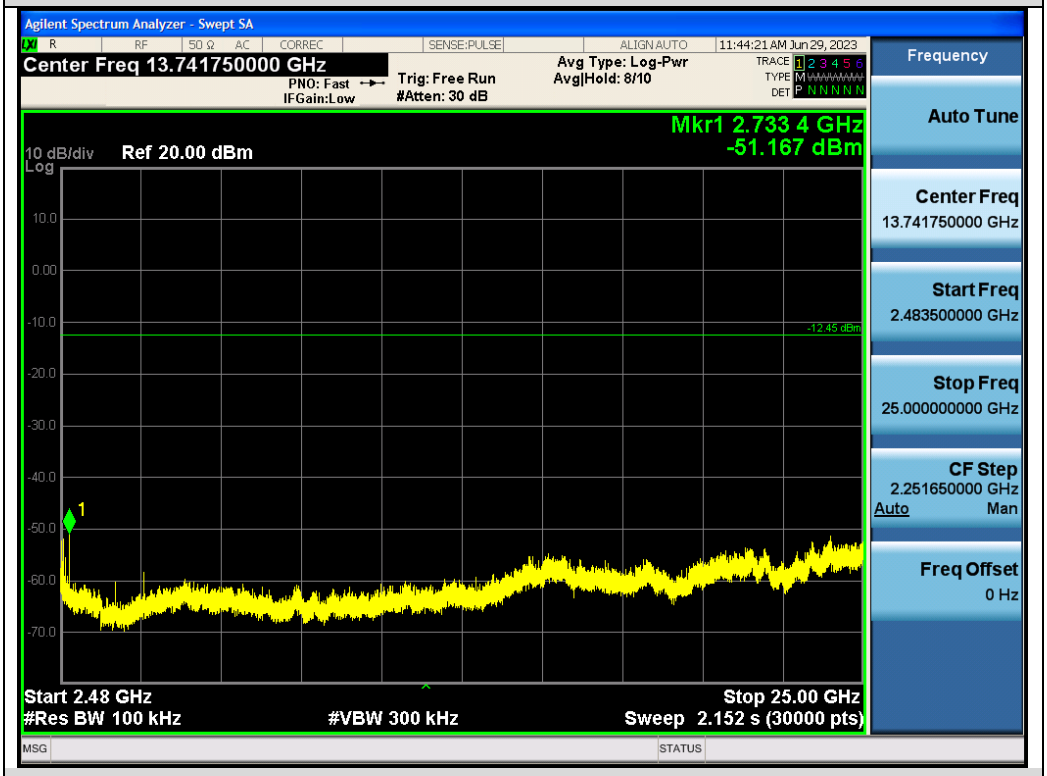


Test_Graph_802.11g_ANT1_2412_6Mbps_Higher Band Emissions

Any report having not been signed by authorized approver, or having been altered without authorization, or having not been stamped by the "Dedicated Testing/Inspection Stamp" is deemed to be invalid. Copying or excerpting portion of, or altering the content of the report is not permitted without the written authorization of AGC. The test results presented in the report apply only to the tested sample. Any objections to report issued by AGC should be submitted to AGC within 15days after the issuance of the test report. Further enquiry of validity or verification of the test report should be addressed to AGC by agc01@agccert.com.

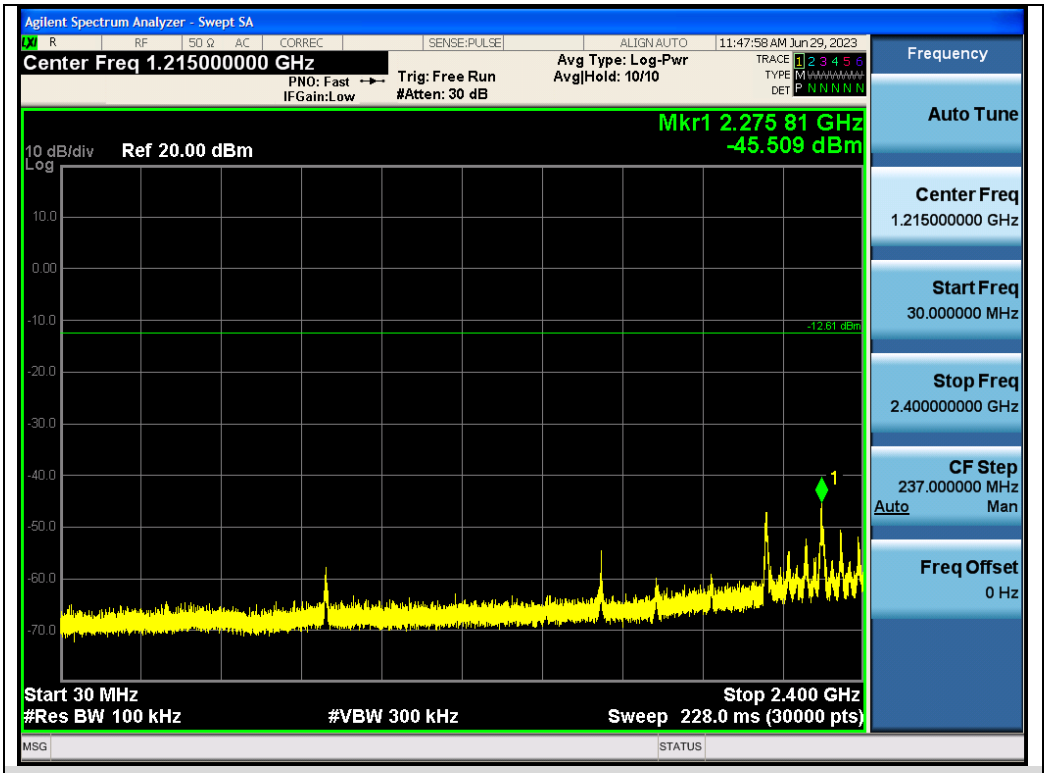


Test_Graph_802.11g_ANT1_2437_6Mbps_Lower Band Emissions

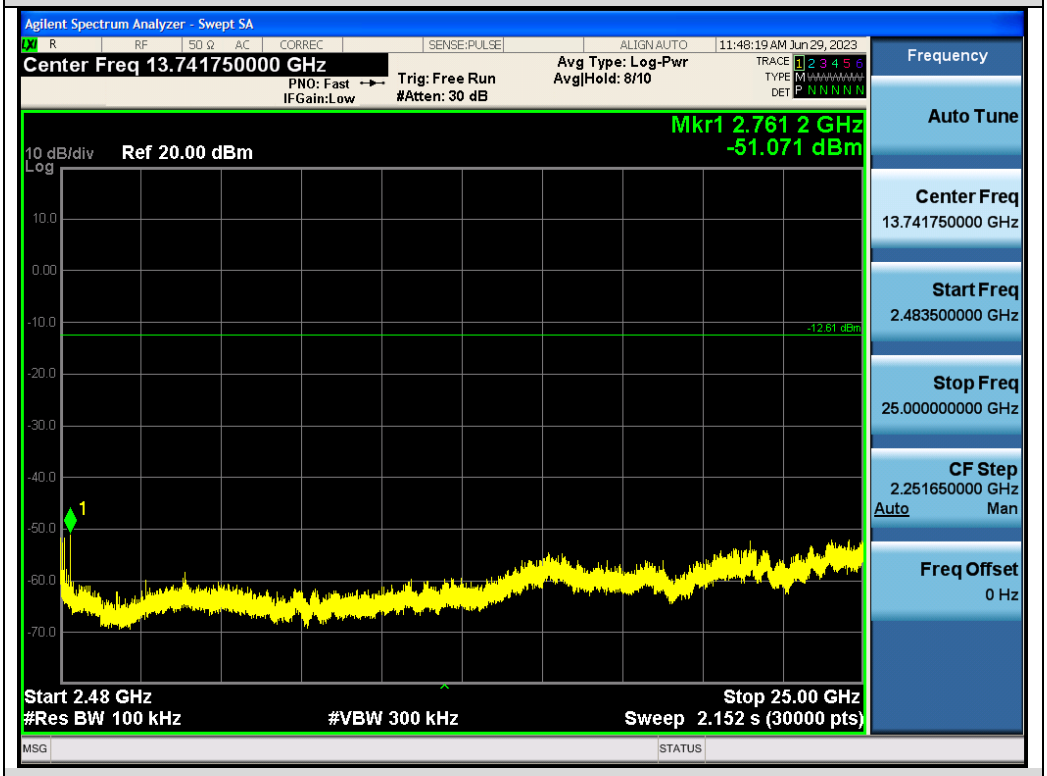


Test_Graph_802.11g_ANT1_2437_6Mbps_Higher Band Emissions

Any report having not been signed by authorized approver, or having been altered without authorization, or having not been stamped by the "Dedicated Testing/Inspection Stamp" is deemed to be invalid. Copying or excerpting portion of, or altering the content of the report is not permitted without the written authorization of AGC. The test results presented in the report apply only to the tested sample. Any objections to report issued by AGC should be submitted to AGC within 15days after the issuance of the test report. Further enquiry of validity or verification of the test report should be addressed to AGC by agc01@agccert.com.

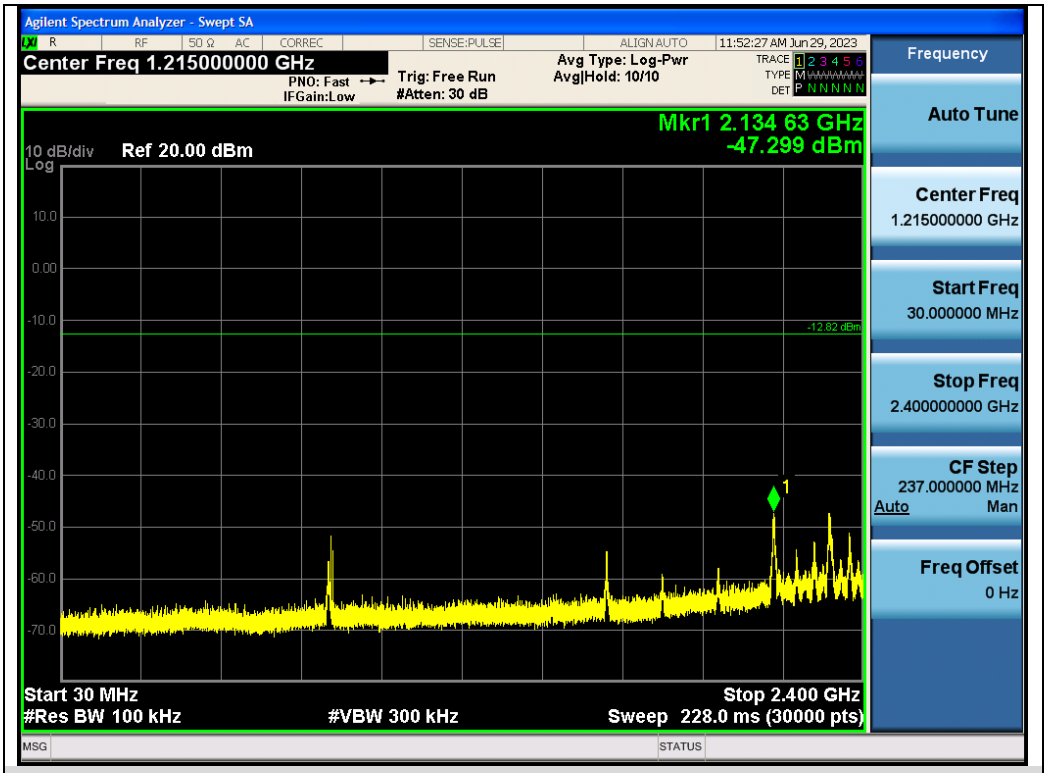


Test_Graph_802.11g_ANT1_2462_6Mbps_Lower Band Emissions

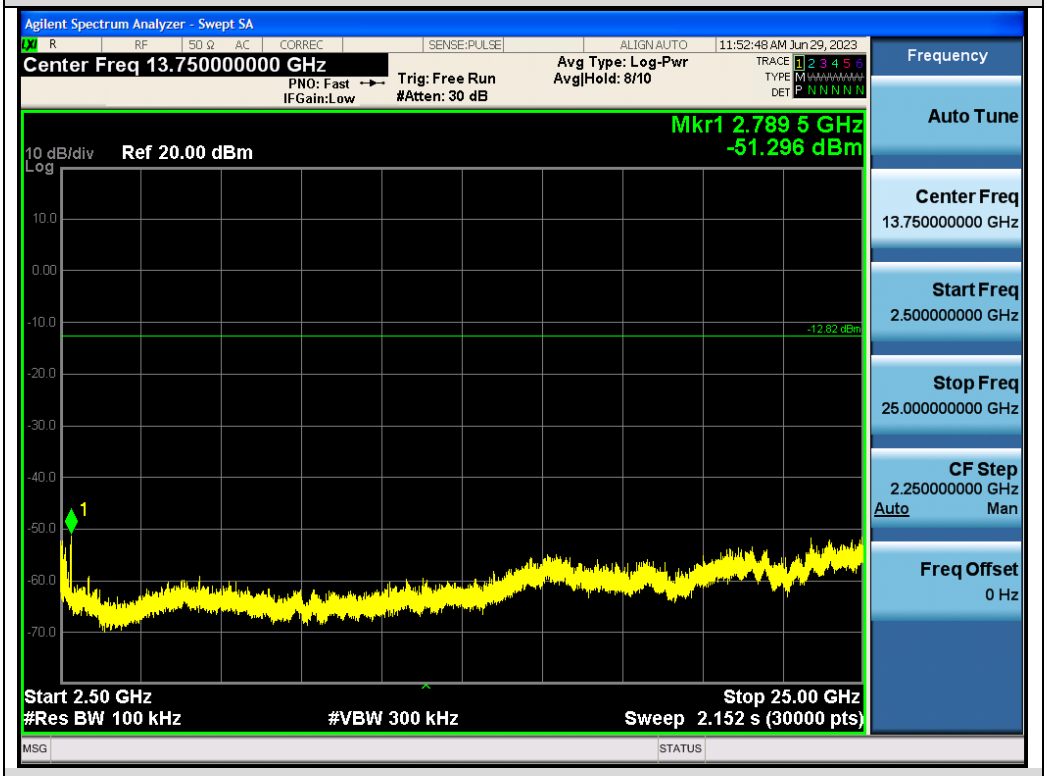


Test_Graph_802.11g_ANT1_2462_6Mbps_Higher Band Emissions

Any report having not been signed by authorized approver, or having been altered without authorization, or having not been stamped by the "Dedicated Testing/Inspection Stamp" is deemed to be invalid. Copying or excerpting portion of, or altering the content of the report is not permitted without the written authorization of AGC. The test results presented in the report apply only to the tested sample. Any objections to report issued by AGC should be submitted to AGC within 15days after the issuance of the test report. Further enquiry of validity or verification of the test report should be addressed to AGC by agc01@agccert.com.

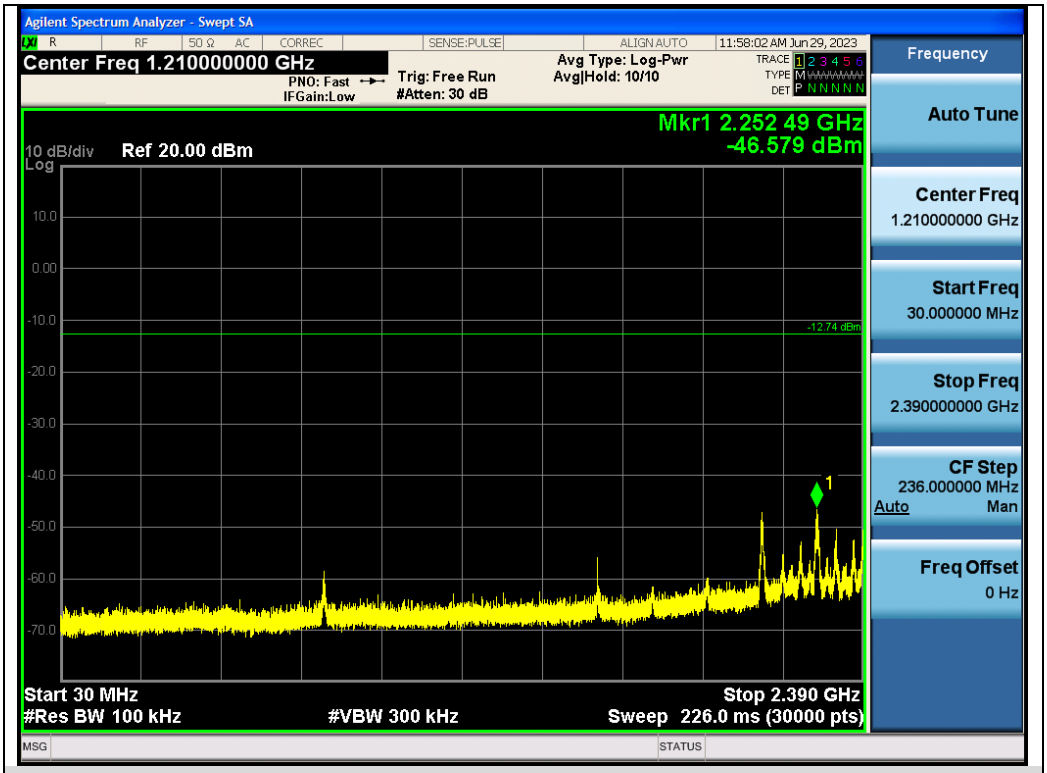


Test_Graph_802.11n20_ANT1_2412_MCS0_Lower Band Emissions

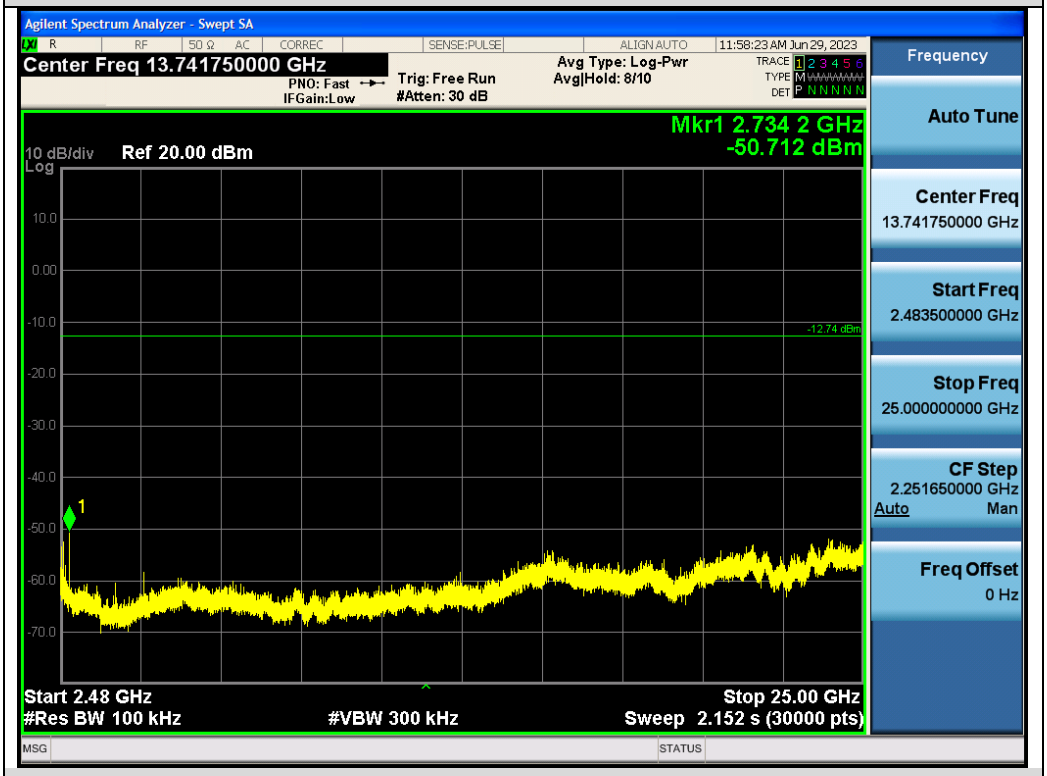


Test_Graph_802.11n20_ANT1_2412_MCS0_Higher Band Emissions

Any report having not been signed by authorized approver, or having been altered without authorization, or having not been stamped by the "Dedicated Testing/Inspection Stamp" is deemed to be invalid. Copying or excerpting portion of, or altering the content of the report is not permitted without the written authorization of AGC. The test results presented in the report apply only to the tested sample. Any objections to report issued by AGC should be submitted to AGC within 15days after the issuance of the test report. Further enquiry of validity or verification of the test report should be addressed to AGC by agc01@agccert.com.

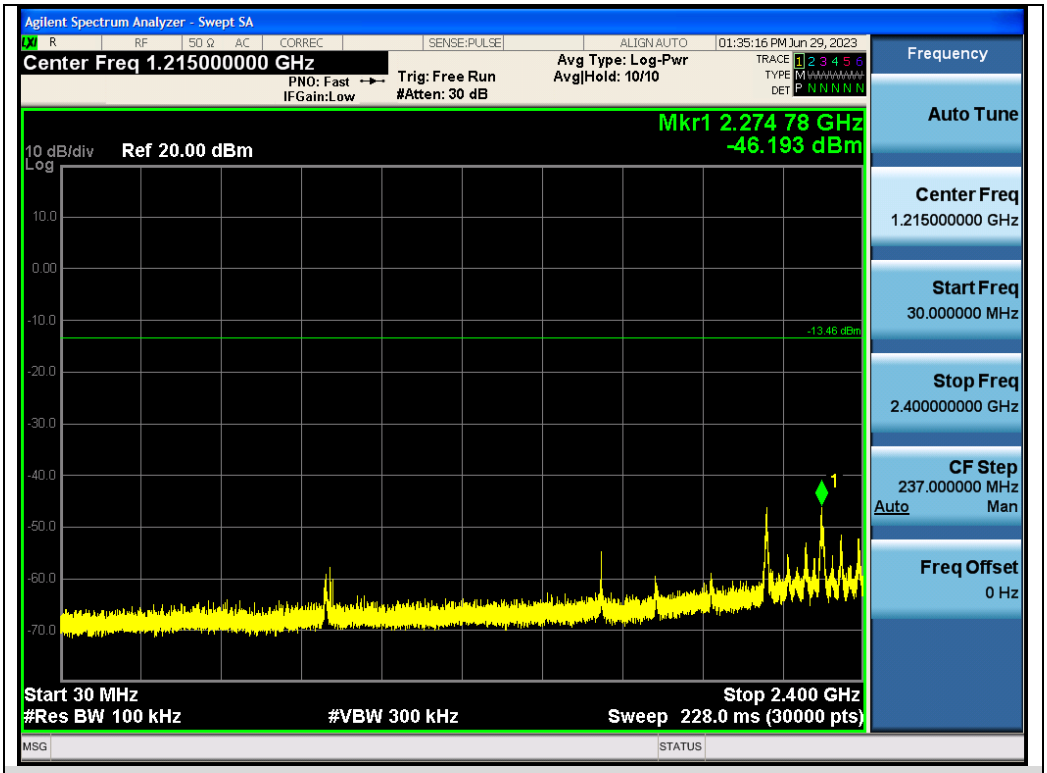


Test_Graph_802.11n20_ANT1_2437_MCS0_Lower Band Emissions

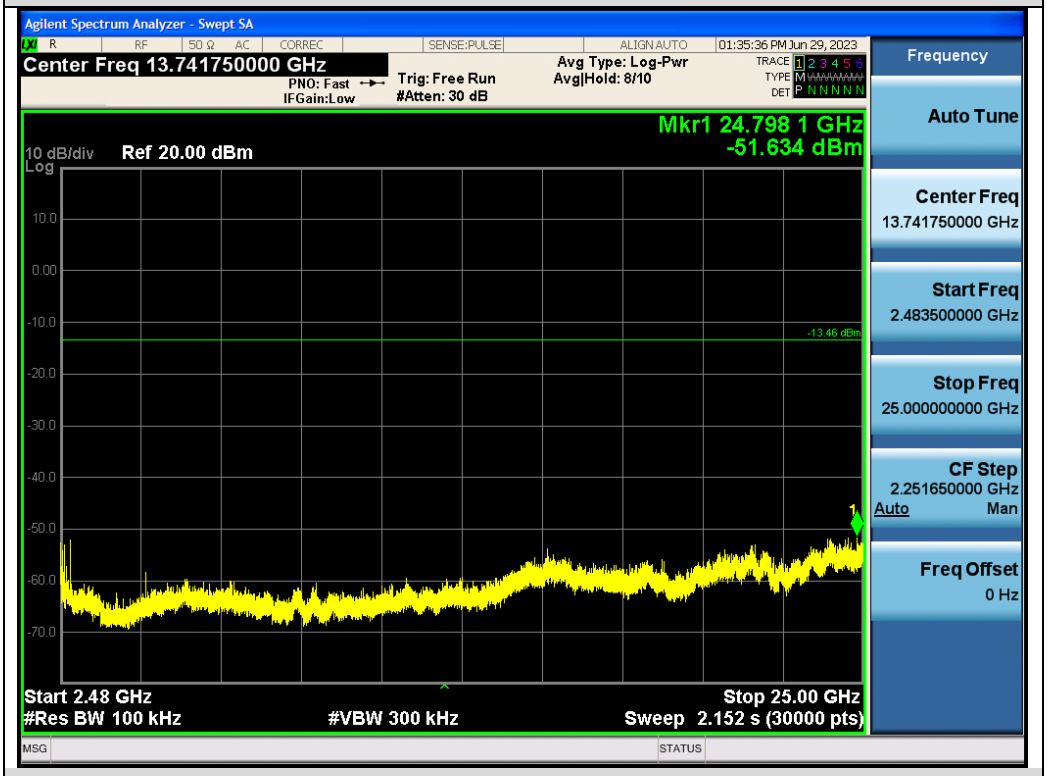


Test_Graph_802.11n20_ANT1_2437_MCS0_Higher Band Emissions

Any report having not been signed by authorized approver, or having been altered without authorization, or having not been stamped by the "Dedicated Testing/Inspection Stamp" is deemed to be invalid. Copying or excerpting portion of, or altering the content of the report is not permitted without the written authorization of AGC. The test results presented in the report apply only to the tested sample. Any objections to report issued by AGC should be submitted to AGC within 15days after the issuance of the test report. Further enquiry of validity or verification of the test report should be addressed to AGC by agc01@agccert.com.

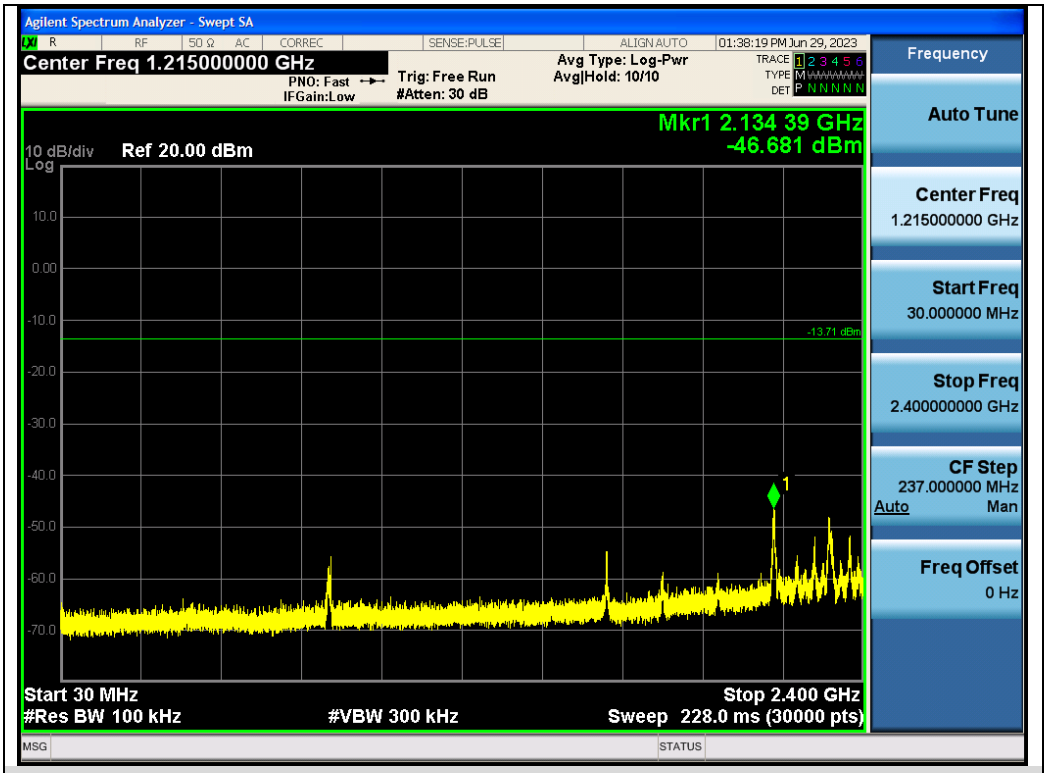


Test_Graph_802.11n20_ANT1_2462_MCS0_Lower Band Emissions

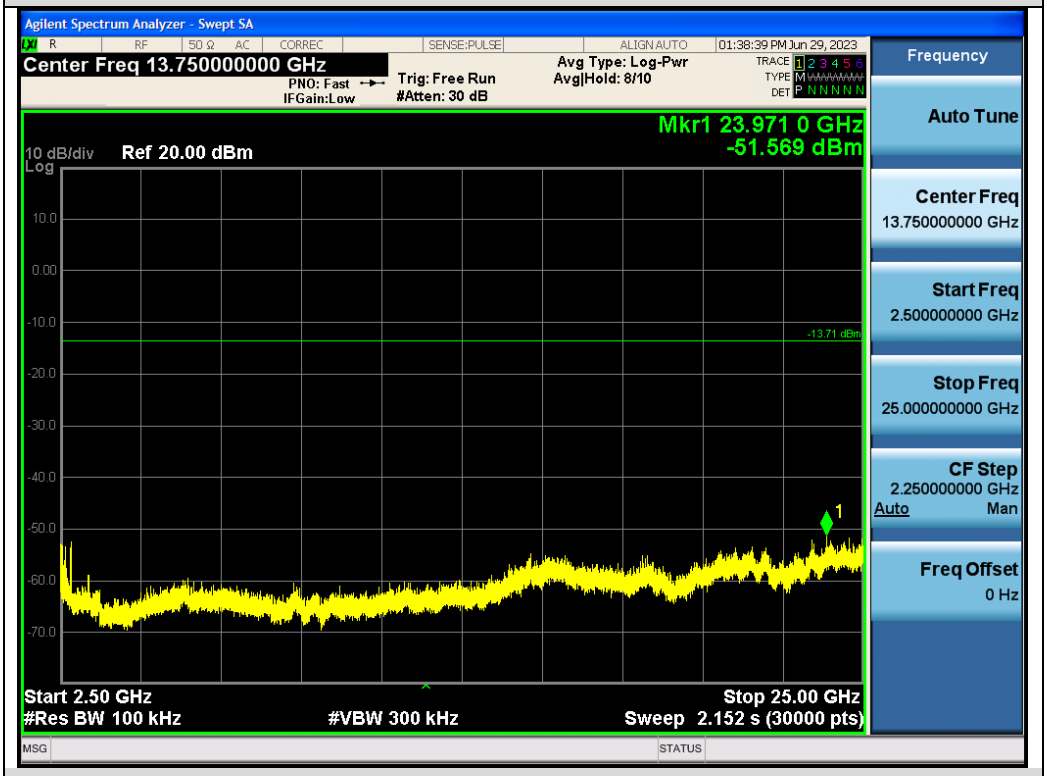


Test_Graph_802.11n20_ANT1_2462_MCS0_Higher Band Emissions

Any report having not been signed by authorized approver, or having been altered without authorization, or having not been stamped by the "Dedicated Testing/Inspection Stamp" is deemed to be invalid. Copying or excerpting portion of, or altering the content of the report is not permitted without the written authorization of AGC. The test results presented in the report apply only to the tested sample. Any objections to report issued by AGC should be submitted to AGC within 15days after the issuance of the test report. Further enquiry of validity or verification of the test report should be addressed to AGC by agc01@agccert.com.

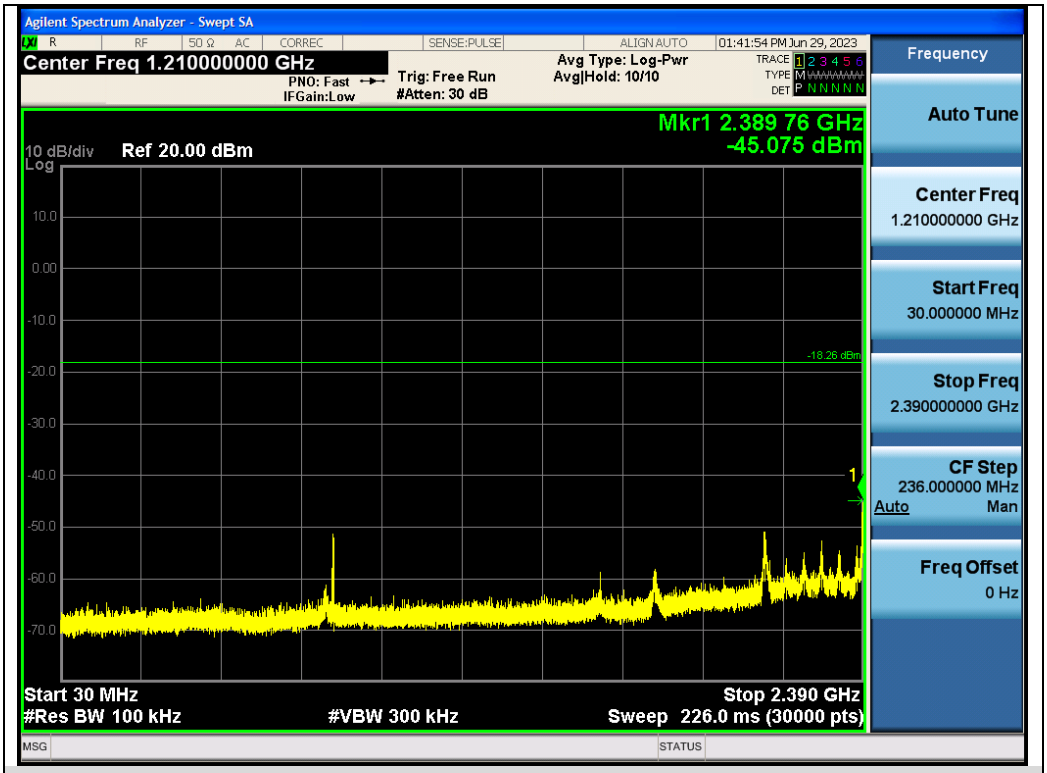


Test_Graph_802.11n40_ANT1_2422_MCS0_Lower Band Emissions

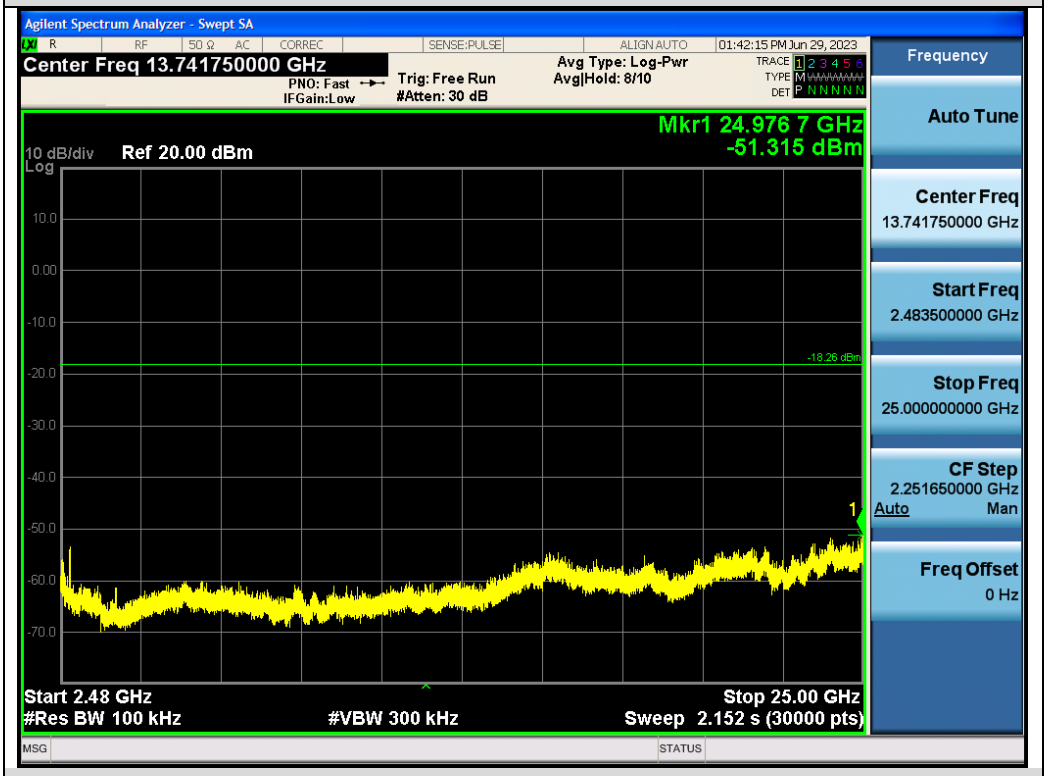


Test_Graph_802.11n40_ANT1_2422_MCS0_Higher Band Emissions

Any report having not been signed by authorized approver, or having been altered without authorization, or having not been stamped by the "Dedicated Testing/Inspection Stamp" is deemed to be invalid. Copying or excerpting portion of, or altering the content of the report is not permitted without the written authorization of AGC. The test results presented in the report apply only to the tested sample. Any objections to report issued by AGC should be submitted to AGC within 15days after the issuance of the test report. Further enquiry of validity or verification of the test report should be addressed to AGC by agc01@agccert.com.

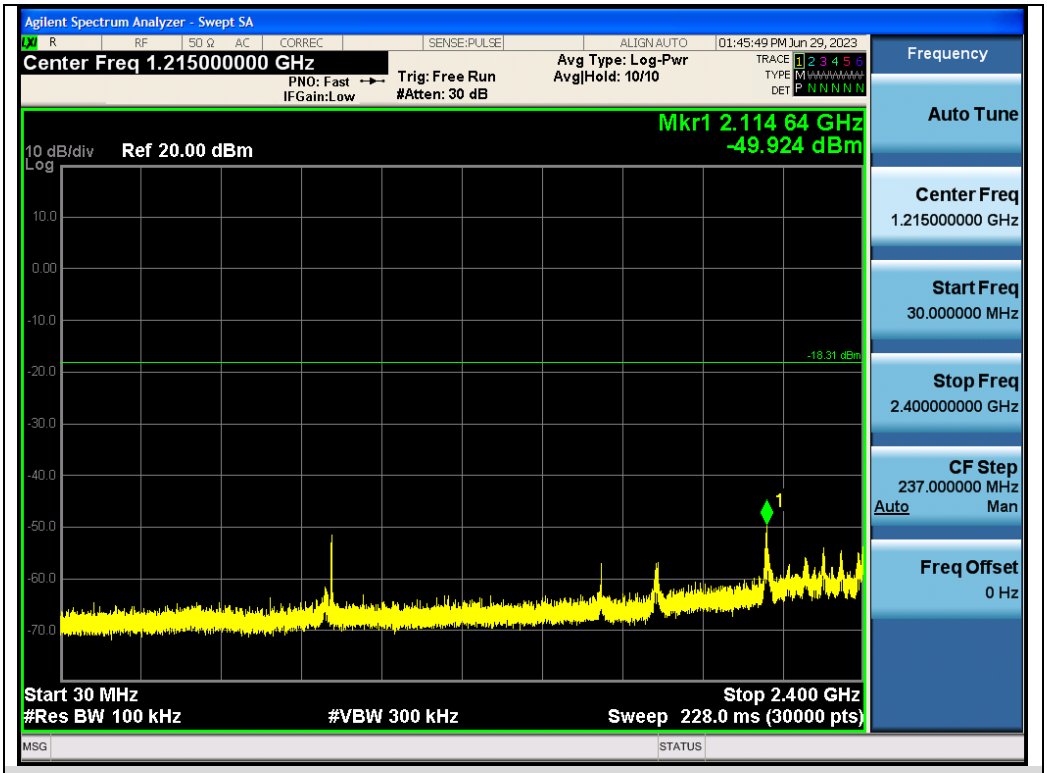


Test_Graph_802.11n40_ANT1_2437_MCS0_Lower Band Emissions

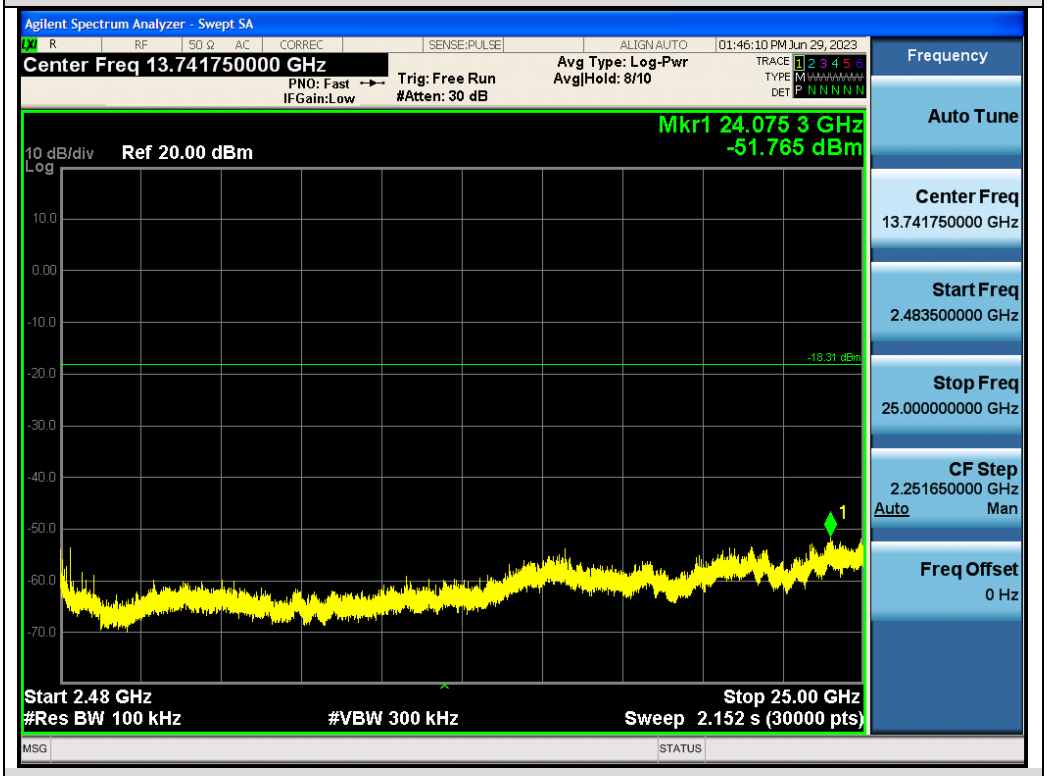


Test_Graph_802.11n40_ANT1_2437_MCS0_Higher Band Emissions

Any report having not been signed by authorized approver, or having been altered without authorization, or having not been stamped by the "Dedicated Testing/Inspection Stamp" is deemed to be invalid. Copying or excerpting portion of, or altering the content of the report is not permitted without the written authorization of AGC. The test results presented in the report apply only to the tested sample. Any objections to report issued by AGC should be submitted to AGC within 15days after the issuance of the test report. Further enquiry of validity or verification of the test report should be addressed to AGC by agc01@agccert.com.

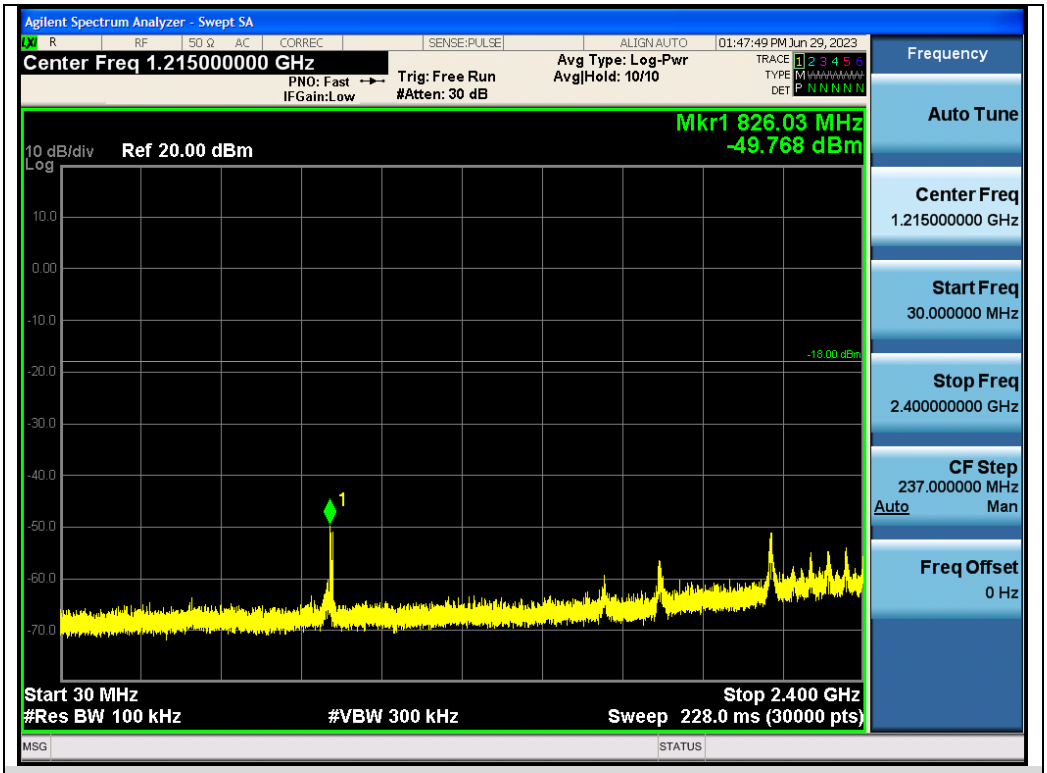


Test_Graph_802.11n40_ANT1_2452_MCS0_Lower Band Emissions

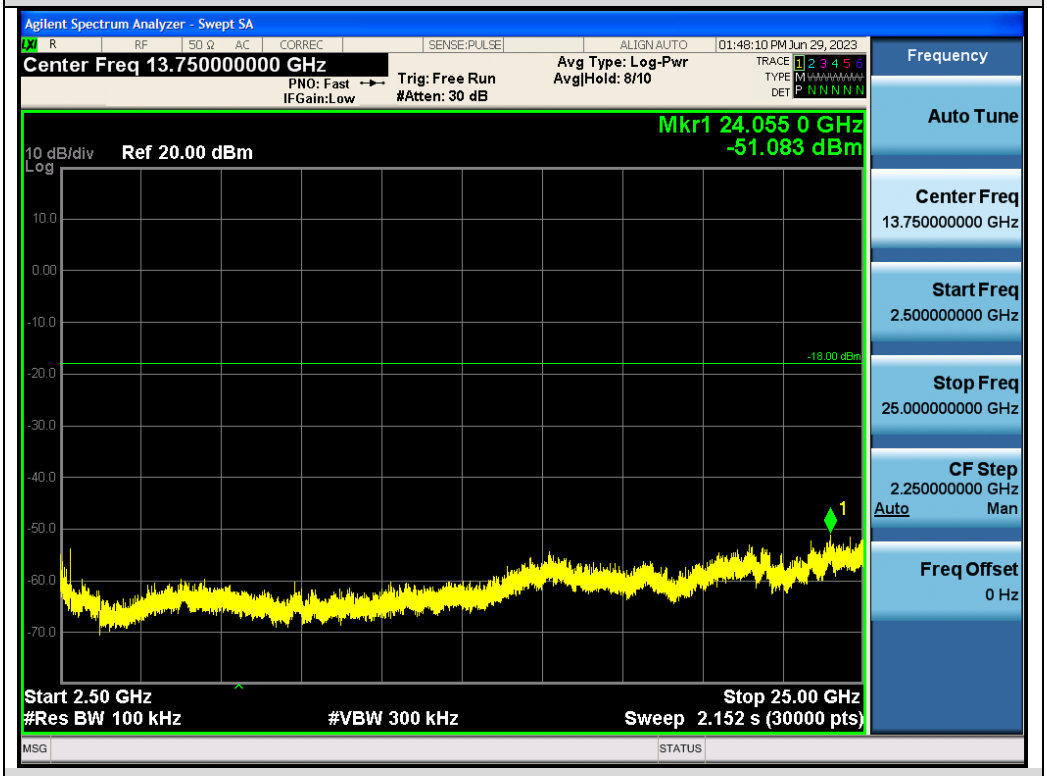


Test_Graph_802.11n40_ANT1_2452_MCS0_Higher Band Emissions

Any report having not been signed by authorized approver, or having been altered without authorization, or having not been stamped by the "Dedicated Testing/Inspection Stamp" is deemed to be invalid. Copying or excerpting portion of, or altering the content of the report is not permitted without the written authorization of AGC. The test results presented in the report apply only to the tested sample. Any objections to report issued by AGC should be submitted to AGC within 15days after the issuance of the test report. Further enquiry of validity or verification of the test report should be addressed to AGC by agc01@agccert.com.

## Test Graphs of Band Edge Emissions in Non-Restricted Frequency Bands

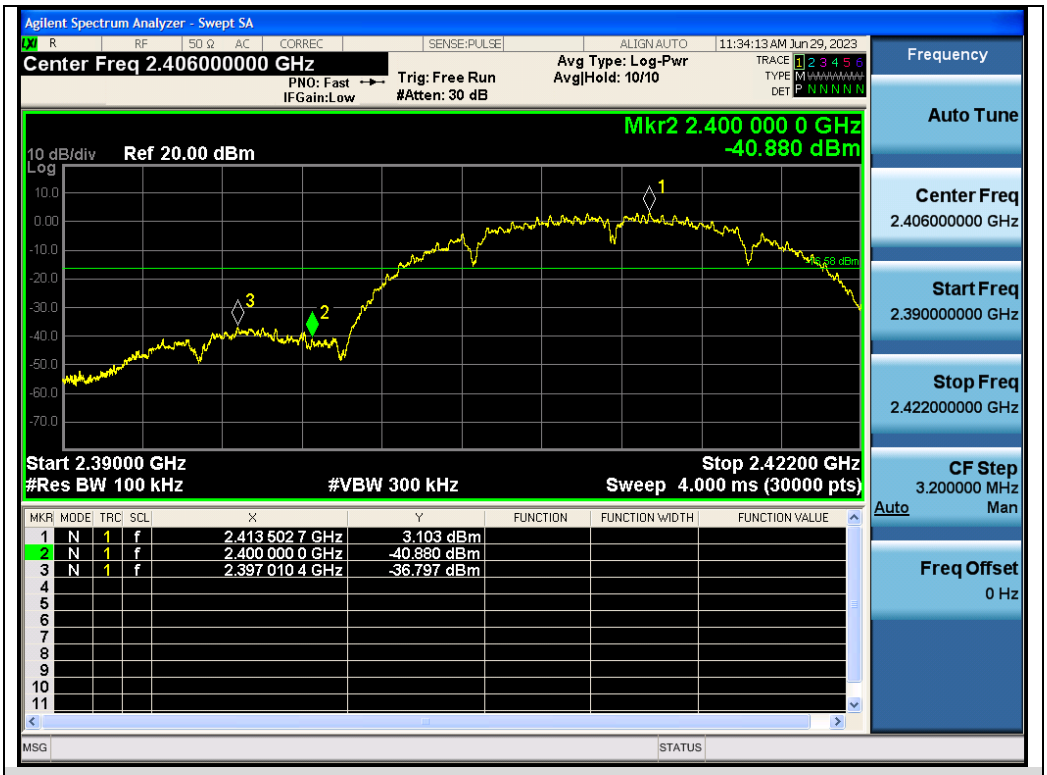


Test_Graph_802.11b_ANT1_2412_1Mbps_Lower Band Edge Emissions

Test_Graph_802.11g_ANT1_2412_6Mbps_Lower Band Edge Emissions

Any report having not been signed by authorized approver, or having been altered without authorization, or having not been stamped by the "Dedicated Testing/Inspection Stamp" is deemed to be invalid. Copying or excerpting portion of, or altering the content of the report is not permitted without the written authorization of AGC. The test results presented in the report apply only to the tested sample. Any objections to report issued by AGC should be submitted to AGC within 15days after the issuance of the test report. Further enquiry of validity or verification of the test report should be addressed to AGC by agc01@agccert.com.

Test_Graph_802.11n20_ANT1_2412_MCS0_Lower Band Edge Emissions

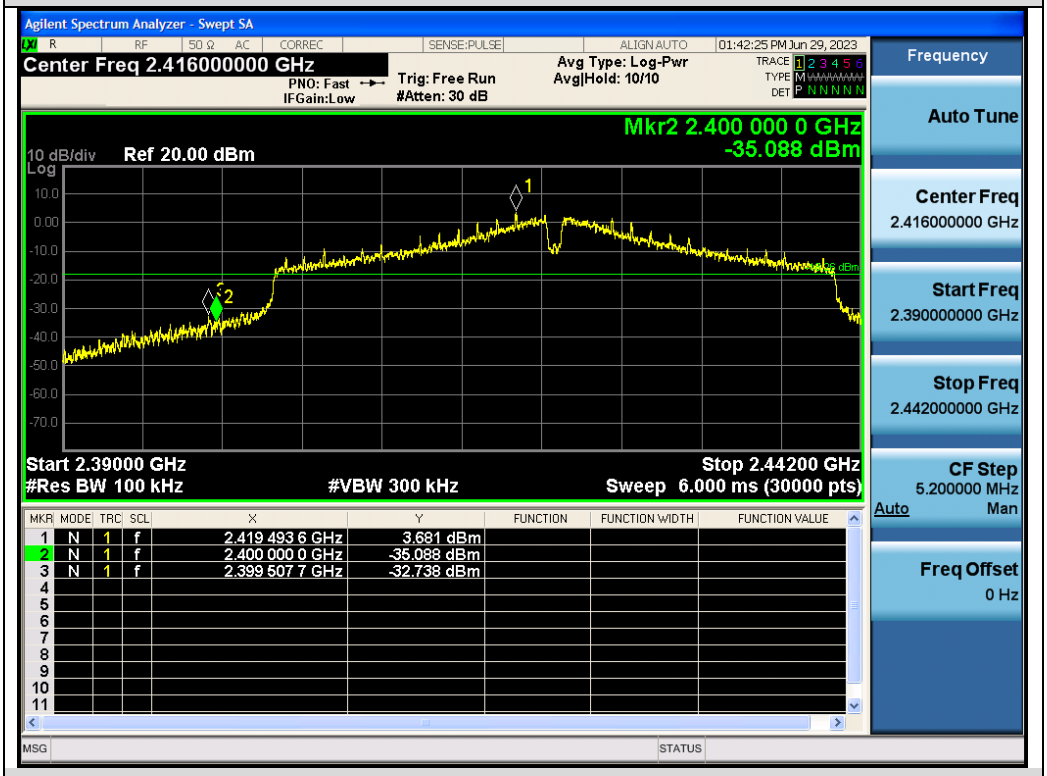


Test_Graph_802.11n40_ANT1_2422_MCS0_Lower Band Edge Emissions

Note: Emissions from 2483.5-2500MHz which fall in the restricted bands had been considered with the radiated emission limits specified.

Any report having not been signed by authorized approver, or having been altered without authorization, or having not been stamped by the "Dedicated Testing/Inspection Stamp" is deemed to be invalid. Copying or excerpting portion of, or altering the content of the report is not permitted without the written authorization of AGC. The test results presented in the report apply only to the tested sample. Any objections to report issued by AGC should be submitted to AGC within 15days after the issuance of the test report. Further enquiry of validity or verification of the test report should be addressed to AGC by agc01@agccert.com.

# 10. MAXIMUM CONDUCTED OUTPUT POWER SPECTRAL DENSITY

## 10.1 MEASUREMENT PROCEDURE

(1). Connect EUT RF output port to the Spectrum Analyzer through an RF attenuator
(2). Set the EUT Work on the top, the middle and the bottom operation frequency individually.
(3). Set SPA Trace 1 Max hold, then View.

Note: The method of PKPSD in the ANSI C63.10 (2013) item 11.10 was used in this testing.

## 10.2 TEST SET-UP (BLOCK DIAGRAM OF CONFIGURATION)

Refer to Section 8.2.

## 10.3 MEASUREMENT EQUIPMENT USED

Refer to Section 6.

## 10.4 LIMITS AND MEASUREMENT RESULT

| Test Data of Conducted Output Power Spectral Density | | | | | |
|---|---|---|---|---|---|
| Test Mode | Test Channel (MHz) | Power density (dBm/20kHz) | Power density (dBm/3kHz) | Limit (dBm/3kHz) | Pass or Fail |
| 802.11b | 2412 | -4.532 | -12.771 | ≤8 | Pass |
| | 2437 | -2.970 | -11.209 | ≤8 | Pass |
| | 2462 | -2.040 | -10.279 | ≤8 | Pass |
| 802.11g | 2412 | 2.006 | -6.233 | ≤8 | Pass |
| | 2437 | 1.985 | -6.254 | ≤8 | Pass |
| | 2462 | 1.501 | -6.738 | ≤8 | Pass |
| 802.11n20 | 2412 | 1.463 | -6.776 | ≤8 | Pass |
| | 2437 | 1.351 | -6.888 | ≤8 | Pass |
| | 2462 | 1.180 | -7.059 | ≤8 | Pass |
| 802.11n40 | 2422 | -1.361 | -9.60 | ≤8 | Pass |
| | 2437 | -2.058 | -10.297 | ≤8 | Pass |
| | 2452 | -1.691 | -9.93 | ≤8 | Pass |

Note: Power density(dBm/3kHz) = Power density(dBm/20kHz) – 10*log(20/3).

Any report having not been signed by authorized approver, or having been altered without authorization, or having not been stamped by the "Dedicated Testing/Inspection Stamp" is deemed to be invalid. Copying or excerpting portion of, or altering the content of the report is not permitted without the written authorization of AGC. The test results presented in the report apply only to the tested sample. Any objections to report issued by AGC should be submitted to AGC within 15days after the issuance of the test report. Further enquiry of validity or verification of the test report should be addressed to AGC by agc01@agccert.com.

## Test Graphs of Conducted Output Power Spectral Density

Test_Graph_802.11b_ANT1_2412_1Mbps_PSD

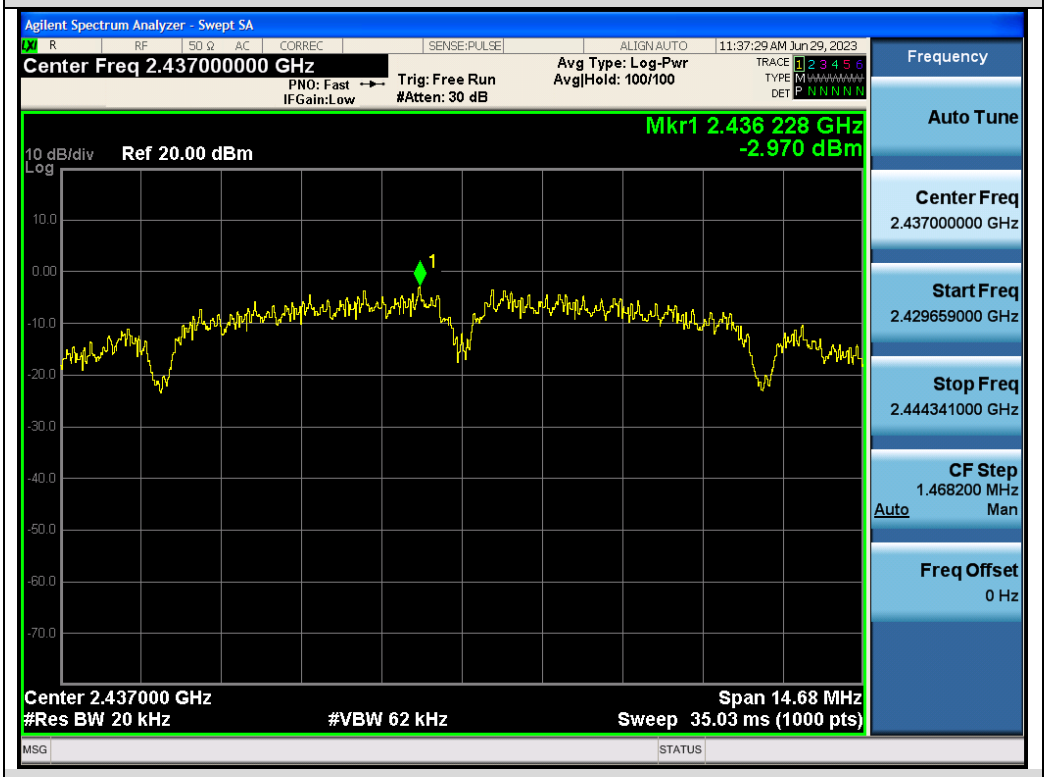


Test_Graph_802.11b_ANT1_2437_1Mbps_PSD

Any report having not been signed by authorized approver, or having been altered without authorization, or having not been stamped by the "Dedicated Testing/Inspection Stamp" is deemed to be invalid. Copying or excerpting portion of, or altering the content of the report is not permitted without the written authorization of AGC. The test results presented in the report apply only to the tested sample. Any objections to report issued by AGC should be submitted to AGC within 15days after the issuance of the test report. Further enquiry of validity or verification of the test report should be addressed to AGC by agc01@agccert.com.

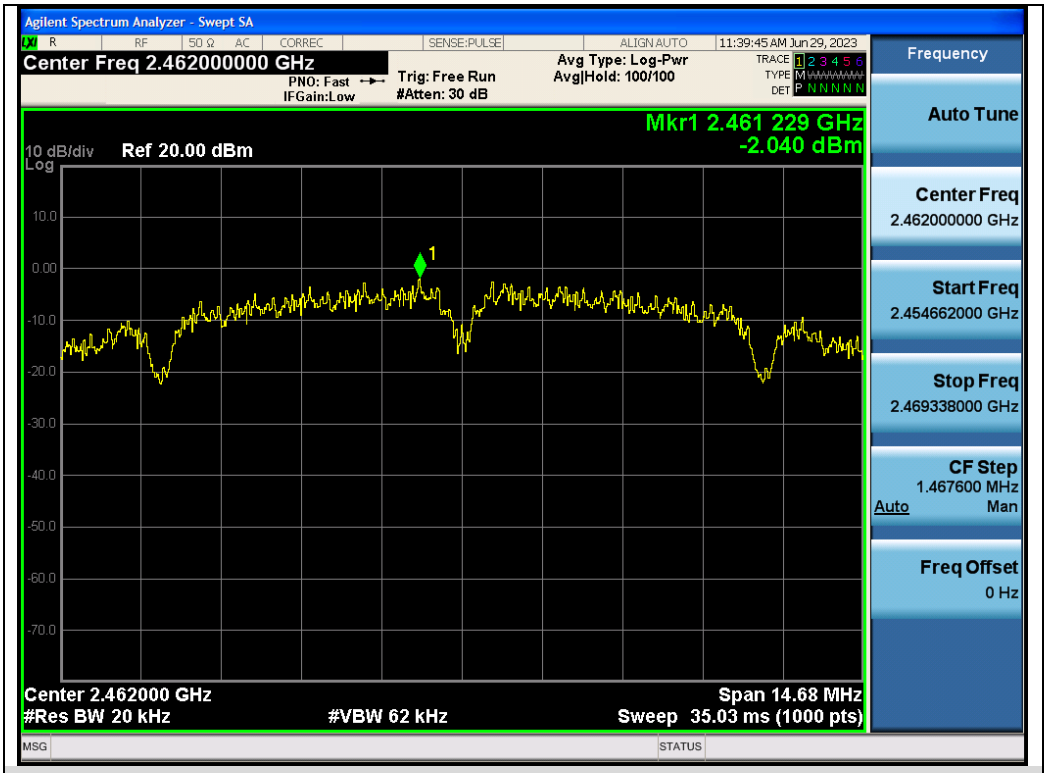


Test_Graph_802.11b_ANT1_2462_1Mbps_PSD

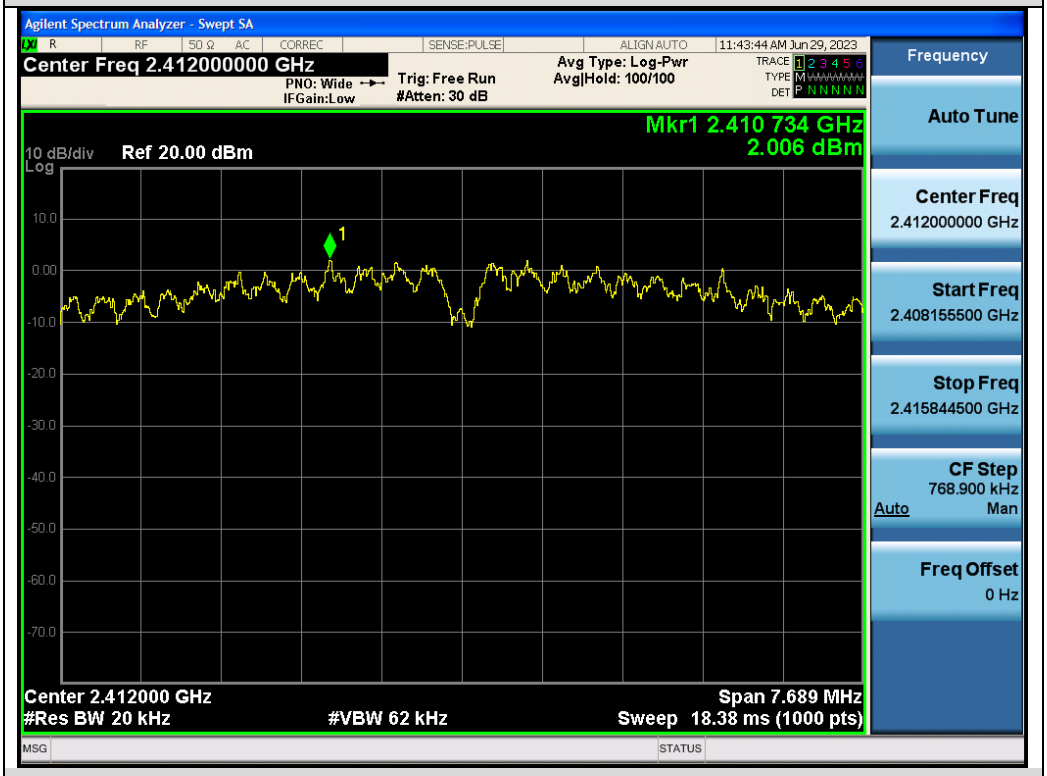


Test_Graph_802.11g_ANT1_2412_6Mbps_PSD

Any report having not been signed by authorized approver, or having been altered without authorization, or having not been stamped by the "Dedicated Testing/Inspection Stamp" is deemed to be invalid. Copying or excerpting portion of, or altering the content of the report is not permitted without the written authorization of AGC. The test results presented in the report apply only to the tested sample. Any objections to report issued by AGC should be submitted to AGC within 15days after the issuance of the test report. Further enquiry of validity or verification of the test report should be addressed to AGC by agc01@agccert.com.

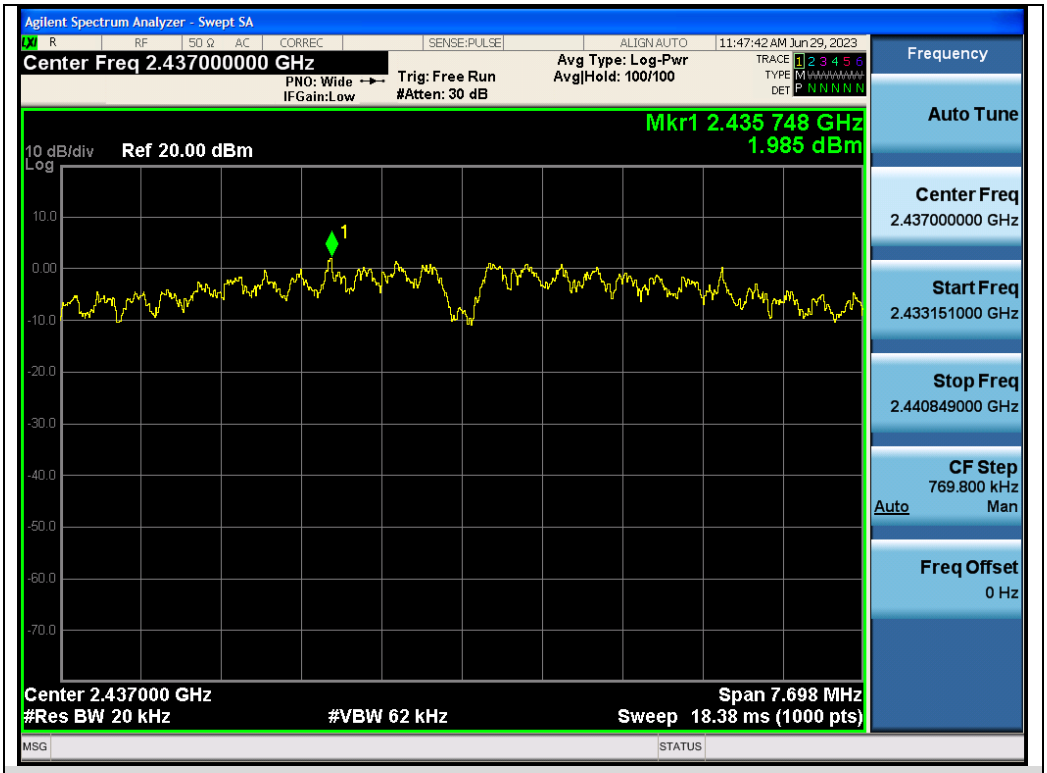


Test_Graph_802.11g_ANT1_2437_6Mbps_PSD

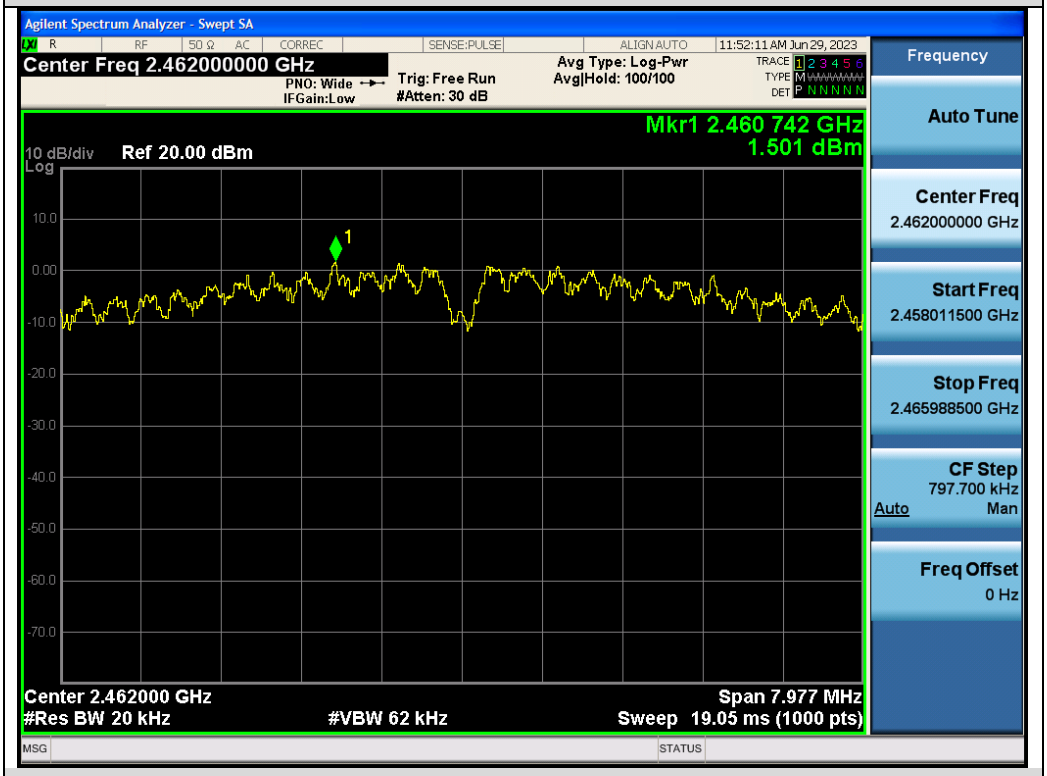


Test_Graph_802.11g_ANT1_2462_6Mbps_PSD

Any report having not been signed by authorized approver, or having been altered without authorization, or having not been stamped by the "Dedicated Testing/Inspection Stamp" is deemed to be invalid. Copying or excerpting portion of, or altering the content of the report is not permitted without the written authorization of AGC. The test results presented in the report apply only to the tested sample. Any objections to report issued by AGC should be submitted to AGC within 15days after the issuance of the test report. Further enquiry of validity or verification of the test report should be addressed to AGC by agc01@agccert.com.

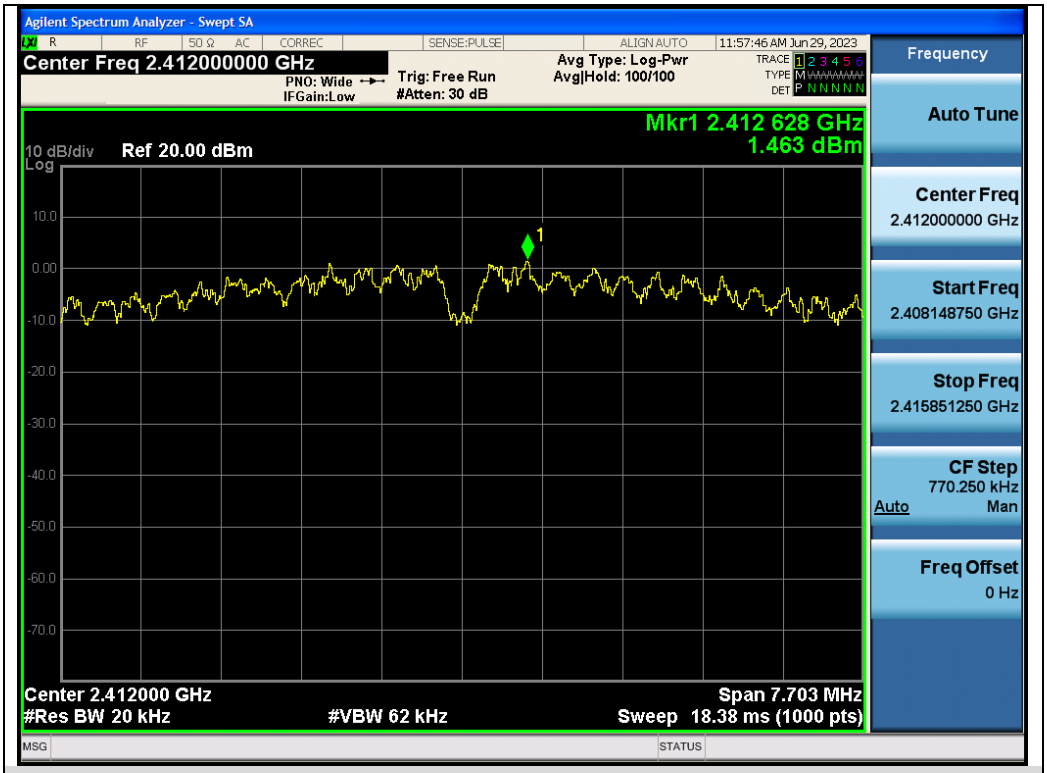


Test_Graph_802.11n20_ANT1_2412_MCS0_PSD

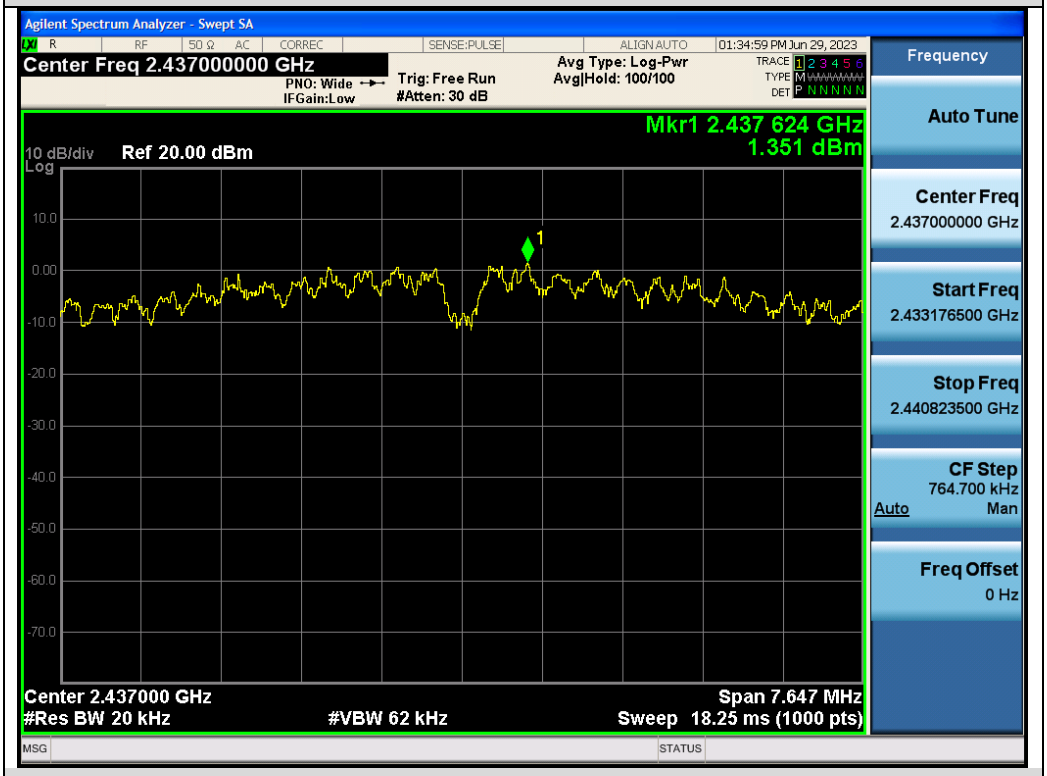


Test_Graph_802.11n20_ANT1_2437_MCS0_PSD

Any report having not been signed by authorized approver, or having been altered without authorization, or having not been stamped by the "Dedicated Testing/Inspection Stamp" is deemed to be invalid. Copying or excerpting portion of, or altering the content of the report is not permitted without the written authorization of AGC. The test results presented in the report apply only to the tested sample. Any objections to report issued by AGC should be submitted to AGC within 15days after the issuance of the test report. Further enquiry of validity or verification of the test report should be addressed to AGC by agc01@agccert.com.

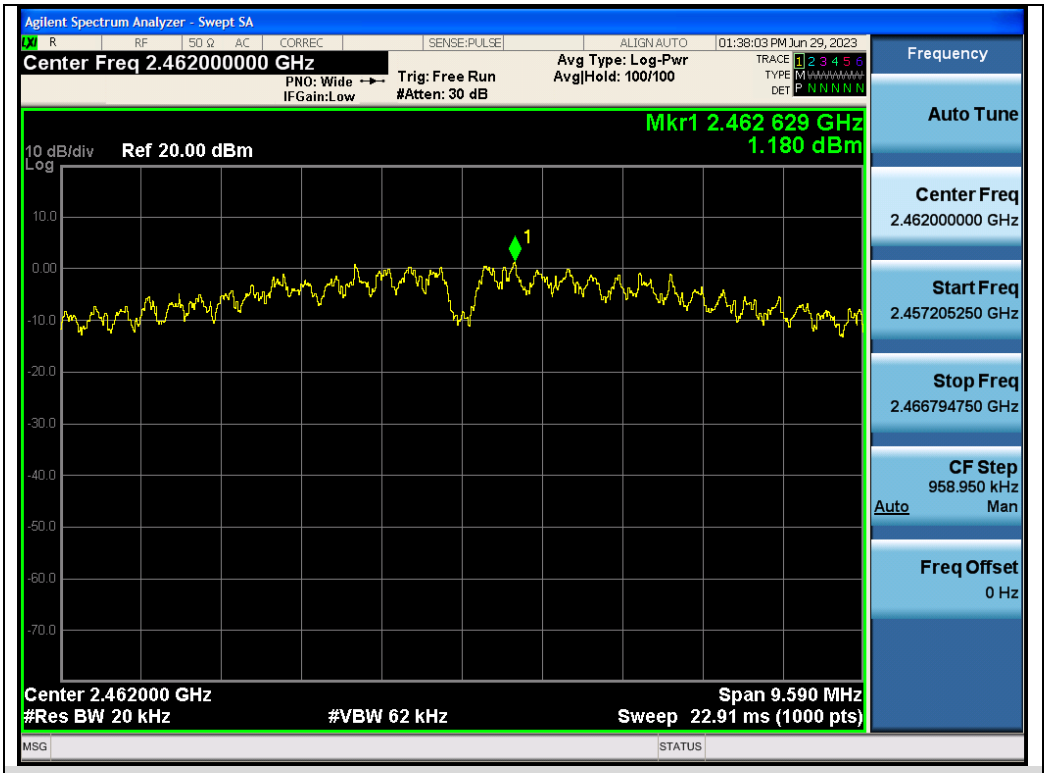


Test_Graph_802.11n20_ANT1_2462_MCS0_PSD

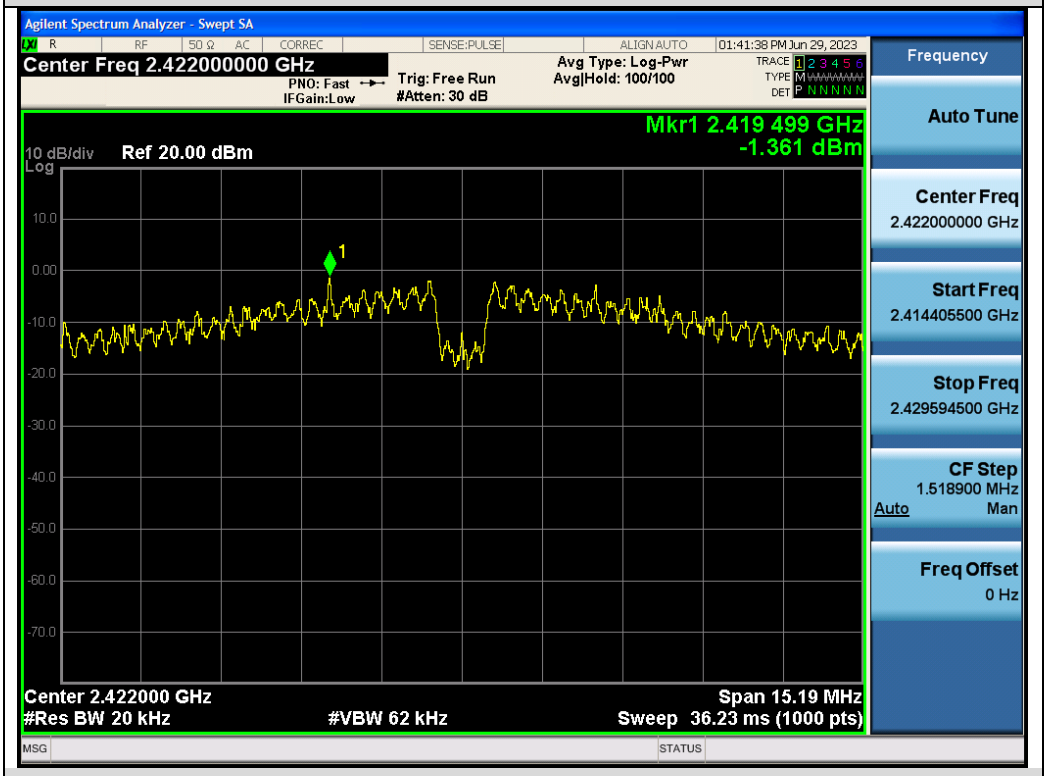


Test_Graph_802.11n40_ANT1_2422_MCS0_PSD

Any report having not been signed by authorized approver, or having been altered without authorization, or having not been stamped by the "Dedicated Testing/Inspection Stamp" is deemed to be invalid. Copying or excerpting portion of, or altering the content of the report is not permitted without the written authorization of AGC. The test results presented in the report apply only to the tested sample. Any objections to report issued by AGC should be submitted to AGC within 15days after the issuance of the test report. Further enquiry of validity or verification of the test report should be addressed to AGC by agc01@agccert.com.

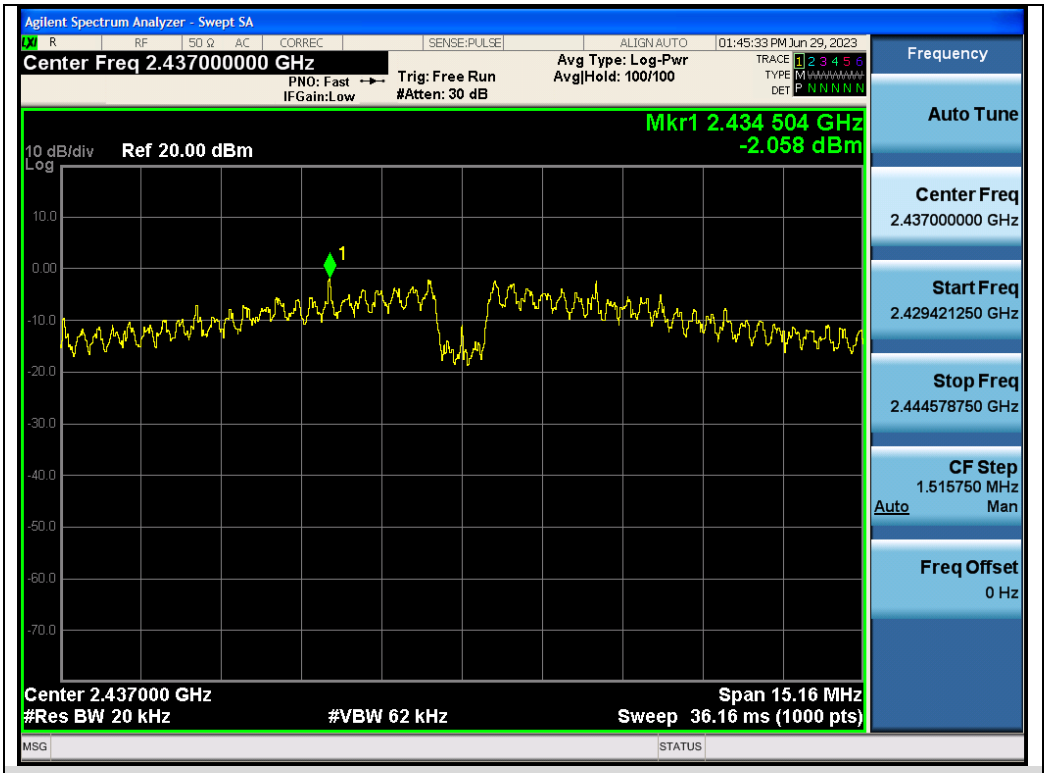


Test_Graph_802.11n40_ANT1_2437_MCS0_PSD

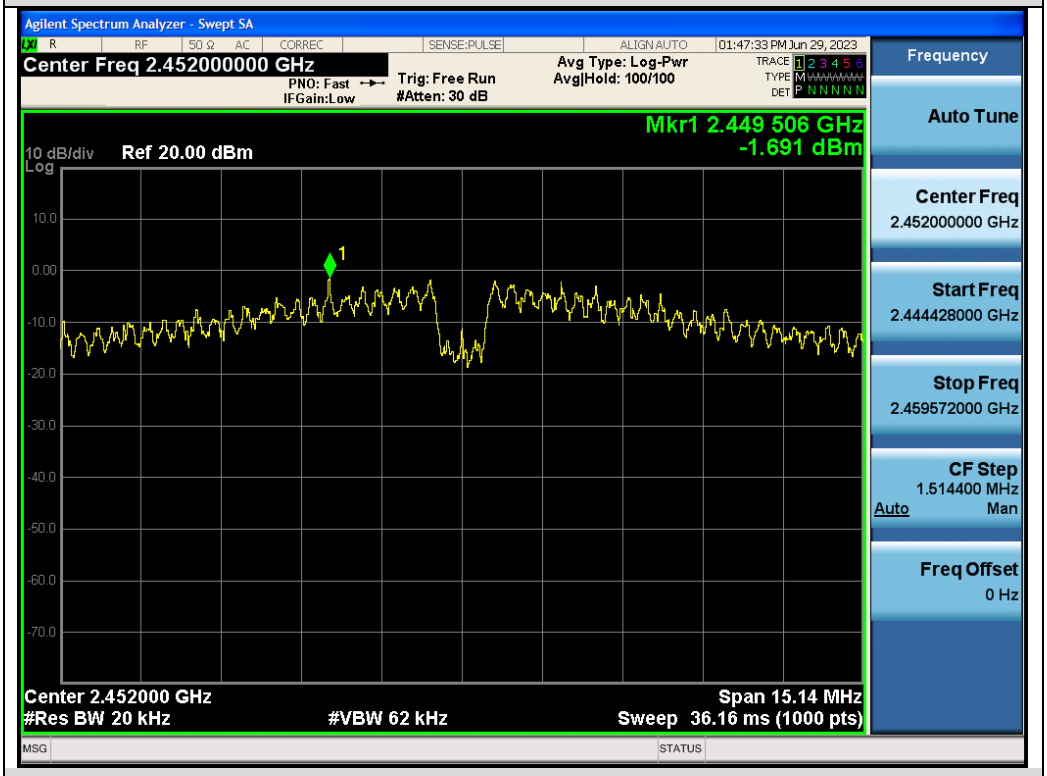


Test_Graph_802.11n40_ANT1_2452_MCS0_PSD

Any report having not been signed by authorized approver, or having been altered without authorization, or having not been stamped by the "Dedicated Testing/Inspection Stamp" is deemed to be invalid. Copying or excerpting portion of, or altering the content of the report is not permitted without the written authorization of AGC. The test results presented in the report apply only to the tested sample. Any objections to report issued by AGC should be submitted to AGC within 15days after the issuance of the test report. Further enquiry of validity or verification of the test report should be addressed to AGC by agc01@agccert.com.

# 11. RADIATED EMISSION

## 11.1. MEASUREMENT PROCEDURE

1. The EUT was placed on the top of the turntable 0.8 or 1.5 meter above ground. The phase center of the receiving antenna mounted on the top of a height-variable antenna tower was placed 3 meters far away from the turntable.
2. Power on the EUT and all the supporting units. The turntable was rotated by 360 degrees to determine the position of the highest radiation.
3. The height of the broadband receiving antenna was varied between one meter and four meters above ground to find the maximum emissions field strength of both horizontal and vertical polarization.
4. For each suspected emission, the antenna tower was scan (from 1 M to 4 M) and then the turntable was rotated (from 0 degree to 360 degrees) to find the maximum reading.
5. Set the test-receiver system to Peak or CISPR quasi-peak Detect Function with specified bandwidth under Maximum Hold Mode.
6. For emissions above 1GHz, use 1MHz RBW and 3MHz VBW for peak reading. Place the measurement antenna away from each area of the EUT determined to be a source of emissions at the specified measurement distance, while keeping the measurement antenna aimed at the source of emissions at each frequency of significant emissions, with polarization oriented for maximum response. The measurement antenna may have to be higher or lower than the EUT, depending on the radiation pattern of the emission and staying aimed at the emission source for receiving the maximum signal. The final measurement antenna elevation shall be that which maximizes the emissions. The measurement antenna elevation for maximum emissions shall be restricted to a range of heights of from 1 m to 4 m above the ground or reference ground plane.
7. When the radiated emissions limits are expressed in terms of the average value of the emissions, and pulsed operation is employed, the measurement field strength shall be determined by averaging over one complete pulse train, including blanking intervals, as long as the pulse train does not exceed 0.1 seconds. As an alternative (provided the transmitter operates for longer than 0.1 seconds) or in cases where the pulse train exceeds 0.1 seconds, the measured field strength shall be determined from the average absolute voltage during a 0.1 second interval during which the field strength is at its maximum values.
8. If the emissions level of the EUT in peak mode was 3 dB lower than the average limit specified, then testing will be stopped and peak values of EUT will be reported, otherwise, the emissions which do not have 3 dB margin will be repeated one by one using the quasi-peak method for below 1GHz.
9. For testing above 1GHz, the emissions level of the EUT in peak mode was lower than average limit (that means the emissions level in peak mode also complies with the limit in average mode), then testing will be stopped and peak values of EUT will be reported, otherwise, the emissions will be measured in average mode again and reported.
10. In case the emission is lower than 30MHz, loop antenna has to be used for measurement and the recorded data should be QP measured by receiver. High - Low scan is not required in this case.

Any report having not been signed by authorized approver, or having been altered without authorization, or having not been stamped by the "Dedicated Testing/Inspection Stamp" is deemed to be invalid. Copying or excerpting portion of, or altering the content of the report is not permitted without the written authorization of AGC. The test results presented in the report apply only to the tested sample. Any objections to report issued by AGC should be submitted to AGC within 15days after the issuance of the test report. Further enquiry of validity or verification of the test report should be addressed to AGC by agc01@agccert.com.

## 11.2. TEST SETUP

Radiated Emission Test-Setup Frequency Below 30MHz

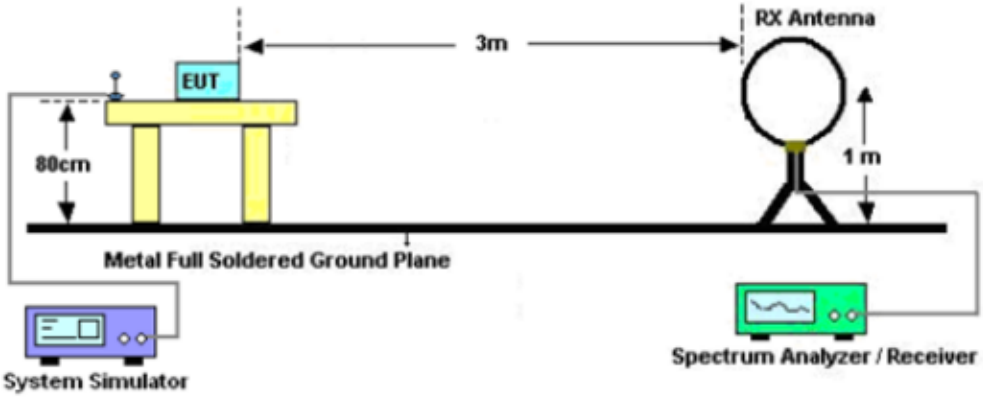


RADIATED EMISSION TEST SETUP 30MHz-1000MHz

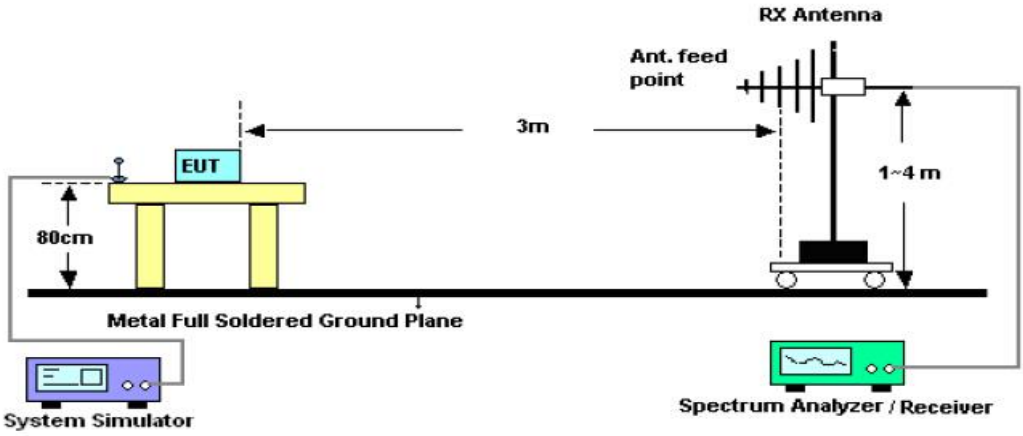


RADIATED EMISSION TEST SETUP ABOVE 1000MHz

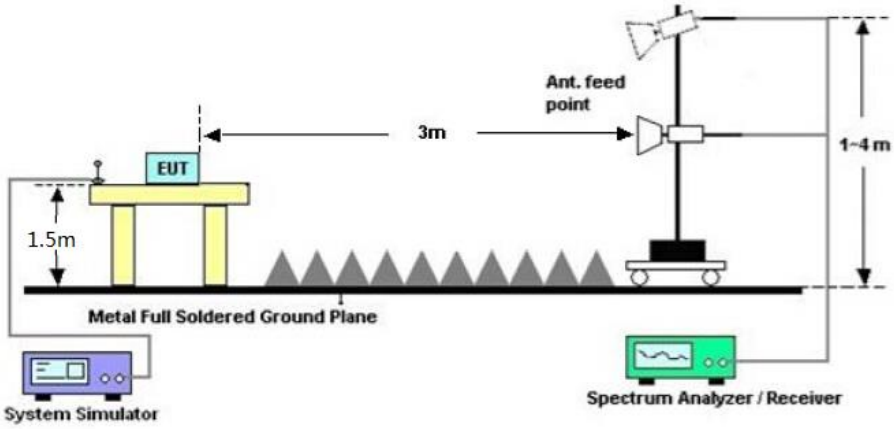


Any report having not been signed by authorized approver, or having been altered without authorization, or having not been stamped by the "Dedicated Testing/Inspection Stamp" is deemed to be invalid. Copying or excerpting portion of, or altering the content of the report is not permitted without the written authorization of AGC. The test results presented in the report apply only to the tested sample. Any objections to report issued by AGC should be submitted to AGC within 15days after the issuance of the test report. Further enquiry of validity or verification of the test report should be addressed to AGC by agc01@agccert.com.

### 11.3. LIMITS AND MEASUREMENT RESULT

15.209(a) Limit in the below table has to be followed

| Frequencies (MHz) | Field Strength (microvolts/meter) | Measurement Distance (meters) |
|---|---|---|
| 0.009~0.490 | 2400/F(kHz) | 300 |
| 0.490~1.705 | 24000/F(kHz) | 30 |
| 1.705~30.0 | 30 | 30 |
| 30~88 | 100 | 3 |
| 88~216 | 150 | 3 |
| 216~960 | 200 | 3 |
| Above 960 | 500 | 3 |

Note: All modes were tested for restricted band radiated emission,
the test records reported below are the worst result compared to other modes.

### 11.4. TEST RESULT

**Radiated emission below 30MHz**

The amplitude of spurious emissions from 9kHz to 30MHz which are attenuated more than 20 dB below the permissible value need not be reported.

Any report having not been signed by authorized approver, or having been altered without authorization, or having not been stamped by the "Dedicated Testing/Inspection Stamp" is deemed to be invalid. Copying or excerpting portion of, or altering the content of the report is not permitted without the written authorization of AGC. The test results presented in the report apply only to the tested sample. Any objections to report issued by AGC should be submitted to AGC within 15days after the issuance of the test report. Further enquiry of validity or verification of the test report should be addressed to AGC by agc01@agccert.com.

**Radiated emission from 30MHz to 1000MHz**

| | | | |
|---|---|---|---|
| **EUT** | Solar Dual-Lens Panoramic Camera | **Model Name** | Y6 |
| **Temperature** | 23.9°C | **Relative Humidity** | 58.2% |
| **Pressure** | 960hPa | **Test Voltage** | Normal Voltage |
| **Test Mode** | 802.11g with date rate 1 2412MHz | **Antenna** | Horizontal |

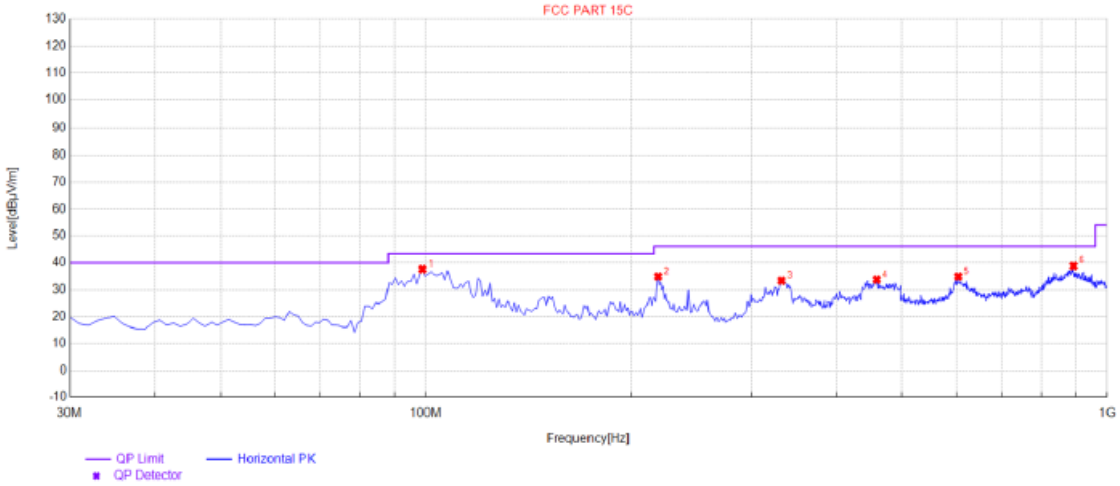


| NO. | Freq. [MHz] | Level [dBμV/m] | Factor [dB] | Limit [dBμV/m] | Margin [dB] | Height [cm] | Angle [°] | Polarity |
|---|---|---|---|---|---|---|---|---|
| 1 | 98.87 | 37.65 | 20.81 | 43.50 | 5.85 | 100 | 340 | Horizontal |
| 2 | 219.15 | 34.92 | 14.14 | 46.00 | 11.08 | 100 | 210 | Horizontal |
| 3 | 332.64 | 33.36 | 21.04 | 46.00 | 12.64 | 100 | 340 | Horizontal |
| 4 | 458.74 | 33.75 | 27.45 | 46.00 | 12.25 | 100 | 300 | Horizontal |
| 5 | 604.24 | 34.91 | 28.57 | 46.00 | 11.09 | 100 | 120 | Horizontal |
| 6 | 891.36 | 38.87 | 32.38 | 46.00 | 7.13 | 100 | 160 | Horizontal |

**RESULT: PASS**

Any report having not been signed by authorized approver, or having been altered without authorization, or having not been stamped by the "Dedicated Testing/Inspection Stamp" is deemed to be invalid. Copying or excerpting portion of, or altering the content of the report is not permitted without the written authorization of AGC. The test results presented in the report apply only to the tested sample. Any objections to report issued by AGC should be submitted to AGC within 15days after the issuance of the test report. Further enquiry of validity or verification of the test report should be addressed to AGC by agc01@agccert.com.

| | | | |
|---|---|---|---|
| **EUT** | Solar Dual-Lens Panoramic Camera | **Model Name** | Y6 |
| **Temperature** | 23.9°C | **Relative Humidity** | 58.2% |
| **Pressure** | 960hPa | **Test Voltage** | Normal Voltage |
| **Test Mode** | 802.11g with date rate 1 2412MHz | **Antenna** | Vertical |

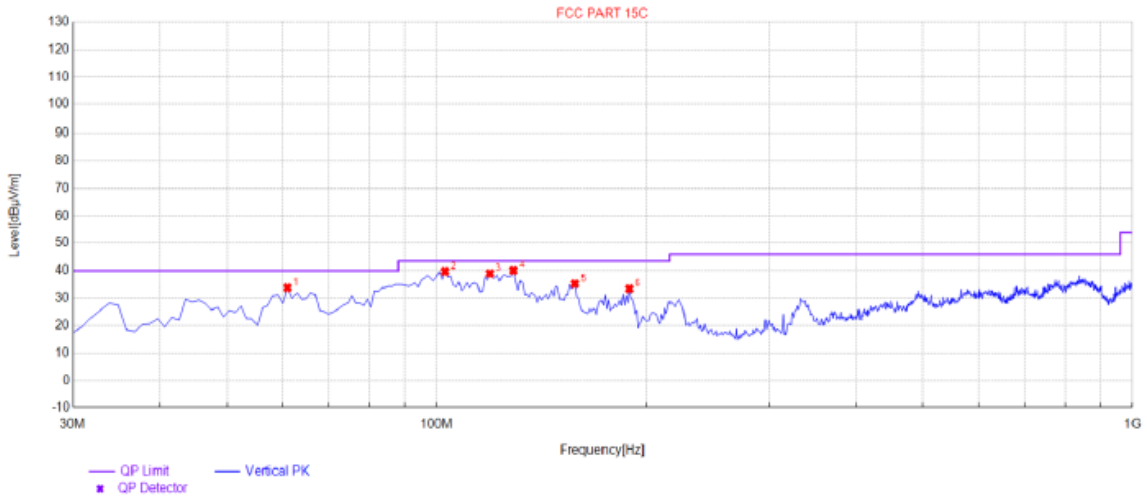


| NO. | Freq. [MHz] | Level [dBµV/m] | Factor [dB] | Limit [dBµV/m] | Margin [dB] | Height [cm] | Angle [°] | Polarity |
|---|---|---|---|---|---|---|---|---|
| 1 | 61.04 | 33.78 | 14.77 | 40.00 | 6.22 | 100 | 60 | Vertical |
| 2 | 102.75 | 39.66 | 13.50 | 43.50 | 3.84 | 100 | 230 | Vertical |
| 3 | 119.24 | 38.97 | 17.30 | 43.50 | 4.53 | 100 | 350 | Vertical |
| 4 | 128.94 | 40.06 | 18.52 | 43.50 | 3.44 | 100 | 20 | Vertical |
| 5 | 158.04 | 35.24 | 21.74 | 43.50 | 8.26 | 100 | 210 | Vertical |
| 6 | 189.08 | 33.43 | 15.02 | 43.50 | 10.07 | 100 | 40 | Vertical |

**RESULT: PASS**

**Note:** 1. Factor=Antenna Factor + Cable loss, Margin=Limit-Level.

2. The “Factor” value can be calculated automatically by software of measurement system.

3. All test modes had been pre-tested. The 802.11g at low channel is the worst case and recorded in the report.

Any report having not been signed by authorized approver, or having been altered without authorization, or having not been stamped by the “Dedicated Testing/Inspection Stamp” is deemed to be invalid. Copying or excerpting portion of, or altering the content of the report is not permitted without the written authorization of AGC. The test results presented in the report apply only to the tested sample. Any objections to report issued by AGC should be submitted to AGC within 15days after the issuance of the test report. Further enquiry of validity or verification of the test report should be addressed to AGC by agc01@agccert.com.

**Radiated emission above 1GHz**

| | | | |
|---|---|---|---|
| **EUT** | Solar Dual-Lens Panoramic Camera | **Model Name** | Y6 |
| **Temperature** | 23.9°C | **Relative Humidity** | 58.2% |
| **Pressure** | 960hPa | **Test Voltage** | Normal Voltage |
| **Test Mode** | 802.11g with date rate 1 2412MHz | **Antenna** | Horizontal |

| Frequency (MHz) | Meter Reading (dBμV) | Factor (dB) | Emission Level (dBμV/m) | Limits (dBμV/m) | Margin (dB) | Value Type |
|---|---|---|---|---|---|---|
| 4824.000 | 54.63 | 0.08 | 54.71 | 74 | -19.29 | peak |
| 4824.000 | 45.15 | 0.08 | 45.23 | 54 | -8.77 | AVG |
| 7236.000 | 49.32 | 2.21 | 51.53 | 74 | -22.47 | peak |
| 7236.000 | 40.24 | 2.21 | 42.45 | 54 | -11.55 | AVG |
| | | | | | | |
| | | | | | | |
| Remark: | | | | | | |
| Factor = Antenna Factor + Cable Loss – Pre-amplifier. | | | | | | |

| | | | |
|---|---|---|---|
| **EUT** | Solar Dual-Lens Panoramic Camera | **Model Name** | Y6 |
| **Temperature** | 23.9°C | **Relative Humidity** | 58.2% |
| **Pressure** | 960hPa | **Test Voltage** | Normal Voltage |
| **Test Mode** | 802.11g with date rate 1 2412MHz | **Antenna** | Vertical |

| Frequency (MHz) | Meter Reading (dBμV) | Factor (dB) | Emission Level (dBμV/m) | Limits (dBμV/m) | Margin (dB) | Value Type |
|---|---|---|---|---|---|---|
| 4824.000 | 55.27 | 0.08 | 55.35 | 74 | -18.65 | peak |
| 4824.000 | 45.35 | 0.08 | 45.43 | 54 | -8.57 | AVG |
| 7236.000 | 51.03 | 2.21 | 53.24 | 74 | -20.76 | peak |
| 7236.000 | 40.81 | 2.21 | 43.02 | 54 | -10.98 | AVG |
| | | | | | | |
| | | | | | | |
| Remark: | | | | | | |
| Factor = Antenna Factor + Cable Loss – Pre-amplifier. | | | | | | |

Any report having not been signed by authorized approver, or having been altered without authorization, or having not been stamped by the "Dedicated Testing/Inspection Stamp" is deemed to be invalid. Copying or excerpting portion of, or altering the content of the report is not permitted without the written authorization of AGC. The test results presented in the report apply only to the tested sample. Any objections to report issued by AGC should be submitted to AGC within 15days after the issuance of the test report. Further enquiry of validity or verification of the test report should be addressed to AGC by agc01@agccert.com.

| | | | |
|---|---|---|---|
| **EUT** | Solar Dual-Lens Panoramic Camera | **Model Name** | Y6 |
| **Temperature** | 23.9°C | **Relative Humidity** | 58.2% |
| **Pressure** | 960hPa | **Test Voltage** | Normal Voltage |
| **Test Mode** | 802.11g with date rate 1 2437MHz | **Antenna** | Horizontal |

| Frequency (MHz) | Meter Reading (dBμV) | Factor (dB) | Emission Level (dBμV/m) | Limits (dBμV/m) | Margin (dB) | Value Type |
|---|---|---|---|---|---|---|
| 4874.000 | 56.33 | 0.14 | 56.47 | 74 | -17.53 | peak |
| 4874.000 | 45.94 | 0.14 | 46.08 | 54 | -7.92 | AVG |
| 7311.000 | 51.05 | 2.36 | 53.41 | 74 | -20.59 | peak |
| 7311.000 | 40.29 | 2.36 | 42.65 | 54 | -11.35 | AVG |
| | | | | | | |
| | | | | | | |
| Remark: | | | | | | |
| Factor = Antenna Factor + Cable Loss – Pre-amplifier. | | | | | | |

| | | | |
|---|---|---|---|
| **EUT** | Solar Dual-Lens Panoramic Camera | **Model Name** | Y6 |
| **Temperature** | 23.9°C | **Relative Humidity** | 58.2% |
| **Pressure** | 960hPa | **Test Voltage** | Normal Voltage |
| **Test Mode** | 802.11g with date rate 1 2437MHz | **Antenna** | Vertical |

| Frequency (MHz) | Meter Reading (dBμV) | Factor (dB) | Emission Level (dBμV/m) | Limits (dBμV/m) | Margin (dB) | Value Type |
|---|---|---|---|---|---|---|
| 4874.000 | 55.33 | 0.14 | 55.47 | 74 | -18.53 | peak |
| 4874.000 | 46.17 | 0.14 | 46.31 | 54 | -7.69 | AVG |
| 7311.000 | 50.22 | 2.36 | 52.58 | 74 | -21.42 | peak |
| 7311.000 | 40.34 | 2.36 | 42.7 | 54 | -11.3 | AVG |
| | | | | | | |
| | | | | | | |
| Remark: | | | | | | |
| Factor = Antenna Factor + Cable Loss – Pre-amplifier. | | | | | | |

Any report having not been signed by authorized approver, or having been altered without authorization, or having not been stamped by the "Dedicated Testing/Inspection Stamp" is deemed to be invalid. Copying or excerpting portion of, or altering the content of the report is not permitted without the written authorization of AGC. The test results presented in the report apply only to the tested sample. Any objections to report issued by AGC should be submitted to AGC within 15days after the issuance of the test report. Further enquiry of validity or verification of the test report should be addressed to AGC by agc01@agccert.com.

| | | | |
|---|---|---|---|
| **EUT** | Solar Dual-Lens Panoramic Camera | **Model Name** | Y6 |
| **Temperature** | 23.9°C | **Relative Humidity** | 58.2% |
| **Pressure** | 960hPa | **Test Voltage** | Normal Voltage |
| **Test Mode** | 802.11g with date rate 1 2462MHz | **Antenna** | Horizontal |

| Frequency (MHz) | Meter Reading (dBμV) | Factor (dB) | Emission Level (dBμV/m) | Limits (dBμV/m) | Margin (dB) | Value Type |
|---|---|---|---|---|---|---|
| 4924.000 | 54.33 | 0.22 | 54.55 | 74 | -19.45 | peak |
| 4924.000 | 43.26 | 0.22 | 43.48 | 54 | -10.52 | AVG |
| 7386.000 | 49.24 | 2.64 | 51.88 | 74 | -22.12 | peak |
| 7386.000 | 40.07 | 2.64 | 42.71 | 54 | -11.29 | AVG |
| | | | | | | |
| | | | | | | |
| Remark: | | | | | | |
| Factor = Antenna Factor + Cable Loss – Pre-amplifier. | | | | | | |

| | | | |
|---|---|---|---|
| **EUT** | Solar Dual-Lens Panoramic Camera | **Model Name** | Y6 |
| **Temperature** | 23.9°C | **Relative Humidity** | 58.2% |
| **Pressure** | 960hPa | **Test Voltage** | Normal Voltage |
| **Test Mode** | 802.11g with date rate 1 2462MHz | **Antenna** | Vertical |

| Frequency (MHz) | Meter Reading (dBμV) | Factor (dB) | Emission Level (dBμV/m) | Limits (dBμV/m) | Margin (dB) | Value Type |
|---|---|---|---|---|---|---|
| 4924.000 | 56.11 | 0.22 | 56.33 | 74 | -17.67 | peak |
| 4924.000 | 45.13 | 0.22 | 45.35 | 54 | -8.65 | AVG |
| 7386.000 | 51.09 | 2.64 | 53.73 | 74 | -20.27 | peak |
| 7386.000 | 42.34 | 2.64 | 44.98 | 54 | -9.02 | AVG |
| | | | | | | |
| | | | | | | |
| Remark: | | | | | | |
| Factor = Antenna Factor + Cable Loss – Pre-amplifier. | | | | | | |

**RESULT: PASS**

**Note:**

The amplitude of other spurious emissions from 1G to 25 GHz which are attenuated more than 20 dB below the permissible value need not be reported.

Factor = Antenna Factor + Cable loss - Amplifier gain, Margin=Level-Limit.

The “Factor” value can be calculated automatically by software of measurement system.

All test modes had been pre-tested. The 802.11g mode is the worst case and recorded in the report.

Any report having not been signed by authorized approver, or having been altered without authorization, or having not been stamped by the “Dedicated Testing/Inspection Stamp” is deemed to be invalid. Copying or excerpting portion of, or altering the content of the report is not permitted without the written authorization of AGC. The test results presented in the report apply only to the tested sample. Any objections to report issued by AGC should be submitted to AGC within 15days after the issuance of the test report. Further enquiry of validity or verification of the test report should be addressed to AGC by agc01@agccert.com.

**Test result for band edge emission at restricted bands**

| | | | |
|---|---|---|---|
| **EUT** | Solar Dual-Lens Panoramic Camera | **Model Name** | Y6 |
| **Temperature** | 23.9°C | **Relative Humidity** | 60% |
| **Pressure** | 960hPa | **Test Voltage** | Normal Voltage |
| **Test Mode** | 802.11b with data rate 1 2412MHz | **Antenna** | Horizontal |

Test Graph for Peak Measurement

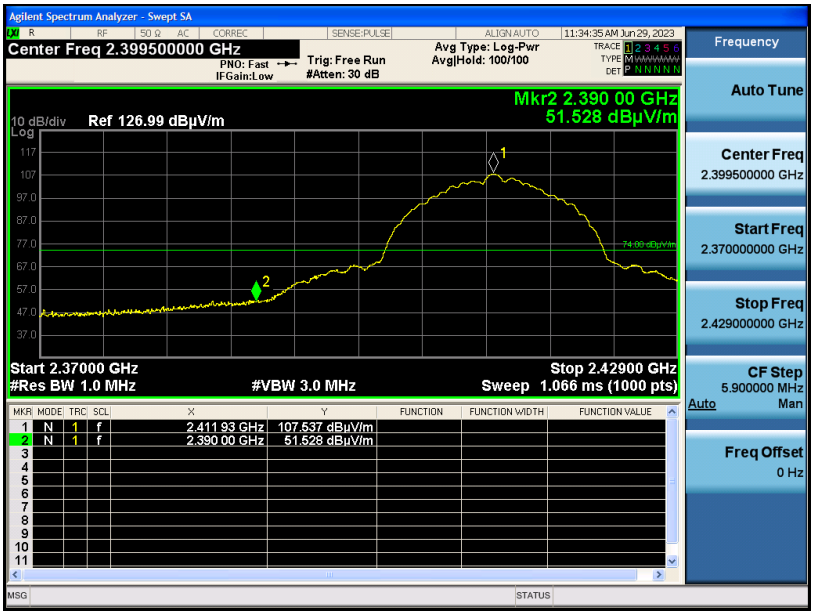


Test Graph for Average Measurement

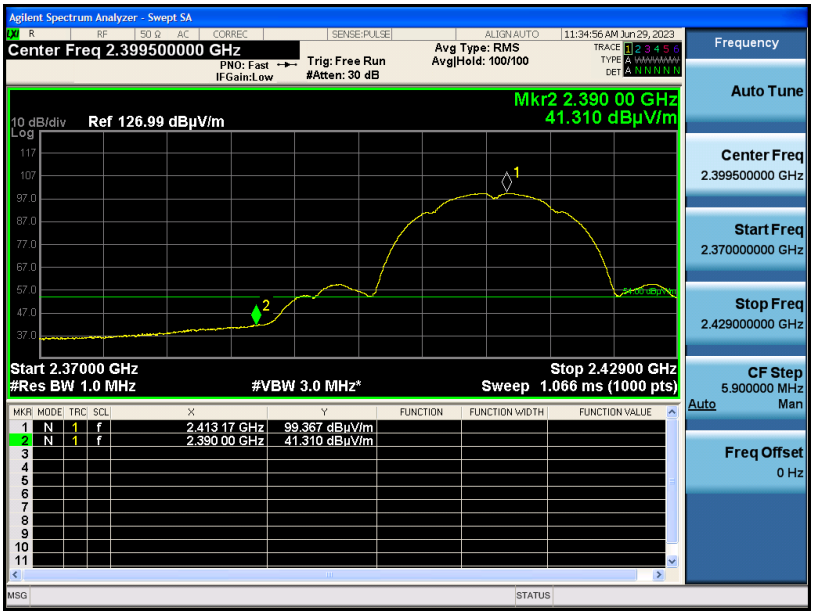


**RESULT: PASS**

Any report having not been signed by authorized approver, or having been altered without authorization, or having not been stamped by the "Dedicated Testing/Inspection Stamp" is deemed to be invalid. Copying or excerpting portion of, or altering the content of the report is not permitted without the written authorization of AGC. The test results presented in the report apply only to the tested sample. Any objections to report issued by AGC should be submitted to AGC within 15days after the issuance of the test report. Further enquiry of validity or verification of the test report should be addressed to AGC by agc01@agccert.com.

| | | | |
|---|---|---|---|
| **EUT** | Solar Dual-Lens Panoramic Camera | **Model Name** | Y6 |
| **Temperature** | 23.9°C | **Relative Humidity** | 60% |
| **Pressure** | 960hPa | **Test Voltage** | Normal Voltage |
| **Test Mode** | 802.11b with data rate 1 2412MHz | **Antenna** | Vertical |

Test Graph for Peak Measurement

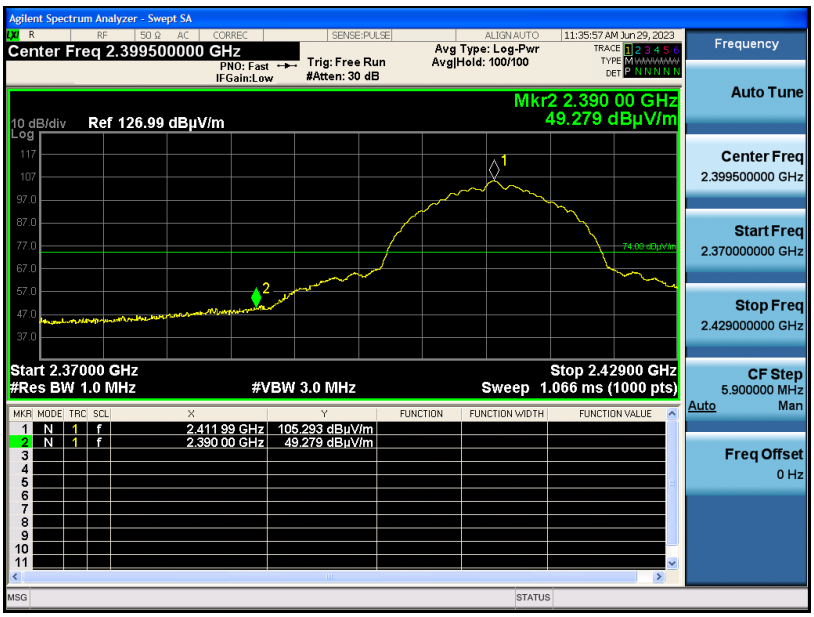


Test Graph for Average Measurement

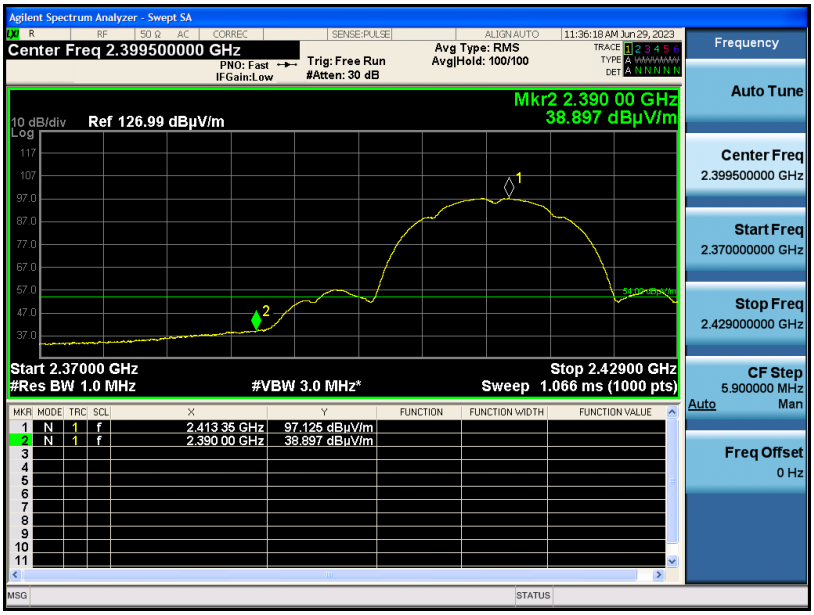


**RESULT: PASS**

Any report having not been signed by authorized approver, or having been altered without authorization, or having not been stamped by the "Dedicated Testing/Inspection Stamp" is deemed to be invalid. Copying or excerpting portion of, or altering the content of the report is not permitted without the written authorization of AGC. The test results presented in the report apply only to the tested sample. Any objections to report issued by AGC should be submitted to AGC within 15days after the issuance of the test report. Further enquiry of validity or verification of the test report should be addressed to AGC by agc01@agccert.com.

| | | | |
|---|---|---|---|
| **EUT** | Solar Dual-Lens Panoramic Camera | **Model Name** | Y6 |
| **Temperature** | 23.9°C | **Relative Humidity** | 60% |
| **Pressure** | 960hPa | **Test Voltage** | Normal Voltage |
| **Test Mode** | 802.11b with data rate 1 2462MHz | **Antenna** | Horizontal |

Test Graph for Peak Measurement

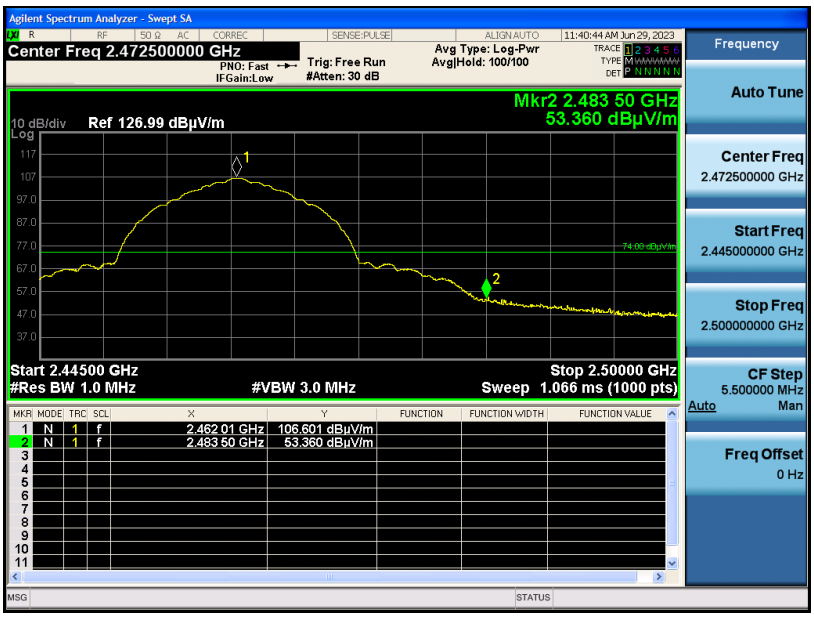


Test Graph for Average Measurement

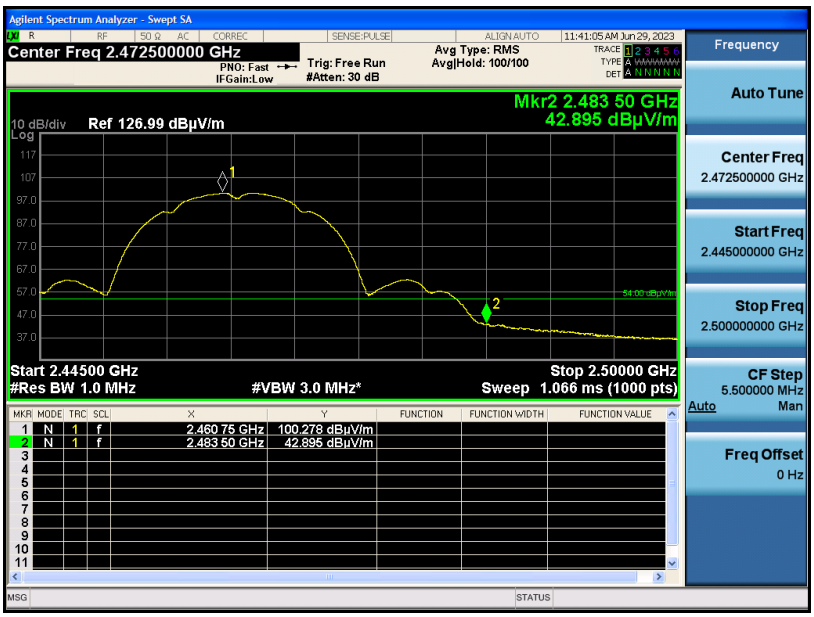


**RESULT: PASS**

Any report having not been signed by authorized approver, or having been altered without authorization, or having not been stamped by the "Dedicated Testing/Inspection Stamp" is deemed to be invalid. Copying or excerpting portion of, or altering the content of the report is not permitted without the written authorization of AGC. The test results presented in the report apply only to the tested sample. Any objections to report issued by AGC should be submitted to AGC within 15days after the issuance of the test report. Further enquiry of validity or verification of the test report should be addressed to AGC by agc01@agccert.com.

| | | | |
|---|---|---|---|
| **EUT** | Solar Dual-Lens Panoramic Camera | **Model Name** | Y6 |
| **Temperature** | 23.9°C | **Relative Humidity** | 60% |
| **Pressure** | 960hPa | **Test Voltage** | Normal Voltage |
| **Test Mode** | 802.11b with data rate 1 2462MHz | **Antenna** | Vertical |

Test Graph for Peak Measurement

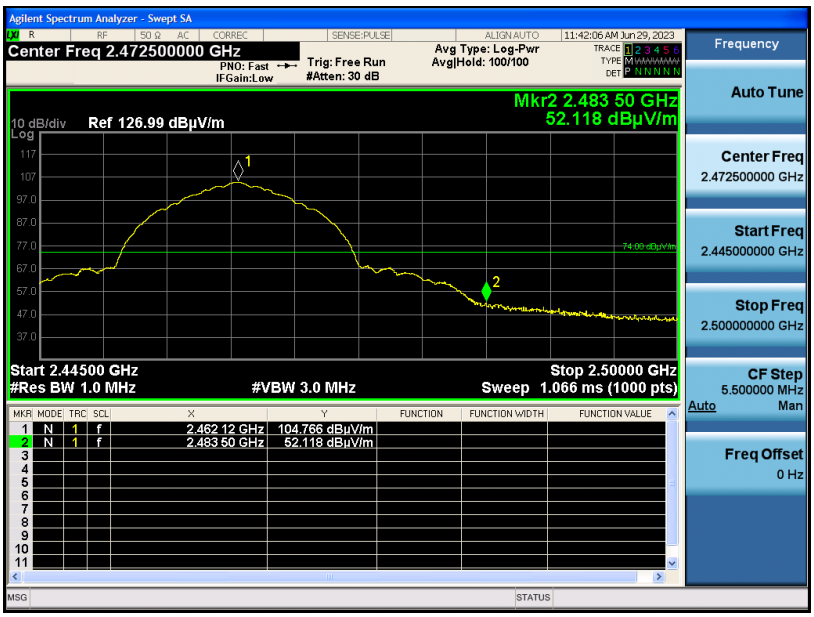


Test Graph for Average Measurement

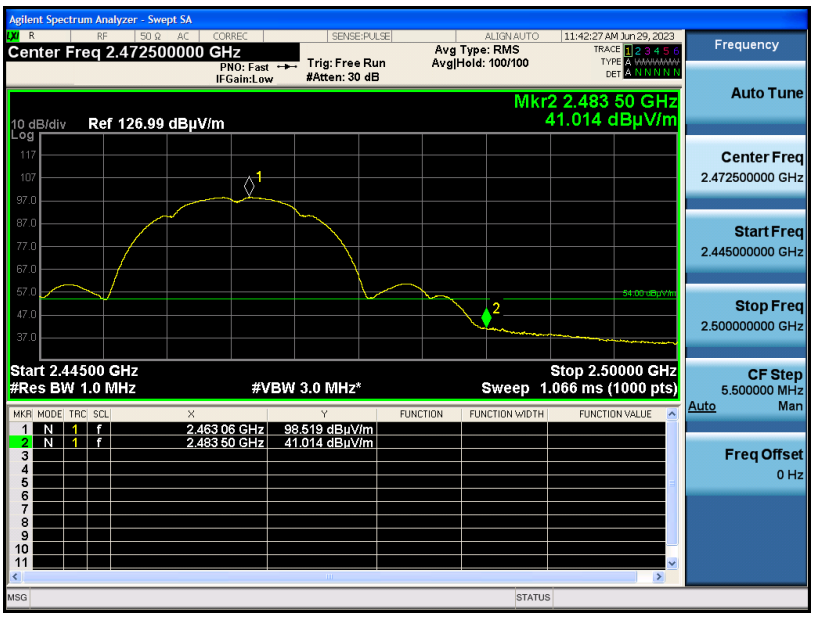


**RESULT: PASS**

Any report having not been signed by authorized approver, or having been altered without authorization, or having not been stamped by the "Dedicated Testing/Inspection Stamp" is deemed to be invalid. Copying or excerpting portion of, or altering the content of the report is not permitted without the written authorization of AGC. The test results presented in the report apply only to the tested sample. Any objections to report issued by AGC should be submitted to AGC within 15days after the issuance of the test report. Further enquiry of validity or verification of the test report should be addressed to AGC by agc01@agccert.com.

| | | | |
|---|---|---|---|
| **EUT** | Solar Dual-Lens Panoramic Camera | **Model Name** | Y6 |
| **Temperature** | 23.9°C | **Relative Humidity** | 60% |
| **Pressure** | 960hPa | **Test Voltage** | Normal Voltage |
| **Test Mode** | 802.11g with data rate 6 2412MHz | **Antenna** | Horizontal |

Test Graph for Peak Measurement

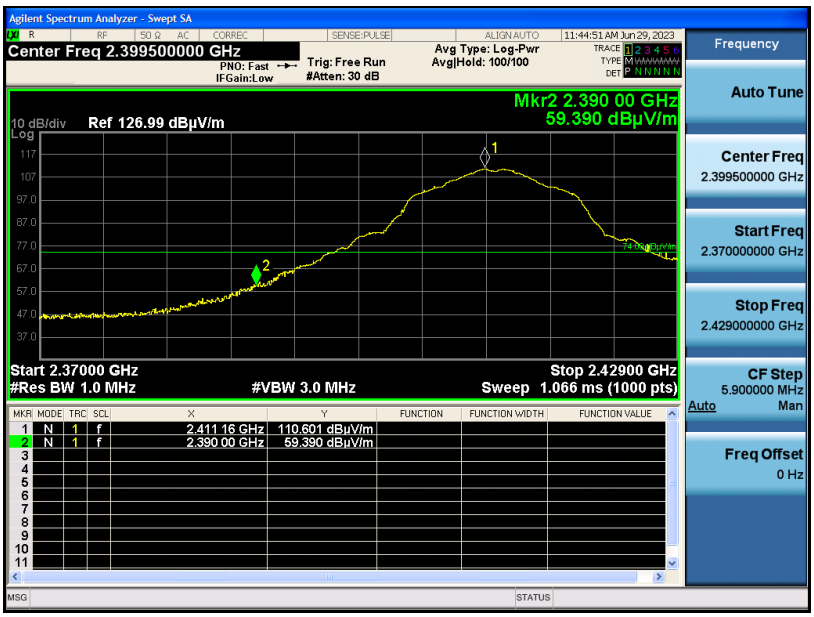


Test Graph for Average Measurement

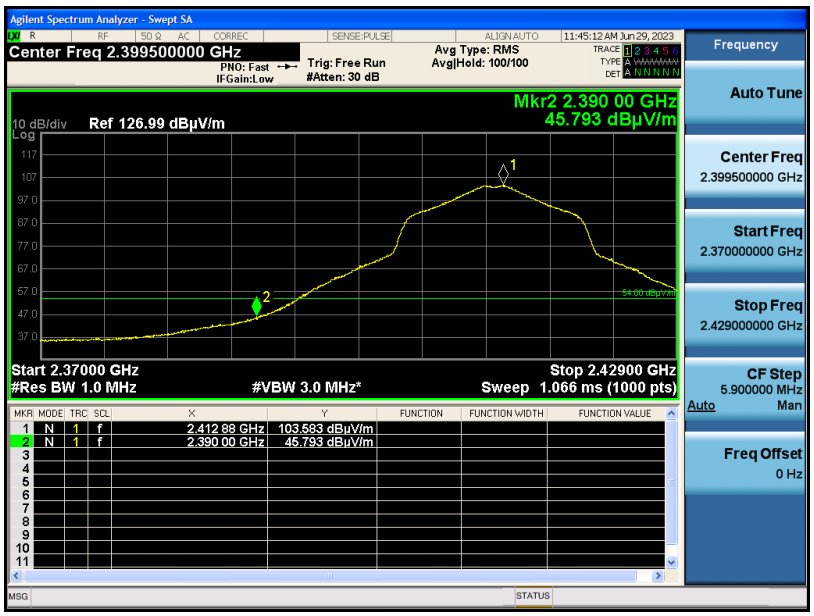


**RESULT: PASS**

Any report having not been signed by authorized approver, or having been altered without authorization, or having not been stamped by the "Dedicated Testing/Inspection Stamp" is deemed to be invalid. Copying or excerpting portion of, or altering the content of the report is not permitted without the written authorization of AGC. The test results presented in the report apply only to the tested sample. Any objections to report issued by AGC should be submitted to AGC within 15days after the issuance of the test report. Further enquiry of validity or verification of the test report should be addressed to AGC by agc01@agccert.com.

| | | | |
|---|---|---|---|
| **EUT** | Solar Dual-Lens Panoramic Camera | **Model Name** | Y6 |
| **Temperature** | 23.9°C | **Relative Humidity** | 60% |
| **Pressure** | 960hPa | **Test Voltage** | Normal Voltage |
| **Test Mode** | 802.11g with data rate 6 2412MHz | **Antenna** | Vertical |

Test Graph for Peak Measurement

Test Graph for Average Measurement

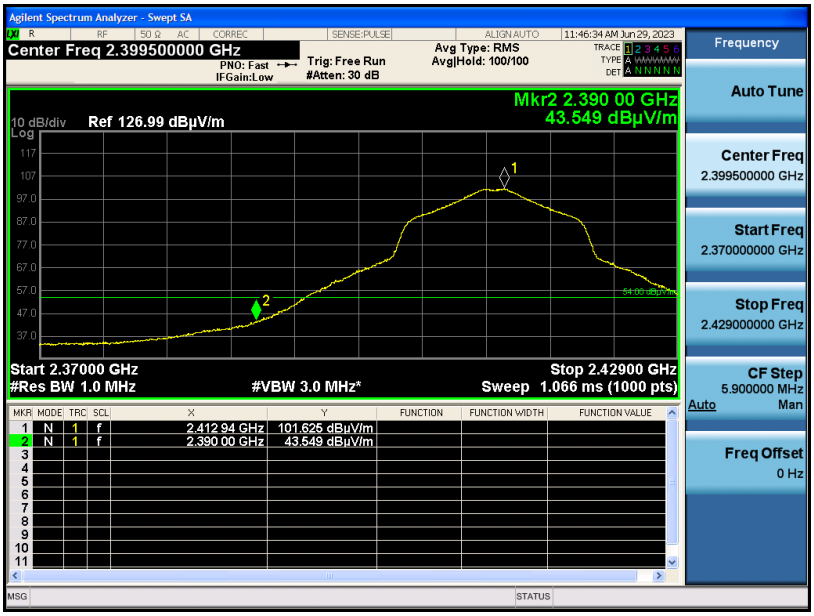


**RESULT: PASS**

Any report having not been signed by authorized approver, or having been altered without authorization, or having not been stamped by the "Dedicated Testing/Inspection Stamp" is deemed to be invalid. Copying or excerpting portion of, or altering the content of the report is not permitted without the written authorization of AGC. The test results presented in the report apply only to the tested sample. Any objections to report issued by AGC should be submitted to AGC within 15days after the issuance of the test report. Further enquiry of validity or verification of the test report should be addressed to AGC by agc01@agccert.com.

| | | | |
|---|---|---|---|
| **EUT** | Solar Dual-Lens Panoramic Camera | **Model Name** | Y6 |
| **Temperature** | 23.9°C | **Relative Humidity** | 60% |
| **Pressure** | 960hPa | **Test Voltage** | Normal Voltage |
| **Test Mode** | 802.11g with data rate 6 2462MHz | **Antenna** | Horizontal |

Test Graph for Peak Measurement

Test Graph for Average Measurement

**RESULT: PASS**

Any report having not been signed by authorized approver, or having been altered without authorization, or having not been stamped by the "Dedicated Testing/Inspection Stamp" is deemed to be invalid. Copying or excerpting portion of, or altering the content of the report is not permitted without the written authorization of AGC. The test results presented in the report apply only to the tested sample. Any objections to report issued by AGC should be submitted to AGC within 15days after the issuance of the test report. Further enquiry of validity or verification of the test report should be addressed to AGC by agc01@agccert.com.

| | | | |
|---|---|---|---|
| **EUT** | Solar Dual-Lens Panoramic Camera | **Model Name** | Y6 |
| **Temperature** | 23.9°C | **Relative Humidity** | 60% |
| **Pressure** | 960hPa | **Test Voltage** | Normal Voltage |
| **Test Mode** | 802.11g with data rate 6 2462MHz | **Antenna** | Vertical |

Test Graph for Peak Measurement

Test Graph for Average Measurement

**RESULT: PASS**

Any report having not been signed by authorized approver, or having been altered without authorization, or having not been stamped by the "Dedicated Testing/Inspection Stamp" is deemed to be invalid. Copying or excerpting portion of, or altering the content of the report is not permitted without the written authorization of AGC. The test results presented in the report apply only to the tested sample. Any objections to report issued by AGC should be submitted to AGC within 15days after the issuance of the test report. Further enquiry of validity or verification of the test report should be addressed to AGC by agc01@agccert.com.