F28

Mobile phone holder with Bluetooth Speaker

USER MANUAL

Before using the multi-function device, please read the instructions carefully and operate it in strict accordance with the instructions.

Product Features

1. With phone stand, free your hands.
2. Bluetooth speakerphone for conference calls.
3. USB port allows for traditional USB Charging for most devices on the market.
4. USB supports Mp3 decoding and playing music.
5. Built in lithium battery, easy to carry.

What's included

F28 Main Unit ——— ①
User Manual ——— ①
USB Charging Cable —— ①

Details about Buttons

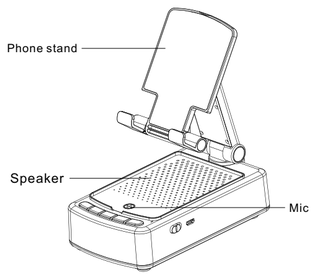

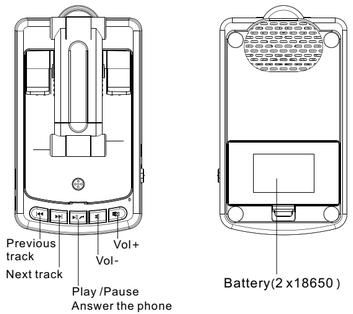

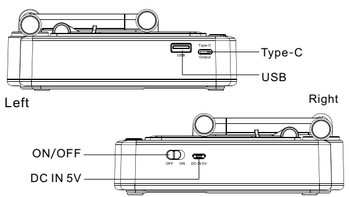

Getting Started

Please read this product manual carefully before using this product.

1. Open the package, take the product out of the box, and open the mobile phone support frame.

2. Turn the power switch from off to on, and the speaker power will be turned on.

3. Bluetooth connection and playback

Please slide power switch to the power on. while the bluetooth speaker will voice prompt. At the same time, The speaker indicator light flashed blue. Using the bluetooth function of mobile phone to search the bluetooth device of the audio and connect it(the device model is F28). The bluetooth speaker will voice prompt. The bluetooth device is connected successfully. It indicates the bluetooth link is successful, Turn on the phone's music player, and the speaker can play the phone's music through bluetooth.

4. Play songs of U disk

You can be directly inserted into the U disk to the USB port, The speaker will automatically switch to play music U disk.

5. Playing Music

In the process of playing music, Press once ⏮ / ⏭ / ⏯ to control previous song, next song and play/pause respectively. Press once 🔇 / 🔊 to decrease or increase volume.

6. Pres once ⏯ to hang up when having a phone call.

7. The speaker with USB/Type-C output charging interface.

If the speaker is plugged into the power supply, it will be used for external charging. If the power is not connected, the built-in battery of the speaker will be used for external charging.

7. Using of mobile phone holder

- Open the mobile phone bracket and automatically support the mobile phone.
- The mobile phone support arm can stretch up and down to expand the height freely.
- The mobile phone bracket can rotate 360 degrees freely.

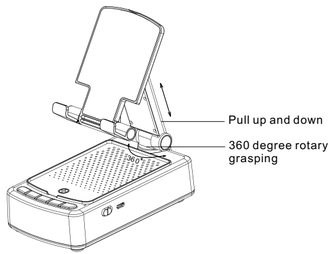

FCC Statement

This device complies with part 15 of the FCC Rules. Operation is subject to the following two conditions: (1) This device may not cause harmful interference, and (2) this device must accept any interference received, including interference that may cause undesired operation.

This equipment has been tested and found to comply with the limits for a Class B digital device, pursuant to part 15 of the FCC Rules. These limits are designed to provide reasonable protection against harmful interference in a residential installation. This equipment generates, uses and can radiate radio frequency energy and, if not installed and used in accordance with the instructions, may cause harmful interference to radio communications. However, there is no guarantee that interference will not occur in a particular installation. If this equipment does cause harmful interference to radio or television reception, which can be determined by turning the equipment off and on, the user is encouraged to try to correct the interference by one or more of the following measures:
•Reorient or relocate the receiving antenna.
•Increase the separation between the equipment and receiver.
•Connect the equipment into an outlet on a circuit different from that to which the receiver is connected.
•Consult the dealer or an experienced radio/TV technician for help.
Caution: Any changes or modifications to this device not explicitly approved by manufacturer could void your authority to operate this equipment.

RF Exposure Information
The device has been evaluated to meet general RF exposure requirement. The device can be used in portable exposure condition without restriction.