Appendix A: DTS Bandwidth

Test Result

TestMode	Antenna	Channel	DTS BW [MHz]	FL[MHz]	FH[MHz]	Limit[MHz]	Verdict
BLE_1M	Ant1	2402	0.668	2401.660	2402.328	0.5	PASS
		2440	0.668	2439.660	2440.328	0.5	PASS
		2480	0.668	2479.660	2480.328	0.5	PASS

TestMode	Antenna	Channel	DTS BW [MHz]	FL[MHz]	FH[MHz]	Limit[MHz]	Verdict
BLE_2M	Ant1	2402	1.164	2401.404	2402.568	0.5	PASS
		2440	1.164	2439.404	2440.568	0.5	PASS
		2480	1.164	2479.404	2480.568	0.5	PASS

Test Graphs

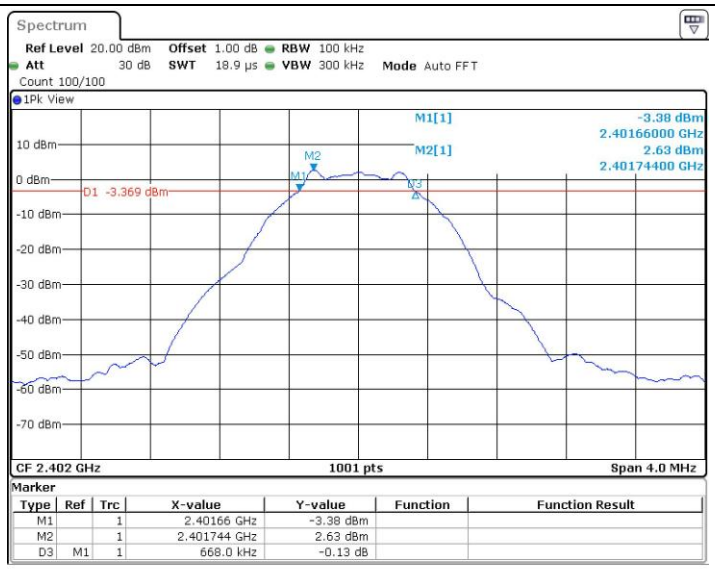

BLE_1M_Ant1_2402

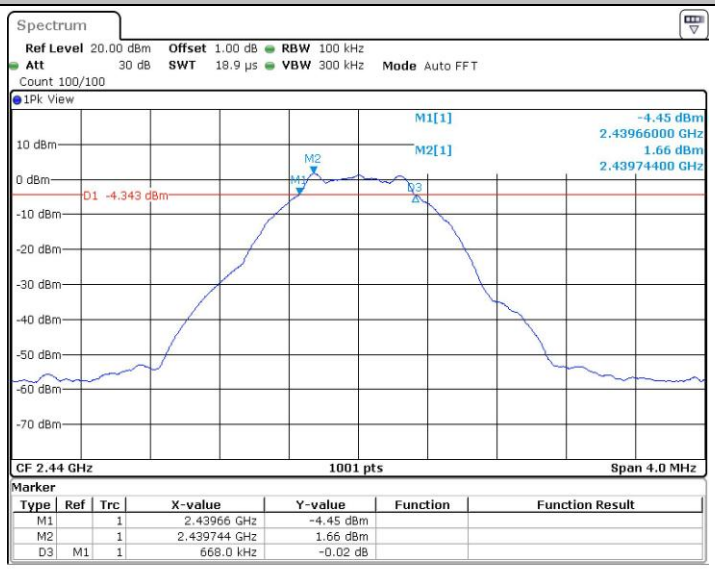

BLE_1M_Ant1_2440

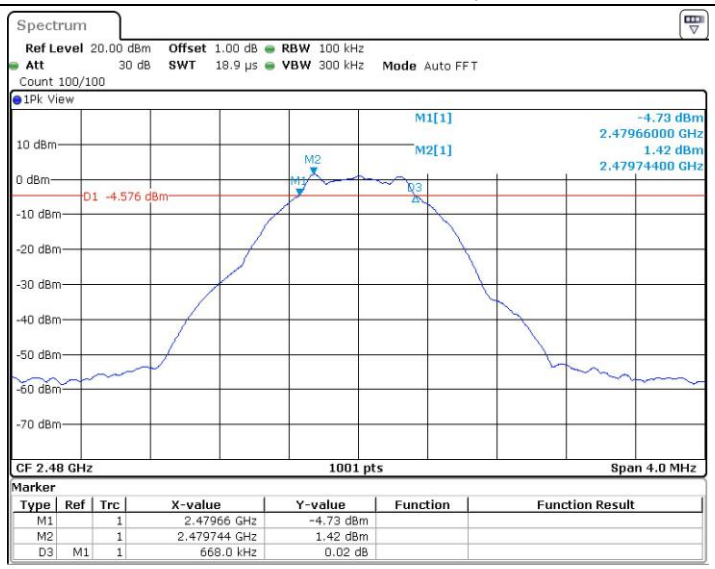

BLE_1M_Ant1_2480

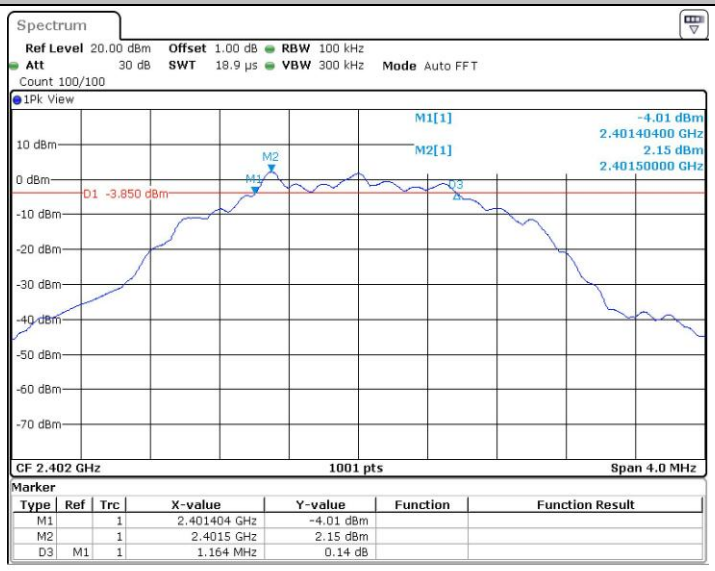

BLE_2M_Ant1_2402

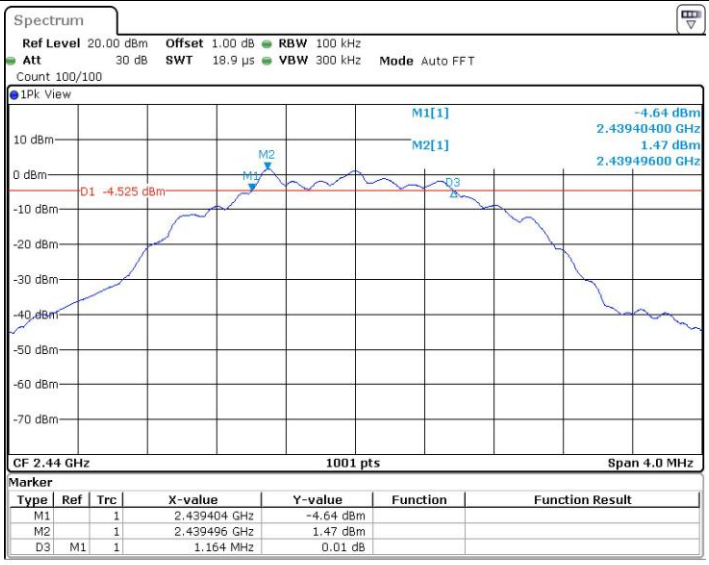

BLE_2M_Ant1_2440

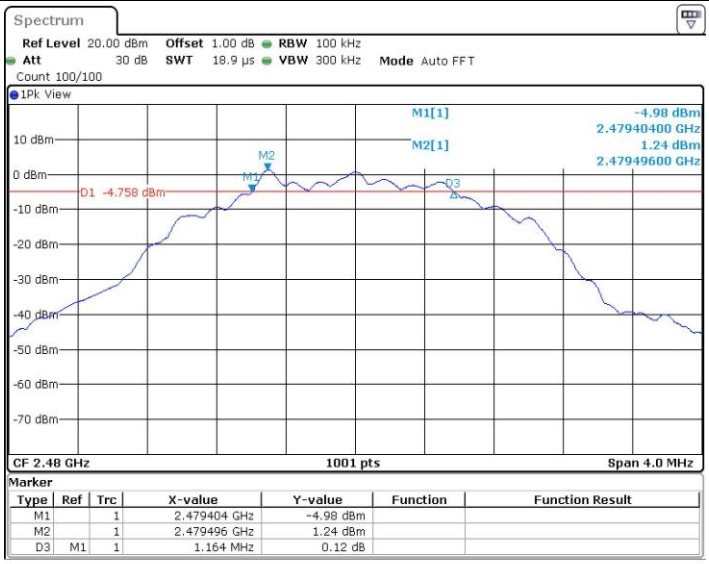

BLE_2M_Ant1_2480

Appendix B: Occupied Channel Bandwidth

Test Result

TestMode	Antenna	Channel	OCB [MHz]	FL[MHz]	FH[MHz]	Limit[MHz]	Verdict
BLE_1M	Ant1	2402	1.007	2401.497	2402.503	---	PASS
		2440	1.007	2439.497	2440.503	---	PASS
		2480	1.007	2479.497	2480.503	---	PASS

TestMode	Antenna	Channel	OCB [MHz]	FL[MHz]	FH[MHz]	Limit[MHz]	Verdict
BLE_2M	Ant1	2402	2.014	2401.005	2403.019	---	PASS
		2440	2.014	2439.005	2441.019	---	PASS
		2480	2.018	2479.005	2481.023	---	PASS

Test Graphs

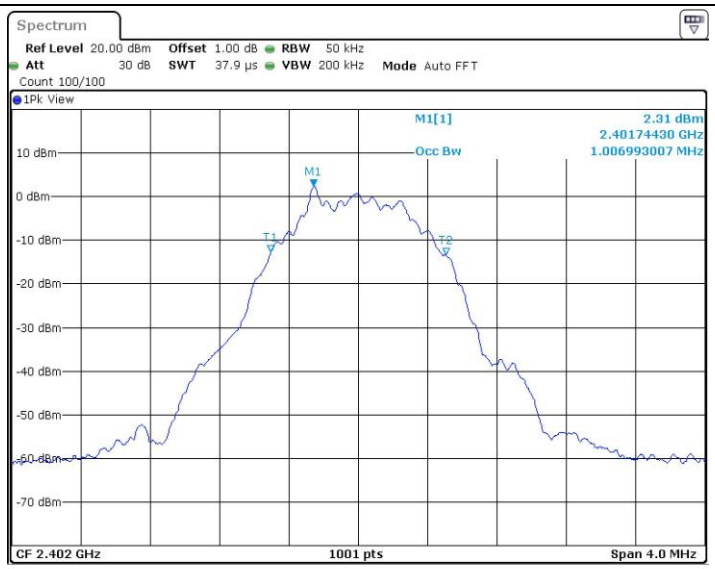

BLE_1M_Ant1_2402

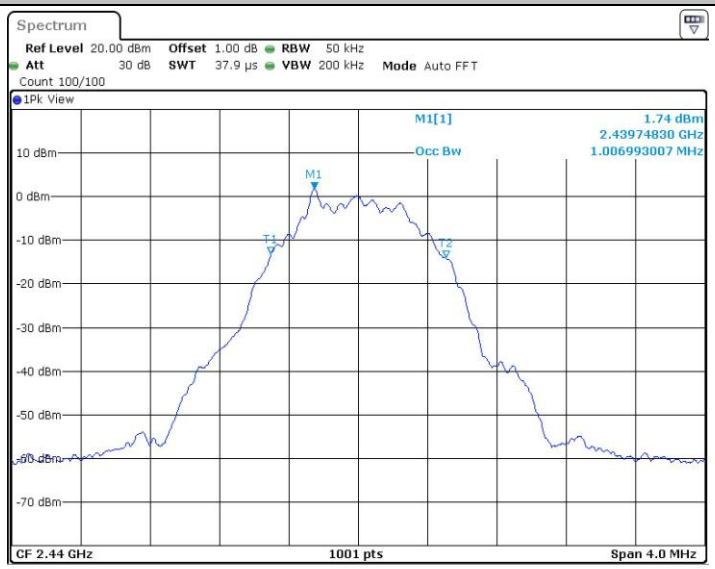

BLE_1M_Ant1_2440

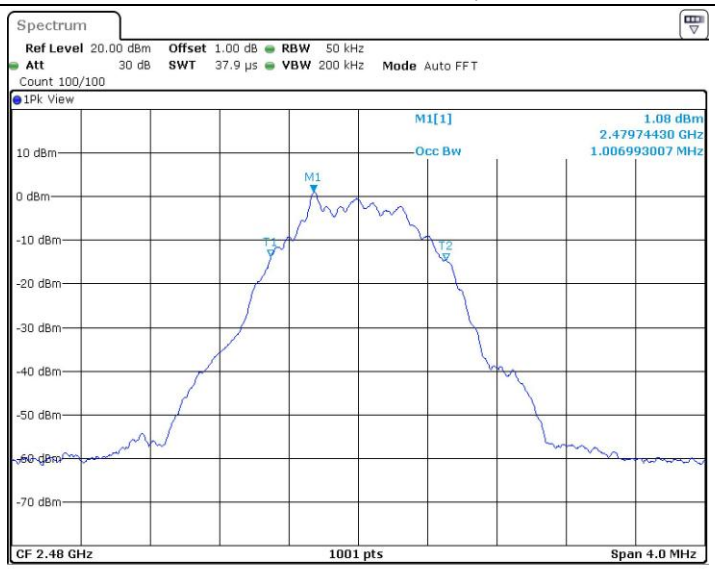

BLE_1M_Ant1_2480

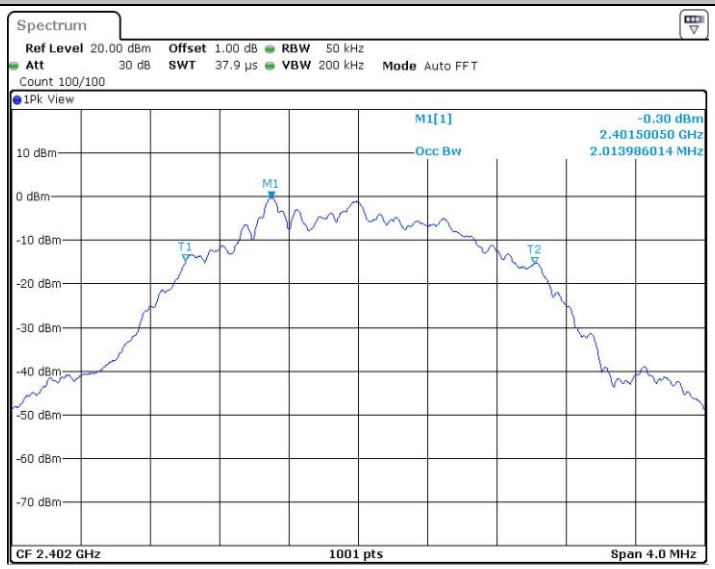

BLE_2M_Ant1_2402

BLE_2M_Ant1_2440

BLE_2M_Ant1_2480

Appendix C: Maximum power spectral density

Test Result

TestMode	Antenna	Channel	Result[dBm/3-100kHz]	Limit[dBm/3kHz]	Verdict
BLE_1M	Ant1	2402	-13.75	<=8	PASS
		2440	-14.32	<=8	PASS
		2480	-15.01	<=8	PASS

TestMode	Antenna	Channel	Result[dBm/3-100kHz]	Limit[dBm/3kHz]	Verdict
BLE_2M	Ant1	2402	-17.3	<=8	PASS
		2440	-17.97	<=8	PASS
		2480	-18.23	<=8	PASS

Test Graphs

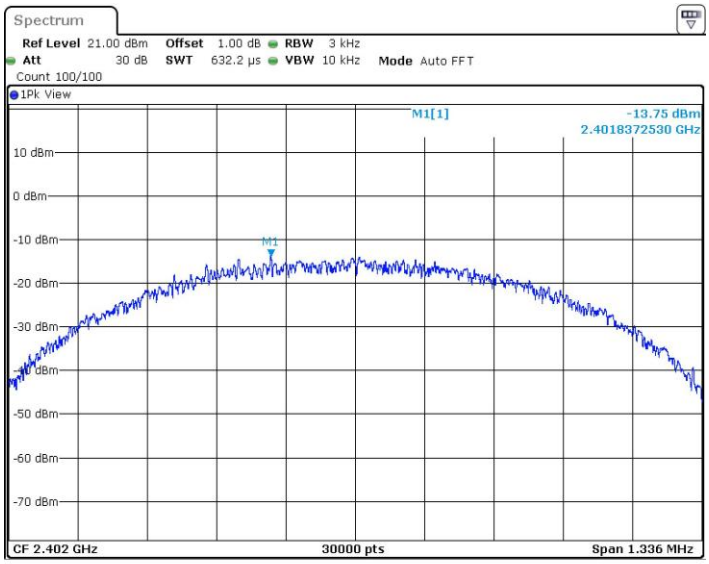

BLE_1M_Ant1_2402

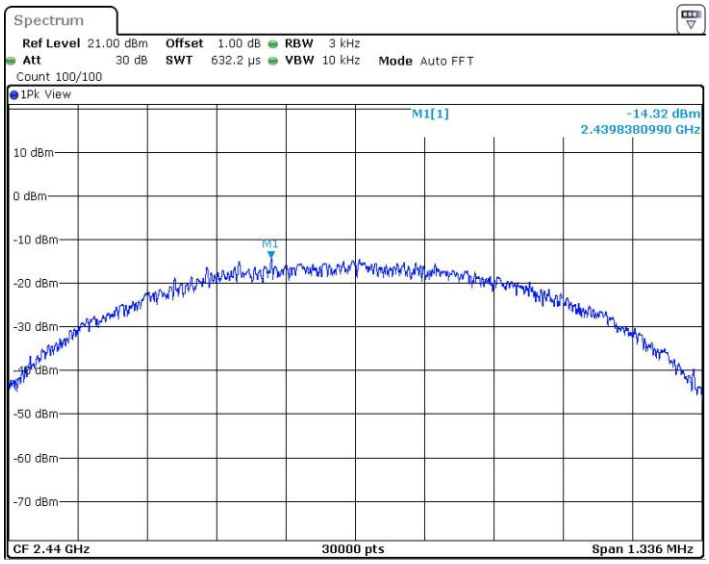

BLE_1M_Ant1_2440

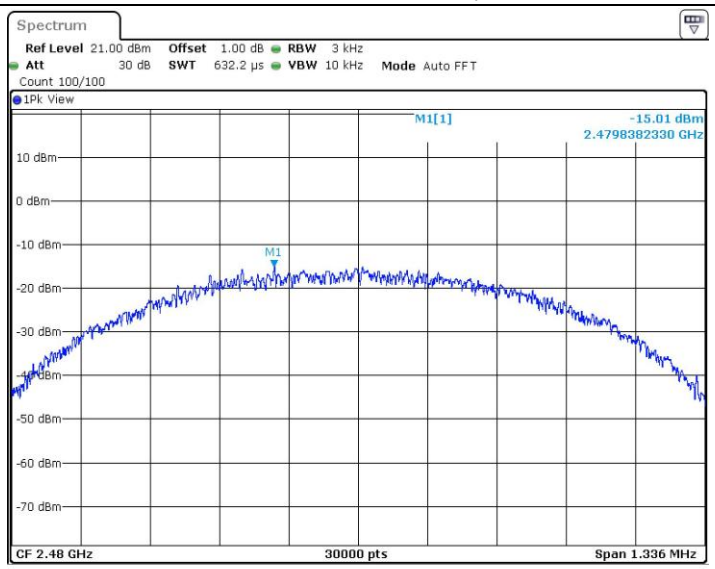

BLE_1M_Ant1_2480

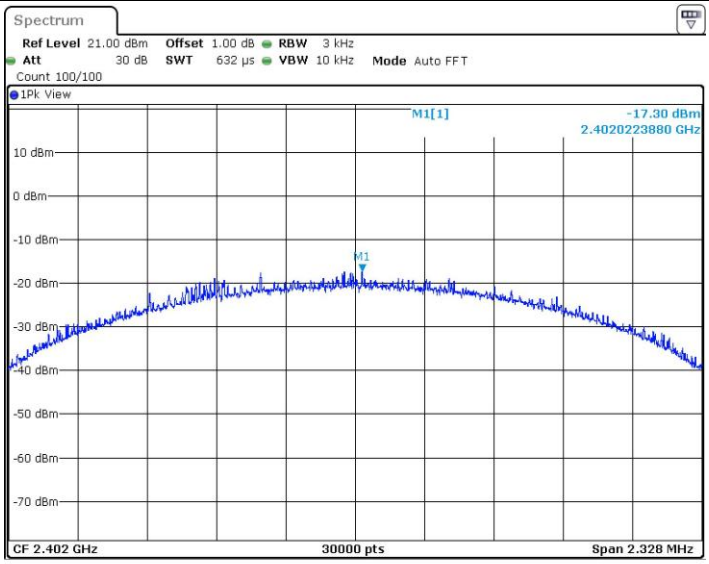

BLE_2M_Ant1_2402

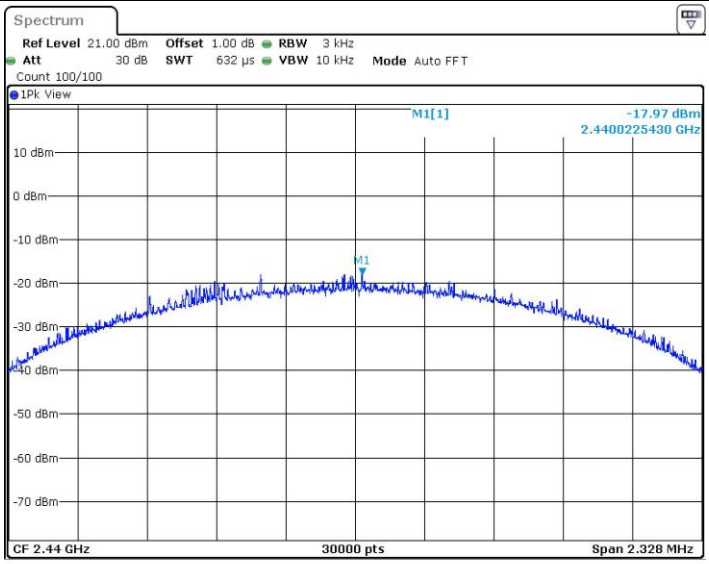

BLE_2M_Ant1_2440

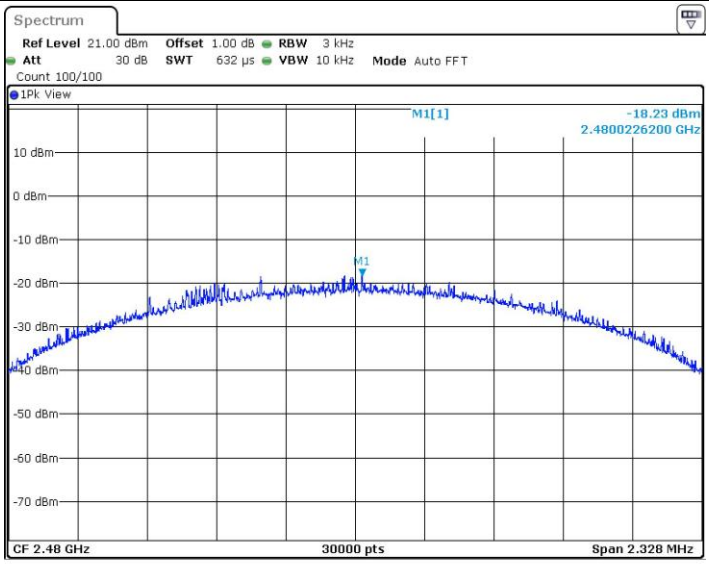

BLE_2M_Ant1_2480

Appendix D: Band edge measurements

Test Result

TestMode	Antenna	ChName	Channel	RefLevel[dBm]	Result[dBm]	Limit[dBm]	Verdict
BLE_1M	Ant1	Low	2402	2.67	-57.46	<=-17.33	PASS
		High	2480	1.31	-56.79	<=-18.69	PASS

TestMode	Antenna	ChName	Channel	RefLevel[dBm]	Result[dBm]	Limit[dBm]	Verdict
BLE_2M	Ant1	Low	2402	2.07	-47.97	<=-17.93	PASS
		High	2480	1.26	-56.59	<=-18.74	PASS

Test Graphs

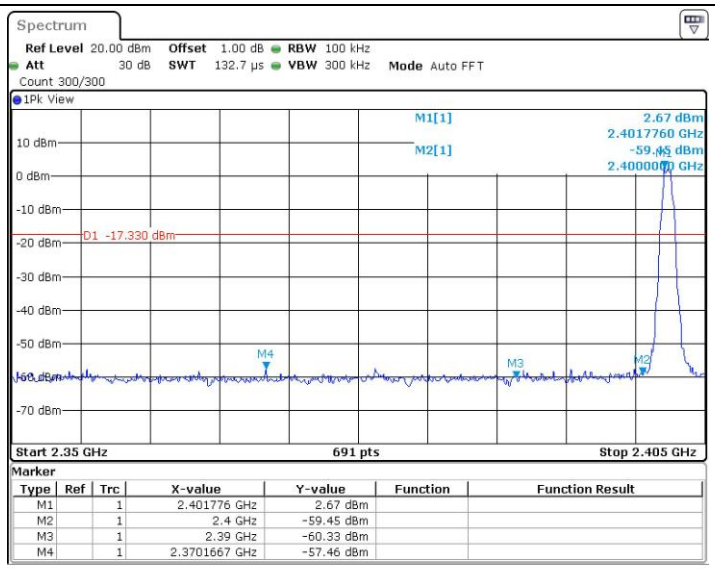

BLE_1M_Ant1_Low_2402

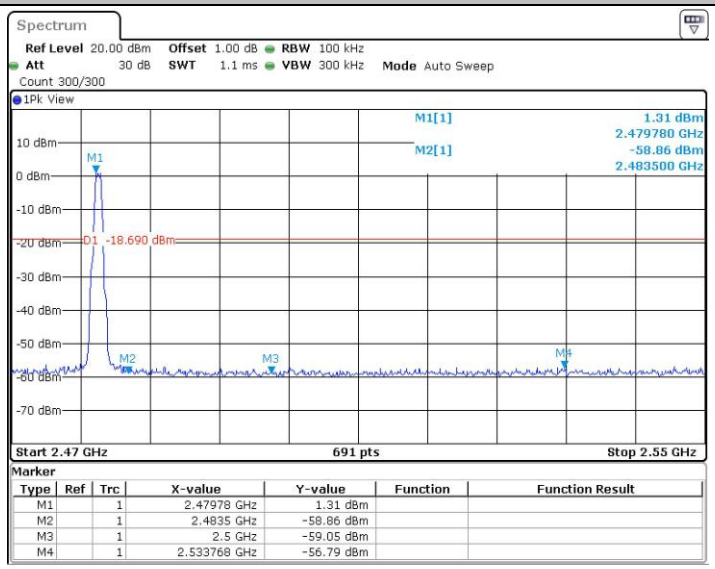

BLE_1M_Ant1_High_2480

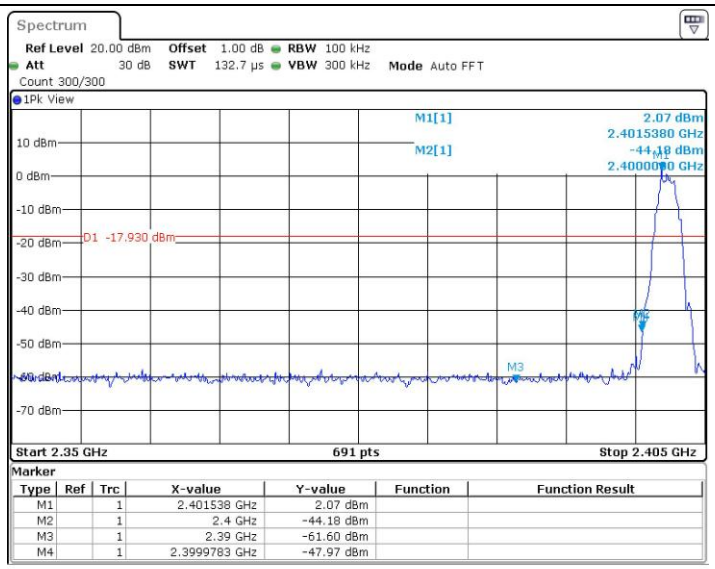

BLE_2M_Ant1_Low_2402

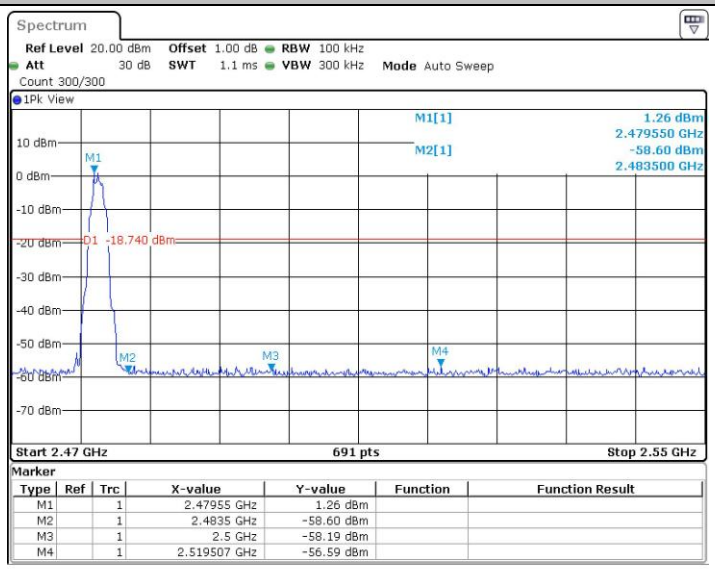

BLE_2M_Ant1_High_2480

Appendix E: Conducted Spurious Emission

Test Result

TestMode	Antenna	Channel	FreqRange [MHz]	RefLevel [dBm]	Result[dBm]	Limit[dBm]	Verdict
BLE_1M	Ant1	2402	Reference	2.65	2.65	---	PASS
			0.009~2400	2.65	-55.89	<=-17.35	PASS
			2483.5~25000	2.65	-51.74	<=-17.35	PASS
		2440	Reference	1.65	1.65	---	PASS
			0.009~2400	1.65	-56.91	<=-18.35	PASS
			2483.5~25000	1.65	-52.52	<=-18.35	PASS
		2480	Reference	1.41	1.41	---	PASS
			0.009~2400	1.41	-56.25	<=-18.59	PASS
			2483.5~25000	1.41	-52.09	<=-18.59	PASS

TestMode	Antenna	Channel	FreqRange [MHz]	RefLevel [dBm]	Result[dBm]	Limit[dBm]	Verdict
BLE_2M	Ant1	2402	Reference	2.15	2.15	---	PASS
			0.009~2400	2.15	-48.12	<=-17.85	PASS
			2483.5~25000	2.15	-51.96	<=-17.85	PASS
		2440	Reference	1.46	1.46	---	PASS
			0.009~2400	1.46	-55.53	<=-18.54	PASS
			2483.5~25000	1.46	-51.45	<=-18.54	PASS
		2480	Reference	1.22	1.22	---	PASS
			0.009~2400	1.22	-56.87	<=-18.78	PASS
			2483.5~25000	1.22	-51.91	<=-18.78	PASS

Test Graphs

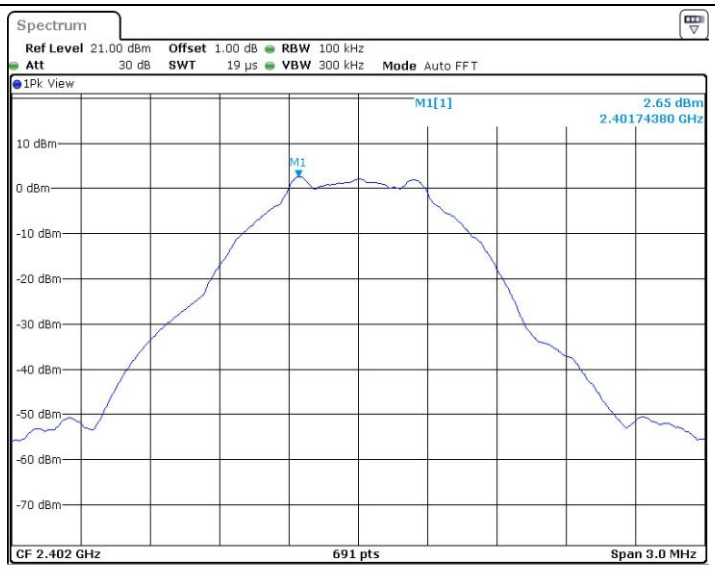

BLE_1M_Ant1_2402_0~Reference

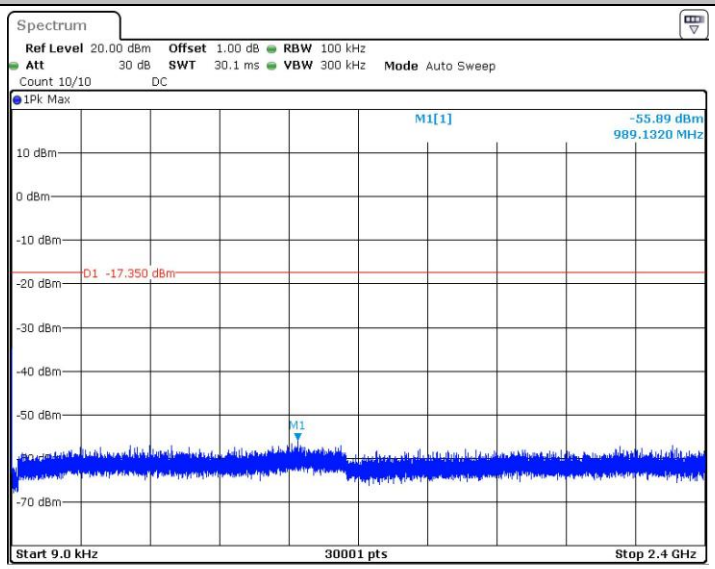

BLE_1M_Ant1_2402_0.009~2400

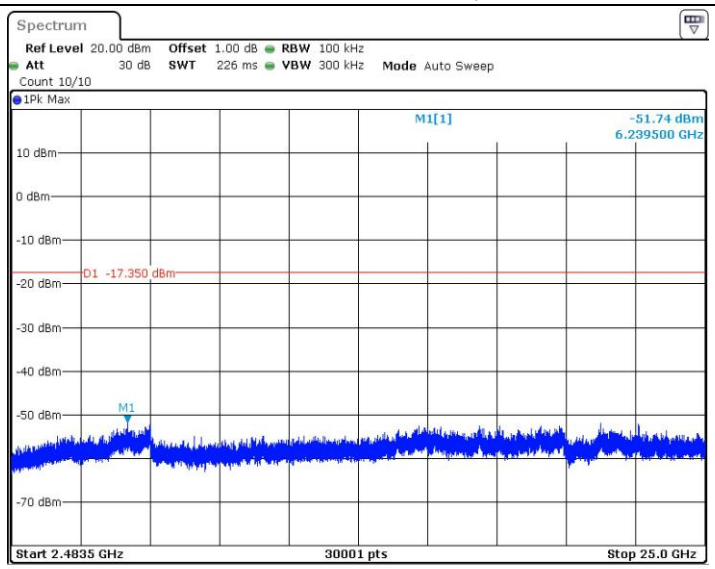

BLE_1M_Ant1_2402_2483.5~25000

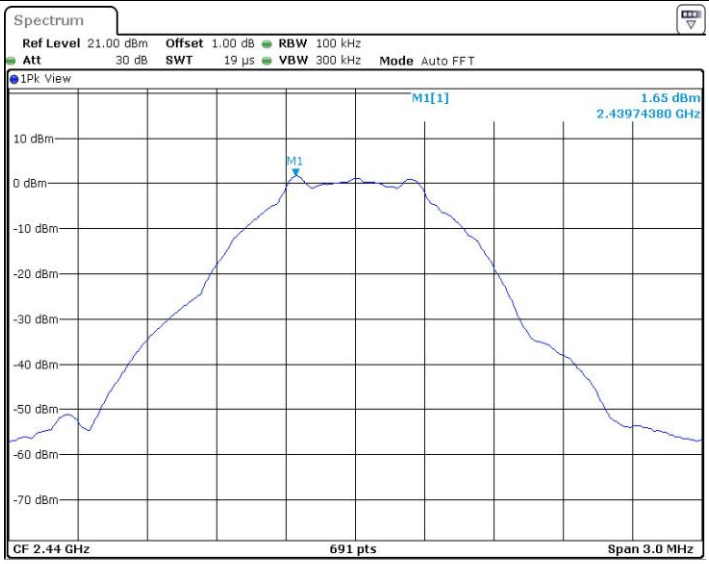

BLE_1M_Ant1_2440_0~Reference

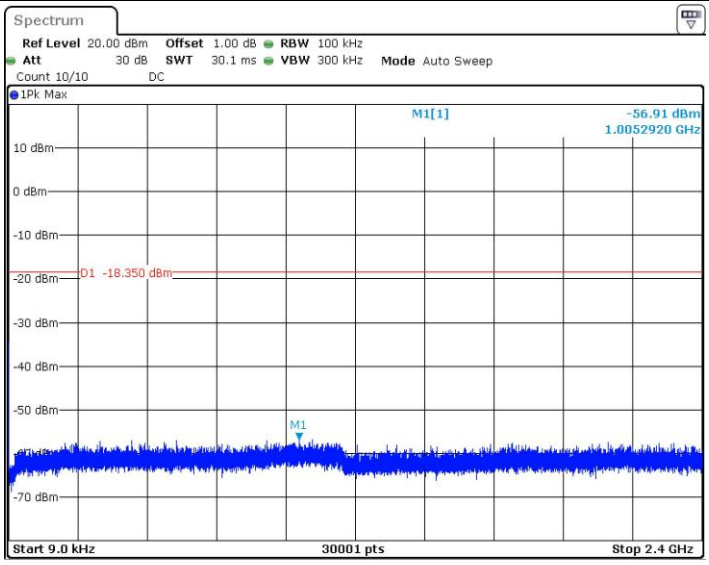

BLE_1M_Ant1_2440_0.009~2400

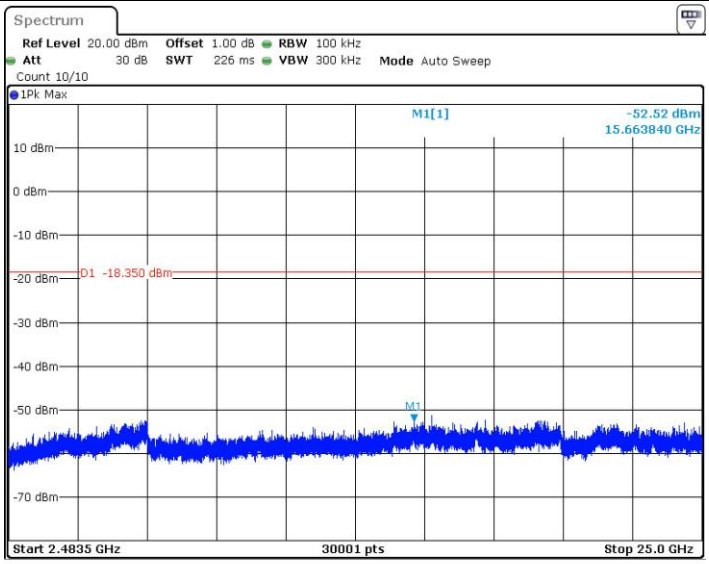

BLE_1M_Ant1_2440_2483.5~25000

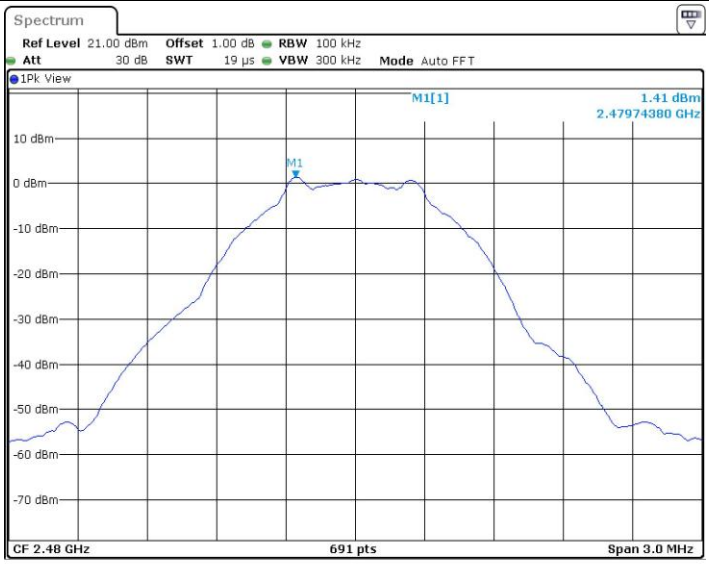

BLE_1M_Ant1_2480_0~Reference

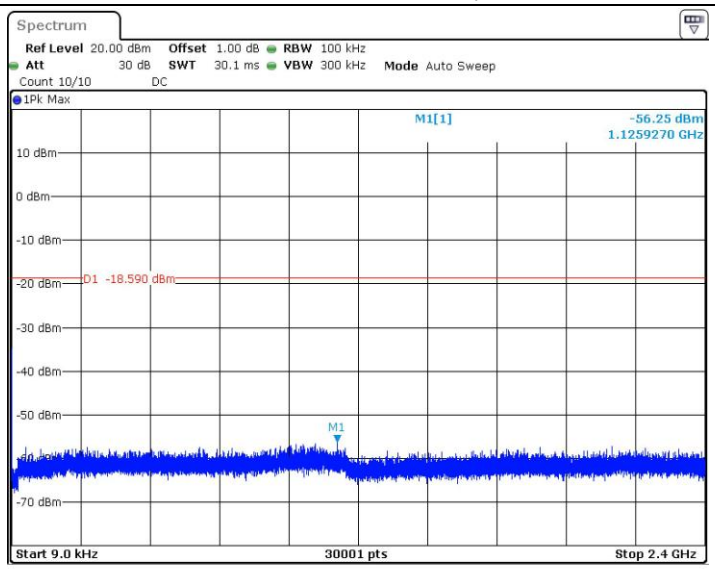

BLE_1M_Ant1_2480_0.009~2400

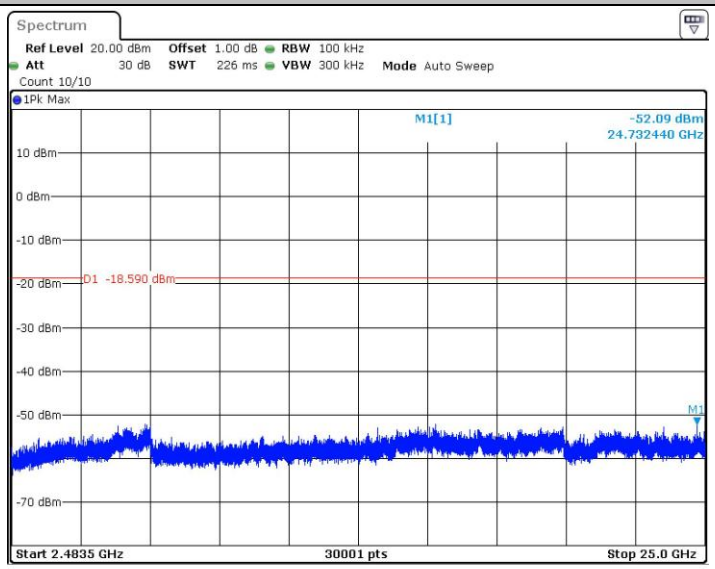

BLE_1M_Ant1_2480_2483.5~25000

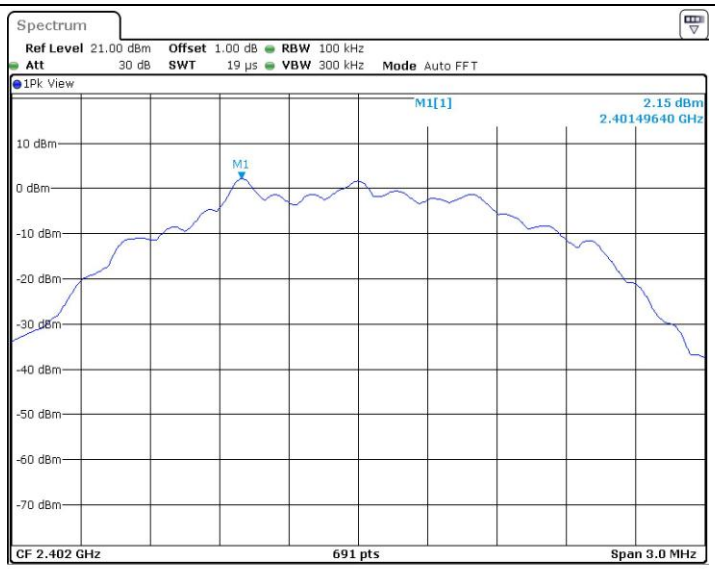

BLE_2M_Ant1_2402_0~Reference

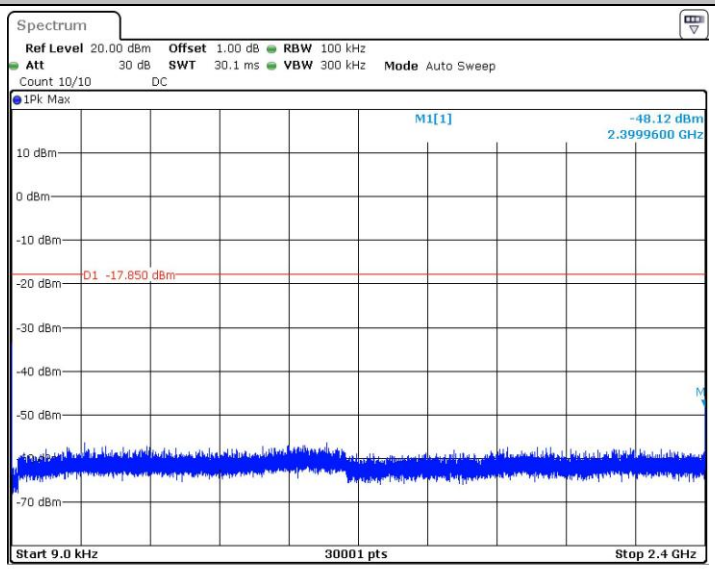

BLE_2M_Ant1_2402_0.009~2400

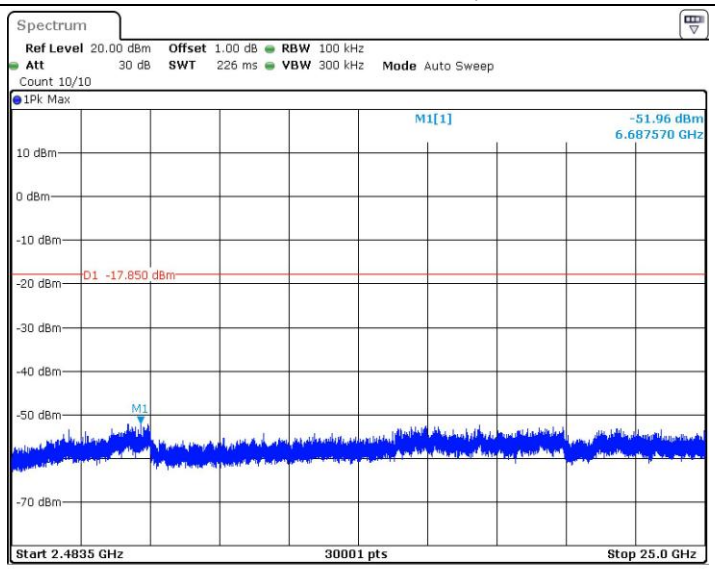

BLE_2M_Ant1_2402_2483.5~25000

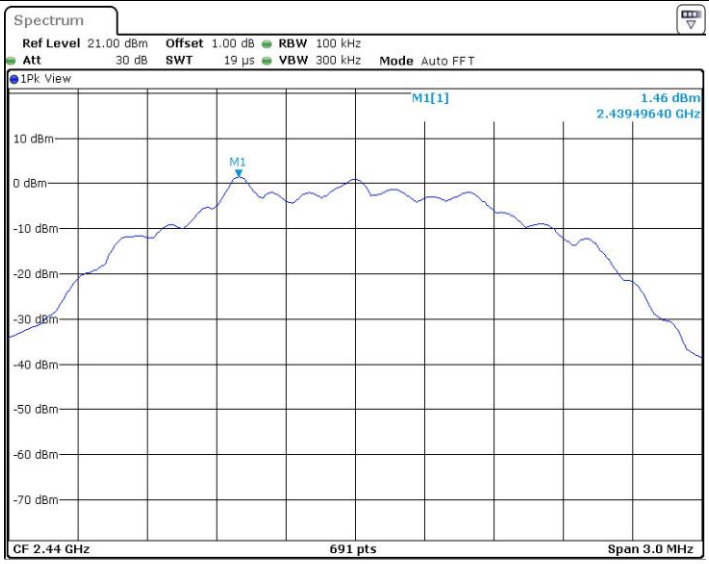

BLE_2M_Ant1_2440_0~Reference

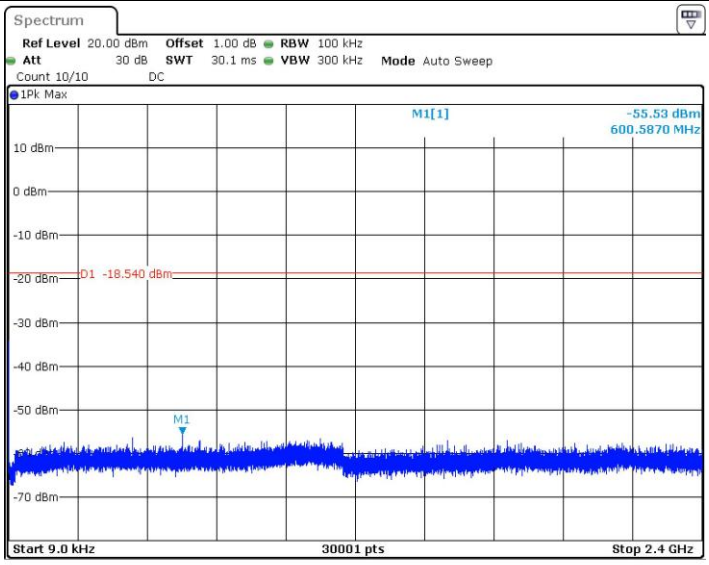

BLE_2M_Ant1_2440_0.009~2400

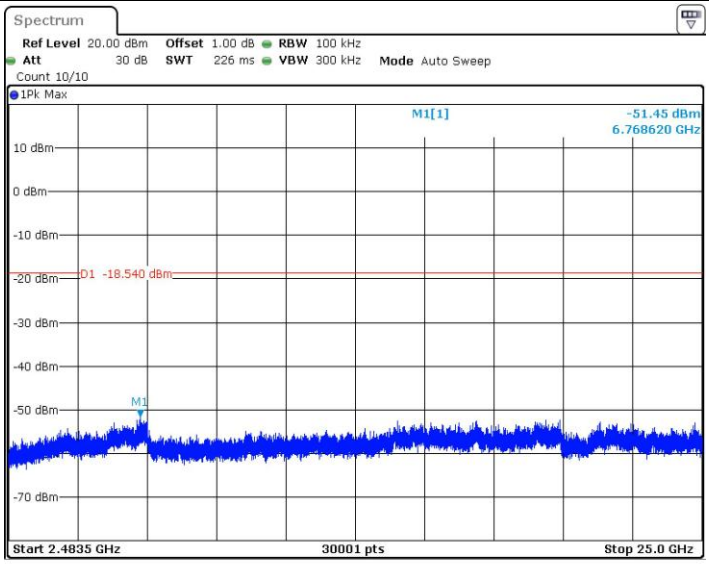

BLE_2M_Ant1_2440_2483.5~25000

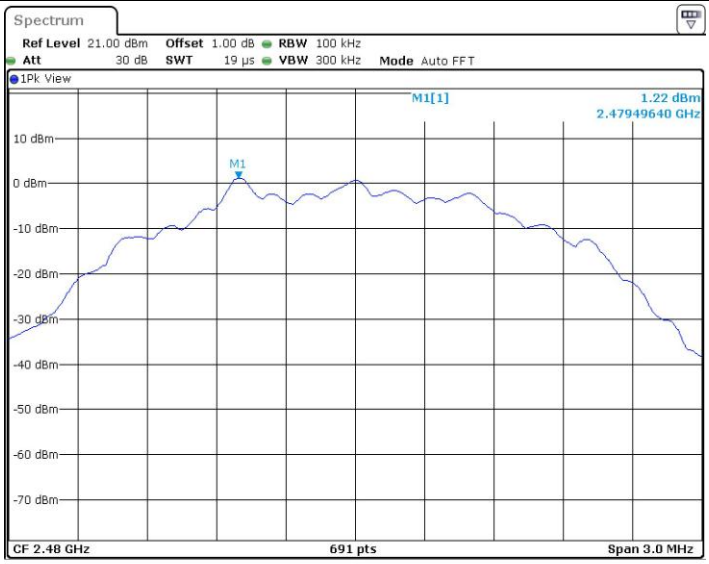

BLE_2M_Ant1_2480_0~Reference

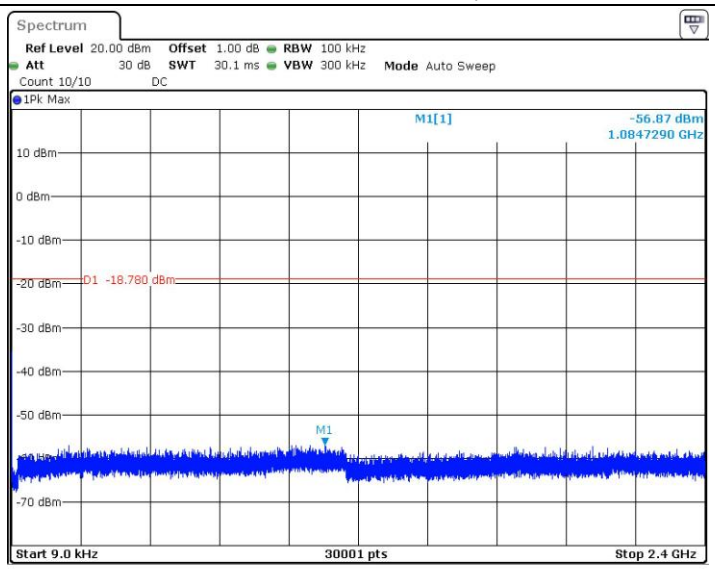

BLE_2M_Ant1_2480_0.009~2400

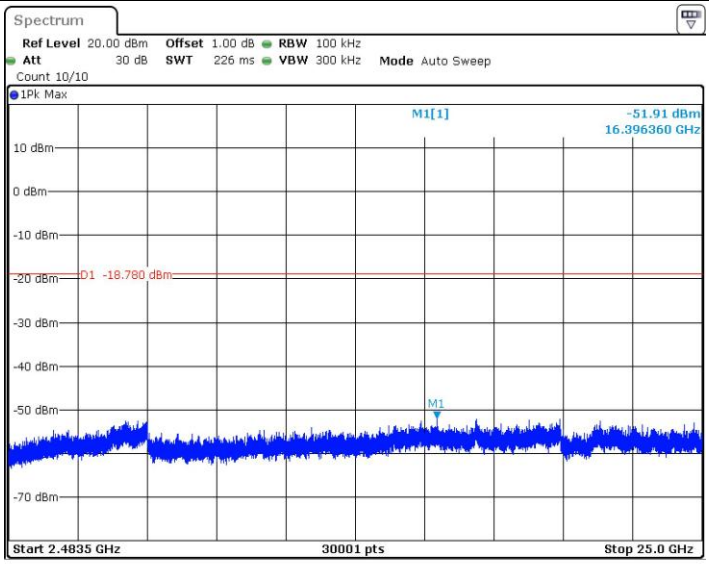

BLE_2M_Ant1_2480_2483.5~25000

********** End of Report**********