Blackview

Enjoy Smart Life

Tab 9 WiFi

PMN:Tablet PC

https://www.blackview.hk

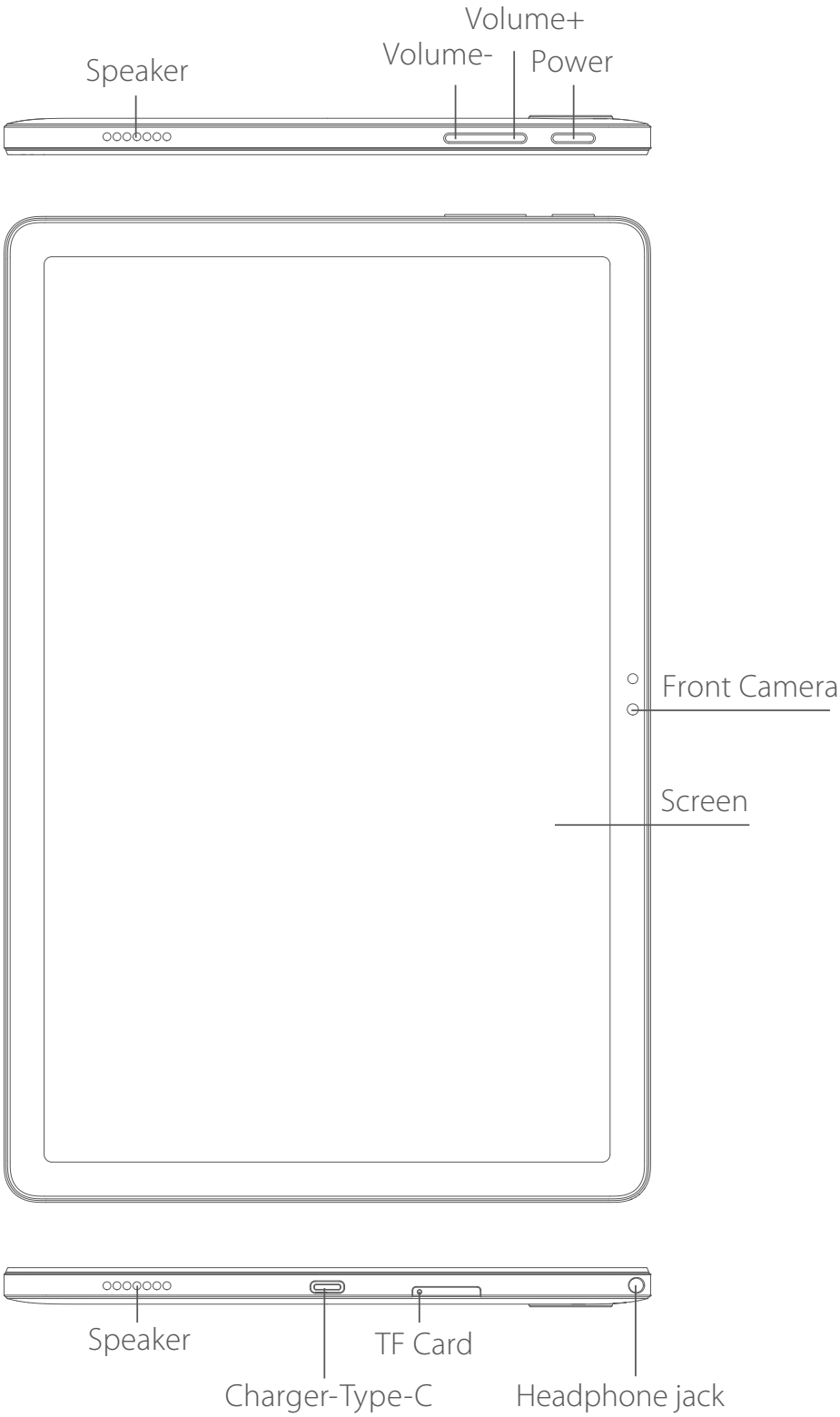
Volume+
Volume-
Power
Speaker
Front Camera
Screen
Speaker
TF Card
Charger-Type-C
Headphone jack

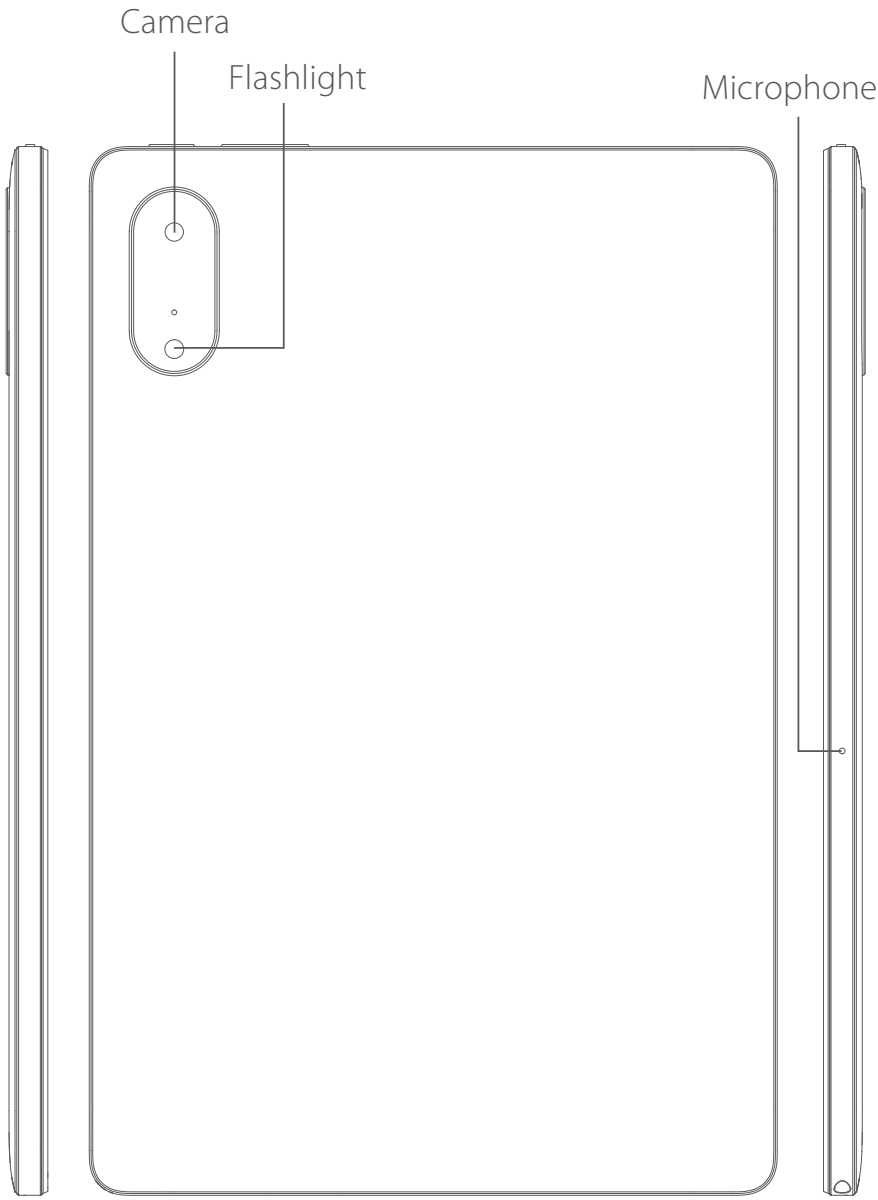
Camera
Flashlight
Microphone

❶ How to insert the card

- Press the card pin into the side hole and then the card tray pops up and pull out it.

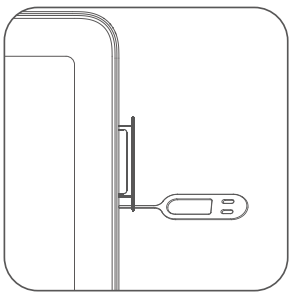

- Take out the card slot and place the TF card with the metal side facing down. Make sure the bevel angle is aligned with the bevel angle of the card slot and placed in the corresponding card slot.



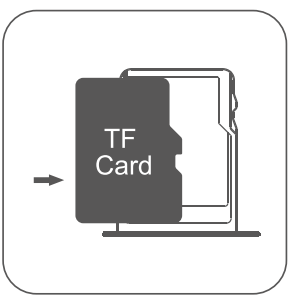

- With the pad facing up, insert the card holder into the pad in the direction of the arrow.

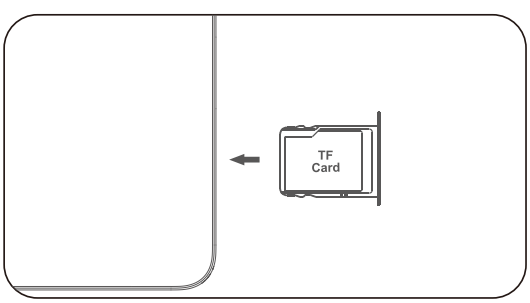

❷ How to boot

Non-removable battery

Press the power button for 3-5 seconds to boot

❸ Language switching settings

- Main menu--settings-system setting--language and input method
- Language and input method--language--language adding
- Select the language you need, the system will automatically jump back to the language interface.
- Select the icon after the language bar and drag it to the first one.

❹ SAR

- The maximum electromagnetic radiation absorption ratio (SAR) of this product is ≤1.6W/kg.
- In line with the requirements of the national standard GB 21288-2007.

❺ Safety- In order to ensure safely using the product, you must strictly abide by the following rules

- The pad should be at least 15 cm away from any medical implant or rhythm adjuster and never put the device in your coat pocket.
- Do not expose the device and other batteries together with the high temperatures or heat-generating equipment such as sunlight, heaters, microwave ovens, ovens or water heaters. Overheating of the battery can cause an explosion.
- When charging is complete or not charging, disconnect the charger from the device and unplug the charger from the power outlet.
- If the device is equipped with a non-removable battery, do not replace the battery yourself to avoid damaging the battery or device.
- Use of an unapproved or incompatible power source, charger or battery may cause fire, explosion or other hazards.
- Do not disassemble or reset the battery, insert other objects, immerse in water or other liquids to avoid battery leakage, overheating, fire or explosion.
- Do not drop, crush, scratch or puncture the battery to avoid subjecting the battery to excessive external pressure, resulting in internal short-circuit and overheating of the battery.
- The company does not bear the responsibility for accidents caused by non-standard related charging equipment.
- The company does not bear the responsibility for accidents caused by non-standard related charging equipment.
- Hereby, Shenzhen DOKE Electronic Co., Ltd declares that this radio equipment type is in compliance with Directive 2014/53/EU. The full text of the EU declaration of conformity is available at the following internet address: https://support.blackview.hk/download/2

Use careful with the earphone maybe possible excessive sound pressure from earphones and headphones can cause hearing loss.

- Restrictions in the 5 GHz band:
  According to Article 10(10) of Directive 2014/53/EU,the Packaging shows that this radio equipment will be subject to some restrictions when placed on the market in Belgium (BE), Bulgaria (BG), the Czech Republic (CZ),Denmark (DK), Germany (DE), Estonia (EE), Ireland (E), Greece (EL), Spain (ES), France (FR), Croatia (HR), Italy (IT), Cyprus (CY), Latvia (LV), Lithuania (LT), Luxembourg (LU), Hungary (HU), Malta (MT), Netherlands (NL), Austria (AT), Poland (PL), Portugal (PT), Romania (RO), Slovenia (SI), Slovakia (5K),Finland (FI), Sweden (SE), the United Kingdom (UK), Turkey (TR), Norway (NO), Switzerland (CH), Iceland (IS), and Liechtenstein (L).
  The WLAN function for this device is restricted to indoor use only when operating in the 5180 to 5240 MHz frequency range.

ES	LU	RO	CZ	FR
HU	SI	DK	HR	BE
BG	DE	EE	IE	EL
IT	CY	LV	LT	SK
MT	NL	AT	PL	PT
FI	SE	UK	TR	NO
CH	IS	LI		

- Declaration: Our equipment which support 5G Wi-Fi all meet the above EU Standards. Otherwise, they do not meet the above standards.
  The object of the declaration described above is in conformity with the essential requirements of the relevant Union harmonization legislation: Radio Equipment Directive RED (2014/53/EU).

❻ Maintenance

- Thoroughly understand the maintenance of this pad to use the pad more safely and effectively, and extend the service life of the pad as much as possible.
- Please follow the instructions in the manual to open the pad, disassemble the accessories, and do not try other methods.
- Please avoid falling, knocking or shaking your pad. Rough handling of the pad can cause the screen to rupture, damaging the internal circuit board and the delicate structure.
- Do not use chemical solvents or detergents to clean your pad. Wipe the pad case with a soft cotton cloth dampened with water or a mild soap.
- Clean the lens with a clean, dry, soft cloth.
  (Example: camera lens) and display.
- If you encounter an abnormal image such as a crash during use, the processing method is as follows: For a pad that cannot remove the battery, please press and hold the power button for more than 12 seconds, the pad will be forced to restart (unlock the pad when restarting)
  It can solve the general bug; for the pad that can remove the battery, please remove the battery, then insert the battery and restart it to solve the bug.
- When the charger is not in use, please unplug it from the power outlet. Do not connect the battery that has been fully charged to the charger for a long time, as overcharging will shorten the battery life.

Follow Blackview communtiy, a place where you
can share and discuss with Blackview user
keep posted with most up-to-day news

FCC Statement

This device has been tested and found to comply with the limits for a Class B digital device, pursuant to part 15 of the FCC Rules. These limits are designed to provide reasonable protection against harmful interference in a residential installation. This equipment generates, uses and can radiate radio frequency energy and, if not installed and used in accordance with the instructions, may cause harmful interference to radio communications. However, there is no guarantee that interference will not occur in a particular installation. If this equipment does cause harmful interference to radio or television reception, which can be determined by turning the equipment off and on, the user is encouraged to try to correct the interference by one or more of the following measures:

- Reorient or relocate the receiving antenna.
- Increase the separation between the equipment and receiver.
- Connect the equipment into an outlet on a circuit different from that to which the receiver is connected.
- Consult the dealer or an experienced radio/TV technician for help.

Caution: Any changes or modifications to this device not explicitly approved by manufacturer could void your authority to operate this equipment.

This device complies with part 15 of the FCC Rules. Operation is subject to the following two conditions:
This device may not cause harmful interference, and (2) this device must accept any interference received, including interference that may cause undesired operation.

Specific Absorption Rate (SAR) information:

This device meets the government's requirements for exposure to radio waves. The guidelines are

based on standards that were developed by independent scientific organizations through periodic and thorough evaluation of scientific studies. The standards include a substantial safety margin designed to assure the safety of all persons regardless of age or health. FCC RF Exposure Information and Statement the SAR limit of USA (FCC) is 1.6 W/kg averaged over one gram of tissue. Device types: Tablet PC has also been tested against this SAR limit.

This device was tested for typical body-worn operations with the back of the Tablet PC kept 0mm from the body. To maintain compliance with FCC RF exposure requirements, use accessories that maintain an 0mm separation distance between the user's body and the back of the Tablet PC. The use of beltclips, holsters and similar accessories should not contain metallic components in its assembly. The use of accessories that do not satisfy these requirements may not comply with FCC RF exposure requirements, and should be avoided.

ISED Statement

English:This device contains licence-exempt transmitter(s)/receiver(s) that comply with Innovation, Science and Economic Development Canada ’ s licence-exempt RSS(s). Operation is subject to the following two conditions:
(1) This device may not cause interference.
(2) This device must accept any interference, including interference that may cause undesired operation of the device.
The digital apparatus complies with Canadian CAN ICES-3 (B)/NMB-3(B).

French: Cet appareil contient des émetteurs/récepteurs exempts de licence qui sont conformes aux RSS exemptés de licence d'Innovation, Sciences et Développement économique Canada.
L'exploitation est soumise aux deux conditions suivantes :
(1) Cet appareil ne doit pas provoquer d'interférences.
(2) Cet appareil doit accepter toute interférence, y compris les interférences susceptibles de provoquer un fonctionnement indésirable de l'appareil.
l'appareil numérique du ciem conforme canadien peut - 3 (b) / nmb - 3 (b).
This device meets the exemption from the routine evaluation limits in section 2.5 of RSS 102 and compliance with RSS 102 RF exposure, users can obtain Canadian information on RF exposure and compliance.
cet appareil est conforme à l'exemption des limites d'évaluation courante dans la section 2.5 du cnr - 102 et conformité avec rss 102 de l'exposition aux rf, les utilisateurs peuvent obtenir des données canadiennes sur l' exposition aux champs rf et la conformité.
This equipment complies with Canada radiation exposure limits set forth for an uncontrolled environment.
Cet équipement est conforme aux limites d'exposition aux rayonnements du Canada établies pour un environnement non contrôlé.

The device for operation in the band 5150 – 5250 MHz is only for indoor use to reduce the potential for harmful interference to co-channel mobile satellite systems.

L'appareil destiné à fonctionner dans la bande 5150-5250 MHz est uniquement destiné à une utilisation en intérieur afin de réduire le potentiel d'interférences nuisibles aux systèmes mobiles par satellite cocanaux.

This radio transmitter has beenapproved by Industry Canada to operate with the antenna types listedwith themaximum permissible gain indicated. Antenna types not included in this list, having again greater than the maximum gain indicated for that type, are strictly prohibited foruse with this device.

Le présent émetteur radio a étéapprouvé par Industrie Canada pour fonctionner avec les types d'antenne énumérés ci-dessous et ayant un gain admissible maximal. Les types d'antenne non inclus dans cette liste, et dont le gain est supérieur au gain maximal indiqué, sont strictement interdits pour l'exploitation de l'émetteur.

Specific Absorption Rate (SAR) information:

This device meets the government's requirements for exposure to radio waves. The guidelines are based on standards that were developed by independent scientific organizations through periodic and thorough evaluation of scientific studies. The standards include a substantial safety margin designed to assure the safety of all persons regardless of age or health. ISED RF Exposure Information and Statementthe SAR limit of Canada(ISED) is 1.6 W/kg averaged over one gram of tissue. Device types: Tablet PC has also been tested against this SAR limit. This device was tested for typical body-worn operations with the back of the Tablet PC kept 0mm from the body. To maintain compliance with ISED RF exposure requirements, use accessories that maintain an 0mm separation distance between the user's body and the back of the Tablet PC. The use of belt clips, holsters and similar accessories should not contain metallic components in its assembly. The use of accessories that do not satisfy these requirements may not comply with ISED RF exposure requirements, and should be avoided.

Informations sur le débit d ’ absorption spécifique (DAS) :

Cet appareil répond aux exigences gouvernementales en matière d'exposition aux ondes radio. Les lignes directrices sont basées sur des normes élaborées par des organisations scientifiques indépendantes grâce à une évaluation périodique et approfondie d'études scientifiques. Les normes incluent une marge de sécurité substantielle destinée à assurer la sécurité de tous
personnes, quel que soit leur âge ou leur état de santé. Informations et déclaration sur l'exposition aux RF d'ISDE : la limite DAS du Canada (ISED) est de 1,6 W/kg en moyenne sur un gramme de tissu. Types d'appareils : La tablette PC a également été testée par rapport à cette limite DAS. Cet appareil a été testé pour des opérations typiques portées sur le corps, l'arrière de la tablette PC étant maintenu à 0 mm du corps. Pour maintenir la conformité aux exigences d'exposition RF d'ISDE, utilisez des accessoires qui maintiennent une distance de séparation de 0 mm entre le corps de l'utilisateur et l'arrière de la tablette PC. L'utilisation de clips de ceinture, d'étuis et d'accessoires similaires ne doit pas contenir de composants métalliques dans son assemblage. L'utilisation d'accessoires qui ne satisfont pas à ces exigences peut ne pas être conforme aux exigences d'exposition aux RF d'ISDE et doit être évitée.