11AC20SISO_Ant1_5240

11AC20SISO_Ant1_5745

11AC20SISO_Ant1_5785

11AC20SISO_Ant1_5825

11AC40SISO_Ant1_5190

11AC40SISO_Ant1_5230

11AC40SISO_Ant1_5755

11AC40SISO_Ant1_5795

11AC80SISO_Ant1_5210

11AC80SISO_Ant1_5775

Agilent Spectrum Analyzer - Swept SA
Center Freq 5.775000000 GHz
PNO: Fast
IFGain:Low
Trig: Free Run
#Atten: 30 dB
#Avg Type: RMS
Avg|Hold:>300/300
10:07:35 PM Jun 22, 2022
Frequency
Auto Tune
Center Freq
5.775000000 GHz
Start Freq
5.695000000 GHz
Stop Freq
5.855000000 GHz
CF Step
16.000000 MHz
Auto
Man
Freq Offset
0 Hz
ΔMkr3 80.96 MHz
-0.356 dB
Ref Offset 16 dB
10 dB/div
Ref 20.00 dBm
Log
Center 5.77500 GHz
#Res BW 820 kHz
#VBW 2.7 MHz
Span 160.0 MHz
Sweep 1.000 ms (1001 pts)
1 N 1 f 5.735 16 GHz -29.931 dBm
2 N 1 f 5.784 12 GHz -2.529 dBm
3 Δ1 1 f (Δ) 80.96 MHz (Δ) -0.356 dB
MSG
STATUS

Min emission bandwidth Test Graphs:

11A_Ant1_5745

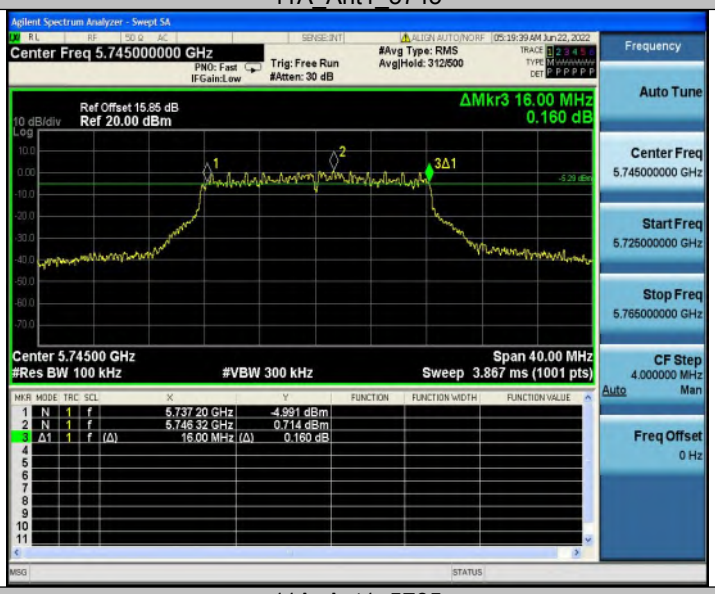

11A_Ant1_5785

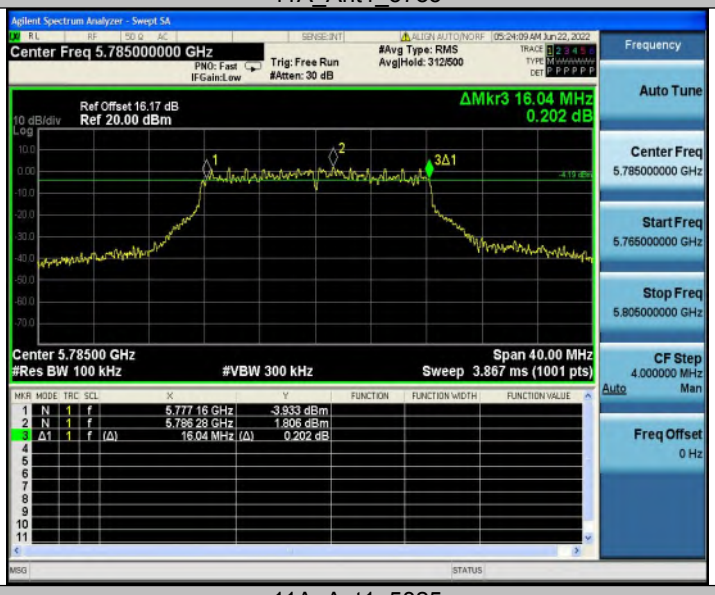

11A_Ant1_5825

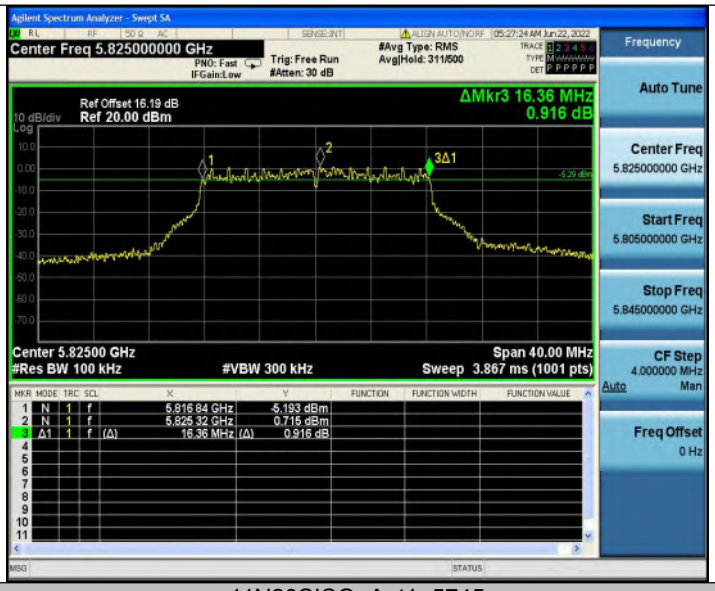

11N20SISO_Ant1_5745

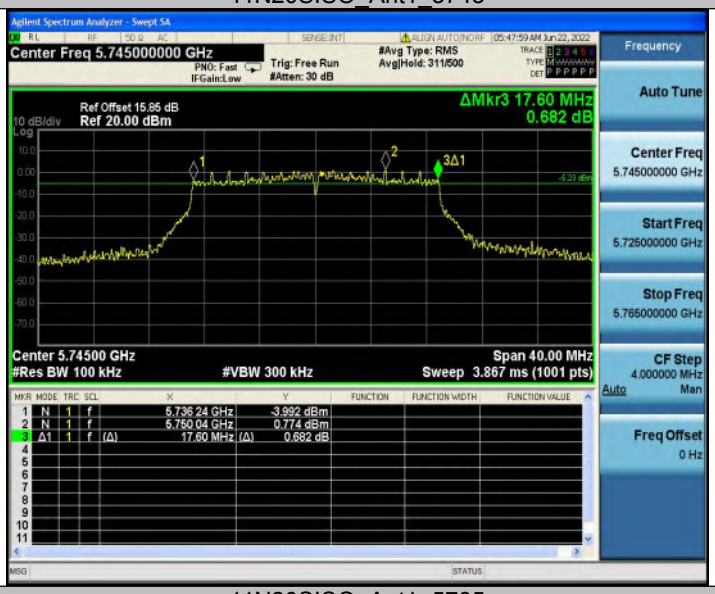

11N20SISO_Ant1_5785

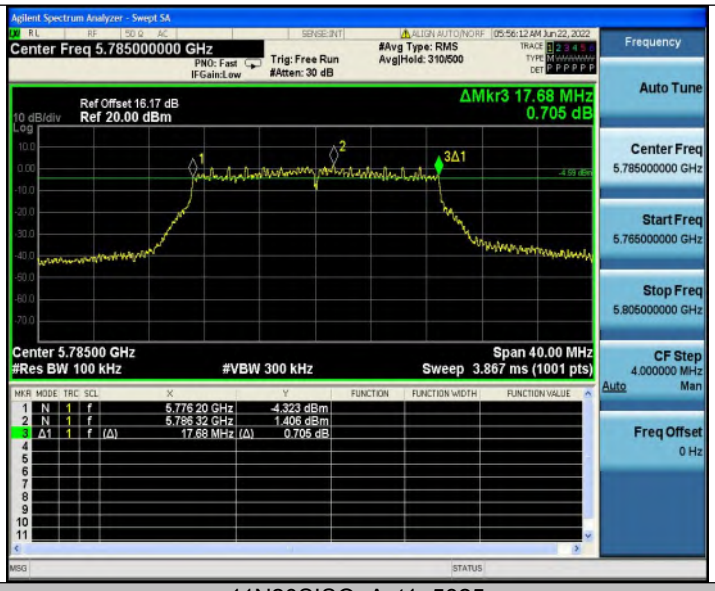

11N20SISO_Ant1_5825

11N40SISO_Ant1_5755

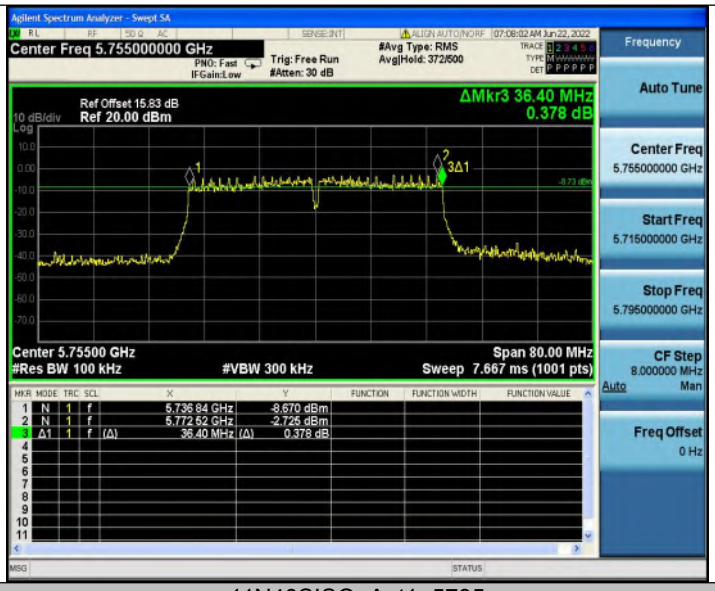

11N40SISO_Ant1_5795

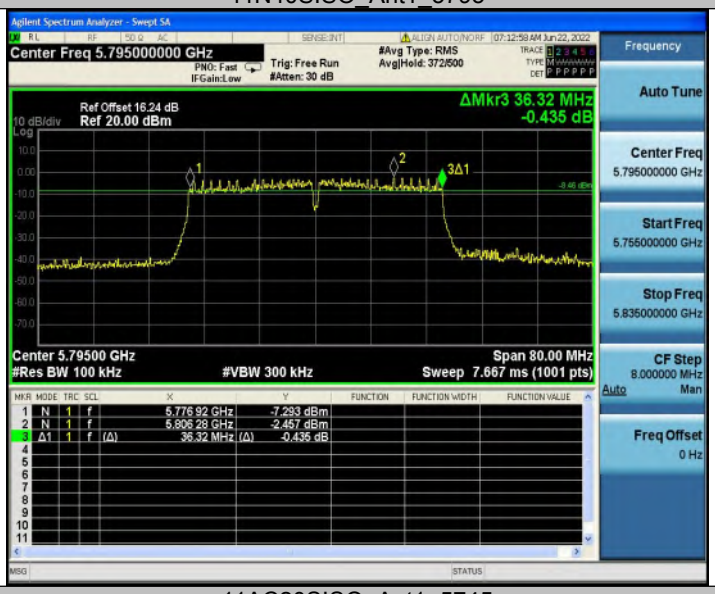

11AC20SISO_Ant1_5745

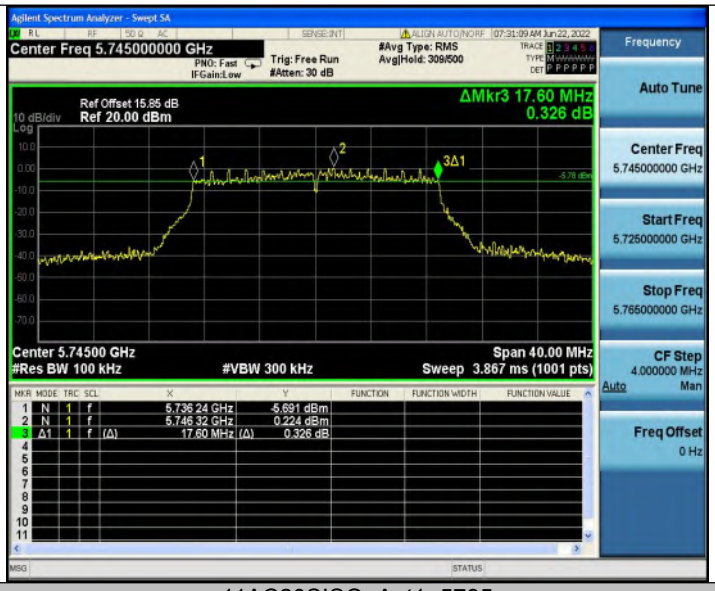

11AC20SISO_Ant1_5785

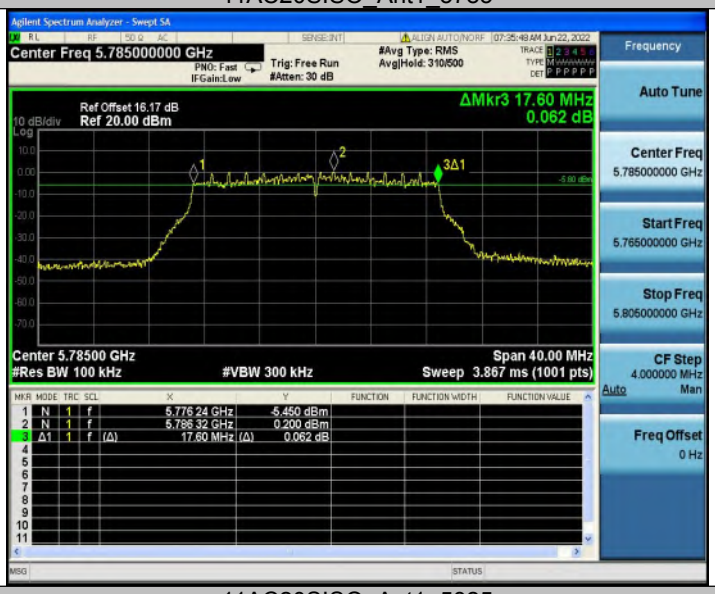

11AC20SISO_Ant1_5825

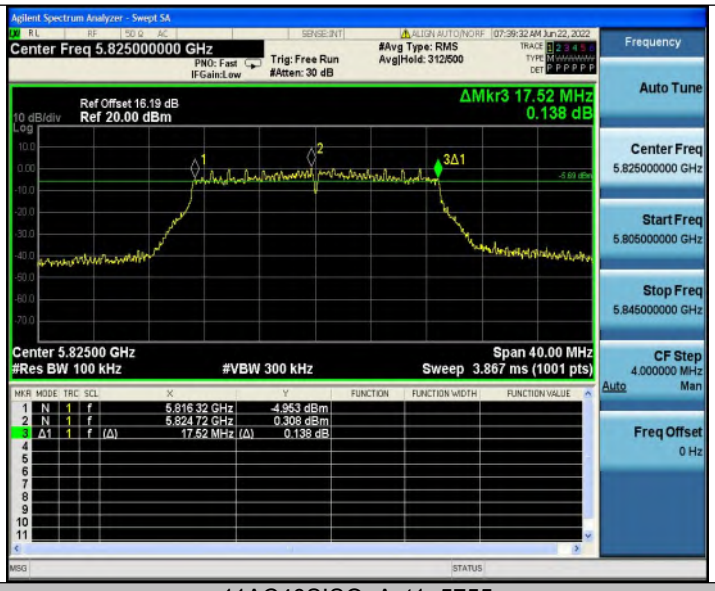

11AC40SISO_Ant1_5755

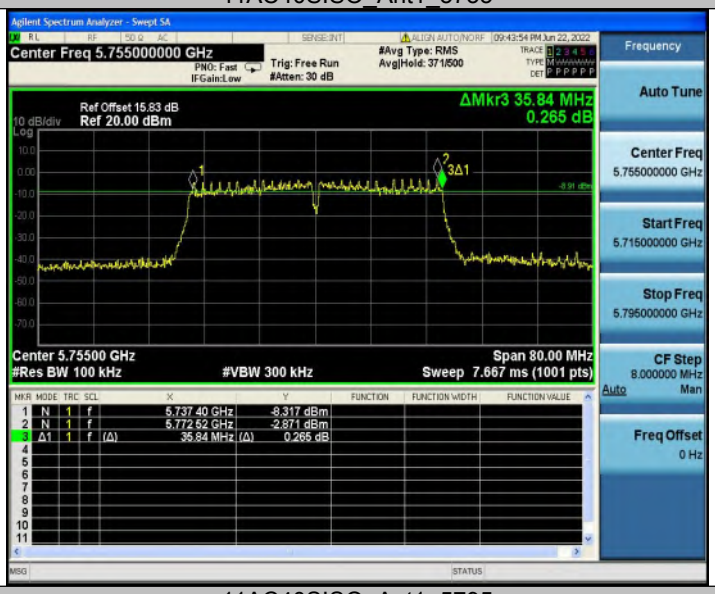

11AC40SISO_Ant1_5795

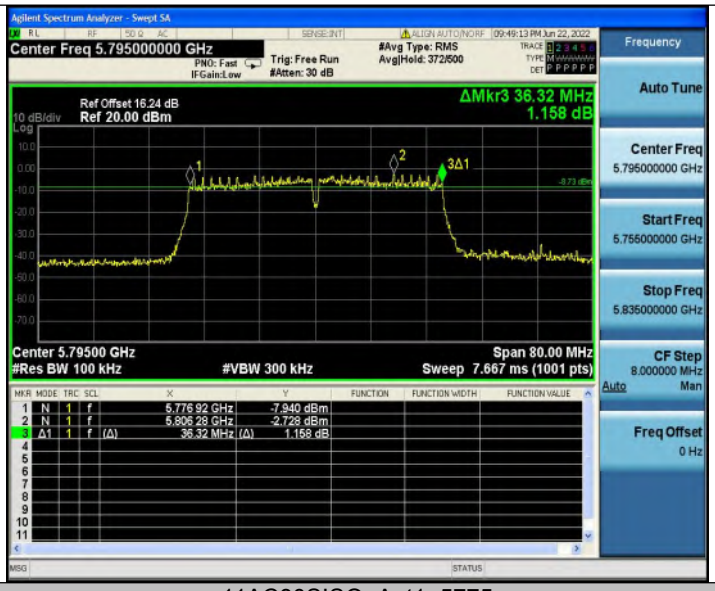

11AC80SISO_Ant1_5775

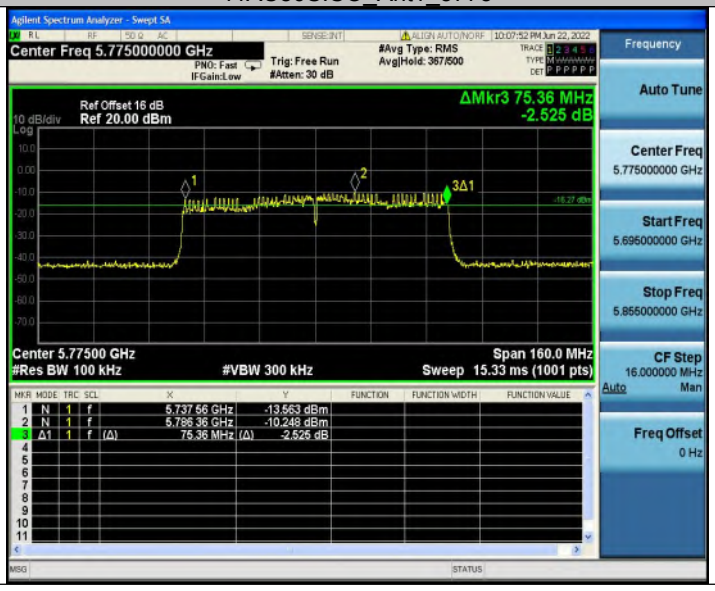

8 Maximum Peak Output Power

Test Requirement	:	FCC CFR47 Part 15 Section 15.247
Test Method	:	ANSI C63.10:2013
Test Limit	:	For client devices in the 5.15-5.25 GHz band, the maximum conducted output power over the frequency band of operation shall not exceed 250 mW provided the maximum antenna gain does not exceed 6 dBi. In addition, the maximum power spectral density shall not exceed 11 dBm in any 1 megahertz band. If transmitting antennas of directional gain greater than 6 dBi are used, both the maximum conducted output power and the maximum power spectral density shall be reduced by the amount in dB that the directional gain of the antenna exceeds 6 dBi. For the band 5.725-5.85 GHz, the maximum conducted output power over the frequency band of operation shall not exceed 1 W. In addition, the maximum power spectral density shall not exceed 30 dBm in any 500-kHz band. If transmitting antennas of directional gain greater than 6 dBi are used, both the maximum conducted output power and the maximum power spectral density shall be reduced by the amount in dB that the directional gain of the antenna exceeds 6 dBi. However, fixed point-to-point U-NII devices operating in this band may employ transmitting antennas with directional gain greater than 6 dBi without any corresponding reduction in transmitter conducted power. Fixed, point-to-point operations exclude the use of point-to multipoint systems, omnidirectional applications, and multiple collocated transmitters transmitting the same information. The operator of the U-NII device, or if the equipment is professionally installed, the installer, is responsible for ensuring that systems employing high gain directional antennas are used exclusively for fixed, point-to-point operations.

8.1 Test Procedure

According to KDB 789033 D02 General UNII Test Procedures New Rules v02r01, The use Power Meter 1. Place the EUT on a bench and set it in transmitting mode. 2. Remove the antenna from the EUT and then connect a low loss RF cable from the antenna port to a Power meter.

8.2 Test Result

TestMode	Antenna	Channel	Result[dBm]	Limit[dBm]	Verdict
11A	Ant1	5180	11.41	≤23.98	PASS
		5220	12.17	≤23.98	PASS
		5240	12.75	≤23.98	PASS
		5745	11.99	≤30.00	PASS
		5785	12.61	≤30.00	PASS
		5825	12.21	≤30.00	PASS
11N20SISO	Ant1	5180	11.07	≤23.98	PASS
		5220	11.68	≤23.98	PASS
		5240	12.44	≤23.98	PASS
		5745	11.68	≤30.00	PASS
		5785	12.25	≤30.00	PASS
		5825	11.85	≤30.00	PASS
11N40SISO	Ant1	5190	10.27	≤23.98	PASS
		5230	11.09	≤23.98	PASS
		5755	10.60	≤30.00	PASS
		5795	11.36	≤30.00	PASS
11AC20SISO	Ant1	5180	10.17	≤23.98	PASS
		5220	11.01	≤23.98	PASS
		5240	11.65	≤23.98	PASS
		5745	10.76	≤30.00	PASS
		5785	11.22	≤30.00	PASS
		5825	11.31	≤30.00	PASS
11AC40SISO	Ant1	5190	10.34	≤23.98	PASS
		5230	10.91	≤23.98	PASS
		5755	10.45	≤30.00	PASS
		5795	11.06	≤30.00	PASS
11AC80SISO	Ant1	5210	6.31	≤23.98	PASS
		5775	6.39	≤30.00	PASS

9 Power Spectral density

Test Requirement	:	FCC CFR47 Part 15 Section 15.2407(a)
Test Method	:	ANSI C63.10:2013
Test Limit	:	For client devices in the 5.15-5.25 GHz band, the maximum conducted output power over the frequency band of operation shall not exceed 250 mW provided the maximum antenna gain does not exceed 6 dBi. In addition, the maximum power spectral density shall not exceed 11 dBm in any 1 megahertz band. If transmitting antennas of directional gain greater than 6 dBi are used, both the maximum conducted output power and the maximum power spectral density shall be reduced by the amount in dB that the directional gain of the antenna exceeds 6 dBi.. For the band 5.725-5.85 GHz, the maximum conducted output power over the frequency band of operation shall not exceed 1 W. In addition, the maximum power spectral density shall not exceed 30 dBm in any 500-kHzband. If transmitting antennas of directional gain greater than 6 dBi are used, both the maximum conducted output power and the maximum power spectral density shall be reduced by the amount in dB that the directional gain of the antenna exceeds 6 dBi. However, fixed point-to-point U-NII devices operating in this band may employ transmitting antennas with directional gain greater than 6 dBi without any corresponding reduction in transmitter conducted power. Fixed, point-to-point operations exclude the use of point-tomultipoint systems, omnidirectional applications, and multiple collocated transmitters transmitting the same information. The operator of the U-NII device, or if the equipment is professionally installed, the installer, is responsible for ensuring that systems employing high gain directional antennas are used exclusively for fixed, point-to-point operations

9.1 Test Procedure

According to KDB 789033 D02 General UNII Test Procedures New Rules v02r01 and ANSI 63.10: 2013 Sec 10.3.7.For devices operating in the bands 5.15-5.25 GHz, 5.25-5.35 GHz, and 5.47-5.725 GHz, the above procedures make use of 1 MHz RBW to satisfy directly the 1 MHz reference bandwidth specified in Section 15.407(a)(5). For devices operating in the band 5.725-5.85 GHz, the rules specify a measurement bandwidth of 500 kHz. Many spectrum analyzers do not have 500 kHz RBW, thus a narrower RBW may need to be used. The rules permit the use of a RBWs less than 1 MHz, or 500 kHz, “provided that the measured power is integrated over the full reference bandwidth” to show the total power over the specified measurement bandwidth (i.e., 1 MHz, or 500 kHz). If measurements are performed using a reduced resolution bandwidth (< 1 MHz, or < 500 kHz) and integrated over 1 MHz, or 500 kHz bandwidth, the following adjustments to the procedures apply:

a) Set the RBW to 1 MHz.

b) Set the VBW to be at least 1 MHz (a VBW of 3 MHz is desirable).

c) Set the frequency span to examine the spectrum across a convenient frequency segment (e.g., 600 MHz).

d) Select the power averaging (rms) detector.

e) Set the sweep time so that there is no more than a 1 ms integration period over each measurement bin.

f) Care must be taken to ensure that the measurements are performed during a period of continuous transmission or are corrected upward for duty cycle.

9.2 Test Result

Pre-scan has been conducted to determine the worst-case mode from all possible combinations between available modulations / data rates and antenna ports.

Following channel was selected for the final test as listed below

TestMode	Antenna	Frequency[MHz]	Result [dBm/MHz]	Limit[dBm/MHz]	Verdict
11A	Ant1	5180	1.67	≤11.00	PASS
		5220	2.65	≤11.00	PASS
		5240	1.59	≤11.00	PASS
		5745	-8.82	≤30.00	PASS
		5785	0.58	≤30.00	PASS
		5825	-0.44	≤30.00	PASS
11N20SISO	Ant1	5180	1.14	≤11.00	PASS
		5220	1.68	≤11.00	PASS
		5240	2.03	≤11.00	PASS
		5745	-0.3	≤30.00	PASS
		5785	-1.07	≤30.00	PASS
		5825	-1.34	≤30.00	PASS
11N40SISO	Ant1	5190	-4.08	≤11.00	PASS
		5230	-2.17	≤11.00	PASS
		5755	-5.25	≤30.00	PASS
		5795	-4.6	≤30.00	PASS
11AC20SISO	Ant1	5180	-1.16	≤11.00	PASS
		5220	0.55	≤11.00	PASS
		5240	1.17	≤11.00	PASS
		5745	-0.82	≤30.00	PASS
		5785	-1.12	≤30.00	PASS
		5825	-1.84	≤30.00	PASS
11AC40SISO	Ant1	5190	-5.50	≤11.00	PASS
		5230	-2.99	≤11.00	PASS
		5755	-4.93	≤30.00	PASS
		5795	-3.72	≤30.00	PASS
11AC80SISO	Ant1	5210	-10.27	≤11.00	PASS
		5775	-11.46	≤30.00	PASS

Note：1.The Result and Limit Unit is dBm/500 kHz in the band 5.725–5.85 GHz.

Test Graphs:

11A_Ant1_5180

11A_Ant1_5220

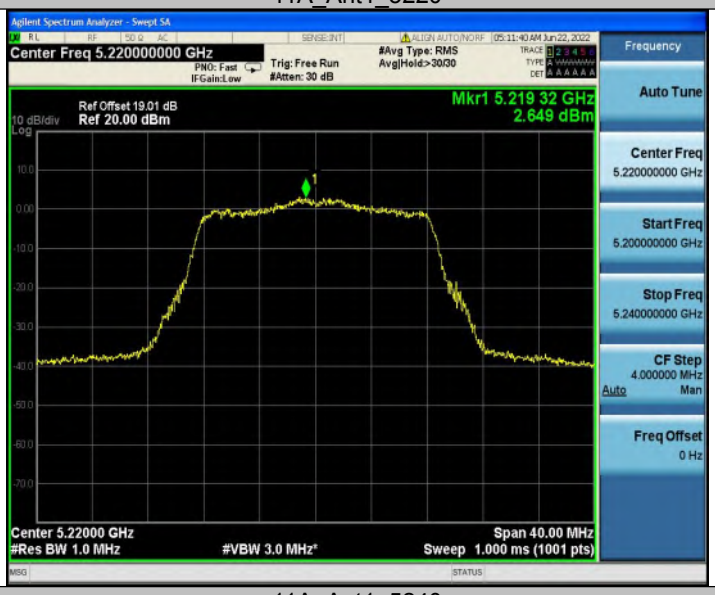

11A_Ant1_5240

11A_Ant1_5745

11A_Ant1_5785

11A_Ant1_5825

11N20SISO_Ant1_5180

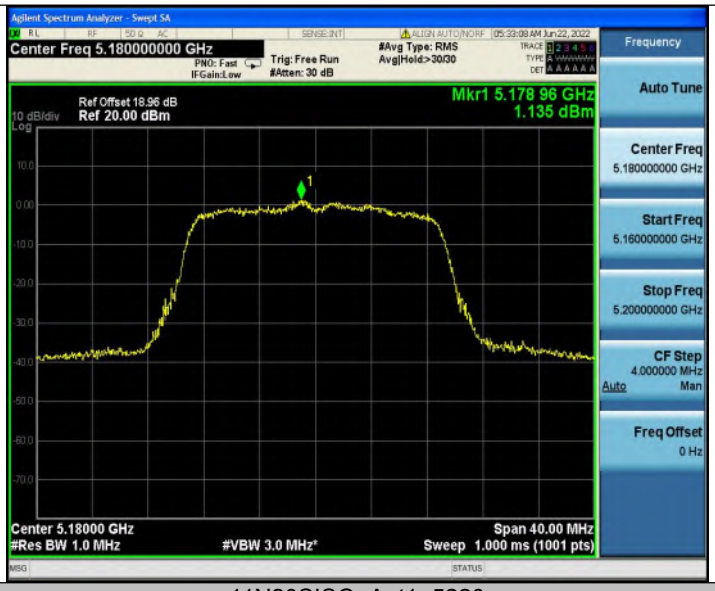

11N20SISO_Ant1_5220

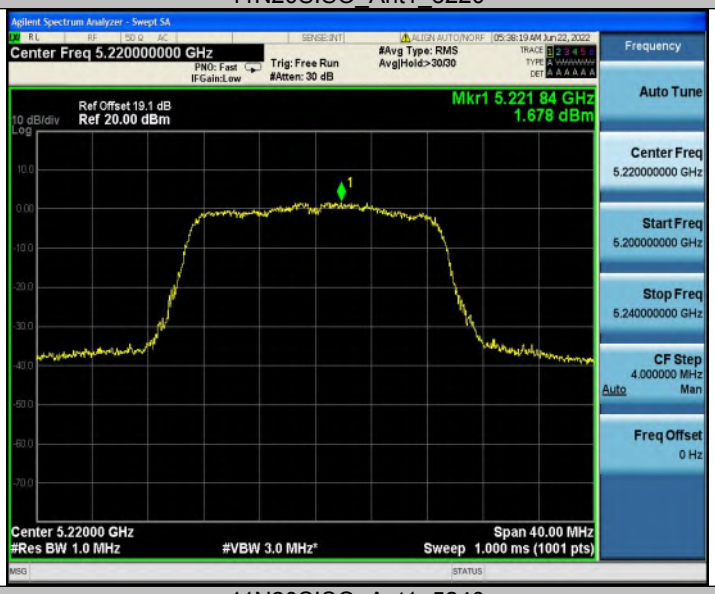

11N20SISO_Ant1_5240

11N20SISO_Ant1_5745

11N20SISO_Ant1_5785

11N20SISO_Ant1_5825

11N40SISO_Ant1_5190

11N40SISO_Ant1_5230

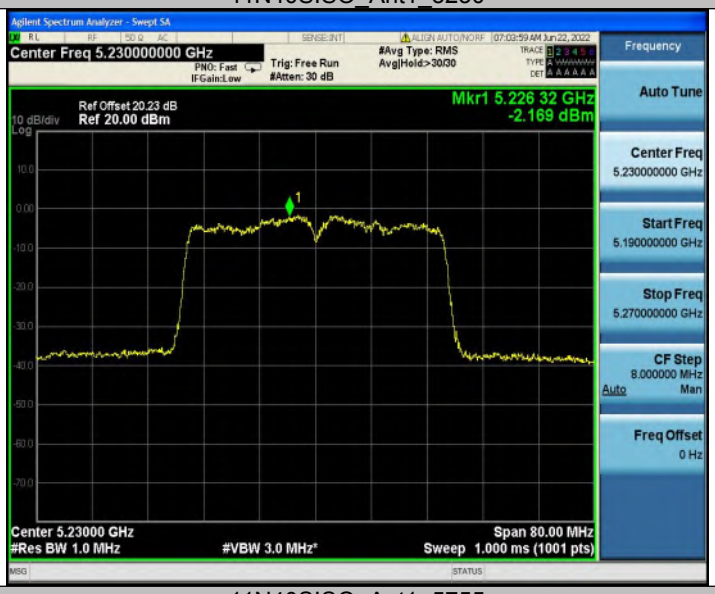

11N40SISO_Ant1_5755

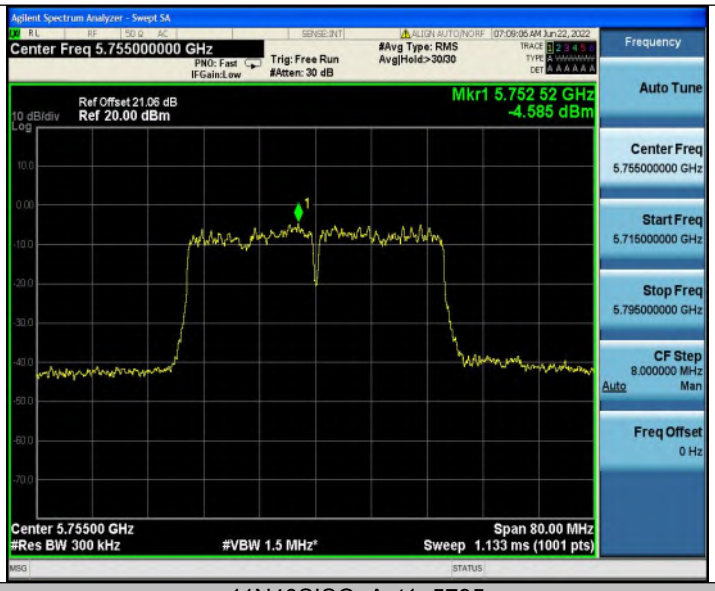

11N40SISO_Ant1_5795

11AC20SISO_Ant1_5180

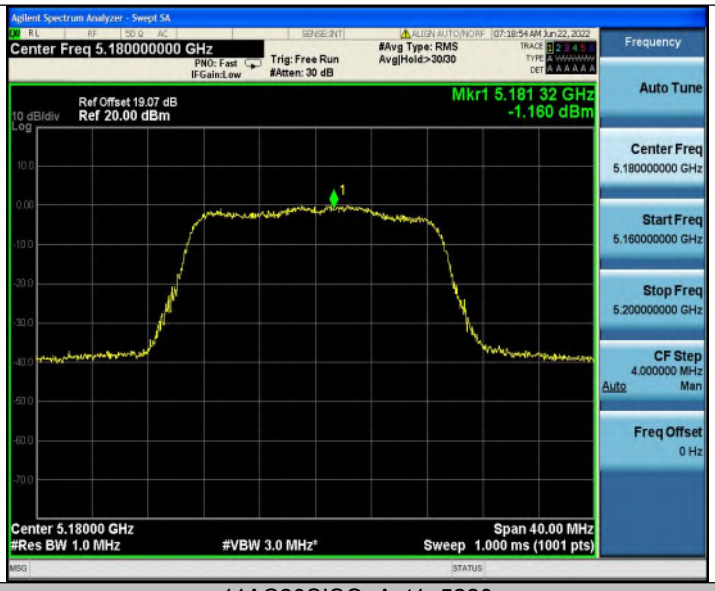

11AC20SISO_Ant1_5220

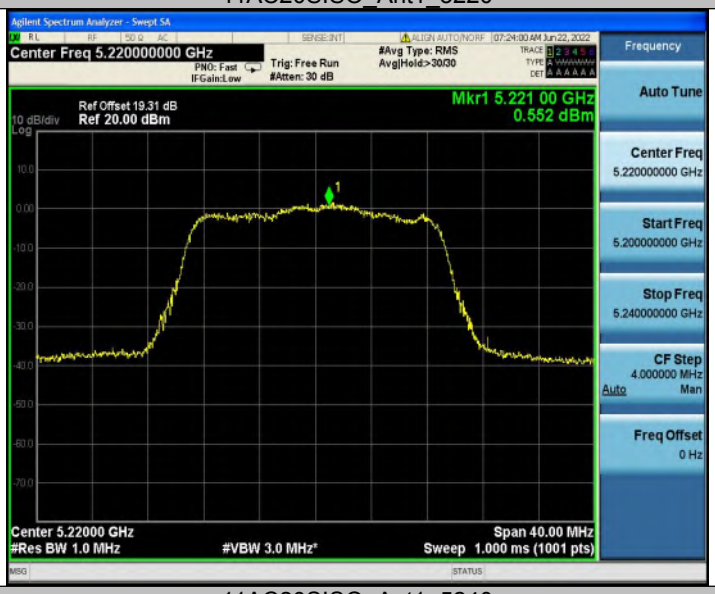

11AC20SISO_Ant1_5240

11AC20SISO_Ant1_5745

11AC20SISO_Ant1_5785

11AC20SISO_Ant1_5825

11AC40SISO_Ant1_5190

11AC40SISO_Ant1_5230

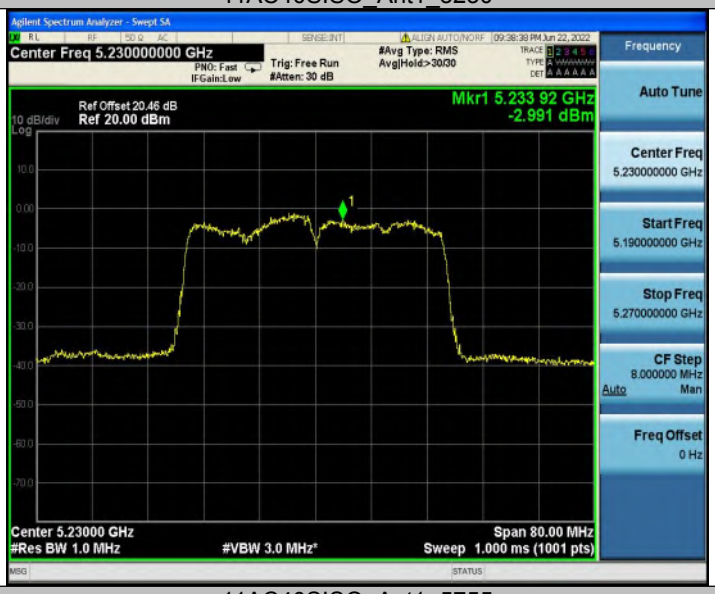

11AC40SISO_Ant1_5755

11AC40SISO_Ant1_5795

11AC80SISO_Ant1_5210

11AC80SISO_Ant1_5775

9.3 Antenna Requirement

For intentional device, according to FCC 47 CFR Section 15.203, an intentional radiator shall be designed to ensure that no antenna other than that furnished by the responsible party shall be used with the device. And according to FCC 47 CFR Section 15.247 (b), if transmitting antennas of directional gain greater than 6dBi are used, the power shall be reduced by the amount in dB that the directional gain of the antenna exceeds 6dBi.

9.4 Result

The EUT'S antenna, permanent attached antenna,is Integral Antenna. The antenna's gain is 1 dBi and meets the requirement.



10 Frequency Stability

Test Requirement : FCC Part15 E Section 15.407 (g)

Test Limit: Manufacturers of U-NII devices are responsible for ensuring frequency stability such that an emission is maintained within the band of operation under all conditions of normal operation as specified in the user's manual.

10.1 Test Procedure

1. The EUT is installed in an environment test chamber with external power source.
2. Set the chamber to operate at 50 centigrade and external power source to output at nominal voltage of EUT.
3. A sufficient stabilization period at each temperature is used prior to each frequency measurement.
4. When temperature is stabled, measure the frequency stability.
5. The test shall be performed under -30 to 50 centigrade and 85 to 115 percent of the nominal voltage. Change setting of chamber and external power source to complete all conditions.

10.2 Test Result

Voltage								
TestMode	Antenna	Channel	Voltage [Vdc]	Temperature (℃)	Deviation (Hz)	Deviation (ppm)	Limit (ppm)	Verdict
11A	Ant1	5180	NV	NT	40000.00	7.722008	20	PASS
			LV	NT	40000.00	7.722008	20	PASS
			HV	NT	40000.00	7.722008	20	PASS
		5220	NV	NT	40000.00	7.662835	20	PASS
			LV	NT	40000.00	7.662835	20	PASS
			HV	NT	40000.00	7.662835	20	PASS
		5240	NV	NT	40000.00	7.633588	20	PASS
			LV	NT	40000.00	7.633588	20	PASS
			HV	NT	40000.00	7.633588	20	PASS
		5745	NV	NT	40000.00	6.962576	20	PASS
			LV	NT	40000.00	6.962576	20	PASS
			HV	NT	40000.00	6.962576	20	PASS
		5785	NV	NT	40000.00	6.914434	20	PASS
			LV	NT	40000.00	6.914434	20	PASS
			HV	NT	40000.00	6.914434	20	PASS
		5825	NV	NT	40000.00	6.866953	20	PASS
			LV	NT	40000.00	6.866953	20	PASS
			HV	NT	40000.00	6.866953	20	PASS
11N20SISO	Ant1	5180	NV	NT	40000.00	7.722008	20	PASS
			LV	NT	40000.00	7.722008	20	PASS
			HV	NT	40000.00	7.722008	20	PASS
		5220	NV	NT	40000.00	7.662835	20	PASS
			LV	NT	40000.00	7.662835	20	PASS
			HV	NT	40000.00	7.662835	20	PASS
		5240	NV	NT	40000.00	7.633588	20	PASS
			LV	NT	40000.00	7.633588	20	PASS
			HV	NT	40000.00	7.633588	20	PASS
		5745	NV	NT	40000.00	6.962576	20	PASS
			LV	NT	40000.00	6.962576	20	PASS
			HV	NT	40000.00	6.962576	20	PASS
		5785	NV	NT	40000.00	6.914434	20	PASS
			LV	NT	40000.00	6.914434	20	PASS

			HV	NT	40000.00	6.914434	20	PASS
		5825	NV	NT	40000.00	6.866953	20	PASS
			LV	NT	40000.00	6.866953	20	PASS
			HV	NT	40000.00	6.866953	20	PASS
11N40SISO	Ant1	5190	NV	NT	40000.00	7.707129	20	PASS
			LV	NT	40000.00	7.707129	20	PASS
			HV	NT	40000.00	7.707129	20	PASS
		5230	NV	NT	40000.00	7.648184	20	PASS
			LV	NT	40000.00	7.648184	20	PASS
			HV	NT	40000.00	7.648184	20	PASS
		5755	NV	NT	40000.00	6.950478	20	PASS
			LV	NT	40000.00	6.950478	20	PASS
			HV	NT	40000.00	6.950478	20	PASS
		5795	NV	NT	40000.00	6.902502	20	PASS
			LV	NT	40000.00	6.902502	20	PASS
			HV	NT	40000.00	6.902502	20	PASS
11AC20SISO	Ant1	5180	NV	NT	40000.00	7.722008	20	PASS
			LV	NT	40000.00	7.722008	20	PASS
			HV	NT	40000.00	7.722008	20	PASS
		5220	NV	NT	40000.00	7.662835	20	PASS
			LV	NT	40000.00	7.662835	20	PASS
			HV	NT	40000.00	7.662835	20	PASS
		5240	NV	NT	40000.00	7.633588	20	PASS
			LV	NT	40000.00	7.633588	20	PASS
			HV	NT	40000.00	7.633588	20	PASS
		5745	NV	NT	40000.00	6.962576	20	PASS
			LV	NT	40000.00	6.962576	20	PASS
			HV	NT	40000.00	6.962576	20	PASS
		5785	NV	NT	40000.00	6.914434	20	PASS
			LV	NT	40000.00	6.914434	20	PASS
			HV	NT	40000.00	6.914434	20	PASS
		5825	NV	NT	40000.00	6.866953	20	PASS
			LV	NT	40000.00	6.866953	20	PASS
			HV	NT	40000.00	6.866953	20	PASS
11AC40SISO	Ant1	5190	NV	NT	40000.00	7.707129	20	PASS
			LV	NT	40000.00	7.707129	20	PASS
			HV	NT	40000.00	7.707129	20	PASS
		5230	NV	NT	40000.00	7.648184	20	PASS
			LV	NT	40000.00	7.648184	20	PASS
			HV	NT	40000.00	7.648184	20	PASS
		5755	NV	NT	40000.00	6.950478	20	PASS
			LV	NT	40000.00	6.950478	20	PASS
			HV	NT	40000.00	6.950478	20	PASS
		5795	NV	NT	40000.00	6.902502	20	PASS
			LV	NT	40000.00	6.902502	20	PASS
			HV	NT	40000.00	6.902502	20	PASS
11AC80SISO	Ant1	5210	NV	NT	0.00	0.000000	20	PASS
			LV	NT	0.00	0.000000	20	PASS
			HV	NT	0.00	0.000000	20	PASS
		5775	NV	NT	0.00	0.000000	20	PASS
			LV	NT	0.00	0.000000	20	PASS
			HV	NT	0.00	0.000000	20	PASS

Temperature								
TestMode	Antenna	Channel	Voltage [Vdc]	Temperature (℃)	Deviation (Hz)	Deviation (ppm)	Limit (ppm)	Verdict
11A	Ant1	5180	NV	-30	40000.00	7.722008	20	PASS
			NV	-20	40000.00	7.722008	20	PASS
			NV	-10	40000.00	7.722008	20	PASS
			NV	0	40000.00	7.722008	20	PASS
			NV	10	40000.00	7.722008	20	PASS
			NV	20	40000.00	7.722008	20	PASS
			NV	30	40000.00	7.722008	20	PASS
			NV	40	40000.00	7.722008	20	PASS
			NV	50	40000.00	7.722008	20	PASS
		5220	NV	-30	40000.00	7.662835	20	PASS
			NV	-20	40000.00	7.662835	20	PASS
			NV	-10	40000.00	7.662835	20	PASS
			NV	0	40000.00	7.662835	20	PASS
			NV	10	40000.00	7.662835	20	PASS
			NV	20	40000.00	7.662835	20	PASS
			NV	30	40000.00	7.662835	20	PASS
			NV	40	40000.00	7.662835	20	PASS
			NV	50	40000.00	7.662835	20	PASS
		5240	NV	-30	40000.00	7.633588	20	PASS
			NV	-20	40000.00	7.633588	20	PASS
			NV	-10	40000.00	7.633588	20	PASS
			NV	0	40000.00	7.633588	20	PASS
			NV	10	40000.00	7.633588	20	PASS
			NV	20	40000.00	7.633588	20	PASS
			NV	30	40000.00	7.633588	20	PASS
			NV	40	40000.00	7.633588	20	PASS
			NV	50	40000.00	7.633588	20	PASS
		5745	NV	-30	40000.00	6.962576	20	PASS
			NV	-20	40000.00	6.962576	20	PASS
			NV	-10	40000.00	6.962576	20	PASS
			NV	0	40000.00	6.962576	20	PASS
			NV	10	40000.00	6.962576	20	PASS
			NV	20	40000.00	6.962576	20	PASS
			NV	30	40000.00	6.962576	20	PASS
			NV	40	40000.00	6.962576	20	PASS
			NV	50	40000.00	6.962576	20	PASS
		5785	NV	-30	40000.00	6.914434	20	PASS
			NV	-20	40000.00	6.914434	20	PASS
			NV	-10	40000.00	6.914434	20	PASS
			NV	0	40000.00	6.914434	20	PASS
			NV	10	40000.00	6.914434	20	PASS
			NV	20	40000.00	6.914434	20	PASS
			NV	30	40000.00	6.914434	20	PASS
			NV	40	40000.00	6.914434	20	PASS
			NV	50	40000.00	6.914434	20	PASS
		5825	NV	-30	40000.00	6.866953	20	PASS
			NV	-20	40000.00	6.866953	20	PASS
			NV	-10	40000.00	6.866953	20	PASS
			NV	0	40000.00	6.866953	20	PASS
			NV	10	40000.00	6.866953	20	PASS
			NV	20	40000.00	6.866953	20	PASS

			NV	30	40000.00	6.866953	20	PASS
			NV	40	40000.00	6.866953	20	PASS
			NV	50	40000.00	6.866953	20	PASS
11N20SISO	Ant1	5180	NV	-30	40000.00	7.722008	20	PASS
			NV	-20	40000.00	7.722008	20	PASS
			NV	-10	40000.00	7.722008	20	PASS
			NV	0	40000.00	7.722008	20	PASS
			NV	10	40000.00	7.722008	20	PASS
			NV	20	40000.00	7.722008	20	PASS
			NV	30	40000.00	7.722008	20	PASS
			NV	40	40000.00	7.722008	20	PASS
			NV	50	40000.00	7.722008	20	PASS
		5220	NV	-30	40000.00	7.662835	20	PASS
			NV	-20	40000.00	7.662835	20	PASS
			NV	-10	40000.00	7.662835	20	PASS
			NV	0	40000.00	7.662835	20	PASS
			NV	10	40000.00	7.662835	20	PASS
			NV	20	40000.00	7.662835	20	PASS
			NV	30	40000.00	7.662835	20	PASS
			NV	40	40000.00	7.662835	20	PASS
			NV	50	40000.00	7.662835	20	PASS
		5240	NV	-30	40000.00	7.633588	20	PASS
			NV	-20	40000.00	7.633588	20	PASS
			NV	-10	40000.00	7.633588	20	PASS
			NV	0	40000.00	7.633588	20	PASS
			NV	10	40000.00	7.633588	20	PASS
			NV	20	40000.00	7.633588	20	PASS
			NV	30	40000.00	7.633588	20	PASS
			NV	40	40000.00	7.633588	20	PASS
			NV	50	40000.00	7.633588	20	PASS
		5745	NV	-30	40000.00	6.962576	20	PASS
			NV	-20	40000.00	6.962576	20	PASS
			NV	-10	40000.00	6.962576	20	PASS
			NV	0	40000.00	6.962576	20	PASS
			NV	10	40000.00	6.962576	20	PASS
			NV	20	40000.00	6.962576	20	PASS
			NV	30	40000.00	6.962576	20	PASS
			NV	40	40000.00	6.962576	20	PASS
			NV	50	40000.00	6.962576	20	PASS
		5785	NV	-30	40000.00	6.914434	20	PASS
			NV	-20	40000.00	6.914434	20	PASS
			NV	-10	40000.00	6.914434	20	PASS
			NV	0	40000.00	6.914434	20	PASS
			NV	10	40000.00	6.914434	20	PASS
			NV	20	40000.00	6.914434	20	PASS
			NV	30	40000.00	6.914434	20	PASS
			NV	40	40000.00	6.914434	20	PASS
			NV	50	40000.00	6.914434	20	PASS
		5825	NV	-30	40000.00	6.866953	20	PASS
			NV	-20	40000.00	6.866953	20	PASS
			NV	-10	40000.00	6.866953	20	PASS
			NV	0	40000.00	6.866953	20	PASS
			NV	10	40000.00	6.866953	20	PASS
			NV	20	40000.00	6.866953	20	PASS
			NV	30	40000.00	6.866953	20	PASS
			NV	40	40000.00	6.866953	20	PASS

			NV	50	40000.00	6.866953	20	PASS
11N40SISO	Ant1	5190	NV	-30	40000.00	7.707129	20	PASS
			NV	-20	40000.00	7.707129	20	PASS
			NV	-10	40000.00	7.707129	20	PASS
			NV	0	40000.00	7.707129	20	PASS
			NV	10	40000.00	7.707129	20	PASS
			NV	20	40000.00	7.707129	20	PASS
			NV	30	40000.00	7.707129	20	PASS
			NV	40	40000.00	7.707129	20	PASS
			NV	50	40000.00	7.707129	20	PASS
		5230	NV	-30	40000.00	7.648184	20	PASS
			NV	-20	40000.00	7.648184	20	PASS
			NV	-10	40000.00	7.648184	20	PASS
			NV	0	40000.00	7.648184	20	PASS
			NV	10	40000.00	7.648184	20	PASS
			NV	20	40000.00	7.648184	20	PASS
			NV	30	40000.00	7.648184	20	PASS
			NV	40	40000.00	7.648184	20	PASS
			NV	50	40000.00	7.648184	20	PASS
		5755	NV	-30	40000.00	6.950478	20	PASS
			NV	-20	40000.00	6.950478	20	PASS
			NV	-10	40000.00	6.950478	20	PASS
			NV	0	40000.00	6.950478	20	PASS
			NV	10	40000.00	6.950478	20	PASS
			NV	20	40000.00	6.950478	20	PASS
			NV	30	40000.00	6.950478	20	PASS
			NV	40	40000.00	6.950478	20	PASS
			NV	50	40000.00	6.950478	20	PASS
		5795	NV	-30	40000.00	6.902502	20	PASS
			NV	-20	40000.00	6.902502	20	PASS
			NV	-10	40000.00	6.902502	20	PASS
			NV	0	40000.00	6.902502	20	PASS
			NV	10	40000.00	6.902502	20	PASS
			NV	20	40000.00	6.902502	20	PASS
			NV	30	40000.00	6.902502	20	PASS
			NV	40	40000.00	6.902502	20	PASS
			NV	50	40000.00	6.902502	20	PASS
11AC20SISO	Ant1	5180	NV	-30	40000.00	7.722008	20	PASS
			NV	-20	40000.00	7.722008	20	PASS
			NV	-10	40000.00	7.722008	20	PASS
			NV	0	40000.00	7.722008	20	PASS
			NV	10	40000.00	7.722008	20	PASS
			NV	20	40000.00	7.722008	20	PASS
			NV	30	40000.00	7.722008	20	PASS
			NV	40	40000.00	7.722008	20	PASS
			NV	50	40000.00	7.722008	20	PASS
		5220	NV	-30	40000.00	7.662835	20	PASS
			NV	-20	40000.00	7.662835	20	PASS
			NV	-10	40000.00	7.662835	20	PASS
			NV	0	40000.00	7.662835	20	PASS
			NV	10	40000.00	7.662835	20	PASS
			NV	20	40000.00	7.662835	20	PASS
			NV	30	40000.00	7.662835	20	PASS
			NV	40	40000.00	7.662835	20	PASS
			NV	50	40000.00	7.662835	20	PASS
		5240	NV	-30	40000.00	7.633588	20	PASS

			NV	-20	40000.00	7.633588	20	PASS
			NV	-10	40000.00	7.633588	20	PASS
			NV	0	40000.00	7.633588	20	PASS
			NV	10	40000.00	7.633588	20	PASS
			NV	20	40000.00	7.633588	20	PASS
			NV	30	40000.00	7.633588	20	PASS
			NV	40	40000.00	7.633588	20	PASS
			NV	50	40000.00	7.633588	20	PASS
		5745	NV	-30	40000.00	6.962576	20	PASS
			NV	-20	40000.00	6.962576	20	PASS
			NV	-10	40000.00	6.962576	20	PASS
			NV	0	40000.00	6.962576	20	PASS
			NV	10	40000.00	6.962576	20	PASS
			NV	20	40000.00	6.962576	20	PASS
			NV	30	40000.00	6.962576	20	PASS
			NV	40	40000.00	6.962576	20	PASS
			NV	50	40000.00	6.962576	20	PASS
		5785	NV	-30	40000.00	6.914434	20	PASS
			NV	-20	40000.00	6.914434	20	PASS
			NV	-10	40000.00	6.914434	20	PASS
			NV	0	40000.00	6.914434	20	PASS
			NV	10	40000.00	6.914434	20	PASS
			NV	20	40000.00	6.914434	20	PASS
			NV	30	40000.00	6.914434	20	PASS
			NV	40	40000.00	6.914434	20	PASS
			NV	50	40000.00	6.914434	20	PASS
		5825	NV	-30	40000.00	6.866953	20	PASS
			NV	-20	40000.00	6.866953	20	PASS
			NV	-10	40000.00	6.866953	20	PASS
			NV	0	40000.00	6.866953	20	PASS
			NV	10	40000.00	6.866953	20	PASS
			NV	20	40000.00	6.866953	20	PASS
			NV	30	40000.00	6.866953	20	PASS
			NV	40	40000.00	6.866953	20	PASS
			NV	50	40000.00	6.866953	20	PASS
11AC40SISO	Ant1	5190	NV	-30	40000.00	7.707129	20	PASS
			NV	-20	40000.00	7.707129	20	PASS
			NV	-10	40000.00	7.707129	20	PASS
			NV	0	40000.00	7.707129	20	PASS
			NV	10	40000.00	7.707129	20	PASS
			NV	20	40000.00	7.707129	20	PASS
			NV	30	40000.00	7.707129	20	PASS
			NV	40	40000.00	7.707129	20	PASS
			NV	50	40000.00	7.707129	20	PASS
		5230	NV	-30	40000.00	7.648184	20	PASS
			NV	-20	40000.00	7.648184	20	PASS
			NV	-10	40000.00	7.648184	20	PASS
			NV	0	40000.00	7.648184	20	PASS
			NV	10	40000.00	7.648184	20	PASS
			NV	20	40000.00	7.648184	20	PASS
			NV	30	40000.00	7.648184	20	PASS
			NV	40	40000.00	7.648184	20	PASS
			NV	50	40000.00	7.648184	20	PASS
		5755	NV	-30	40000.00	6.950478	20	PASS
			NV	-20	40000.00	6.950478	20	PASS
			NV	-10	40000.00	6.950478	20	PASS

			NV	0	40000.00	6.950478	20	PASS
			NV	10	40000.00	6.950478	20	PASS
			NV	20	40000.00	6.950478	20	PASS
			NV	30	40000.00	6.950478	20	PASS
			NV	40	40000.00	6.950478	20	PASS
			NV	50	40000.00	6.950478	20	PASS
		5795	NV	-30	40000.00	6.902502	20	PASS
			NV	-20	40000.00	6.902502	20	PASS
			NV	-10	40000.00	6.902502	20	PASS
			NV	0	40000.00	6.902502	20	PASS
			NV	10	40000.00	6.902502	20	PASS
			NV	20	40000.00	6.902502	20	PASS
			NV	30	40000.00	6.902502	20	PASS
			NV	40	40000.00	6.902502	20	PASS
			NV	50	40000.00	6.902502	20	PASS
11AC80SISO	Ant1	5210	NV	-30	0.00	0.000000	20	PASS
			NV	-20	0.00	0.000000	20	PASS
			NV	-10	0.00	0.000000	20	PASS
			NV	0	0.00	0.000000	20	PASS
			NV	10	0.00	0.000000	20	PASS
			NV	20	0.00	0.000000	20	PASS
			NV	30	0.00	0.000000	20	PASS
			NV	40	0.00	0.000000	20	PASS
			NV	50	0.00	0.000000	20	PASS
		5775	NV	-30	0.00	0.000000	20	PASS
			NV	-20	0.00	0.000000	20	PASS
			NV	-10	0.00	0.000000	20	PASS
			NV	0	0.00	0.000000	20	PASS
			NV	10	0.00	0.000000	20	PASS
			NV	20	0.00	0.000000	20	PASS
			NV	30	0.00	0.000000	20	PASS
			NV	40	0.00	0.000000	20	PASS
			NV	50	0.00	0.000000	20	PASS

11 Test Setup

Conducted Emissions



Radiated Spurious Emissions
From 30MHz-1000MHz



Test frequency from Above 1GHz



12 EUT PHOTOS

































********THE END REPORT********