GetD

AI Audio Glasses

EN

Contents

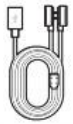

Charging Adapter Cable x1

User Guide x1



Pair of Glasses x1

Cleaning Cloth x1

Case x1

Introduction

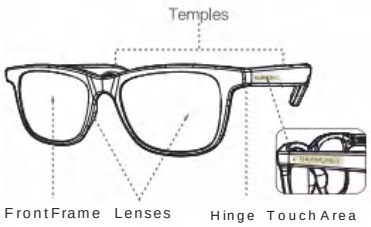

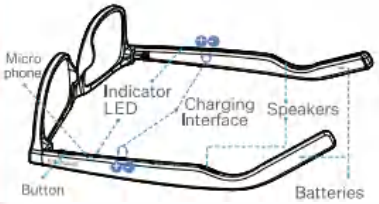

Charging and Power Levels

Charging

A third party Type C male charging cable is required to charge the glasses. These are now shipped as standard with cellphones or most consumer electronics.

Connect the magnetic charging cables as below. The indicator light shows red while charging and turns off when fully charged.



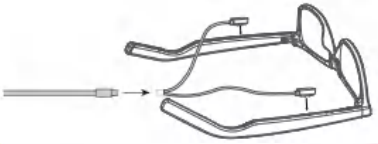

@ Low Battery Alert

The AI Glasses will issue a voice alert: "Battery low" when the power is low. Please charge the glassses in a timely manner. They will automatically power off after the third alert.

Auto Power On/Off

The glasses are fitted with a 3 array wear detector on each side for auto turn on. Audio will continue to stream when lifted up on the head or removed. Users should pree pause if necessary.

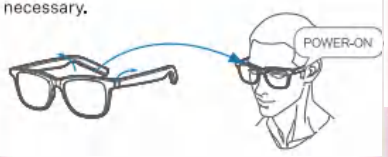

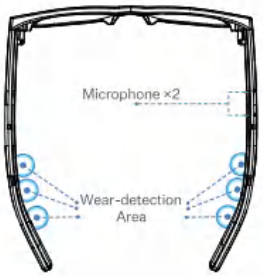

Auto Power On/Off

The glasses will auto shutdown during charging but automatically turn on when the cables are removed.

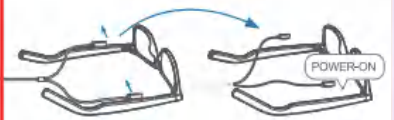

The glasses will powerdown if the Bluetooth connection is lost for more than 3 minutes.

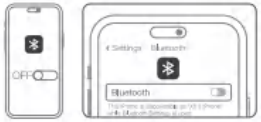

Manual Power On/Off

Press and hold the button under the right temple to power off the glasses.

Bluetooth Pairing

First Time Pairing

Turn on the AI glasses and keep close to the smart device or computer;

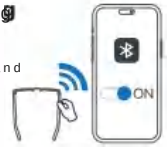

Open the settings on your device, turn on the bluetooth switch in the control center.

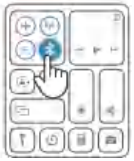

Search and click on the SonaVue HJA or SonaVue HKA product details, you will hear connected' once successful.



If pairing with another device you should disconnect (not forget) the device from the device currently paired with. Alternatively turn off the bluetooth on the current device.

Phone Calls

Answer Calls

Click on the button under the right temple.

Hang Up Calls

Double click either button under the temple

Reject Calls

Quickly double click the button to reject the call.

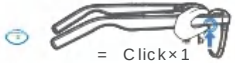

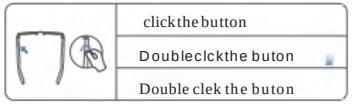

O Voice Assistant

Press and hold the button under the temple for 2 seconds to activate the voice assistant.





Volume Control

Volume Up Quickly swipe forward on the left touchpad

Volume Down Quickly swipe backward on the left touchpad



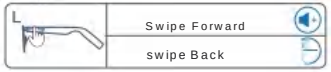

Audio Control

Play/Pause Click either button under the temple



Any activity such as music/podeasts/call's will continue when the glasses are raised or removed. Press pause or move the stream back to the phone as necessary.



Next Track Quickly swipe forward on the right touchpad

Last Track Quickly swipe backward on the right touchpad

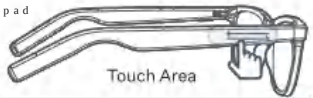



Reminder

1. Please read this user guide carefully before using the AI glasses and keep it for future reference.
2. Fuly charge the glasses before using them for the first time.
3. If the glasses have not been used for an extended time (over 3 months), charge it regularly.
4. Do not clean dirty lenses directly. First moisten the lenses, then genty wipe the with a soft cloth. Wipe in a constant direction - avoid wiping back and forth or in a circular motion.

Safety Precautions

1 To prevent possible hearing damage, do not use high volume for extended periods.

2. Using harsh cleaning tools or improper cleaning solutions may damage the glasses. Please use the original glasses cloth or a clean, soft cloth to wipe the glasses. Use only mld neutral cleaning solutions. Do not use abrasive cleaners, sprays, highly concentrated solutions, chemical cleaners, alcohol, or acetone, as they may cause damage, deformation, or discoloration of the frame, accessories or lenses.

3. Please operate the glasses within the temperature range of 0 -45 degs C, and store the glasses and accessories at normal temperatures. Extremely high or low temperatures may result in equipment failure.

4. Do not expose the glasses to direct sunlight for long periods, as this may cause deformation, aging or breakage.

5. Do not place the glasses in high-temperature environments. The battery may explode due to overheating.

6. Do not expose the glasses to liquids or immerse in water.

7. Do not clean the glasses with alcohol.

8. Keep the glasses dry and avoid liquid splashes, Keep the glasses and its accessories away from rain or moisture. These glasses are not waterproof - do not wash the temples or perform ultrasonic cleaning.

9. Do not heat or bend the temples, as this may damage them and cause malfunction.

10. The charger must comply with local standards to avoid failure or damage. After charging, disconnect the charger from the glasses and unplug it from the power outlet. Do not allow the magnetic end of the charging cable to come into contact with metal objects, to avoid the risk of short circuit.

11. These glasses are not intended for protection against artificial light sources and cannot protect against mechanical impact (as optical glasses do).

12 Strenuous activity while wearing the glasses may cause facial injury if the glasses break.

13, Some individuals may be allergic to materials such as plastic, metal, fiber, or nylon. If symptoms such as redness, swelling or inflammation occur, stop using the product and consult a doctor.

14. To avoid radio wave interference, maintain a distance of at least 15cm from implanted or personal medical devices (such as pacemakers, cochlear impacts, hearing aids, etc.).

15. Do not disassemble or modify the glasses or the accessories (including replacing the bullt in battery) without authorization. Unauthorized actions will void the warranty. Please contact customer service for any issues.

16. Dispose of the glasses, battery and accessories according to local regulations. Do not treat them as household waste. Improper disposal may result in battery explosion.

17. Comply with local laws regarding the packaging and user manuals for this product and support local recycling initiatives.

WARNING

California Proposition 65 Warning

WARNING: This product may contain chemicals, including [Lead, Phthalates, or Nickel]", which are knowm to the State of Calfornia to cause cancer, birth defects, or other reproductive harm.

For more information, visit www P65 Warnings.ca.gov

Harmonix provides this warning to comply with California's Proposition 65 law. The presence of a warning does not necessarily mean this product will cause harm. Our products meet all applicable federal safety standards. This notice is included out of an abundance of caution to ensure transparency for our customers.

Cancer and Reproductive Harm
www.p65warnings.ca.gov

Hazardous Substances

Component Name	Hazardous Substances					
	Lead (Pb)	Mercury (Hg)	Cadmium cal	ic 1	mm*	Polybrominated c t
Plastie	o	O	o	O	o	O
Assembled printed circuit board	X	Q	Q	0	0	Q
Metal	x	C	0	0	0	C
Battery	X	o	o	○	o	O
Accessories	x	Q	Q	Q	0	Q
Frares/Lare	○	Q	O	0	0	○

This table is prepared in accordance with the provisions of SJ/T 11364.

O: Indicates that hazardous substance contained in all homogeneous materials of the part is below the limit specIfhed in GB/T 26572.

×: Indicates that the hazardous substance in a cartain homogeneous material of such component is beyound the limit specihed in GB T 26572. 0

Storage and Maintenance

This product should be stored in a cool and dry place.

Operating temperature between 0-45 C.

· Keep the product away from heat sources, combustible gases, and other cleaning/corrosive liquids, Avoid prolonged sun exposure and use/placement in any high-temperature location.

· Stop using this product immediately if any parts are damaged or produce smoke, heat, or a burning smell.

· The speaker part of this product is not waterproof but is designed to be used in normal operating conditions. It is not specifically designed for contact sports wjere it may be impacted, get wet or immersed in water.

. The charging cable of this product is not waterproof. Do not expose the charging case to any liquids.

· Clean the earbuds with a soft dry cloth.

: After prolonged storage, recharge before use.

Note

Design and specifications are subject to change without prior notice. For the latest company and product information, please visit www.harmonix, is

Hearing Damage

Listening to audio at excessive volumes may distort the sound and increase the risk of hearing damage and loss.

FCC

FCC ID: 2A7GL-GSPRO

FCC Caution

Any changes or modifications not expressly approved by the party responsible for compllance could void the users uthority to operate the equipment. This device complies with Part 15 of the FCC Rules.

Operation is subject to the following two conditions:

(1) this device may not cause harmful interterence, and
(2) this device must accept any interference recelved, including interference that may cause undesired operation.

FCC Statement

This equipment has been tested and found to comply with the limits for a Class B digital device, pursuant to part 15 of the FCC Rules. These limits are designed to provide reasonable protection against harmful interference in a residential installation. This equipment generates, uses and can radiate radio frequency energy and, if not installed and used in accordance with the instructions, may cause harmful interference to radio communications. However, there is no guarantee that interference will not occur in a particular installation. If this equipment does cause harmful interference to radio or television reception, which can be determined by turning the equipment off and on, the user is encouraged to try to correct the interference by one or more of the following measures:

- Reorient or relocate the receiving antenna.
- Increase the separation between the equipment and receiver.
- Connect the equipment into an outlet on a circuit different from that to which the receiver is connected.
- Consult the dealer or an experienced radio/TV technician for help.

This equipment complies with FCC radiatlon exposure limits set forth for an uncontrolled environment. End user must follow the specific operating instructions for satisfying RF exposure compliance. This transmitter must not be co-located or operating in conjunction with any other antenna or transmitter. The portable device is designed to meet the requirements for exposure to radio waves established by the Federal Communications Commission (USA).

Responsible party (contact for FCC matters only): Harmonix Technologies inc., 200 Crandon BNd., Key Biscayne, FL 33149.

CE Declaration of Conformity

Harmonix ehf. hereby declares that this product is in compliance with the essential requirements and other relevant provisions of Directive 2014/53/EU and all other applicatle EU Directive requirements. The complete declaration of conformity can be found at: https://harmo-nix,is/pages/doc. Harmonix's EU representative is Harmonix ehif. Reykjavikurvegi 64, 220 Hafnarfjorour, Iceland.

Frequency Range: 2400-2483.5MHz

Max. Transmit Power: 10dBm (EIRP)

Directive 2014/53/EU radiation exposure statement:
This equipment complies with Directive 2014/53/EU radiation exposure limits set forth for an uncontrolled environment. End user must follow the specific operating instructions for satisfying RF exposure compliance. This transmitter must not be co-located or operating in conjunction with any other antenna or transmitter.
The portable device is designed to meet the requirements for exposure to radio waves established by European Union market. These requirements set a SAR limit of 2 W/kg averaged over ten gram of tissue.

WEEE Declaration of Conformity

This WEEE logo means that this product must not be discarded as household waste, and should be delivered to an appropriate collection facility for recycling. Proper disposal and recycling helps protect natural resources, human health and the environment. For more information on disposal and recycling of this product, contact your local municipality, disposal service, or the shop where you bought this product.

Disposal of electrical and electronic equlpment

The crossed-out dustbin means that you are legally obliged to collect these devices separately from unsorted municipal waste. Disposal via the residual waste bin or the yellow bin is prohibited. If the products contain batterles or rechargeable batteries that are not permanently installed, they must be removed and disposed of separately as a battery before disposal.

Options for returning old devices

owners of old equioment can hand it in within the scope of the possibillties of returning or collecting old equlpment setup and available by public waste management authorties in order to ensure proper disposal of the old equipment.

Data protection

We would like to point out to all end users of WEEE that you are responsible for deleting personal data on the WEEE to be disposed of.

EU Declaration of Conformity

HARMONIX EHF hereby declares that the devices of the type "SonaVue HJA Series", "SonaVue HKA Series" comply with the legal provisions of the General Product Safety Directive GPSR 2023/988/EU, the Radio Equlipment Directive RED 2014/53/EU and the RoHS Directve 2011/65/EU. The full text of the EU declaration of conformity can be found on the following website.

Web address:

https://harmonix.co/customerservice/

EU importer:
Tekpoint GmbH
Leopold Ungar Platz 2
A-1190 Vienna
Republic of Austrla

Battery

CAUTION

·Replacement of a battery with an incorrect type that can defeat a safeguard.

·Disposal of a battery into fire or a hot oven, or mechanically crushing or cutting of a battery, that can result in an explosion.

·Leaving a battery in an extremely high temperature surrounding environment that can result in an explosion or the leakage of lammable liquid or gas.

·A battery subjected to extremely low air pressure that may result in an explosion or the leakage of flammable liquid or gas.

· Do not use the battery if it is noticeably expanded.

Charging

·Ensure the earbuds are dry before putting them into the charging case and keep the charging port dry before charging.

·Only use power adapters approved by relevant authorities and in compliance with local regulatory requirements (e.g., UL, CSA, VDE, CCC).

Battery Manufacturer

Shenzhen Mitacbattery Technology Co., Ltd.
Building no 47, Kengwei Avenue, Shangwu Community, Shiyan Stree, Baoan District Shenzhen, Guangdong, PR China

Dangerous Driving

.Note that using this product while driving or cyeling may violate regulations in some countries or regions. Verify and comply with traffic laws and regulations in your area and consult with local regulators.

Skin Iritation

to a specific environment or long-term contact with soap, sweat, UV protection products, lotions, and other potentially irritating substances to the skin may cause allergic reactions.

·To reduce the risk of skin irritation, do not wear the product on any body parts with skin injuries.

. Stop wearing the product immediately and consult your physician if your skin develops redness, swelling, itching, or any other irritating reaction.

Electromagnetic Interference

·Do not use this product in places where wireless devices are prohibited (such as in airports and local medical facities, etc.), as it may interfere with other electronic devices or cause other hazards.

·Some electronic devices may fail due to radio interference from this product (e.g. some automotive electronic equipment). Please contact the manufacturer of such electronic devices for more information.

· Radio waves generated by this product may aftect the regular operation of some medical devices, such as pacemakers, defibrillators, cochlear implants, hearing aids, etc, If you use any of these medical devices, consult your physician and medical device manufacturer about restrictions service, or the shop where you bought this product.

Choking Hazard

·Keep the earbuds and charging case away from children and pets.

In case of accidental ingestion, seek immediate medical assistance.

Manufacturer's Statement

Warranty: Harmonix provides a limited 12-month international warranty service (including USA) and 24-month warranty service for this product for products bought in the Eu.

For information on current warranties, visit our website: www.harmonix.is or contact your seller. Ensure compliance with all local laws and regulations before using this product.

This device complies with part 15 of the FCC Rules. Operation is subject to the following two conditions: (1) This device may not cause harmful interference, and (2) this device must accept any interference received, including interference that may cause undesired operation.
NOTE: This equipment has been tested and found to comply with the limits for a Class B digital device, pursuant to Part 15 of the FCC Rules. These limits are designed to provide reasonable protection against harmful interference in a residential installation. This equipment generates, uses and can radiate radio frequency energy and, if not installed and used in accordance with the instructions, may cause harmful interference to radio communications. However, there is no guarantee that interference will not occur in a particular installation. If this equipment does cause harmful interference to radio or television reception, which can be determined by turning the equipment off and on, the user is encouraged to try to correct the interference by one or more of the following measures:
-- Reorient or relocate the receiving antenna.
-- Increase the separation between the equipment and receiver.
-- Connect the equipment into an outlet on a circuit different from that to which the receiver is connected.
-- Consult the dealer or an experienced radio/TV technician for help.
Changes or modifications not expressly approved by the party responsible for compliance could void the user's authority to operate the equipment.The device has been evaluated to meet general RF exposure requirement. The device can be used in portable exposure condition without restriction.

GetD