Appendix Test Data

Report No.:	18220WC20141901	Test Sample No.:	1-2-2
Start Test Date:	2022.7.5	Finish Test Date:	2022.7.11
Test Engineer:	Tony.He	Auditor:	Edward.Pan
Temperature:	24.3℃	Relative Humidity:	57.2 %
Pressure:	1012 hPa		

Appendix A: DTS Bandwidth

Test Result

TestMode	Antenna	Channel	DTS BW [MHz]	FL[MHz]	FH[MHz]	Limit[MHz]	Verdict
BLE_1M	Ant1	2402	0.700	2401.660	2402.360	≥0.5	PASS
		2442	0.672	2441.668	2442.340	≥0.5	PASS
		2480	0.716	2479.648	2480.364	≥0.5	PASS

Test Graphs

BLE_1M_Ant1_2402

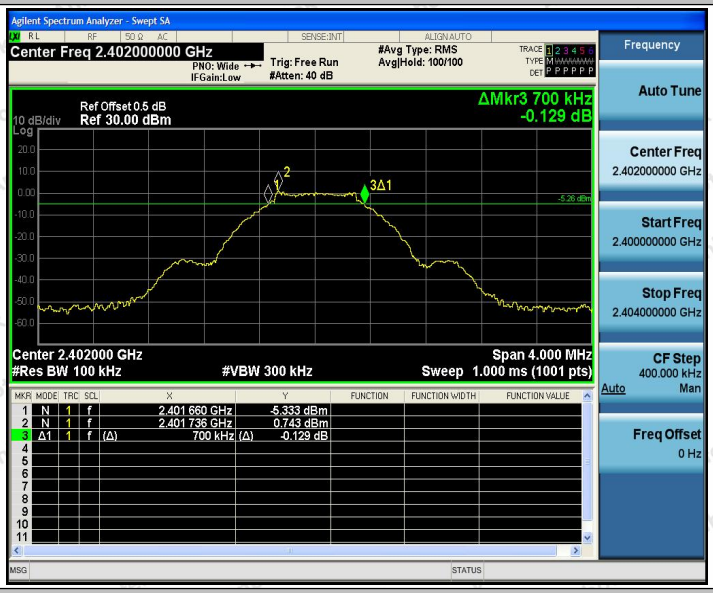

BLE_1M_Ant1_2442

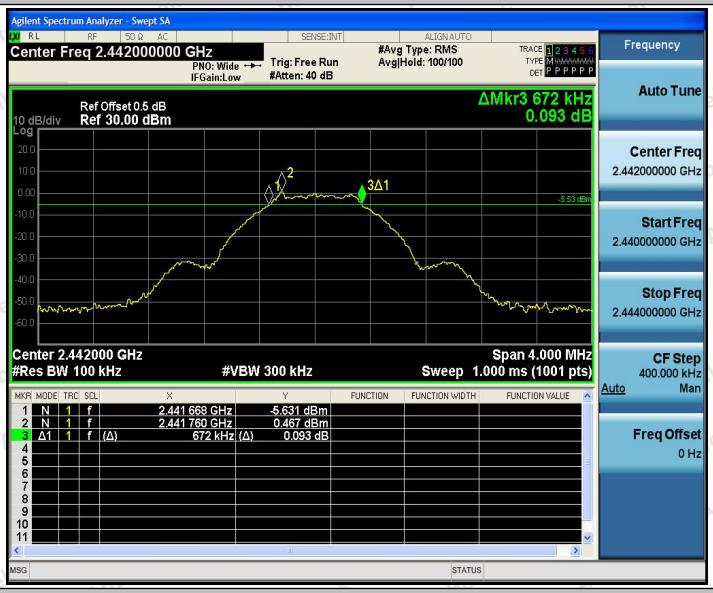

BLE_1M_Ant1_2480

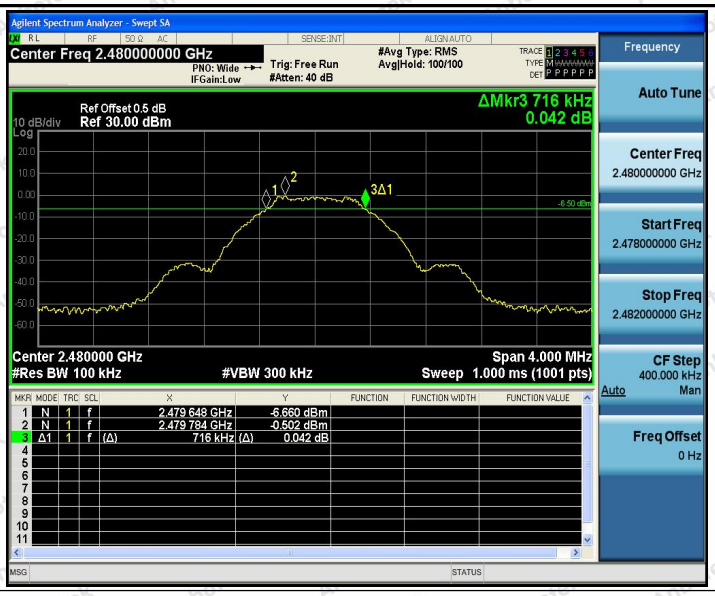
Agilent Spectrum Analyzer - Swept SA
Center Freq 2.480000000 GHz
PNO: Wide
IFGain:Low
Trig: Free Run
#Atten: 40 dB
#Avg Type: RMS
Avg|Hold: 100/100
Ref Offset 0.5 dB
10 dB/div
Ref 30.00 dBm
ΔMkr3 716 kHz
0.042 dB
-6.50 dBm
Center 2.480000 GHz
#Res BW 100 kHz
#VBW 300 kHz
Span 4.000 MHz
Sweep 1.000 ms (1001 pts)
1 N 1 f 2.479 648 GHz -6.660 dBm
2 N 1 f 2.479 784 GHz -0.502 dBm
3 Δ1 1 f (Δ) 716 kHz (Δ) 0.042 dB
Frequency
Auto Tune
Center Freq
2.480000000 GHz
Start Freq
2.478000000 GHz
Stop Freq
2.482000000 GHz
CF Step
400.000 kHz
Auto Man
Freq Offset
0 Hz

Appendix B: Occupied Channel Bandwidth

Test Result

TestMode	Antenna	Channel	OCB [MHz]	FL[MHz]	FH[MHz]	Limit[MHz]	Verdict
BLE_1M	Ant1	2402	1.0188	2401.504	2402.523	---	PASS
		2442	1.0256	2441.500	2442.525	---	PASS
		2480	1.0184	2479.497	2480.516	---	PASS

Test Graphs

BLE_1M_Ant1_2402

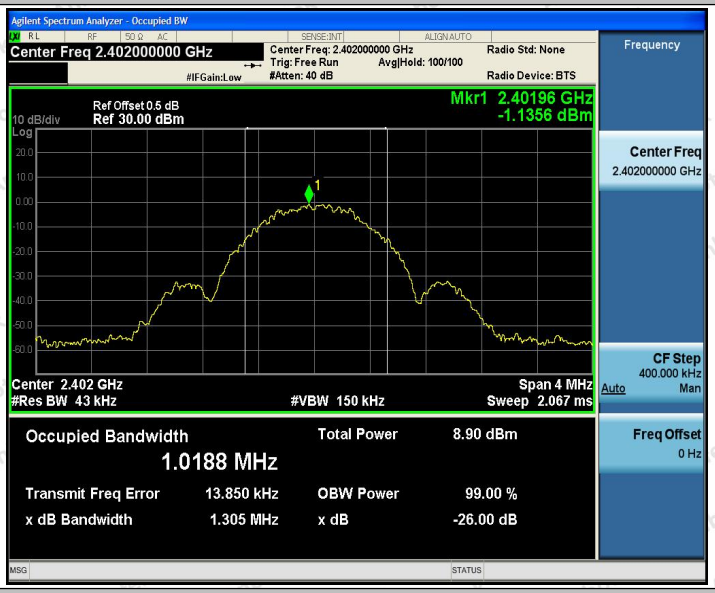

BLE_1M_Ant1_2442

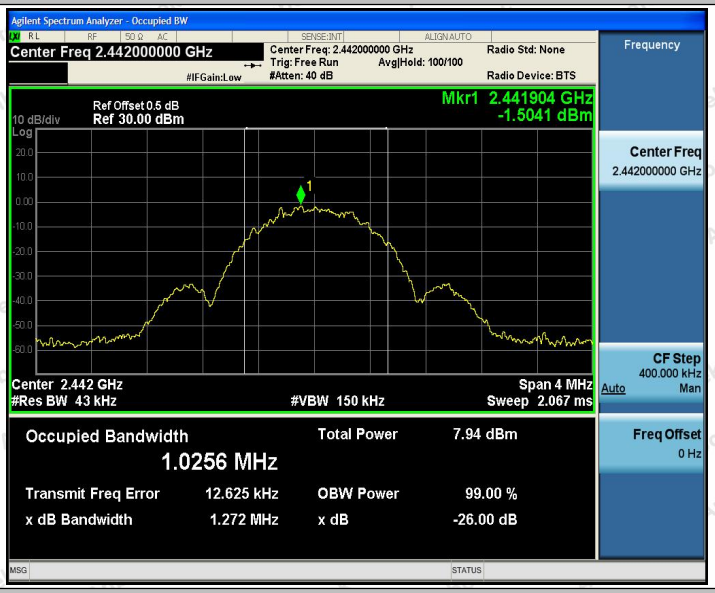

BLE_1M_Ant1_2480

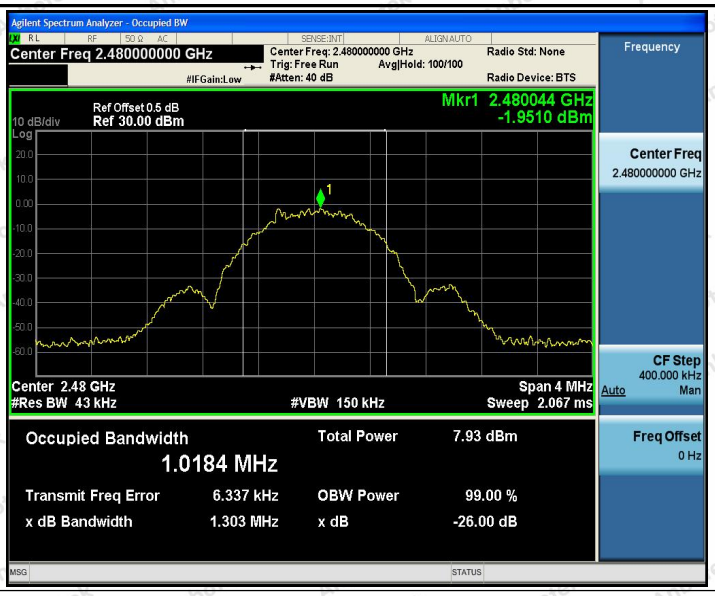
Agilent Spectrum Analyzer - Occupied BW
Center Freq 2.480000000 GHz
Center Freq: 2.480000000 GHz
Trig: Free Run
Avg|Hold: 100/100
#Atten: 40 dB
Radio Std: None
Radio Device: BTS
Ref Offset 0.5 dB
10 dB/div
Ref 30.00 dBm
Mkr1 2.480044 GHz
-1.9510 dBm
Center 2.48 GHz
#Res BW 43 kHz
#VBW 150 kHz
Span 4 MHz
Sweep 2.067 ms
Occupied Bandwidth
1.0184 MHz
Total Power 7.93 dBm
Transmit Freq Error 6.337 kHz
OBW Power 99.00 %
x dB Bandwidth 1.303 MHz
x dB -26.00 dB
Frequency
Center Freq
2.480000000 GHz
CF Step
400.000 kHz
Auto Man
Freq Offset
0 Hz

Appendix C: Maximum conducted output power

Test Result

TestMode	Antenna	Channel	Result[dBm]	Limit[dBm]	Verdict
BLE_1M	Ant1	2402	1.58	≤30	PASS
		2442	0.59	≤30	PASS
		2480	0.56	≤30	PASS

Test Graphs

BLE_1M_Ant1_2402

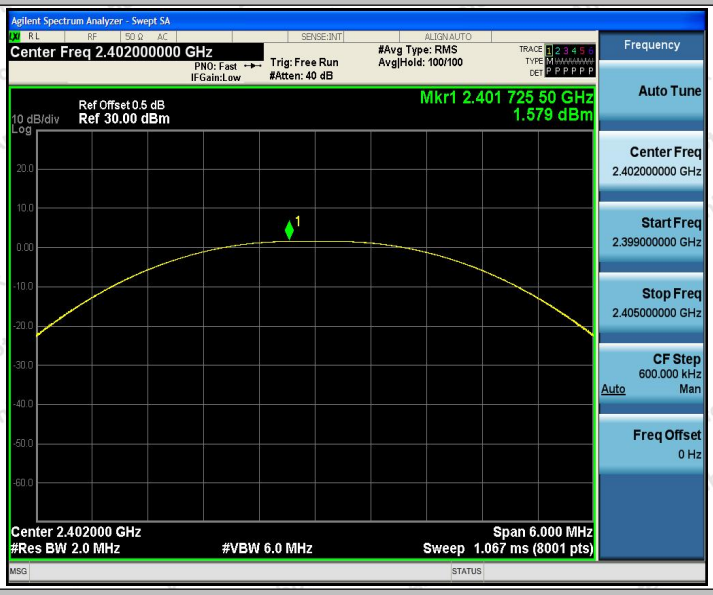

BLE_1M_Ant1_2442

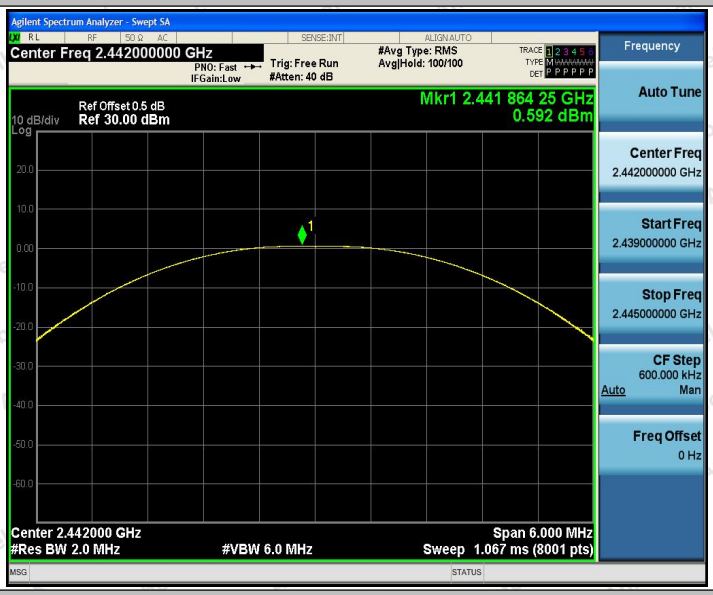

BLE_1M_Ant1_2480

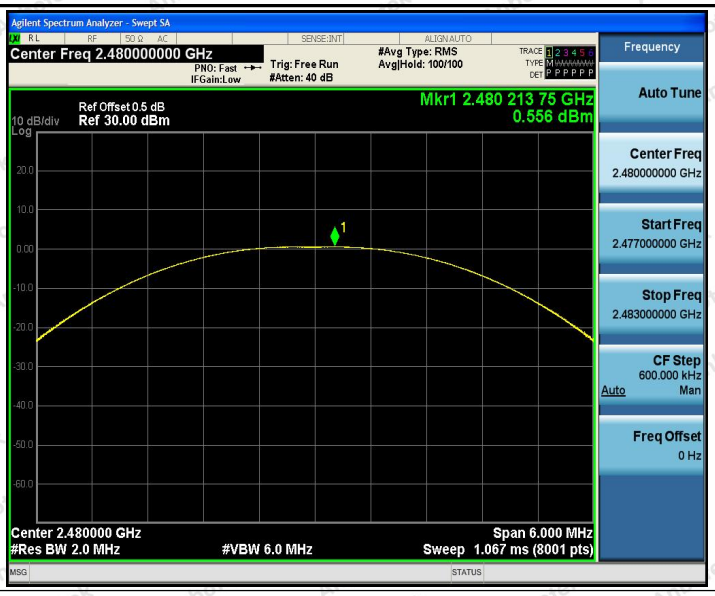
Agilent Spectrum Analyzer - Swept SA
Center Freq 2.480000000 GHz
PNO: Fast
IFGain:Low
Trig: Free Run
#Atten: 40 dB
#Avg Type: RMS
Avg|Hold: 100/100
Ref Offset 0.5 dB
10 dB/div
Ref 30.00 dBm
Log
Mkr1 2.480 213 75 GHz
0.556 dBm
Center 2.480000 GHz
#Res BW 2.0 MHz
#VBW 6.0 MHz
Span 6.000 MHz
Sweep 1.067 ms (8001 pts)
Frequency
Auto Tune
Center Freq
2.480000000 GHz
Start Freq
2.477000000 GHz
Stop Freq
2.483000000 GHz
CF Step
600.000 kHz
Auto
Man
Freq Offset
0 Hz

Appendix D: Maximum power spectral density

Test Result

TestMode	Antenna	Channel	Result[dBm/3kHz]	Limit[dBm/3kHz]	Verdict
BLE_1M	Ant1	2402	-8.62	≤8	PASS
		2442	-11.15	≤8	PASS
		2480	-11	≤8	PASS

Test Graphs

BLE_1M_Ant1_2402

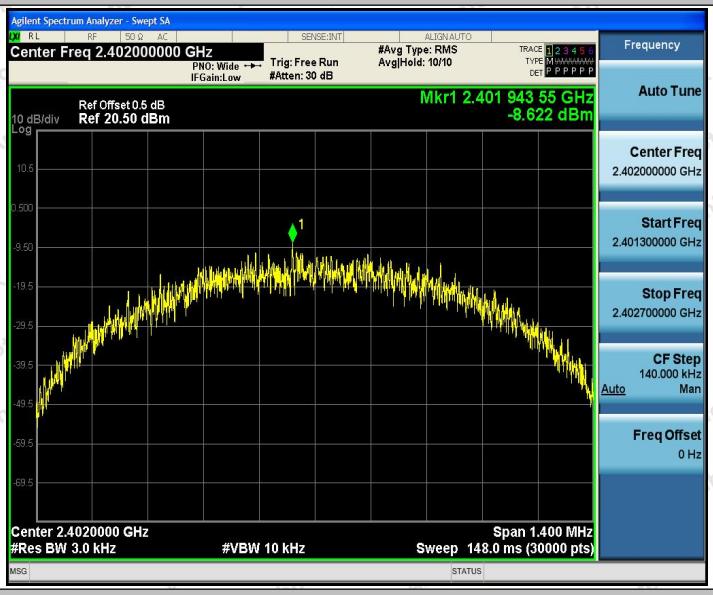

BLE_1M_Ant1_2442

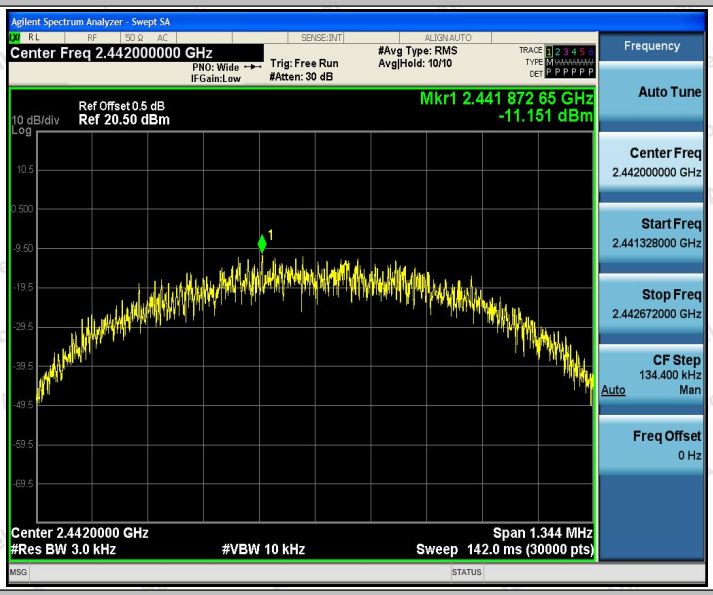

BLE_1M_Ant1_2480

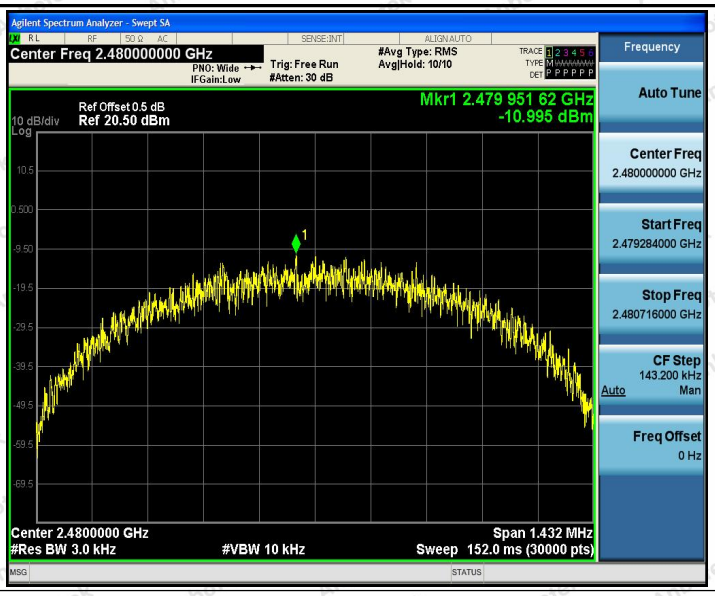
Agilent Spectrum Analyzer - Swept SA
Center Freq 2.480000000 GHz
PNO: Wide
IFGain:Low
Trig: Free Run
#Atten: 30 dB
#Avg Type: RMS
Avg|Hold: 10/10
Ref Offset 0.5 dB
10 dB/div
Log
Ref 20.50 dBm
Mkr1 2.479 951 62 GHz
-10.995 dBm
Center 2.4800000 GHz
#Res BW 3.0 kHz
#VBW 10 kHz
Span 1.432 MHz
Sweep 152.0 ms (30000 pts)
Frequency
Auto Tune
Center Freq
2.480000000 GHz
Start Freq
2.479284000 GHz
Stop Freq
2.480716000 GHz
CF Step
143.200 kHz
Auto
Man
Freq Offset
0 Hz

Appendix E: Band edge measurements

Test Result

TestMode	Antenna	ChName	Channel	RefLevel[dBm]	Result[dBm]	Limit[dBm]	Verdict
BLE_1M	Ant1	Low	2402	1.21	-57.41	≤-18.79	PASS
		High	2480	0.38	-59.22	≤-19.62	PASS

Test Graphs

BLE_1M_Ant1_Low_2402

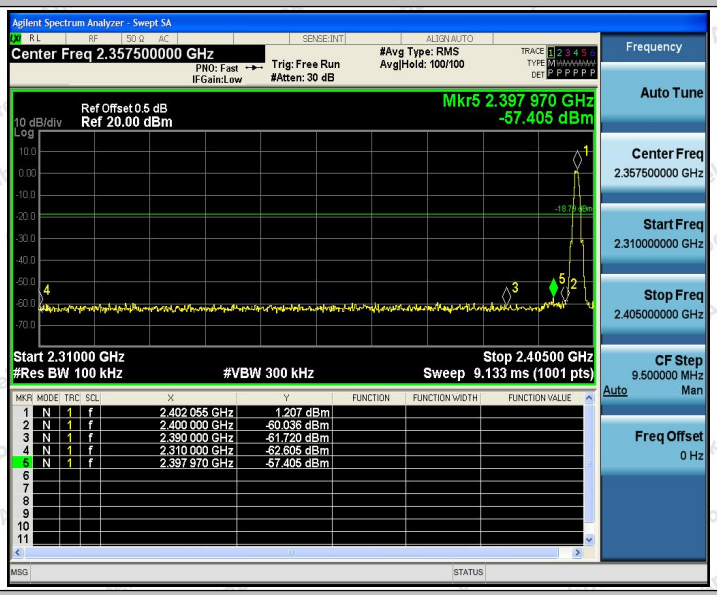

BLE_1M_Ant1_High_2480

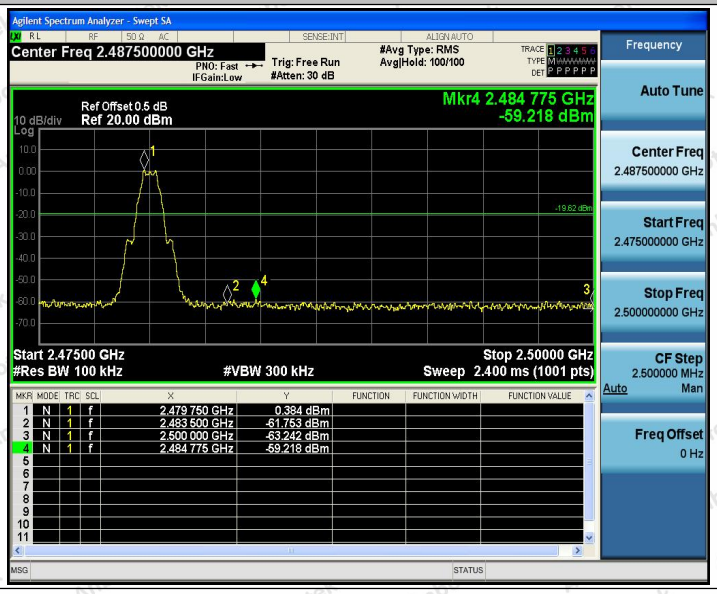

Appendix F: Conducted Spurious Emission

Test Result

TestMode	Antenna	Channel	FreqRange [MHz]	RefLevel [dBm]	Result[dBm]	Limit[dBm]	Verdict
BLE_1M	Ant1	2402	Reference	1.35	1.35	---	PASS
			30~1000	1.35	-66.63	≤-18.66	PASS
			1000~26500	1.35	-54.87	≤-18.66	PASS
		2442	Reference	0.25	0.25	---	PASS
			30~1000	0.25	-66.47	≤-19.75	PASS
			1000~26500	0.25	-53.5	≤-19.75	PASS
		2480	Reference	-0.59	-0.59	---	PASS
			30~1000	-0.59	-66.84	≤-20.59	PASS
			1000~26500	-0.59	-54.52	≤-20.59	PASS

Test Graphs

BLE_1M_Ant1_2402_0~Reference

BLE_1M_Ant1_2402_30~1000

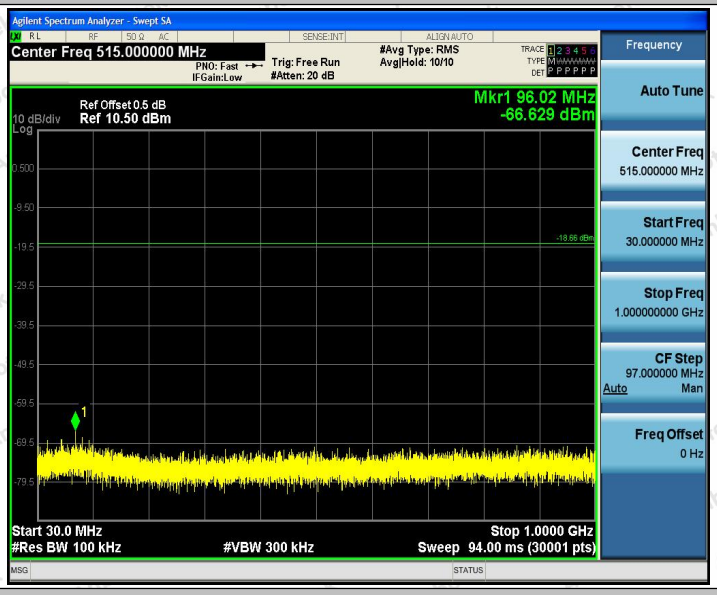

BLE_1M_Ant1_2402_1000~26500

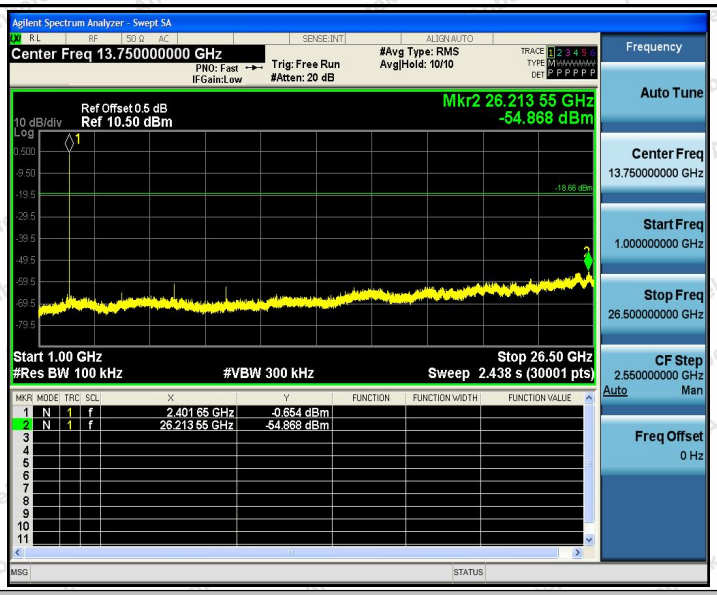

BLE_1M_Ant1_2442_0~Reference

BLE_1M_Ant1_2442_30~1000

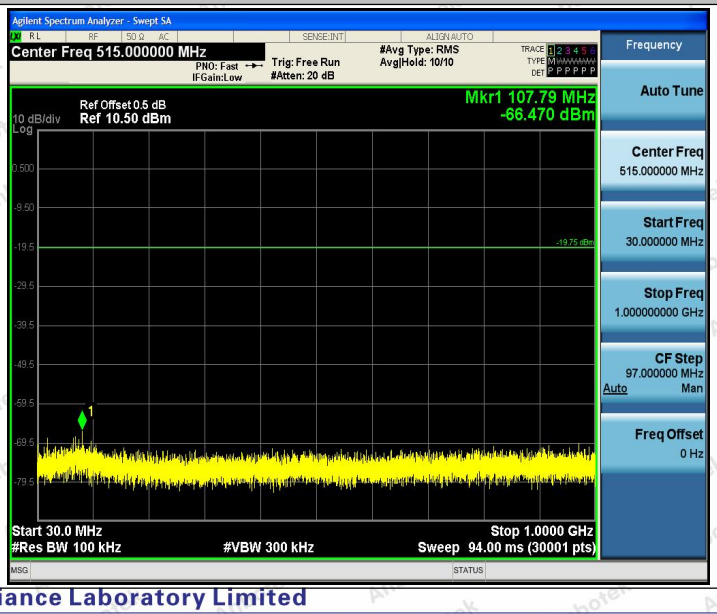

BLE_1M_Ant1_2442_1000~26500

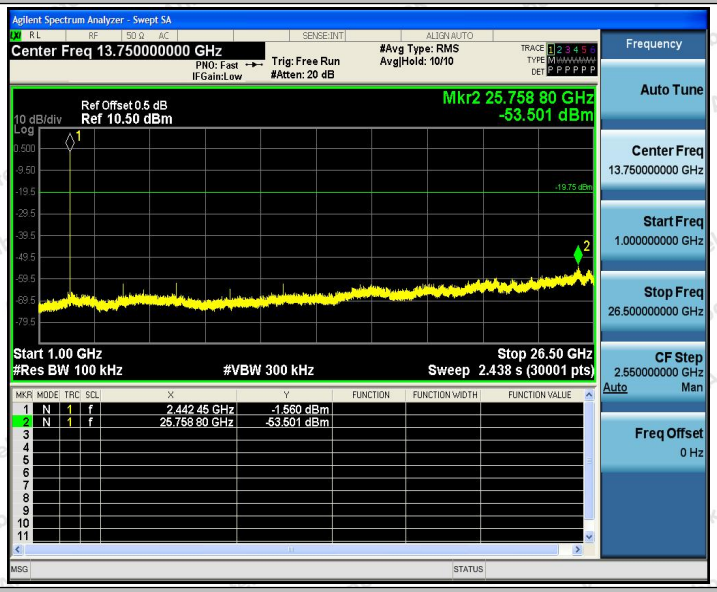

BLE_1M_Ant1_2480_0~Reference

BLE_1M_Ant1_2480_30~1000

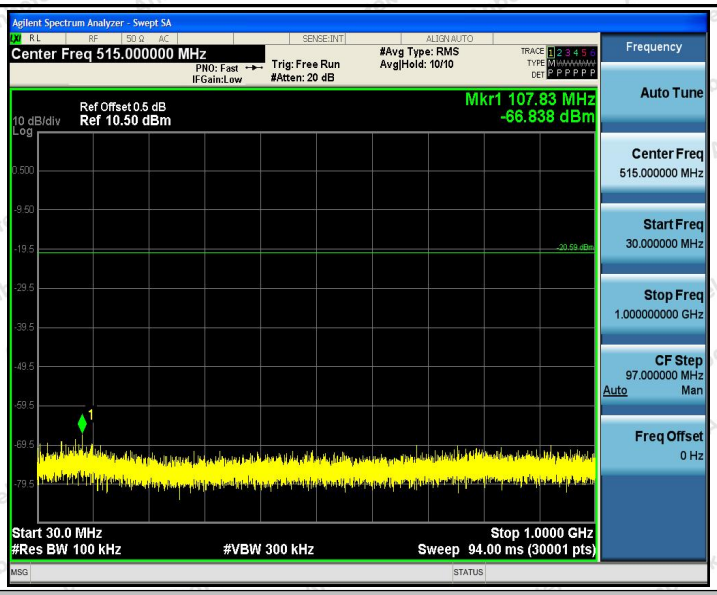

BLE_1M_Ant1_2480_1000~26500

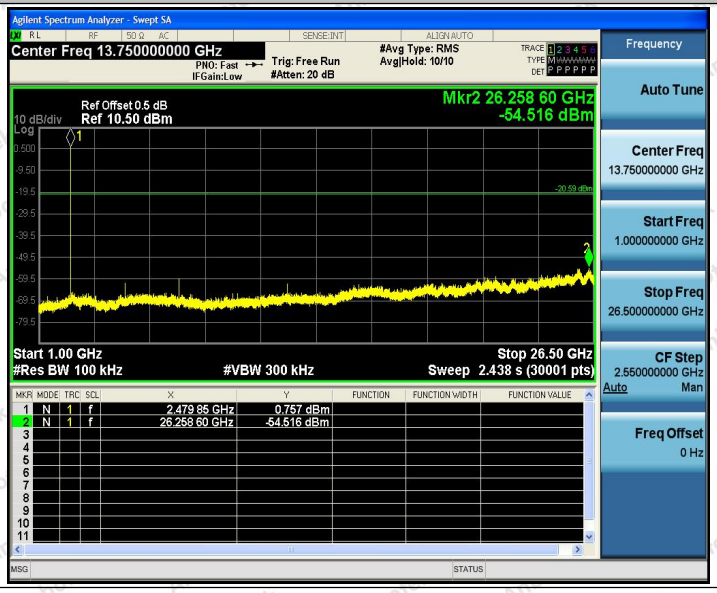

Appendix G: Duty Cycle

Test Result

TestMode	Antenna	Channel	ON Time [ms]	Period [ms]	X	DC [%]	xFactor	Limit	Verdict
BLE_1M	Ant1	2402	7.466	7.466	1	100	0	---	PASS
		2442	7.466	7.466	1	100	0	---	PASS
		2480	7.466	7.466	1	100	0	---	PASS

Test Graphs

BLE_1M_Ant1_2402

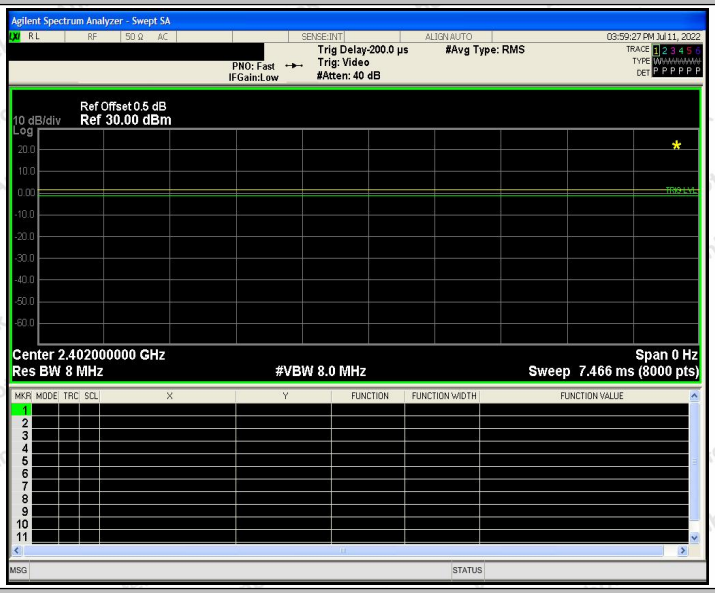

BLE_1M_Ant1_2442

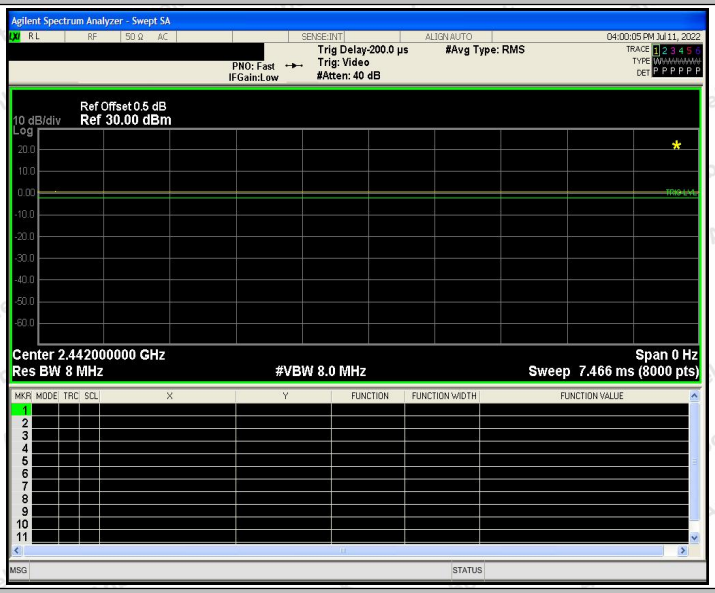

BLE_1M_Ant1_2480

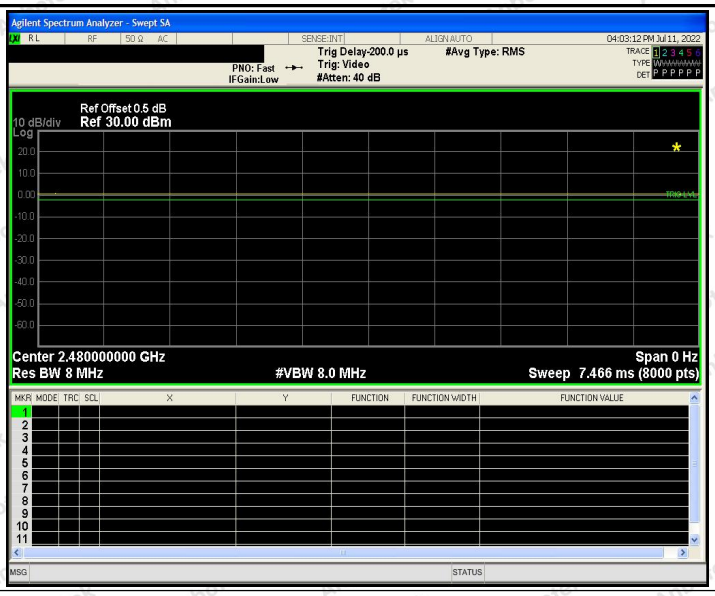
Agilent Spectrum Analyzer - Swept SA
Trig Delay-200.0 µs
Trig: Video
#Atten: 40 dB
#Avg Type: RMS
PNO: Fast
IFGain:Low
Ref Offset 0.5 dB
10 dB/div
Ref 30.00 dBm
Log
Center 2.480000000 GHz
Res BW 8 MHz
#VBW 8.0 MHz
Span 0 Hz
Sweep 7.466 ms (8000 pts)

---End---