User Manual

Wireless Adapter
THT-020-7+

Scan the code to watch
the operation video

Please read the manual carefully before use
Recommend keeping this manual for future reference

Compatibility Note

- Please make sure your car supports wired carplay.
- Supports iPhone6 and later iPhone models
- The iPhone system version needs to be iOS 10 or above.

How to confirm if your car has wired CarPlay function

Method 1: Connect your iPhone to your car by USB data cable and see carplay icon on your car display

or

Method 2: Check the compatible list below or check with your car manufacturer to see if your car has wired carplay function

Check out the website for supported car models:

https://www.apple.com/ios/carplay/available-models/

Please note

1.The Wireless Video CarPlay adapter will automatically restart to adapt to the resolution of the original car screen,when connected for the first time.

2.The Wireless Video CarPlay adapter is only support car models with wired CarPlay function.

3.Please make sure that after the adapter is connected to the power supply in the car,the indicator light flashes during the connection process and stays on after the connection is successful.

How to use for wireless carplay

1.Start the car and wait for the car head unit system to be loaded

2.Connect the Wireless Video CarPlay adapter to the USB-A or USB-C port in your car.please be sure plug the adapter into the port that is for wired apple carplay.

3.Click the“carplay”icon to enter the carplay Function page

4.You are ready to enjoy wireless carplay

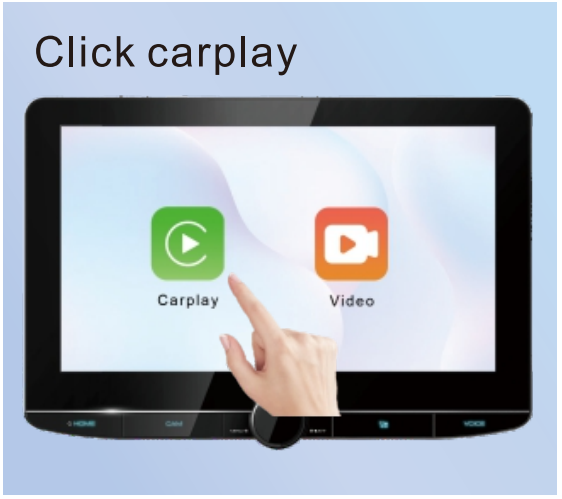

How to use for YouTube/Netflix/TikTok

1. Start the car and wait for the head unit system to load
2. Connect the wireless video Carplay adapter to the USB-A or USB-C port on your car. be sure to plug the adapter into a port for wired Apple Carplay.
3. Turn on your iPhone personal hotspot or other WIFI supported device

4. Click the video icon to enter the settings page and connect to your iPhone personal hotspot or other WIFI.

5. You are ready to enjoy YouTube /Netflix/TikTok

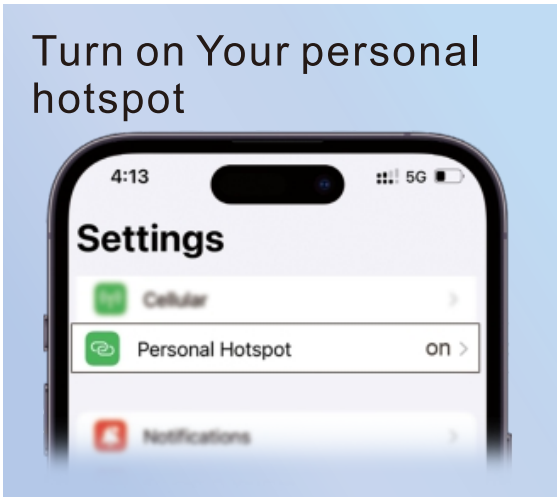



Package list

1 * Wireless Video Carplay Adapter

1 * USB-A OR USB -C OTG Adapter

1 * 3M Sticker

1 * User Manual

FQA

1. Does it support wireless carplay and watch YouTube/Netflix/Tiktok videos at the same time?

Can not support wireless carplay and watch the videos at the same time

2. When i want to watch the Videos, do i need to manually connect to the WIFI hotspot every time?

Yes, you need to manually connect to the WIFI hotspot every time

3. what to do when operation is slow

Please click the Speed icon clear cache and go to setting system try reset related option

4. Audio input or output issues : calls rejected or forwarded to voicemail / no play sound / microphone not working / music playback interrupted or paused / voice functioning abnormally...

When on a call, check that your Audio output option is Carplay

5. The indicator blue light of the adapter is still on after the car is turned off ?

Because the car does not cut off all power immediately when it is turned off, the adapter's light will not go out immediately, but it will take a while. Please rest assured that its power consumption is minimal and will not drain the car battery

6. When use the wireless carplay adapter whether iphone can use other internet wifi

When enjoying the wireless carplay adapter function, the iPhone’s WiFi will be occupied by the adapter.So you can not use other internet at the same time. You only can use your iPhone SIM card internet.

7.Unable to automatically reconnect wireless carplay

1) The wireless carplay Adapter will automatically reconnect to your iPhone when you use it again

2) Clear the pairing record , restart the iPhone and repair the adapter

8. Can the adapter be paired with multiple iPhones

The adapter can be paired with Maximum five iPhones, but only one device can be connected at a time. If you want to pair it with a new iPhone, please cancel the current connection first. Please note that by default, the adapter's system will only automatically connect back to the last used iPhone

9. How to make online update firmware

1)Power up the adapter
2)Open your iPhone personal Hotspot or other WIFI support devices

3)Click Video Icon and enter the setting page connected your iPhone personal hotspot or other WIFI

4)Enter the setting page of system then click “System Updates”you can update the newest firmware

Note:If the adapter works properly, it means the current version is suitable for your car. It is not recommended to update the firmware

FC RoHS CE UK CA

Made in China

This device complies with part 15 of the FCC Rules. Operation is subject to the following two conditions: (1) This device may not cause harmful interference, and (2) this device must accept any interference received, including interference that may cause undesired operation.

Any Changes or modifications not expressly approved by the party responsible for compliance could void the user's authority to operate the equipment.

Note: This equipment has been tested and found to comply with the limits for a Class B digital device, pursuant to part 15 of the FCC Rules. These limits are designed to provide reasonable protection against harmful interference in a residential installation. This equipment generates uses and can radiate radio frequency energy and, if not installed and used in accordance with the instructions, may cause harmful interference to radio communications. However, there is no guarantee that interference will not occur in a particular installation. If this equipment does cause harmful interference to radio or television reception, which can be determined by turning the equipment off and on, the user is encouraged to try to correct the interference by one or more of the following measures:

-Reorient or relocate the receiving antenna.

-Increase the separation between the equipment and receiver.

-Connect the equipment into an outlet on a circuit different from that to which the receiver is connected.

-Consult the dealer or an experienced radio/TV technician for help.

-This equipment complies with FCC radiation exposure limits set forth for an uncontrolled environment. This equipment should be installed and operated with minimum distance 20cm between the radiator & your body.