深圳市亿嘉欣盛科技有限公司

Shenzhen YiJiaXinSheng Technology Co., Ltd.

Antenna Test Report

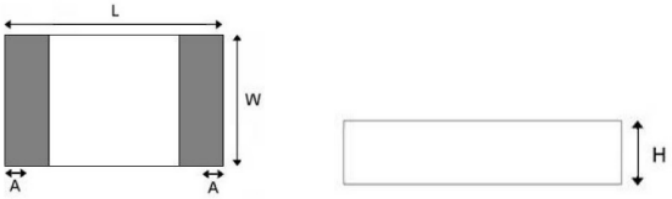

L	W	H	A
3.2±0.2	1.6±0.2	0.52±0.1	0.4±0.1



Version: V 1.0

Date: 2020-08-04

Address:802, Building G, Guancheng Low Carbon Industrial Park, Shangcun Community, Gongming Street, Guangming District, Shenzhen

Directory

1. Project Description

2. Commissioning equipment and design description

3. Electrical performance test data of antenna

4. Isolation between antennas

5. Throughput test data

1. Project description

1.1 The operating frequency is 2.4G-2.5G、5.15-5.85G；

1.2 This report is for YijiaXinSheng to debug the performance of the onboard Antenna.

2. Design specification

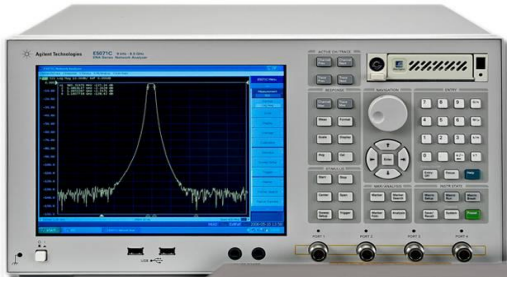

Agilent Network analyzer

ETS AMS 8500 OTA

Chamber

3. Electrical performance test data of antenna

Antenna: 2.4G：

Electrical Properties	
Frequency	2.4G-2.5G
Impedance	50 ohm Nominal
V.S.W.R	1:1.32 Max
Return Loss	-17.18dBMax
Radiation	Omni-directional
Polarization	Linear,Vertical

VSWR&Return Loss&Smith Chart:

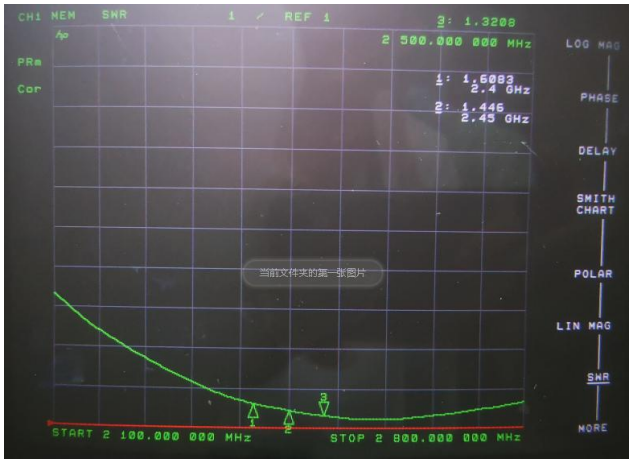

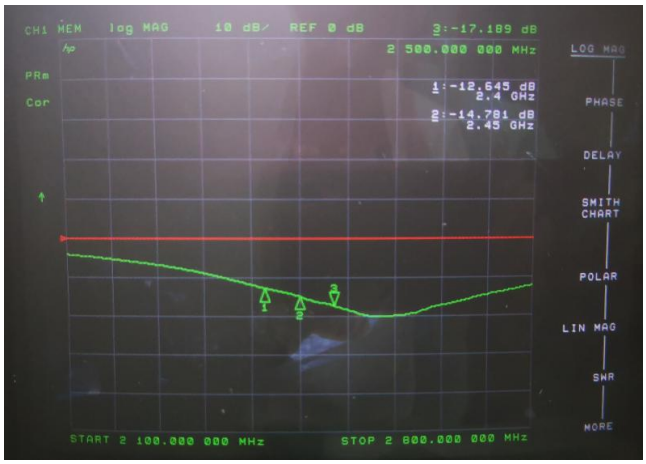

Efficiency, Gain and Direction diagram of antenna 2.4G:

Passive Test For 2.4G_wifi						
Freq	Effi	Effi	Gain	Gain	Max	Min
(MHz)	(%%)	(dB)	(dBi)	(dBd)	(dB)	(dB)
2400	58.11	-0.23	1.81	-0.34	1.81	-13.2
2440	58.85	-0.18	1.92	-0.23	1.92	-13.71
2500	59.86	-1.61	2.14	-0.01	2.14	-17.67

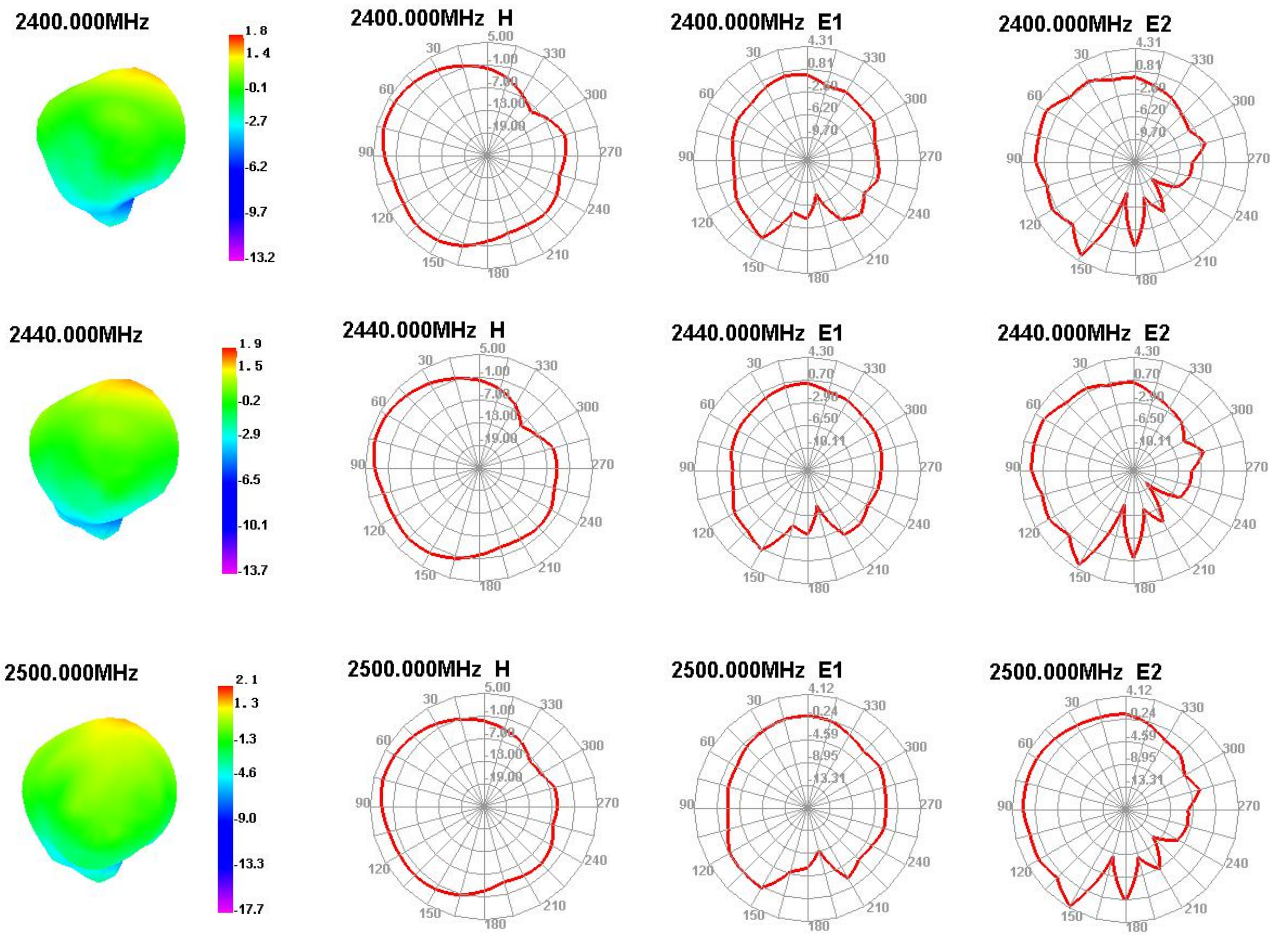

Antenna 5G：

Electrical Properties	
Frequency	5.15G-5.85G
Impedance	50 ohm Nominal
V.S.W.R	1:1.39 Max
Return Loss	-15.59dBMax
Radiation	Omni-directional
Polarization	Linear,Vertical

VSWR&Return Loss&Smith Chart:

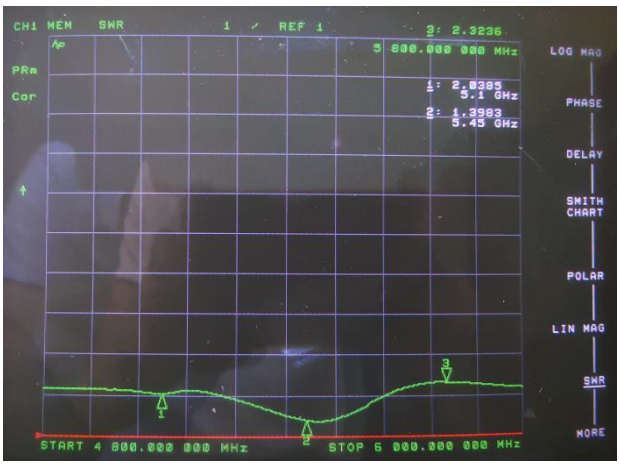

Efficiency, Gain and Direction diagram of antenna 5G:
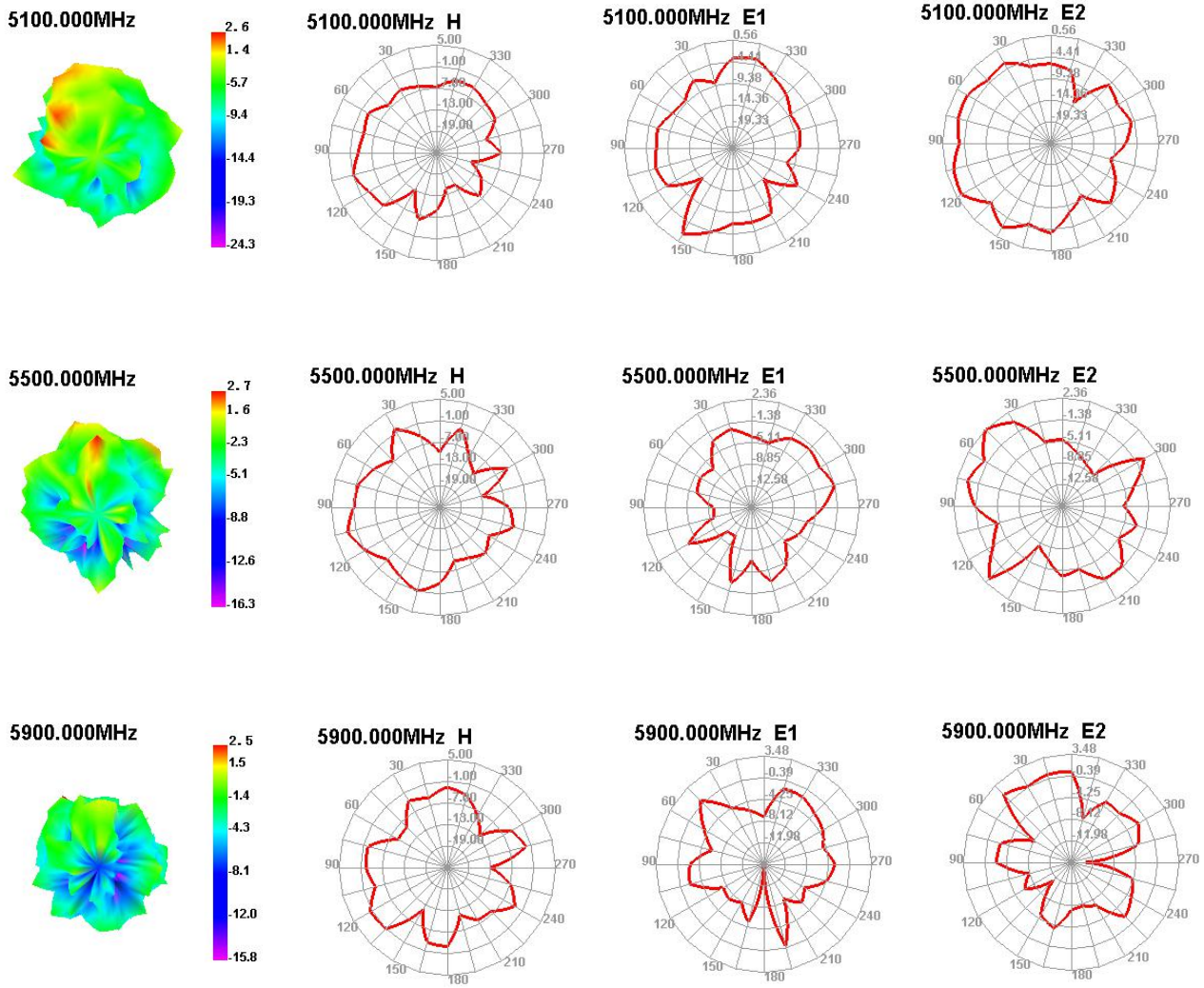
Passive Test For wifi 5G						
Freq	Effi	Effi	Gain	Gain	Max	Min
(MHz)	(%%)	(dB)	(dBi)	(dBd)	(dB)	(dB)
5100	57.14	-3.74	2.61	0.46	2.61	-17.24
5500	58.22	-3.16	2.72	0.57	2.72	-16.38
5900	56.62	-4.21	2.57	0.42	2.57	-18.21