LOUD-MAX

PORTABLE OUTDOOR SPEAKER

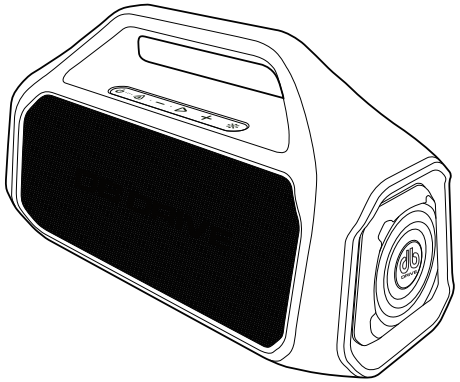

User Manual

What’s Included

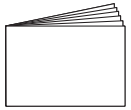

User Manual



Speaker

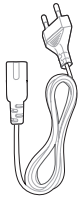

Button Control

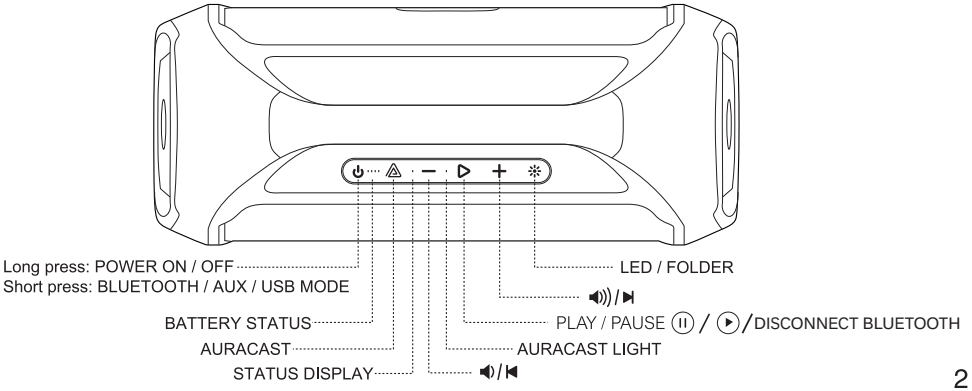
Long press: POWER ON / OFF
Short press: BLUETOOTH / AUX / USB MODE
BATTERY STATUS
AURACAST
STATUS DISPLAY
LED / FOLDER
🔊/⏭
PLAY / PAUSE ⏸ / ▶ /DISCONNECT BLUETOOTH
AURACAST LIGHT
🔉/⏮

Pulse Lights Button Functi

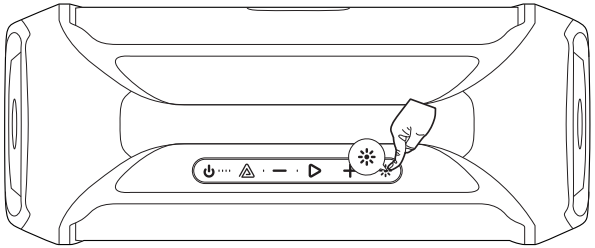

- Click twice to switch folder in the USB flash.
- Long press to turn off /on the pulse lights.
- Short press to change the pulse lights.

on

Status	LED indication
Working mode	Blue light glowing
Pairing mode	Blue light flashing
Charging	White light flashing
Fully charged	4 White lights
AURACAST Paired	Green light glowing
AURACAST Disconnect main one	Green light off
AURACAST Disconnect slave	Green light off

Remark: Auracast indicator lights may vary slightly due to different user operations

Bluetooth Pairing

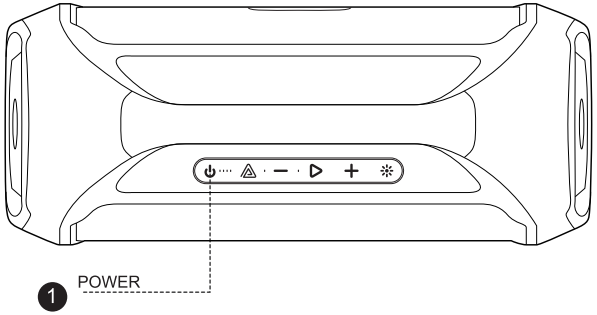

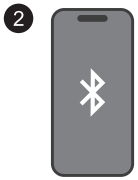

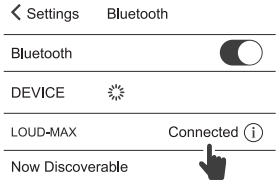
< Settings Bluetooth

Bluetooth

DEVICE

LOUD-MAX Connected ⓘ

Now Discoverable

Auracast Pairing

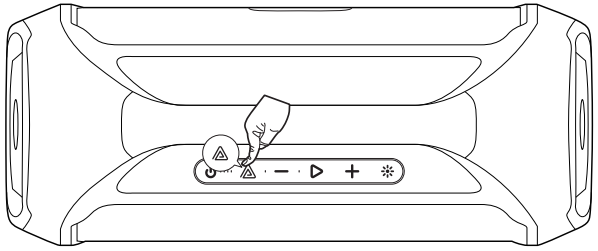

1. Power on all speakers and briefly press the △ button on each one; they will pair with each other and the green LED will remain solid.
2. On your device, search for Bluetooth devices and connect to the Bluetooth name of any single speaker. That speaker will act as the master, and the remaining speakers will operate as secondary (slave) units.
3. To exit Auracast pairing for an individual speaker, briefly press its △ button. Pressing the pairing button on the master speaker will disconnect all speakers from the Auracast connection.



Power Input

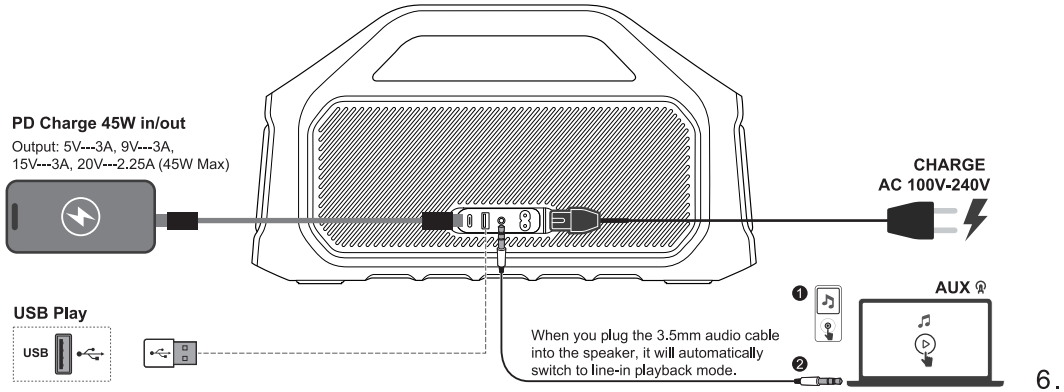

When you plug the 3.5mm audio cable into the speaker, it will automatically switch to line-in playback mode.

Specifications

Product name	PORTABLE BLUETOOTH SPEAKER
Output	Dynamic Power: 500 Watts
Frequency response	40HZ-20kHz
SN (Signal to noise ratio)	≥85db
Battery Type	Li-ion battery 7.4V 9000mAh 66.6Wh
Battery Charging time	About 2.5hours
Playing time	Up to 15 hours (dependent on volume and audio content)
Cable type	AC power charging cable
Cable length	1.5m
Bluetooth version	V 5.4

Bluetooth tranmitttter frquency range	2402 MHz-2480 MHz
Function	BT/AUX IN/USB-A/IPX6/PD IN&OUT(45W) Support power bank function Support Passive radiators with lights
Waterproof	IPX6
Product dimentions (W*H*D)	19.57"x 10.78" x 8.03"
Net weight	6200g
Packaging dimentions (W*H*D)	551*251*316mm
Gross weight	7550g
Maximum operation temperature	45℃

LIMITED WARRANTY

DB Drive warrants its products purchased in the USA from an authorized DB Drive dealer.

All products are warranted to be free from defects in material and workmanship under normal use and service for a period of one (1) year from purchase date to the original purchaser of the product (the “warranty period”).

DB Drive will either repair or replace (as its option) any unit that had been found to be defective and under warranty provided the defect occurs within the one (1) year warranty period.

This limited warranty extends to units having been subjected to misuse, abuse, neglect, or accident. In DB Drive’s judgment, products that show evidence of having been altered, modified, or serviced without DB Drive’s authorization, will be ineligible under this warranty.

To obtain warranty services please contact your retailer or visit our website at www.dbdrive.net for more details.

DB Research L.L.P. • 302 Hanmore Industrial Parkway • Harlingen, TX 78550
Ph: (877) 787-0101 • Fax: (956) 421-4513 • tech support: support@dbdrive.net

Designed & Engineered in the USA

Any changes or modifications not expressly approved by the party responsible for compliance could void the user's authority to operate the equipment.
This device complies with Part 15 of the FCC Rules. Operation is subject to the following two conditions:
(1) this device may not cause harmful interference, and
(2) this device must accept any interference received, including interference that may cause undesired operation.

Note: This equipment has been tested and found to comply with the limits for a Class B digital device, pursuant to Part 15 of the FCC Rules. These limits are designed to provide reasonable protection against harmful interference in a residential installation. This equipment generates, uses, and can radiate radio frequency energy, and if not installed and used in accordance with the instructions, may cause harmful interference to radio communications. However, there is no guarantee that interference will not occur in a particular installation. If this equipment does cause harmful interference to radio or television reception, which can be determined by turning the equipment off and on, the user is encouraged to try to correct the interference by one or more of the following measures:

- Reorient or relocate the receiving antenna.
- Increase the separation between the equipment and receiver.
- Connect the equipment into an outlet on a circuit different from that to which the receiver is connected.
- Consult the dealer or an experienced radio/TV technician for help.

This equipment complies with FCC radiation exposure limits set forth for an uncontrolled environment.