4 in 1 Magnetic Wireless Charger

User Manual

Ⅰ. Product Description

This device is a 4-in-1 fast wireless charger which can support power charging for iPhone 12-13 series /iWatch/TWS bluetooth headset. Also nightlight design is special and more practical.
The product could achieve short-range radio transmission by magnetic induction, this product meets Qi wireless charging standard. It could be wireless charging with all the Qi standard receiver.

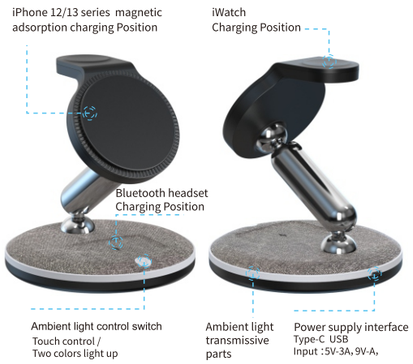

Ⅱ. Specifications

Name	4 in 1 Magnetic Wireless Charger
Material	ABS+Leather or Cloth
Colour	Black、White
Charging Port	Type-C
Input Current	⩾9V-2A, 5V-3A
Phone Output	15W/10W/7.5W/5W
Watch Output	3W
Headphone Output	5W
LED Light Output	2W
Adapter	⩾9V-2A, 5V-3A
Size	118x118x72mm
Compatibility	Support iPhone 12/13 series, Apple Watch, Bluetooth headset Charging
Product List	Wireless Charger x1, Data cable x1, Manual x1, Adapter (optional)

Ⅲ.Operation Steps

1. Please firstly power on the device by our provided power cable.
2. When the device is plugged into the Type-C cable and powered on, the ambient light turns on warm white. When the phone is magnetically charged, the light turns to green breathing. Touch the ambient light control switch to turn off the ambient light, and touch it again to turn on the ambient light.
3. When charging a mobile phone, iWatch or Bluetooth headset and other devices, place the mobile phone, iWatch or Bluetooth headset flat on the charging position, and after 0.1 seconds, start charging the device; when it is fully charged, you can directly remove the device; during the charging process, if If you need to stop charging, you can remove the device directly.

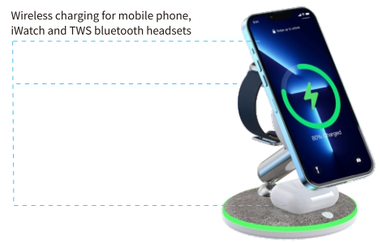

4. When the mobile phone is charging, it can be charged in a horizontal or vertical position.





Ⅳ.Precautions

1. It is forbidden to immerse the device in water to avoid short circuit of the internal circuit.
2. It is forbidden to disassemble or beat the device by yourself to avoid to damage the device.
3. Please place the device away from flammable and explosive liquids, gases or explosives.
4. Do not place magnetic cards, magnetic stripe media and precision machinery too close to the device.

This device complies with Part 15 of the FCC Rules. Operation is subject to the following two conditions: (1) this device may not cause harmful interference, and (2) this device must accept any interference received, including interference that may cause undesired operation

NOTE: This equipment has been tested and found to comply with the limits for a Class B digital device, pursuant to Part 15 of the FCC Rules. These limits are designed to provide reasonable protection against harmful interference in a residential installation. This equipment generates, uses and can radiate radio frequency energy and, if not installed and used in accordance with the instructions, may cause harmful interference to radio communications. However, there is no guarantee that interference will not occur in a particular installation.
If this equipment does cause harmful interference to radio or television reception, which can be determined by turning the equipment off and on, the user is encouraged to try to correct the interference by one or more of the following measures:
-- Reorient or relocate the receiving antenna.
-- Increase the separation between the equipment and receiver.
-- Connect the equipment into an outlet on a circuit different from that to which the receiver is connected.
-- Consult the dealer or an experienced radio/TV technician for help.

Warning: changes or modifications not expressly approved by the party responsible for compliance could void the user's authority to operate the equipment

Radiation Exposure Statement
This equipment complies with FCC radiation exposure limits set forth for an uncontrolled environment.
This equipment should be installed and operated with minimum distance 20cm between the radiator and your body.