Internal Photos of the EUT



Fig. 1



Fig. 2



Fig. 3



Fig. 4



Fig. 5



Fig. 6



Fig. 7


LED10
C13
C14
R27
R23
U1
C1
Y1
24.000 MHZ
C16
C15
C7
D1
C3
C5
C2
Antenna

Fig. 8