User Manual

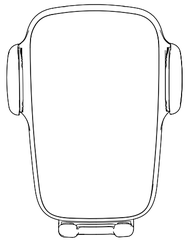

Thank you for choosing this product,
please read the instructions carefully before using!

PACKAGE CONTENT

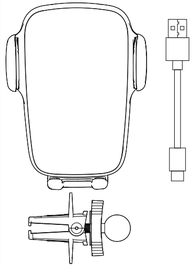

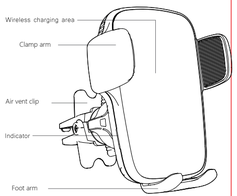

ASSEMBLY

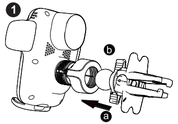

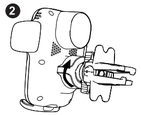

a.Put the nut through the ballhead.
b.Push the ball head into the ball head cradle
c.Tighten the nut clockwisely.

Install

3

4

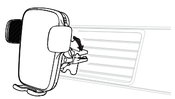

INSTRUCTION

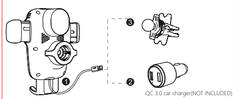

How to make it work well?

1.Use the original cable to connect the power supply before use.
2.Please use a QC2.0/QC3.0 car charger for fast charging.(NOT INCLUDED)
3.Adjustable clip, please ensure to rotating the gear switch to grip the air vent blade firmly.

PLACE THE PHONE

1.Arms and Foot auto-open after connected to power
(Or touch the side button)

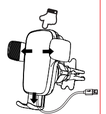

2.Place the phone. The device will auto clamping and auto-align to the charging area

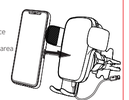

SPECIFICATIONS

Input: 5V⎓2A 9V⎓2A 12V⎓1.5A
Output: 5W/7.5W/10W/15W （MAX）
Charging distance: ≤ 4MM
Input interface: Type-C

INDICATOR

POWER ON	Blue light stays on
CHARGING	Blue light flashes slowly
FOD	Blue light flashes quickly

FAQ

Why doesn't this charger work?
(1) Make sure your phone supports fast charging.
(2) If you have used a QC2.0/QC3.0 car charger.
(3) Use the original cable to connect the power supply before use.
(4) The thickness of the phone case does not exceed 4mm.
(5) Make sure there is no metal material, magnetic objects, credit cards or pop holders on the back of your phone between the phone and the phone case.
(6) If the charger's indicator does not light up after connecting the power supply, please contact us directly.

Why not fast charging or not charging?
Please use a QC2.0/QC3.0 car charger for fast charging.

Why does the charger fall off the vent on occasion?
Our air vent clip is adjustable, please ensure to rotating the gear switch to grip the air vent blade firmly.

15W/10W/7.5W Fast Charging
Note: Fast charging requires QC 3.0/QC 2.0 Car Charger (NOT INCLUDED)
15W: Fast Charging for LG V50/V40/V30+/V30/V40 ThinQ/G8 ThinQ/G8S/G7 ThinQ/G7
10W: Fast Charging for Note 20/Note 20 Ultra/S20+/S20/Note 10+/Note 10/S10+, S9/S8, Note 9/Note 8.
7.5W: Fast Charging for iPhone 12 Pro Max/12 Pro/12/11 /11 Pro /11 Pro Max /SE /XS /X/XR/8 Plus/8
5W: Standard Charging For All Qi-enabled Phones Galaxy S6/S6 Edge, Pixel 3/3XL, Nexus 6P

WARRANTY CARD
Customer Service Email:
Dear Customers,
Thank you very much for choosing us!
As a responsible sellecwe will try our best to provide the best products and service to you.
Please feel free to contact us if you have any problems or suggestions with our products.
We will provide you with free return and exchange services.

Customer Service Email:
Best wishes,

This device complies with Part 15 of the FCC Rules. Operation is subject to the following two conditions: (1) this device may not cause harmful interference, and (2) this device must accept any interference received, including interference that may cause undesired operation

NOTE: This equipment has been tested and found to comply with the limits for a Class B digital device, pursuant to Part 15 of the FCC Rules. These limits are designed to provide reasonable protection against harmful interference in a residential installation. This equipment generates, uses and can radiate radio frequency energy and, if not installed and used in accordance with the instructions, may cause harmful interference to radio communications. However, there is no guarantee that interference will not occur in a particular installation.
If this equipment does cause harmful interference to radio or television reception, which can be determined by turning the equipment off and on, the user is encouraged to try to correct the interference by one or more of the following measures:
-- Reorient or relocate the receiving antenna.
-- Increase the separation between the equipment and receiver.
-- Connect the equipment into an outlet on a circuit different from that to which the receiver is connected.
-- Consult the dealer or an experienced radio/TV technician for help.

Warning: changes or modifications not expressly approved by the party responsible for compliance could void the user's authority to operate the equipment

Radiation Exposure Statement
This equipment complies with FCC radiation exposure limits set forth for an uncontrolled environment.
This equipment should be installed and operated with minimum distance 20cm between the radiator and your body.