Appendix Test Data

Report No.:	18220WC20141001	Test Sample No.:	1-2-2
Start Test Date:	2022.7.5	Finish Test Date:	2022.7.13
Test Engineer:	Tony.He	Auditor:	Edward.Pan
Temperature:	24.3℃	Relative Humidity:	57 %
Pressure:	1012 hPa		

Appendix A: DTS Bandwidth

Test Result

Test Mode	Antenna	Channel	DTS BW [MHz]	FL[MHz]	FH[MHz]	Limit[MHz]	Verdict
11B	Ant1	2412	9.360	2406.920	2416.280	≥0.5	PASS
		2437	9.680	2431.920	2441.600	≥0.5	PASS
		2462	10.080	2456.920	2467.000	≥0.5	PASS
11G	Ant1	2412	16.520	2403.680	2420.200	≥0.5	PASS
		2437	16.520	2428.680	2445.200	≥0.5	PASS
		2462	16.520	2453.680	2470.200	≥0.5	PASS

Test Graphs

11B_Ant1_2412

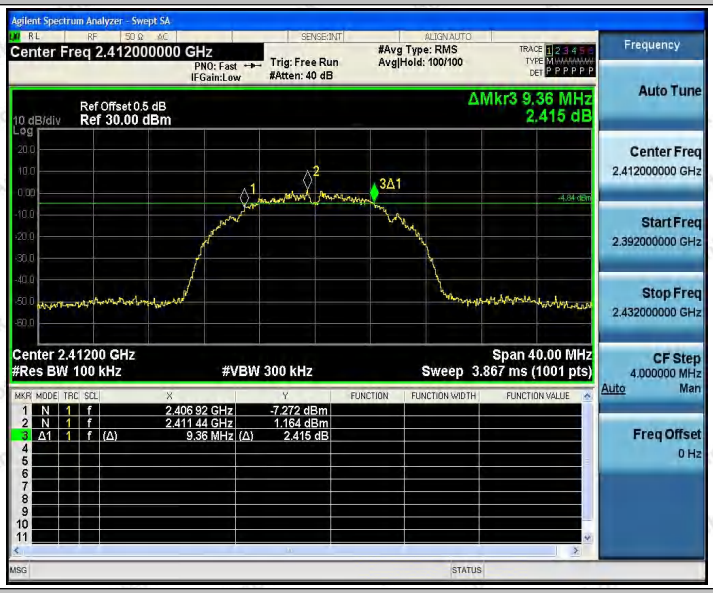

11B_Ant1_2437

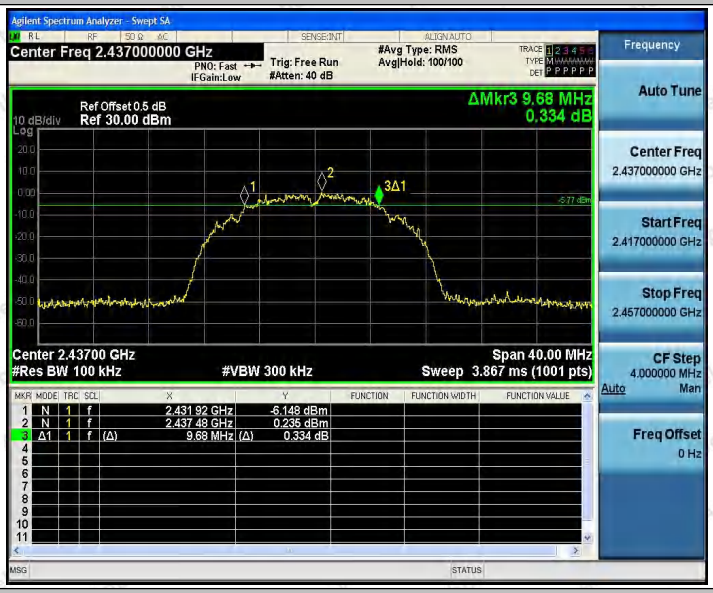

11B_Ant1_2462

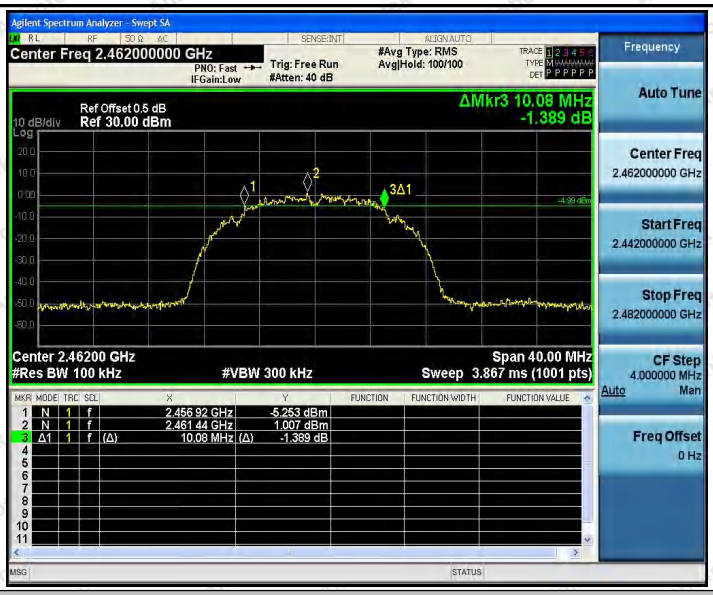

11G_Ant1_2412

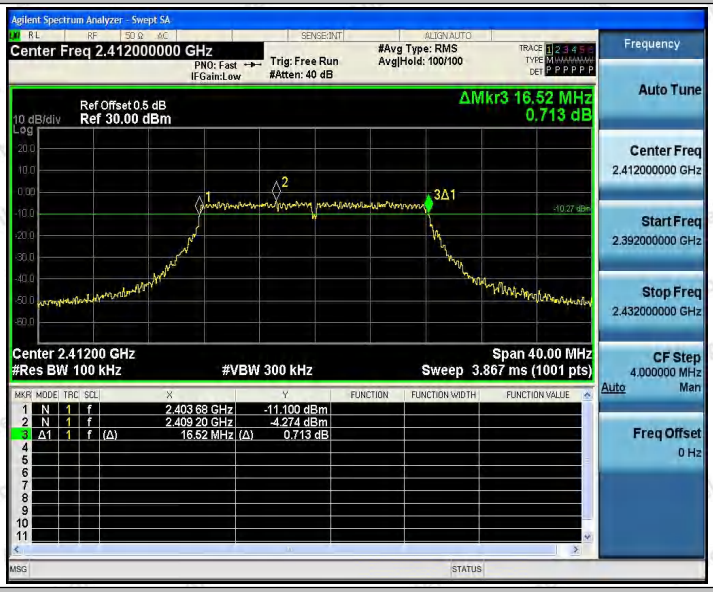

11G_Ant1_2437

11G_Ant1_2462

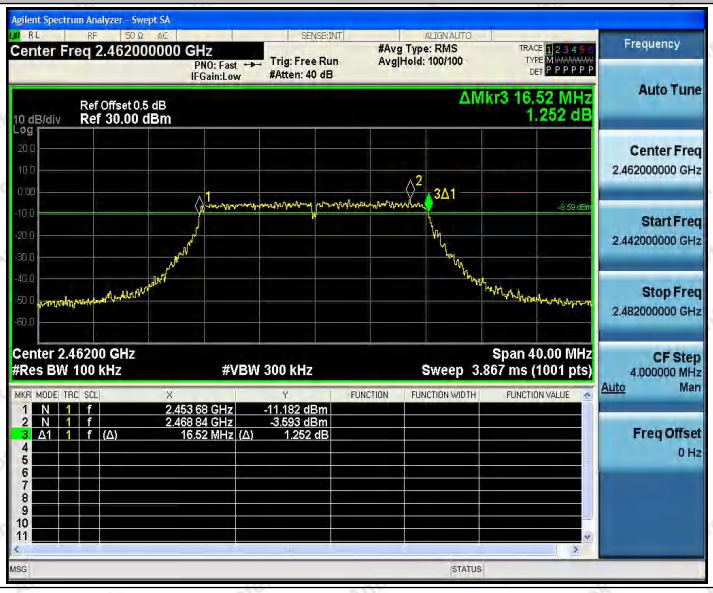

Appendix B: Occupied Channel Bandwidth

Test Result

Test Mode	Antenna	Channel	OCB [MHz]	FL[MHz]	FH[MHz]	Limit[MHz]	Verdict
11B	Ant1	2412	13.197	2405.301	2418.498	---	PASS
		2437	13.170	2430.334	2443.504	---	PASS
		2462	13.075	2455.445	2468.520	---	PASS
11G	Ant1	2412	16.658	2403.646	2420.304	---	PASS
		2437	16.656	2428.688	2445.344	---	PASS
		2462	16.725	2453.648	2470.373	---	PASS

Test Graphs

11B_Ant1_2412

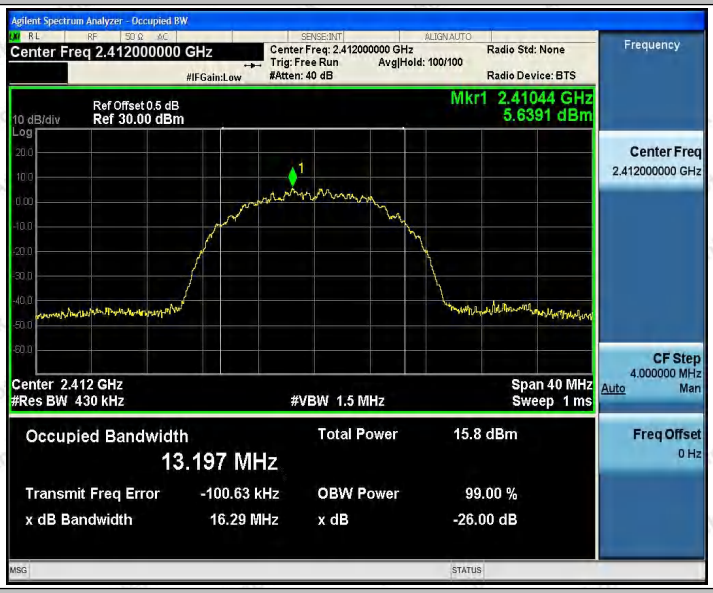

11B_Ant1_2437

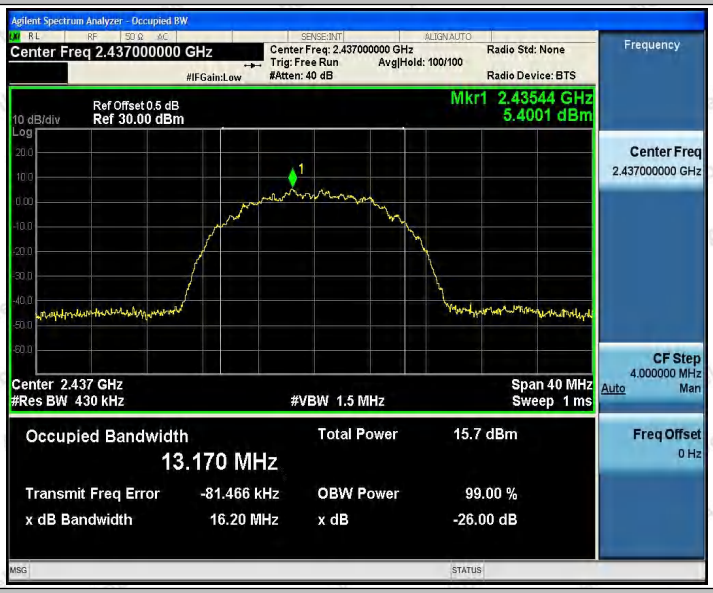

11B_Ant1_2462

11G_Ant1_2412

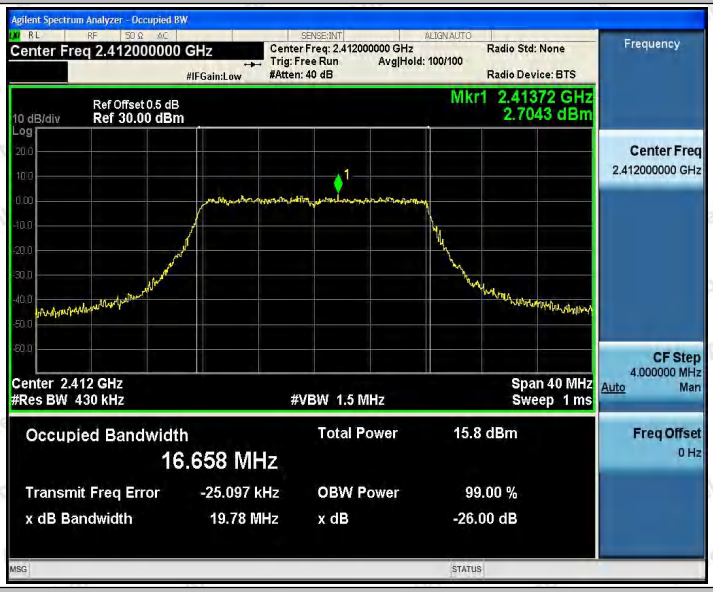

11G_Ant1_2437

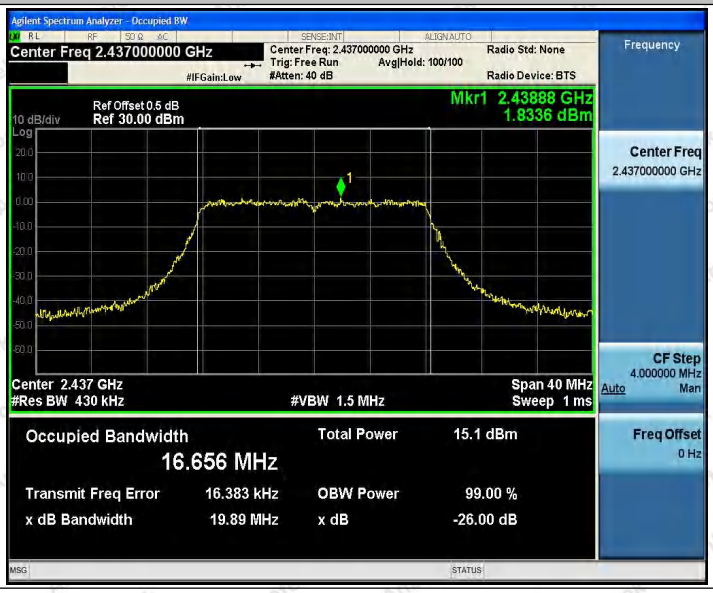

11G_Ant1_2462

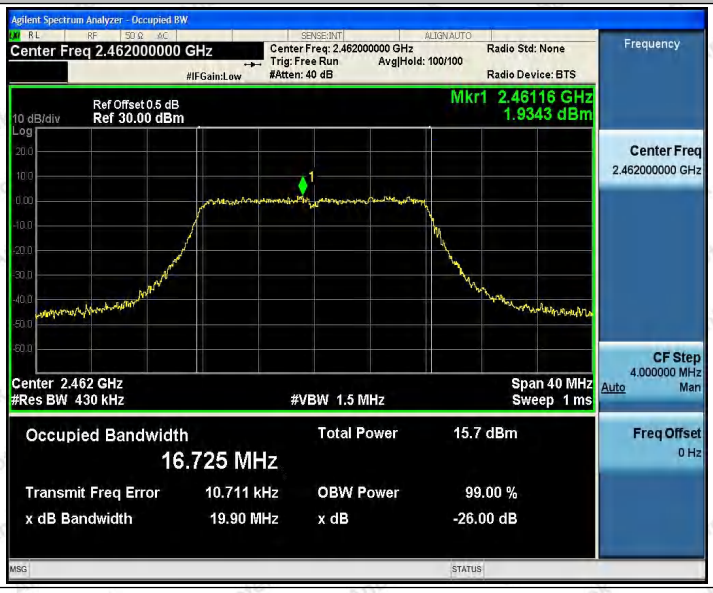

Appendix C: Maximum conducted output power

Test Result

Test Mode	Antenna	Channel	Result[dBm]	Limit[dBm]	Verdict
11B	Ant1	2412	15.97	≤30	PASS
		2437	15.62	≤30	PASS
		2462	16.00	≤30	PASS
11G	Ant1	2412	16.42	≤30	PASS
		2437	15.84	≤30	PASS
		2462	16.45	≤30	PASS

Appendix D: Maximum power spectral density

Test Result

Test Mode	Antenna	Channel	Result[dBm/3kHz]	Limit[dBm/3kHz]	Verdict
11B	Ant1	2412	-13.92	≤8	PASS
		2437	-14.78	≤8	PASS
		2462	-14.45	≤8	PASS
11G	Ant1	2412	-18.4	≤8	PASS
		2437	-19.2	≤8	PASS
		2462	-18.56	≤8	PASS

Test Graphs

11B_Ant1_2412

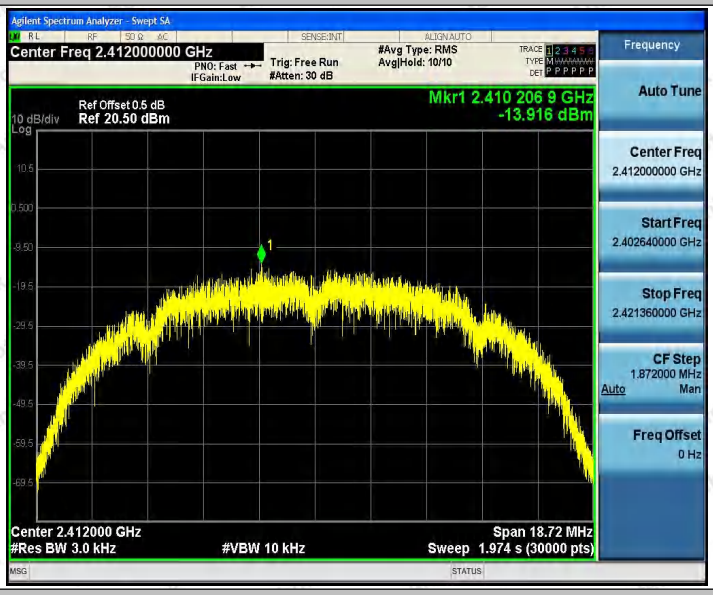

11B_Ant1_2437

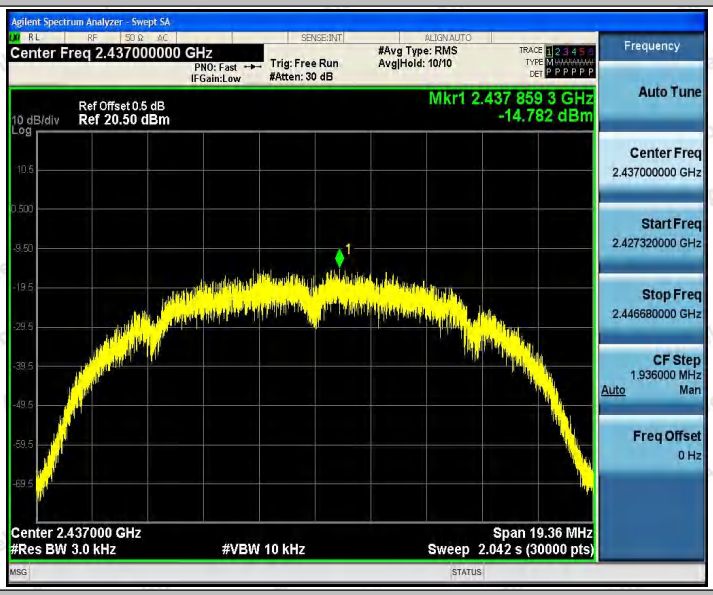

11B_Ant1_2462

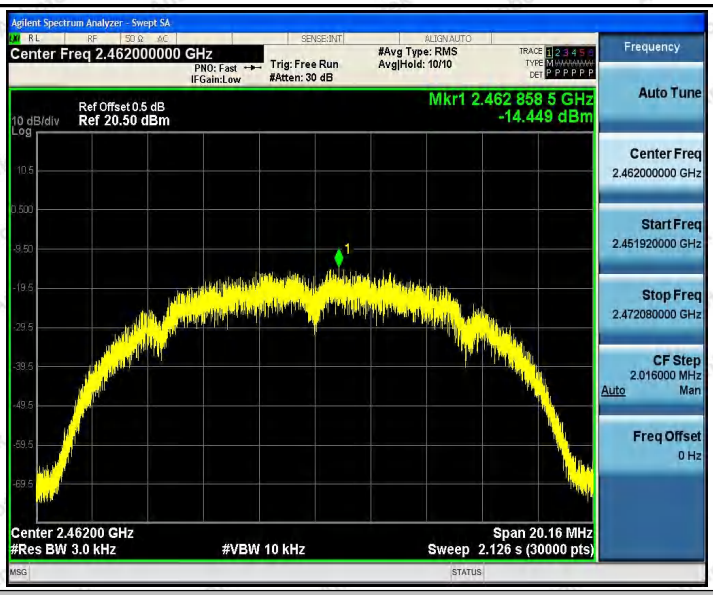

11G_Ant1_2412

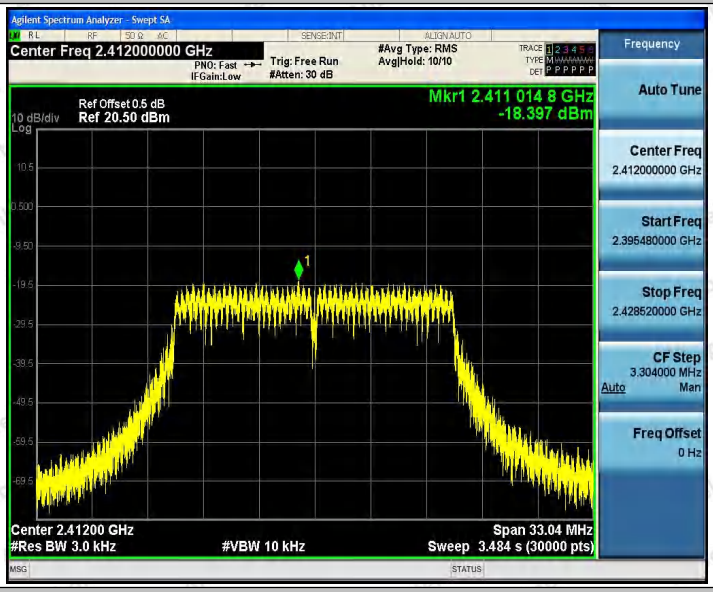

11G_Ant1_2437

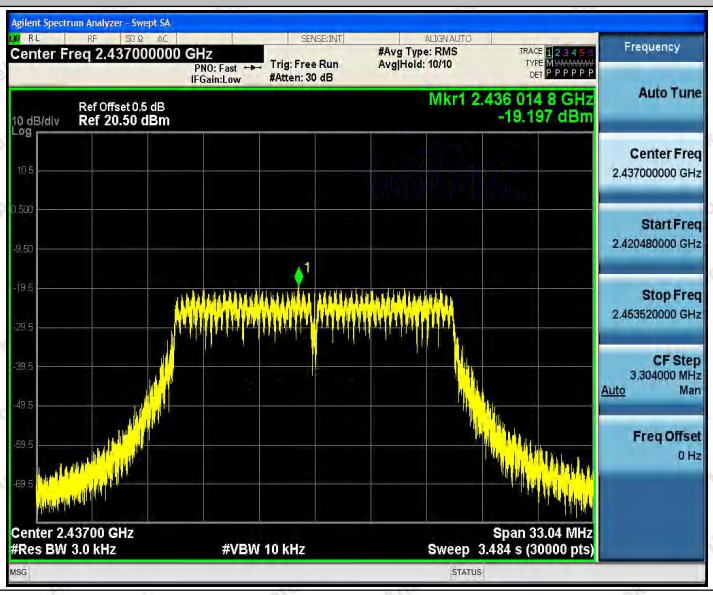

11G_Ant1_2462

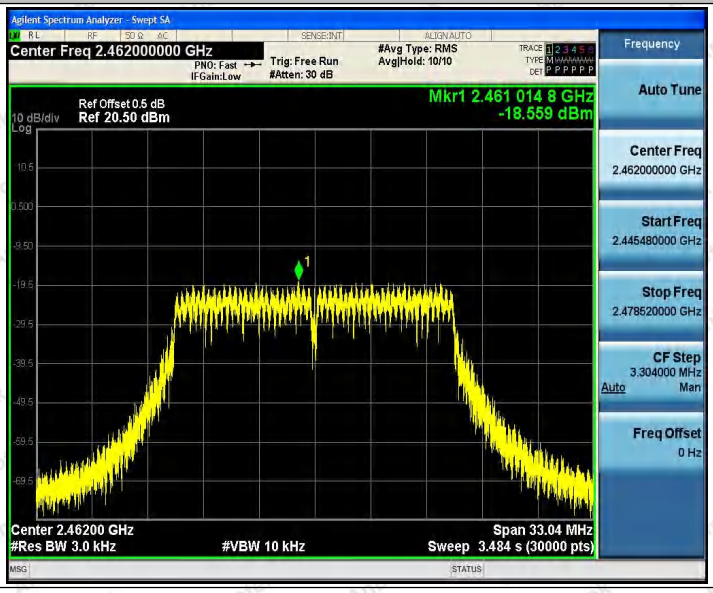

Appendix E: Band edge measurements

Test Result

Test Mode	Antenna	Ch Name	Channel	Ref Level[dBm]	Result[dBm]	Limit[dBm]	Verdict
11B	Ant1	Low	2412	1.02	-50.08	≤-18.98	PASS
		High	2462	1.06	-53.07	≤-18.94	PASS
11G	Ant1	Low	2412	-3.70	-42.23	≤-23.7	PASS
		High	2462	-3.42	-53.96	≤-23.42	PASS

Test Graphs

11B_Ant1_Low_2412

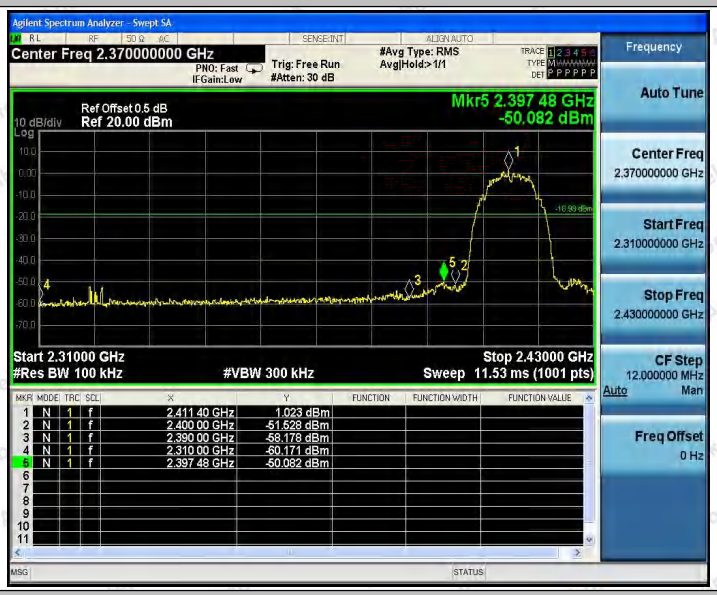

11B_Ant1_High_2462

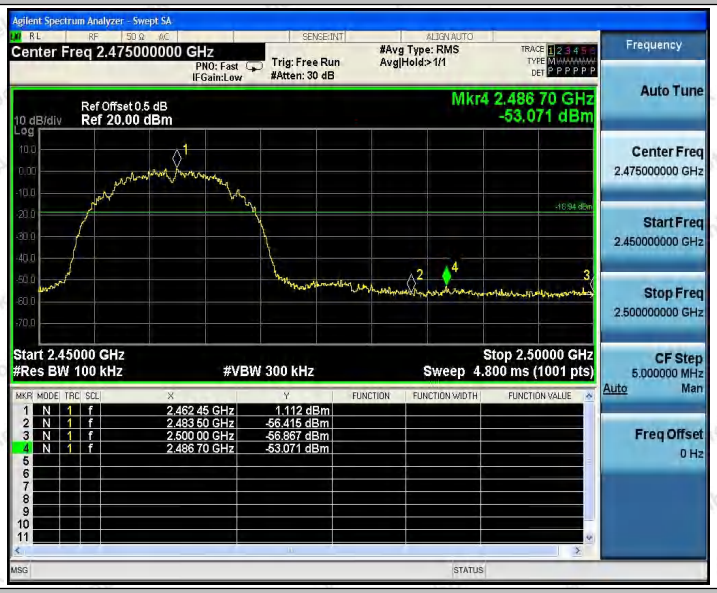

11G_Ant1_Low_2412

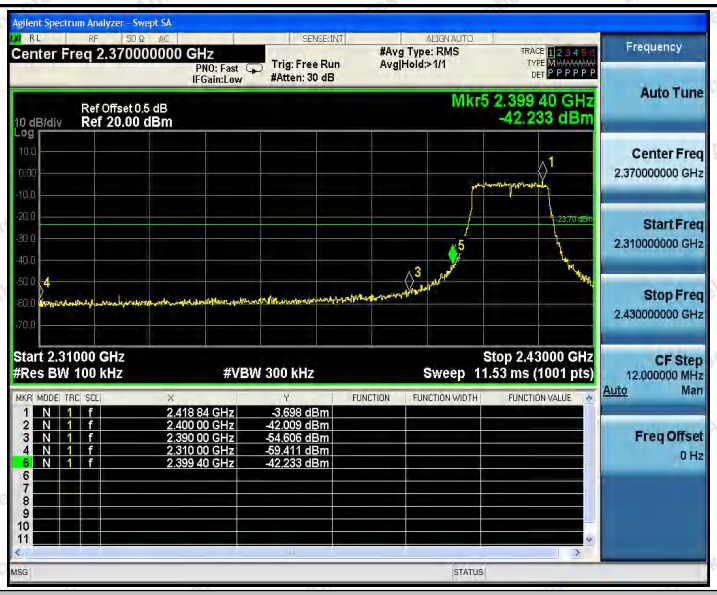

11G_Ant1_High_2462

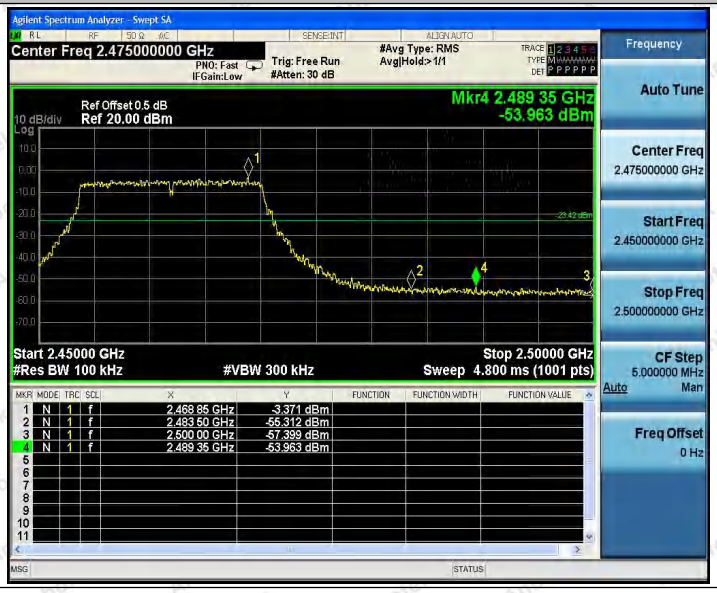

Appendix F: Conducted Spurious Emission

Test Result

Test Mode	Antenna	Channel	Freq Range[Mhz]	Ref Level[dBm]	Result[dBm]	Limit[dBm]	Verdict
11B	Ant1	2412	Reference	0.58	0.58	---	PASS
			30~1000	0.58	-56.87	≤-19.42	PASS
			1000~26500	0.58	-39.44	≤-19.42	PASS
		2437	Reference	0.81	0.81	---	PASS
			30~1000	0.81	-57.7	≤-19.19	PASS
			1000~26500	0.81	-39.32	≤-19.19	PASS
		2462	Reference	1.20	1.20	---	PASS
			30~1000	1.20	-57.83	≤-18.8	PASS
			1000~26500	1.20	-39.63	≤-18.8	PASS
11G	Ant1	2412	Reference	-3.73	-3.73	---	PASS
			30~1000	-3.73	-60.47	≤-23.73	PASS
			1000~26500	-3.73	-39.3	≤-23.73	PASS
		2437	Reference	-4.15	-4.15	---	PASS
			30~1000	-4.15	-61.48	≤-24.15	PASS
			1000~26500	-4.15	-39.32	≤-24.15	PASS
		2462	Reference	-4.54	-4.54	---	PASS
			30~1000	-4.54	-61.23	≤-24.54	PASS
			1000~26500	-4.54	-39.62	≤-24.54	PASS

Test Graphs

11B_Ant1_2412_0~Reference

11B_Ant1_2412_30~1000

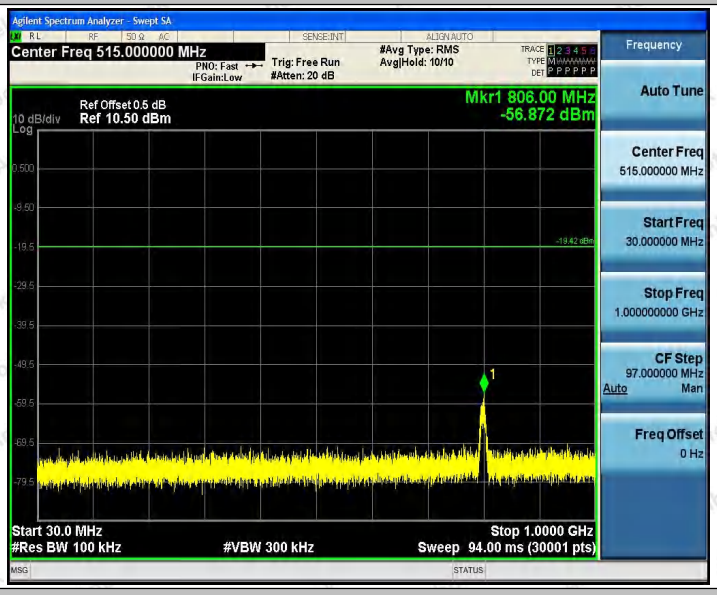

11B_Ant1_2412_1000~26500

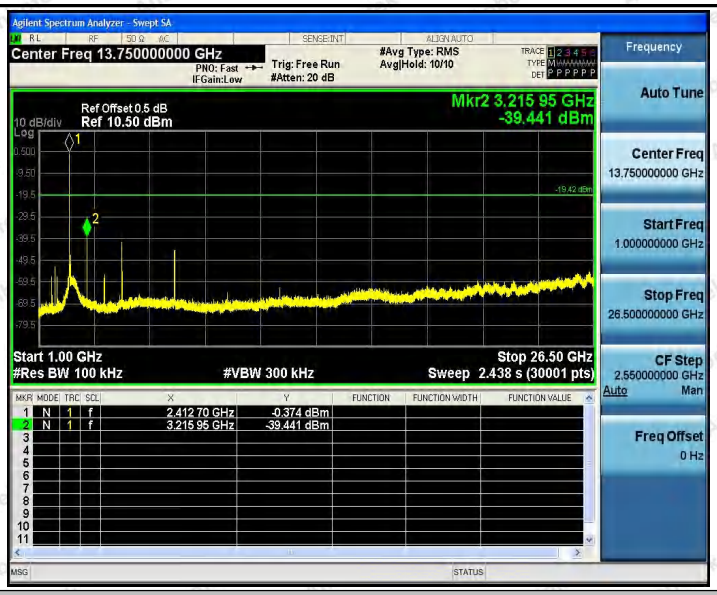

11B_Ant1_2437_0~Reference

11B_Ant1_2437_30~1000

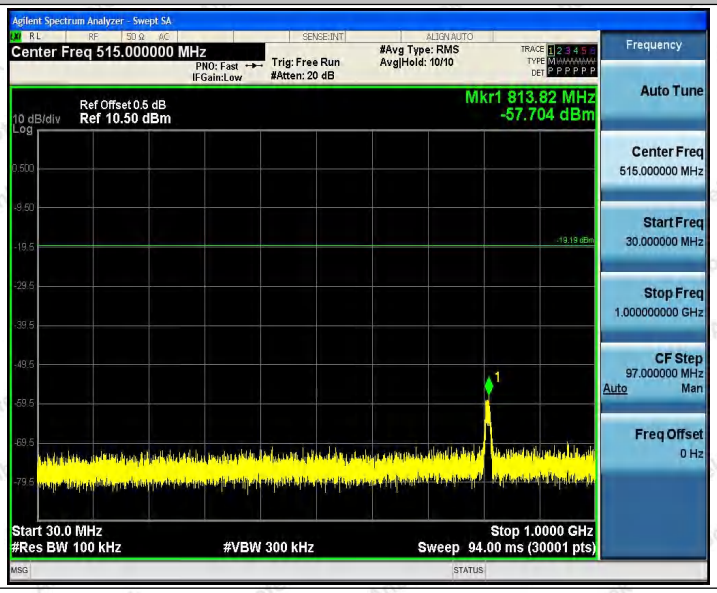

11B_Ant1_2437_1000~26500

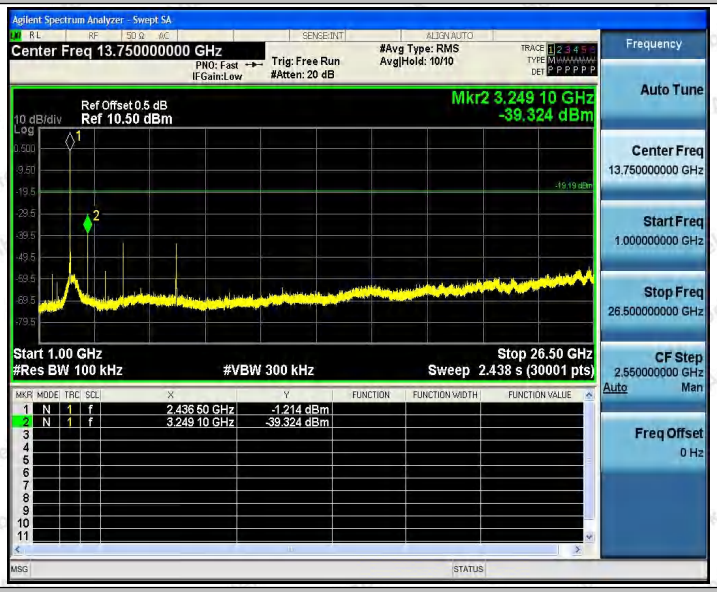

11B_Ant1_2462_0~Reference

11B_Ant1_2462_30~1000

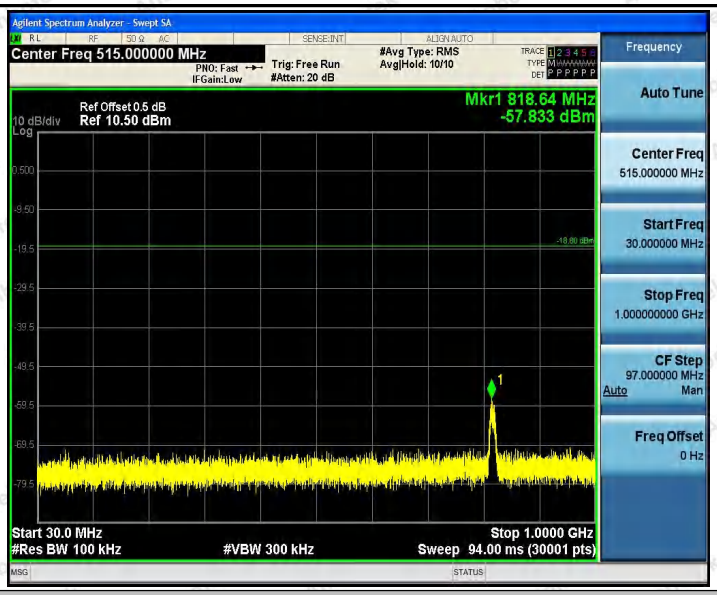

11B_Ant1_2462_1000~26500

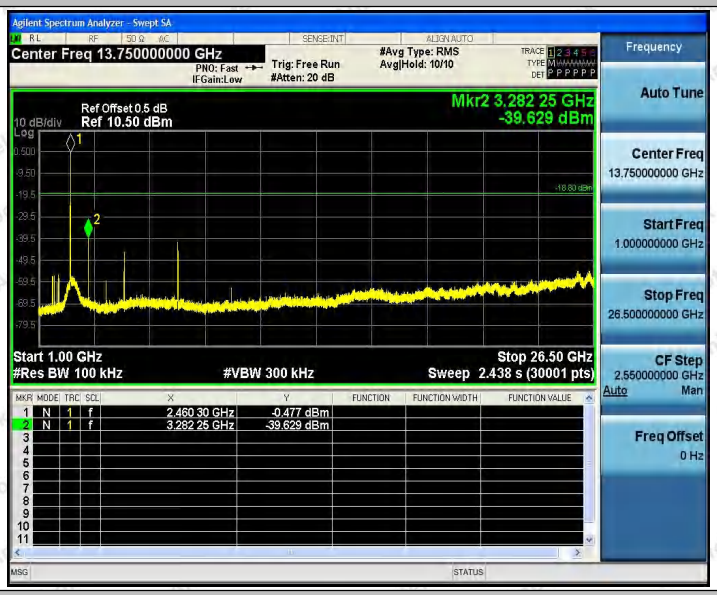

11G_Ant1_2412_0~Reference

11G_Ant1_2412_30~1000

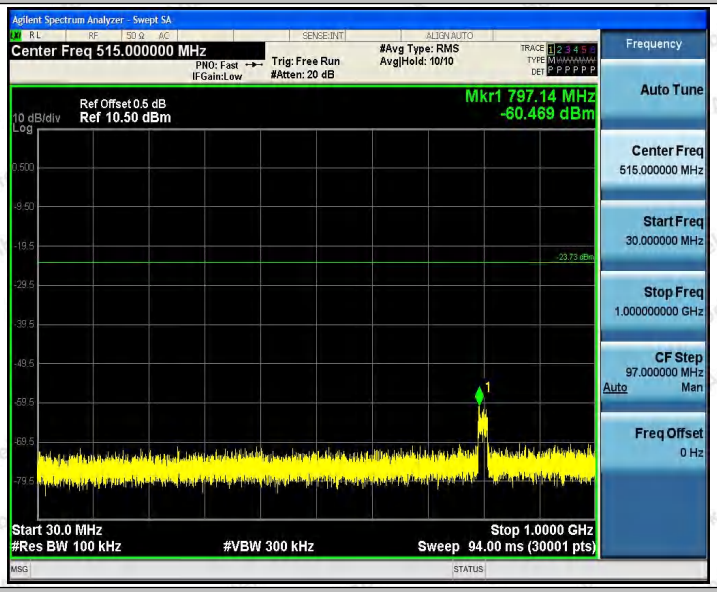

11G_Ant1_2412_1000~26500

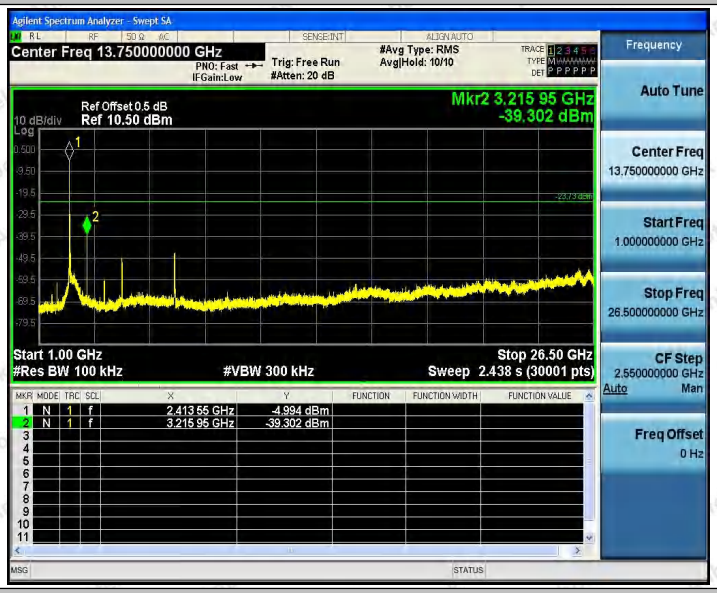

11G_Ant1_2437_0~Reference

11G_Ant1_2437_30~1000

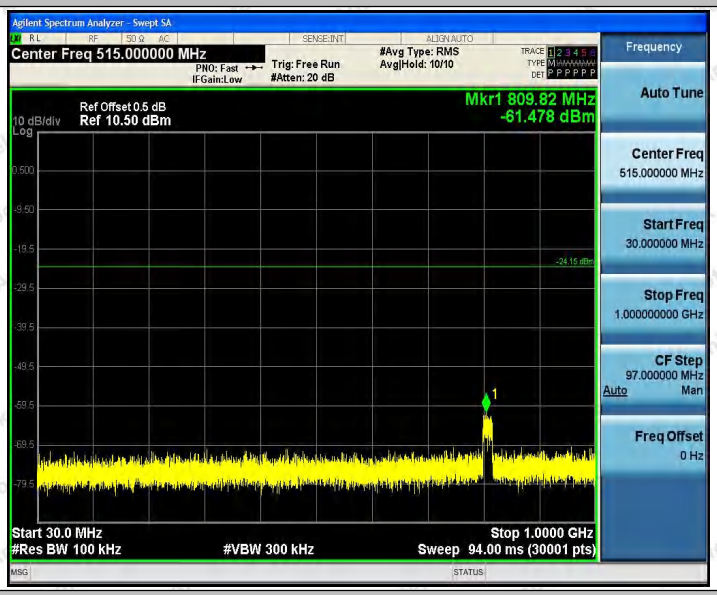

11G_Ant1_2437_1000~26500

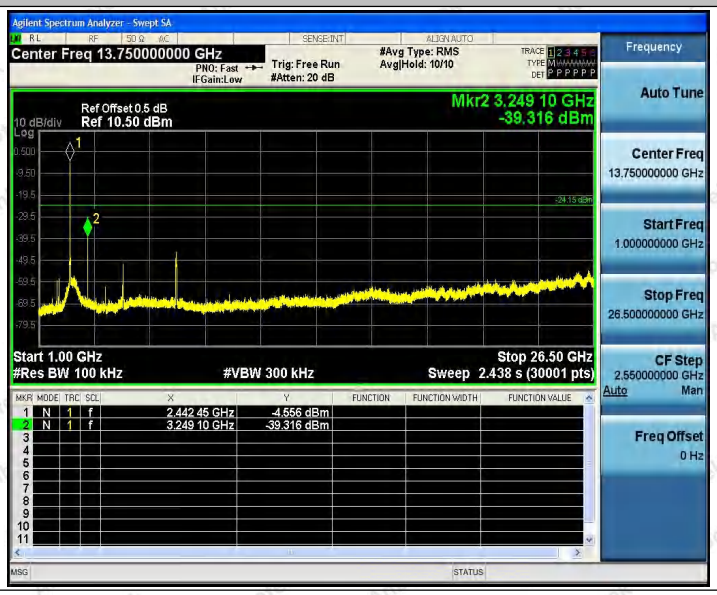

11G_Ant1_2462_0~Reference

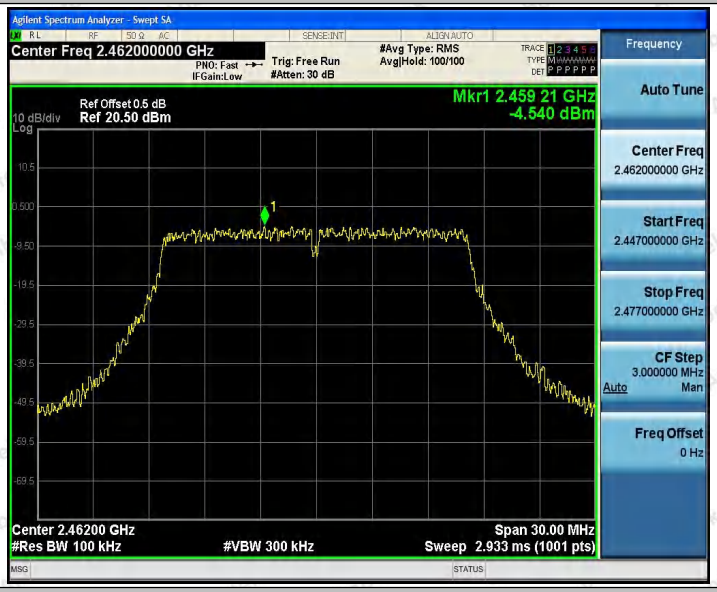

11G_Ant1_2462_30~1000

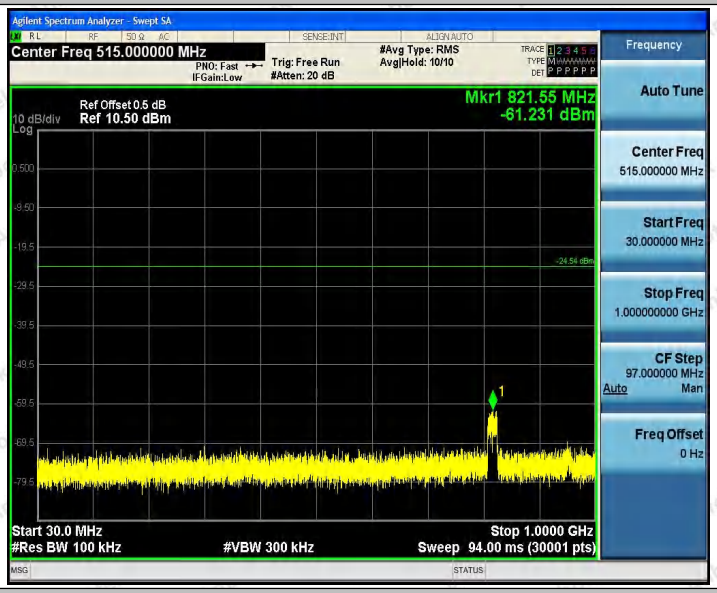

11G_Ant1_2462_1000~26500

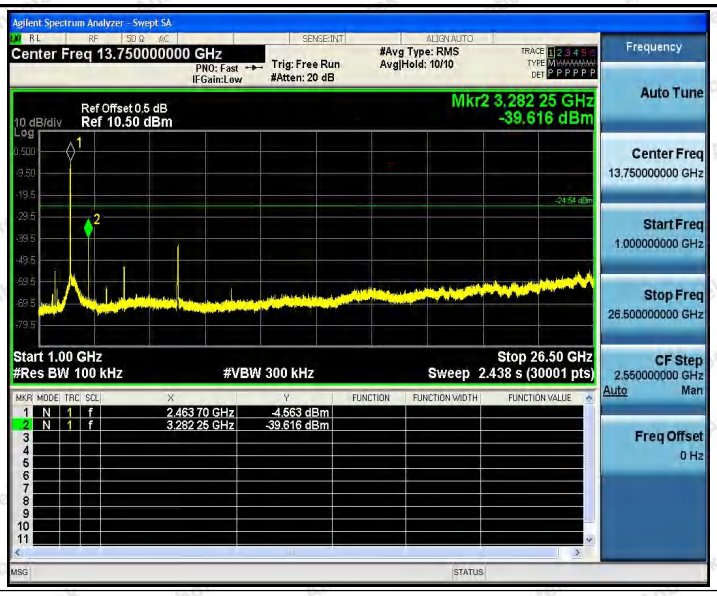
Agilent Spectrum Analyzer - Swept SA
Center Freq 13.750000000 GHz
PNO: Fast
IFGain:Low
Trig: Free Run
#Atten: 20 dB
#Avg Type: RMS
Avg|Hold: 10/10
Ref Offset 0.5 dB
10 dB/div
Ref 10.50 dBm
Mkr2 3.282 25 GHz
-39.616 dBm
Start 1.00 GHz
#Res BW 100 kHz
#VBW 300 kHz
Stop 26.50 GHz
Sweep 2.438 s (30001 pts)
1 N 1 f 2.463 70 GHz -4.563 dBm
2 N 1 f 3.282 25 GHz -39.616 dBm
Frequency
Auto Tune
Center Freq
13.750000000 GHz
Start Freq
1.000000000 GHz
Stop Freq
26.500000000 GHz
CF Step
2.550000000 GHz
Auto
Man
Freq Offset
0 Hz

Appendix G: Duty Cycle

Test Result

Test Mode	Antenna	Channel	Transmission Duration [ms]	Transmission Period [ms]	Duty Cycle [%]	Limit	Verdict
11B	Ant1	2412	0.59	6.64	8.89	---	PASS
		2437	0.59	6.64	8.89	---	PASS
		2462	0.59	6.64	8.89	---	PASS
11G	Ant1	2412	0.59	6.63	8.90	---	PASS
		2437	0.58	6.63	8.75	---	PASS
		2462	0.59	6.63	8.90	---	PASS

Test Graphs

11B_Ant1_2412

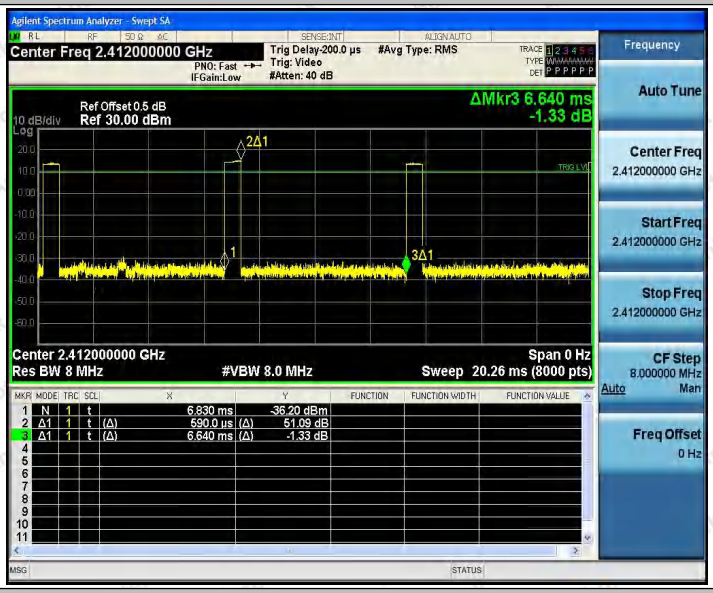

11B_Ant1_2437

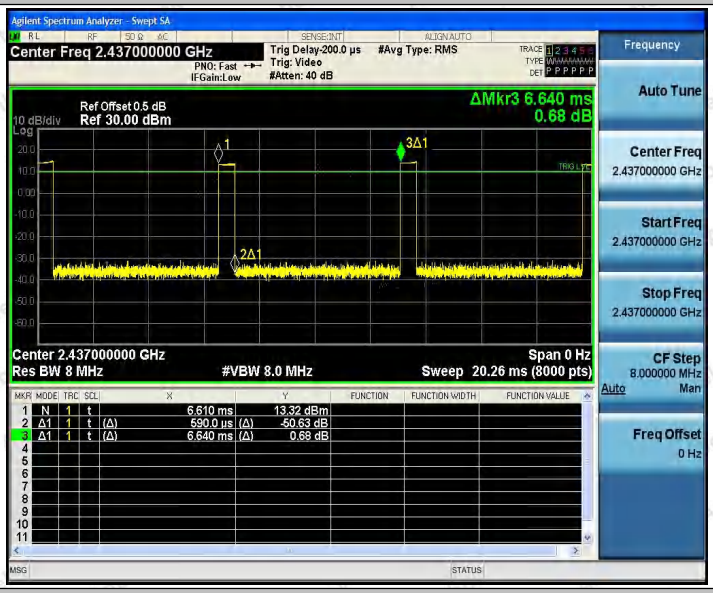

11B_Ant1_2462

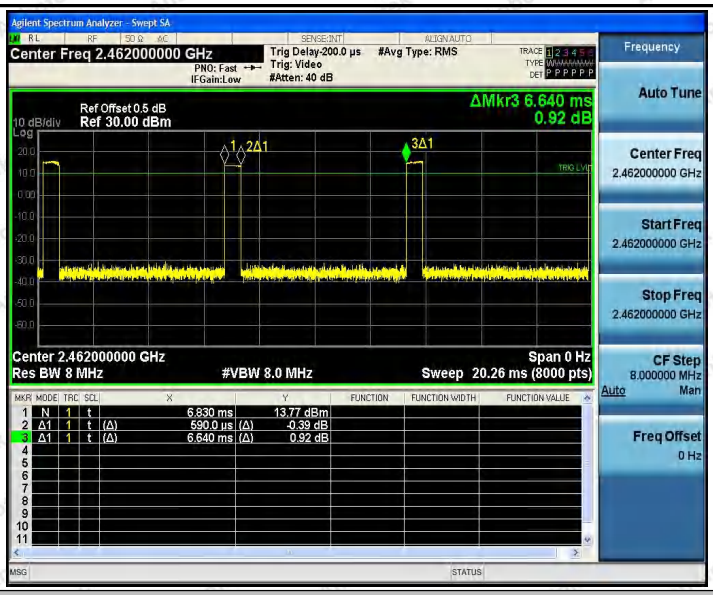

11G_Ant1_2412

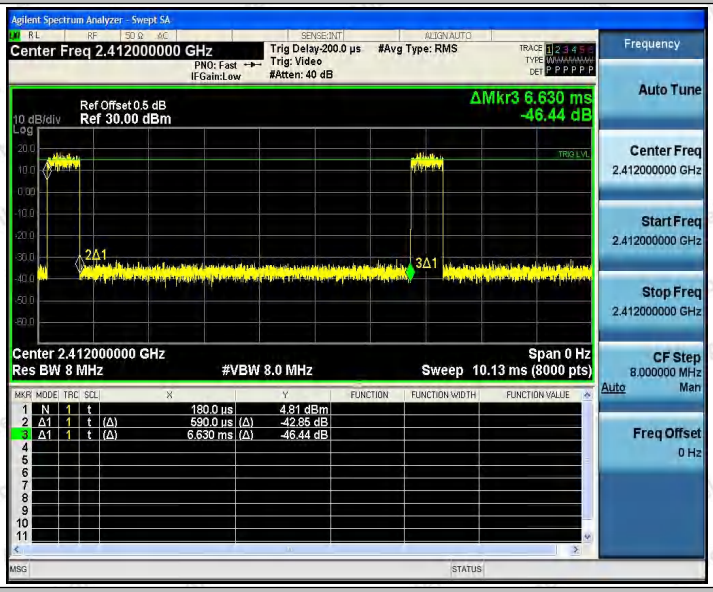

11G_Ant1_2437

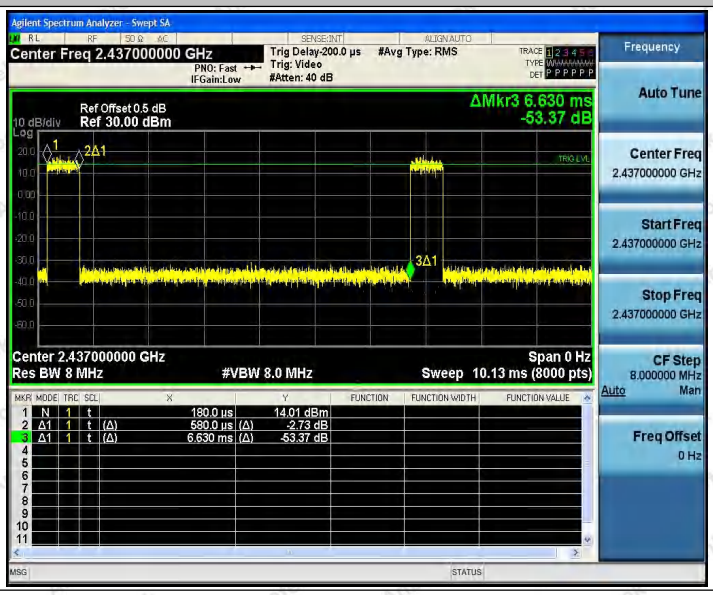

11G_Ant1_2462
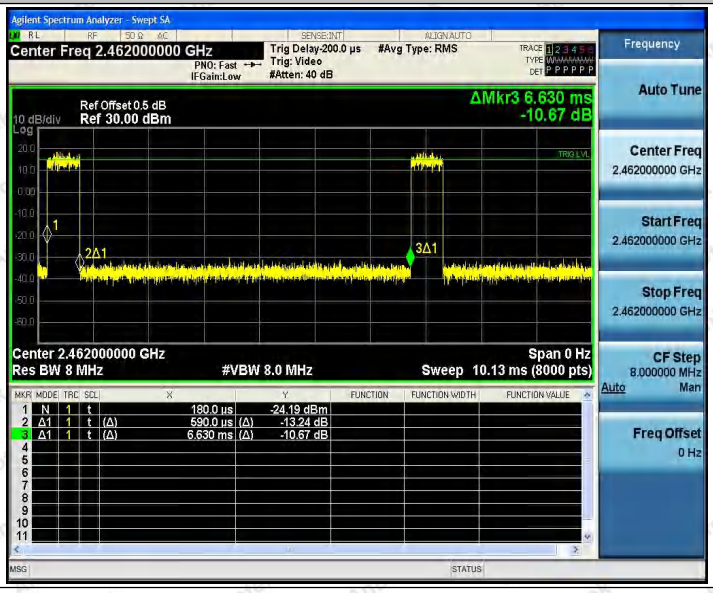

---End---