TEST REPORT

Report No.:	8135EU012601W2
Applicant:	Galastar Limited
Address:	1501, Block A, Weidong Long Building, Longhua Avenue, Longhua District, Shenzhen, China
Product Name:	Power Station 5 in 1
Model No.:	MAAIWA130WH22, MAAIWA130BK22
Trademark:	MAGEASY
FCC ID:	2A7WL-MAAIWA130WH22
Test Standard(s):	47 CFR Part 1 Subpart I Section 1.1310
Date of Receipt:	Dec. 26, 2023
Test Date:	Dec. 26, 2023 – Jan. 02, 2024
Date of Issue:	Jan. 11, 2024

ISSUED BY:

SHENZHEN EU TESTING LABORATORY LIMITED

SHENZHEN EU TESTING LABORATORY LIMITED APPROVED

Prepared by:

Mikey Zhu/ Engineer

Reviewed and Approved by:

Sally Zhang/ Manager

Revision Record

Report Version	Issued Date	Description	Status
V0	Jan. 11, 2024	Original	Valid

Address: 101, Building B1, Fuqiao Fourth Area, Qiaotou Community, Fuhai Subdistrict, Baoan District, Shenzhen, Guangdong, China
Website: www.eu-test.com
Tel: (86)-755-2357-9714 Email: Service@eu-test.com

Table of Contents

1 COVER PAGE 1
2 GENERAL INFORMATION 4
2.1 APPLICANT INFORMATION 4
2.2 MANUFACTURER INFORMATION 4
2.3 FACTORY INFORMATION 4
2.4 GENERAL DESCRIPTION OF E.U.T. 4
2.5 TECHNICAL INFORMATION OF E.U.T. 5
3 TEST SUMMARY 6
3.1 TEST STANDARD 6
3.2 TEST VERDICT 6
3.3 TEST LABORATORY 6
4 TEST CONFIGURATION 7
4.1 TEST ENVIRONMENT 7
4.2 TEST EQUIPMENT 7
5 RF EXPOSURE EVALUATION 8
5.1 TEST REQUIREMENT 8
5.2 TEST SETUP 9
5.1 EVALUATION RESULT 10
ANNEX A TEST SETUP PHOTOS 11

Address: 101, Building B1, Fuqiao Fourth Area, Qiaotou Community, Fuhai Subdistrict, Baoan District, Shenzhen, Guangdong, China
Website: www.eu-test.com
Tel: (86)-755-2357-9714 Email: Service@eu-test.com

2 General Information

2.1 Applicant Information

Applicant	Galastar Limited
Address	1501, Block A, Weidong Long Building, Longhua Avenue, Longhua District, Shenzhen, China

2.2 Manufacturer Information

Manufacturer	Shenzhen Shouyixin Technology Co, LTD
Address	2F, No. 9, Huatao 1st Road, Longgang Street, Longgang District, Shenzhen City, Guangdong Province, China

2.3 Factory Information

Factory	Shenzhen Shouyixin Technology Co, LTD
Address	2F, No. 9, Huatao 1st Road, Longgang Street, Longgang District, Shenzhen City, Guangdong Province, China

2.4 General Description of E.U.T.

Product Name	Power Station 5 in 1
Model No. Under Test	MAAIWA130WH22
List Model No.	MAAIWA130BK22
Description of Model differentiation	All models are same with electrical parameters and internal circuit structure, but only differ in appearance and model name. (this information provided by the customer)
Trade Mark	MAGEASY
Rating(s)	Input:9V/3A 12V/3A 15V/3A 20V/3.25A(65W Max) Wireless output: 15W+15W+3W (33W Max) Type-C output: 20W
Product Type	☒ Mobile ☐ Portable ☐ Fix Location
Test Sample No.	-1/2(Normal Sample), -2/2(Engineering Sample)
Hardware Version	N/A
Software Version	N/A
Remark	N/A

Address: 101, Building B1, Fuqiao Fourth Area, Qiaotou Community, Fuhai Subdistrict, Baoan District, Shenzhen, Guangdong, China
Website: www.eu-test.com
Tel: (86)-755-2357-9714 Email: Service@eu-test.com

2.5 Technical Information of E.U.T.

Technology Used	Wireless Power Transfer (WPT)

The requirement for the following technical information of the EUT was tested in this report:

Technology	**WPT**
Operating Frequency	115-205 kHz
Modulation Type	ASK
Antenna Type	Inductive Loop Antenna
Antenna Gain(Peak)	0 dBi

Address: 101, Building B1, Fuqiao Fourth Area, Qiaotou Community, Fuhai Subdistrict, Baoan District, Shenzhen, Guangdong, China
Website: www.eu-test.com
Tel: (86)-755-2357-9714 Email: Service@eu-test.com

3 Test Summary

3.1 Test Standard

The tests were performed according to following standards:

No.	Identity	Document Title
1	47 CFR Part 1 Subpart I Section 1.1310	Radio frequency radiation exposure limits.
2	KDB 680106 D01v04	RF exposure consideration for low power consumer wireless power transfer applications.

Remark:
Maintenance of compliance is the responsibility of the manufacturer. Any modification of the product maybe which result in lowering the emission/immunity should be checked to ensure compliance has been maintained.

3.2 Test Verdict

No.	Description	FCC Part No.	Verdict	Remark
1	RF Exposure Evaluation	FCC 1.1310 KDB 680106 Section 5.2	Pass	--
Note [1]: Compared with the EUT of test report 8133EU012301W2, the changes of the EUT of this report as below: 1. Added three electrolytic capacitors in PCB. 2. Update internal photo. Other hardware circuit and software are the same as EUT referred in test report 8133EU012301W2. Therefore, all test data please refer to report 8133EU012301W2, which was issued by SHENZHEN EU TESTING LABORATORY LIMITED. on Nov. 14, 2023.				

3.3 Test Laboratory

Test Laboratory	Shenzhen EU Testing Laboratory Limited
Address	101, Bldg. B1, Fuqiao Fourth Area, Qiaotou Community, Fuhai Subdistrict, Baoan District, Shenzhen, Guangdong, China
Designation Number	CN1368
Test Firm Registration Number	952583

4 Test Configuration

4.1 Test Environment

During the measurement, the normal environmental conditions were within the listed ranges:

Relative Humidity	30% to 60%	
Atmospheric Pressure	86 kPa to 106 kPa	
Temperature	NT (Normal Temperature)	+15℃ to +35℃
Working Voltage of the EUT	NV (Normal Voltage)	AC 120V/60Hz

4.2 Test Equipment

Conducted Emission at AC power line					
Equipment	**Manufacturer**	**Model No**	**Serial No**	**Cal Date**	**Cal Due Date**
Electric and Magnetic Field Probe - Analyzer	Narda	EHP-200A	EE-405	2023/02/16	2024/02/15

Address: 101, Building B1, Fuqiao Fourth Area, Qiaotou Community, Fuhai Subdistrict, Baoan District, Shenzhen, Guangdong, China
Website: www.eu-test.com
Tel: (86)-755-2357-9714 Email: Service@eu-test.com

5 RF Exposure Evaluation

5.1 Test Requirement

KDB 680106 D01 Wireless Power Transfer v04:
According to the item 5.2 of KDB 680106 D01v04:
Inductive wireless power transfer applications that meet all of the following requirements are excluded from submitting an RF exposure evaluation.

a) Power transfer frequency is less than 1 MHz.
YES. The device operates in the frequency range from 115-205kHz.

b) Output power from each primary coil is less than or equal to 15 watts.
YES. The maximum output power of the primary coil is 15W.

c) The transfer system includes only single primary and secondary coils. This includes charging systems that may have multiple primary coils and clients that are able to detect and allow coupling only between individual pairs of coils.
YES. The transfer system includes only single primary and secondary coils.

d) Client device is placed directly in contact with the transmitter.
YES. Client device is placed directly in contact with the transmitter.

e) Mobile exposure conditions only (portable exposure conditions are not covered by this exclusion).
YES. The EUT is a Wireless Charging mobile.

f) The aggregate H-field strengths at 15 cm surrounding the device and 20 cm above the top surface from all simultaneous transmitting coils are demonstrated to be less than 50% of the MPE limit.
YES. The EUT field strength levels are 50% X MPE limit.

TABLE 1—LIMITS FOR MAXIMUM PERMISSIBLE EXPOSURE (MPE)

Frequency range (MHz)	Electric field strength (V/m)	Magnetic field strength (A/m)	Power density (mW/cm^2)	Averaging time (minutes)
(A) Limits for Occupational/Controlled Exposure				
0.3-3.0	614	1.63	*100	6
3.0-30	1842/f	4.89/f	*900/f^2	6
30-300	61.4	0.163	1.0	6
300-1,500			f/300	6
1,500-100,000			5	6
(B) Limits for General Population/Uncontrolled Exposure				
0.3-1.34	614	1.63	*100	30
1.34-30	824/f	2.19/f	*180/f^2	30
30-300	27.5	0.073	0.2	30
300-1,500			f/1500	30
1,500-100,000			1.0	30

f = frequency in MHz * = Plane-wave equivalent power density

Address: 101, Building B1, Fuqiao Fourth Area, Qiaotou Community, Fuhai Subdistrict, Baoan District, Shenzhen, Guangdong, China
Website: www.eu-test.com
Tel: (86)-755-2357-9714 Email: Service@eu-test.com

5.2 Test Setup

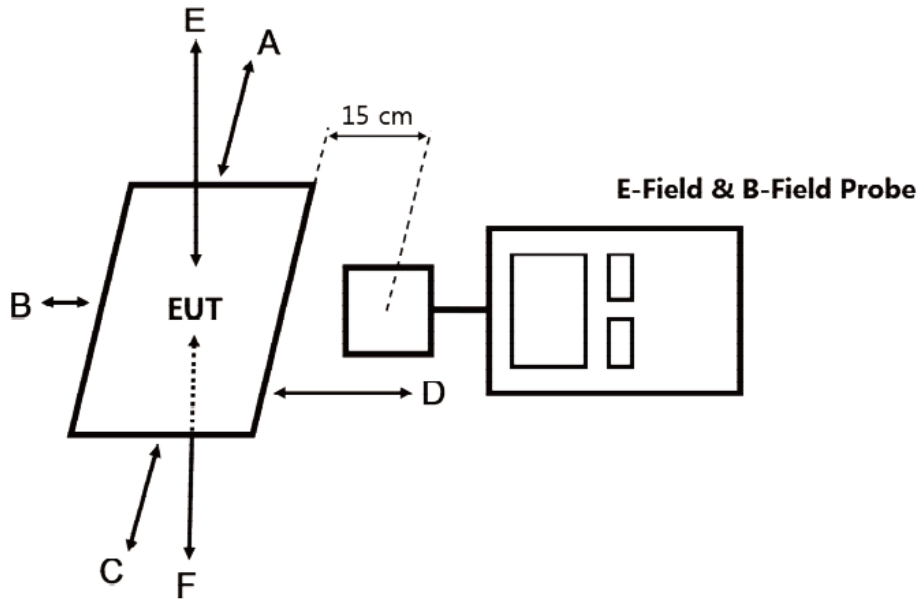

Note: Measurements should be made from all sides and the top of the primary/client pair, with the 15cm measured from the center of the probe(s) to the edge of the device.

1) The RF exposure test was performed in anechoic chamber.
2) The measurement probe was placed at test distance (15cm) which is between the edge of the charger and the geometric center of probe.
3) The highest emission level was recorded and compared with limit as soon as measurement of each points (A, B, C, D, E, F) were completed.
4) The EUT was measured according to the dictates of KDB 680106 D01 v04.

5.1 Evaluation Result

Test Mode: Full Load

Magnetic Field Emissions					
Test Position	Measure Value (A/m)				Limit(A/m)
	X	Y	Z	Max. Value	
Top	0.121	0.443	0.412	0.443	1.63
Bottom	0.256	0.132	0.212	0.256	1.63
Front	0.265	0.022	0.106	0.265	1.63
Rear	0.029	0.489	0.498	0.498	1.63
Left	0.226	0.169	0.287	0.287	1.63
Right	0.256	0.407	0.295	0.407	1.63

Test Mode: Half Load

Magnetic Field Emissions					
Test Position	Measure Value (A/m)				Limit(A/m)
	X	Y	Z	Max. Value	
Top	0.216	0.258	0.323	0.323	1.63
Bottom	0.226	0.132	0.069	0.226	1.63
Front	0.071	0.228	0.387	0.387	1.63
Rear	0.044	0.327	0.096	0.327	1.63
Left	0.333	0.274	0.147	0.333	1.63
Right	0.176	0.214	0.076	0.214	1.63

Test Mode: Empty Load

Magnetic Field Emissions					
Test Position	Measure Value (A/m)				Limit(A/m)
	X	Y	Z	Max. Value	
Top	0.289	0.157	0.076	0.289	1.63
Bottom	0.131	0.020	0.065	0.131	1.63
Front	0.224	0.033	0.223	0.224	1.63
Rear	0.136	0.177	0.062	0.177	1.63
Left	0.101	0.169	0.153	0.169	1.63
Right	0.126	0.295	0.236	0.295	1.63

Address: 101, Building B1, Fuqiao Fourth Area, Qiaotou Community, Fuhai Subdistrict, Baoan District, Shenzhen, Guangdong, China
Website: www.eu-test.com
Tel: (86)-755-2357-9714 Email: Service@eu-test.com

ANNEX A TEST SETUP PHOTOS

PHOTO 1	

PHOTO 2	

PHOTO 3	

--- End of Report ---

Address: 101, Building B1, Fuqiao Fourth Area, Qiaotou Community, Fuhai Subdistrict, Baoan District, Shenzhen, Guangdong, China
Website: www.eu-test.com
Tel: (86)-755-2357-9714 Email: Service@eu-test.com