External Photos of the EUT

Fig. 1



Fig. 2



Fig. 3



Fig. 4



Fig. 5



Fig. 6

APP
Manual
DC 5V
VCC
DAT
GND
Led Controller

Fig. 7

SHOW
SPEED +
SPEED -
SCENE +
SCENE -

Fig. 8

WARNING: Not for use with receptacles that are weatherproof only when the receptacle is covered (attachment plug cap not inserted and receptacle cover closed).
Risk of Electric Shock. Install only to a covered Class A GFCI receptacle that has an enclosure that is weatherproof with the attachment plug cap inserted or removed.
AVERTISSEMENT: Ne pas utiliser avec des réceptacles qui sont étanches uniquement lorsque le réceptacle est couvert (capuchon de la fiche de fixation non inséré et couvercle du réceptacle fermé).
Risque de choc électrique. Installer uniquement dans un réceptacle couvert de Class A GFCI qui a une enceinte qui est résistant aux intempéries avec le bouchon de fixation inséré ou enlevé.

Fig. 9

CLASS 2 POWER SUPPLY
MODEL NO.:AED18J-0503000VLSO8
INPUT:120V ~ 50/60Hz 1A
OUTPUT:5V ⎓ Max.3A
RAINTIGHT
CONFORMS TO UL STD.1310
CERTIFIED TO CSA STD.C22.2 NO.223
MADE IN CHINA DATE CODE:23 52 FOR LED MODULES USE
DONGGUAN GUANQING ELECTRONICS CO., LTD Ta:40℃
C ETL US
LISTED
Intertek
5009611

Fig. 10