THE BOX CONTAINS

Microphone

Audio Cable

Manual

Charging Converter

Manual

PRODUCT FUNCTION

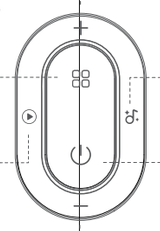

Press to Switch
Accompaniment/Mic/Echo
Hold to Record

Music Volume +
Mic Volume +
Echo +

Press: Play/
Pause
Hold:Sleep Aid

Press To Swith Sound
Hold To Start Vocal
Elimination

Music Volume -
Mic Volume -
Echo -

Press: Switch Light
Effects
Hold: On/Off

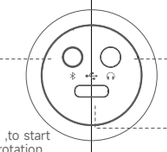

Bluetooth

Press to clear
Bluetooth connection
information

Earphone jack
Support 3.5mm
plug earphones

Type C
Charging: Support
for 5V 2A charging.

Recording: Press the "⊞" ,to start recording when the light rotation. Release the "⊞"recording and press it again to exit the recording. The maximum recording duration is 60 seconds.

CONNECTION & USE

1.Connect to your phone via Bluetooth to Karaoke.

1)Use your phone to search for microphone Bluetooth (Puremic MagicMic M7), and connect;
2) Mobile phone playing music, then you can start singing;
3) Press the function key or "+/-" key to adjust Mic, accompaniment and Echo.

2.Microphone connects to mobile phone recording/live broadcast.

1) Use cable to connect the microphone to the phone, as ①shown;
2) Connect the wired earphone to the microphone 3.5mm jack, as ②shown;
3) Open the mobile phone's APP to record songs.

Microphone recording cannot be used in Bluetooth mode.
To ensure the recording quality, use a cable to connect to a mobile phone.

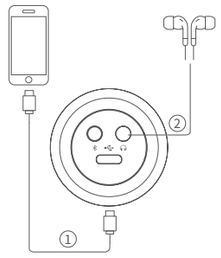

FCC STATEMENT

NOTE: This equipment has been tested and found to comply with the limits for a Class B digital device, pursuant to part 15 of the FCC Rules. These limits are designed to provide reasonable protection against harmful interference in a residential installation. This equipment generates uses and can radiate radio frequency energy and, if not installed and used in accordance with the instructions, may cause harmful interference to radio communications.

However, there is no guarantee that interference will not occur in a particular installation. If this equipment does cause harmful interference to radio or television reception, which can be determined by turning the equipment off and on, the user is encouraged to try to correct the interference by one or more of the following measures.
- Reorient or relocate the receiving antenna.
- Increase the separation between the equipment and receiver.
- Connect the equipment into an outlet on a circuit different from that to which the receiver is connected.
- Consult the dealer or an experienced radio/TV technician for help.

Changes or modifications not expressly approved by the party responsible for compliance could void the user's authority to operate the equipment.
This device complies with Part 15 of the FCC Rules. Operation is subject to the following two conditions:
(1) This device may not cause harmful interference, and (2) This device must accept any interference received, including interference that may cause undesired operation.
FCC ID: 2A7ZR-M7AMZ7
The device has been evaluated to meet general RF exposure requirment, The device can be used inportable exposure condition without restriction.

INTELLIGENT INTERACTION

1.Take a pat: Start sleep aid mode

Tap on top of the microphone twice in a row (or Holding press the sleep aid button), the microphone will automatically play the sleep aid Music.

2.Shake: plays interactive sound effects

Shake the microphone twice in any direction, and the microphone will play its different interactive sound effects.

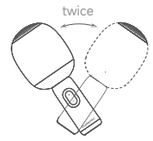

105

315

45

Shanghai Loostone Information
Technology Co., Ltd
SJTU Park Songjiang District, Shanghai

www.loostone.com

Microphone Parameters

Product model	MS-M7
Microphone Mode	ϕ16mm capacity
Signal/Noise ratio	＞75dB
Battery Capacity	3.7V@2600mAh
Loudspeaker unit	2in full frequency speaker *2+PR*2
The speaker power	2x8W
Bluetooth	Support
Bluetooth name	Puremic MagicMic M7
Charging Interface	Type C
The communication distance	10m(open and barrier-free environment)
Frequency response range	100Hz-18KHz
Microphone Dimensions	ϕ100*185mm
Weight	450g

Safety Information

Thank you so much for purchasing Puremic Puremic MagicMic M7. Before using MagicMic M7, please read this manual carefully. Pay attention to the safety of use, correctly operated to avoid unnecessary losses.

Warning:
1.In case of smoke or other abnormal state of the machine, please pull out the power plug immediately and contact the local dealer for repair to avoid fire and other hazards.
2.If there is water flow in the machine, please cut off the power contact the local dealer for repair to avoid electric shock and other dangers. supply of the machine and
3.In case of foreign matter falling into the machine, please cut off the power supply of the machine and contact the local dealer for repair. Never disassemble or reassemble the machine without authorization, otherwise the components of the machine will be damaged or there will be the danger of electric shock.

Name and content of hazardous substances in the product

Part name	Hazardous substances					
	Pb	Hg	Cd	Cr+6	PBB	PBDE
PCBA	×	o	o	o	o	o
Plastic part	o	o	o	o	o	o
Metal part	×	o	o	o	o	o
Connection line	×	o	o	o	o	o

The form is prepared according to the stipulation of SJ/T 11364

o: It signifies that the content for such hazardous substance in all the homogeneous material of the part is lower than the limit stipulated in GB/T26572.

×: It means that the content for such hazardous substance in at least one of the homogeneous material of the part exceeds the limit stipulated in GB/T26572.

Note: The environmental design concept of the product has been brought the hazardous substances under control effectively. "×"It means that the hazardous substances cannot be replaced for now restricted by the technical development level.

Environmental protection service life

The identification duration (ten years) indicates that the hazardous substances inside the electronic and electrical products will not leak or mutate under normal service conditions. It is a duration that will not cause severe pollution to the environment or serious damage to people and their property for the use of such products.

PUREMIC

Puremic MagicMic M7

SOUND BY
vifa

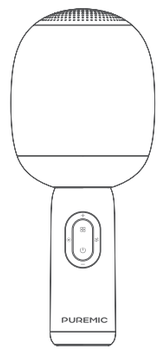

User Manual

V1.0

105

45

315