PEM201
Remote Control Manual

Product introduction

Poyal PEM 201 wall switch is a 86-type single-button curtain control product. Users do not need wiring in the wall, and can stall it at a distance or in a dark box. It can control the Poyal curtain system with one button.

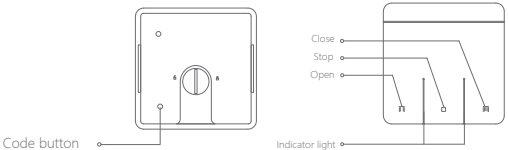

Technical data

- Power: 3V (CR2032)
- Frequency: 433.92MHz
- Working current : ≤20mA
- Working temperature: -20℃ ~ +60℃
- Product size: 86 * 86 * 16.8mm
- Battery specification: CR2032*1

Warning

- Keep away from moisture and impact to extend the service life.
- Check whether the battery needs to be replaced,when it becomes less sensitive.
- Press any button for more than 10 seconds, the wall switch will stop sending wireless signals.
- Please dispose of used batteries properly.

Packing list

Switch*1 PE bag*1 Instruction*1 Rear base*1

PEM202
Remote Control Manual

Product introduction

Poyal PEM 202 wall switch is a 86-type dual-button curtain control product. Users do not need wiring in the wall, and can stall it at a distance or in a dark box. It can control the Poyal curtain system with one button.

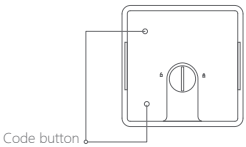

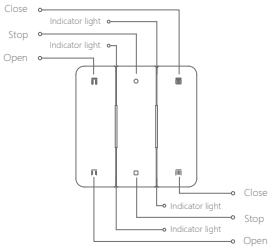

Technical data

- Power: 3V (CR2032)
- Frequency: 433.92MHz
- Working current : ≤20mA
- Working temperature: -20℃ ~ +60℃
- Product size: 86 * 86 * 16.8mm
- Battery specification: CR2032*1

Warning

- Keep away from moisture and impact to extend the service life.
- Check whether the battery needs to be replaced,when it becomes less sensitive.
- Press any button for more than 10 seconds, the wall switch will stop sending wireless signals.
- Please dispose of used batteries properly.

Packing list

Switch*1

PE bag*1

Instruction*1

Rear base*1

EU DECLARATION OF CONFORMITY

in accordance with
Annex VI of Directive 2014/53/EU of the European Parliament and of the Council

1. For the following Radio equipment:
Product name / Number (s): Remote Control / PEM202, PEM201
Trade name or Brand: POYAL
Software / Hardware number: V4.0/V1.0

2. Name and address of the manufacturer: Zhejiang General Light Curtain Co.,LTD.
Manufacturer: Xin Tang Tou Village, Xin Jie Town, Xiao Shan District,HangZhou City, Zhe Jiang Province, China



3. This declaration of conformity is issued under the sole responsibility of the Manufacturer.

4. Object of the declaration (identification of the radio equipment allowing traceability; it may include a colour image of sufficient clarity where necessary for the identification of the radio equipment):

5. The object of the declaration described above is in conformity with the relevant Union harmonization legislation:
Directive 2014/53/EU (RED)

6. References to the relevant harmonized standards used or references to the other technical specifications in relation to which conformity is declared:

Article 3.3:N/A

Article 3.2:
ETSI EN 300 220-1 V3.1.1 (2017-02)

ETSI EN 300 220-2 V3.2.1 (2018-06)

Article 3.1b:
ETSI EN 301 489-1 V2.2.3 (2019-11)

ETSI EN 301 489-3 V2.1.2 (2021-03)

Article 3.1a Health:
EN 50663:2017

Article 3.1a Electrical Safety:
EN IEC 62368-1:2020+A11:2020
IEC 62368-1: 2018

7. Notified Body Name: Eurofins Electrical and Electronic Testing NA, Inc.

Notified Body Number: 0980
Notified Body Assessment Performed: Module B/C on Article 3.1a, 3.1b, 3.2 and 3.3

Technical File Identification Number: N/A

8. Where applicable, description of accessories and components, including software, which allow the radio equipment to operate as intended and covered by the EU declaration of conformity: User instructions are provided in the User Manual. The Software and Hardware versions are specified above.

9. Additional information:
Referring to Article 10.2 of the Directive, this equipment is so constructed that it can be operated in all Member States, without infringing applicable requirements on the use of radio spectrum.
Referring to Article 10.10 of the Directive, there are no restrictions on putting this equipment into service or of requirements for authorisation of use. Please refer to the User Manual for details.

On behalf of:

Date 2025-05-09

Signature

Guo Lei

Name: Lei guo

Title: Manager

Manufacturer: Zhejiang General Light Curtain Co.,LTD.

Address: Xin Tang Tou Village, Xin Jie Town, Xiao Shan District,

HangZhou City, Zhe Jiang Province, China

CE Maintenance

1.EUT Operating temperature range: -20° C to 40° C .

2.Input: 3V（CR2032）

3.The device complies with RF specifications when the device used at 5mm from your body.

4. Operating frequency:433.92MHz

5. Max. Transmitting Power:-14.22 dBm

Declaration of Conformity

Zhejiang General Light Curtain Co.,LTD. hereby declares that this Remote Control is in compliance with the essential requirements and other relevant provisions of Directive 2014/53/EU.In accordance with Article 10(2) and Article 10(10),This product is allowed to be used in all EU member states.

CE

Importer:XXXXXX

Importer Address:XXXXXX

FCC Warning

This device complies with part 15 of the FCC Rules. Operation is subject to the following two conditions: (1) This device may not cause harmful interference, and (2) this device must accept any interference received, including interference that may cause undesired operation.

Any Changes or modifications not expressly approved by the party responsible for compliance could void the user's authority to operate the equipment.

Note: This equipment has been tested and found to comply with the limits for a Class B digital device, pursuant to part 15 of the FCC Rules. These limits are designed to provide reasonable protection against harmful interference in a residential installation. This equipment generates uses and can radiate radio frequency energy and, if not installed and used in accordance with the instructions, may cause harmful interference to radio communications. However, there is no guarantee that interference will not occur in a particular installation. If this equipment does cause harmful interference to radio or television reception, which can be determined by turning the equipment off and on, the user is encouraged to try to correct the interference by one or more of the following measures:

-Reorient or relocate the receiving antenna.

-Increase the separation between the equipment and receiver.

-Connect the equipment into an outlet on a circuit different from that to which the receiver is connected.

-Consult the dealer or an experienced radio/TV technician for help.