EUT Internal Photos

Model: 100-FRM

Figure 14

Internal View (Removed Front Frame)



Figure 15

Internal View (Removed Back Cover)



Figure 16
Internal View



Figure 17
Internal (Panel, Label View)

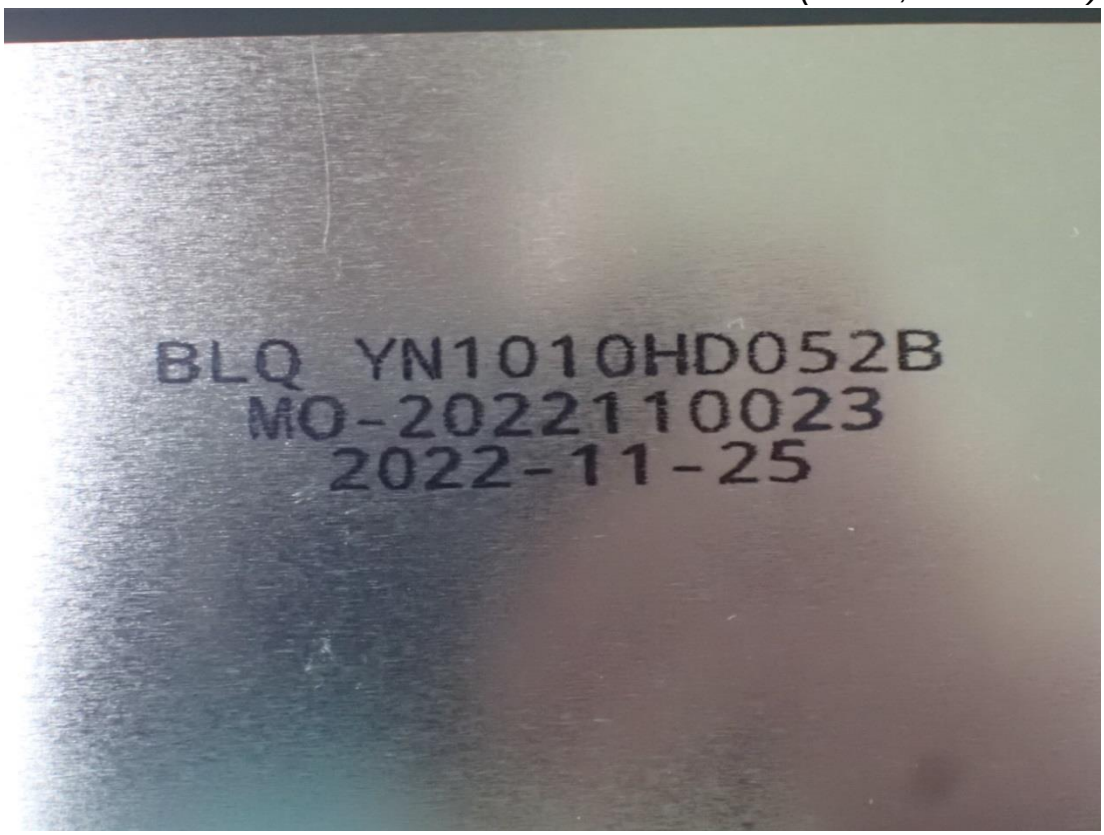

Figure 18
Internal



Figure 19
Internal



Figure 20
Internal (Speakers)



Figure 21
Internal View (Main Board, Front View)



Figure 22
Internal View (Main Board, Back View)



Figure 23
Internal View (WLAN Module, Front View)



Figure 24
Internal View (WLAN Module, Front View/Removed Shielded Cover)



Figure 25
Internal View (WLAN Module, Back View)



Figure 26
Internal View (RF Antenna)



Figure 27
Internal View (RF Antenna, Front View)



Figure 28

Internal View (RF Antenna, Back View)



Model: 100-CAL

Figure 29

Internal View (Removed Back Cover)



Figure 30
Internal View



Figure 31
Internal (Panel, Label View)

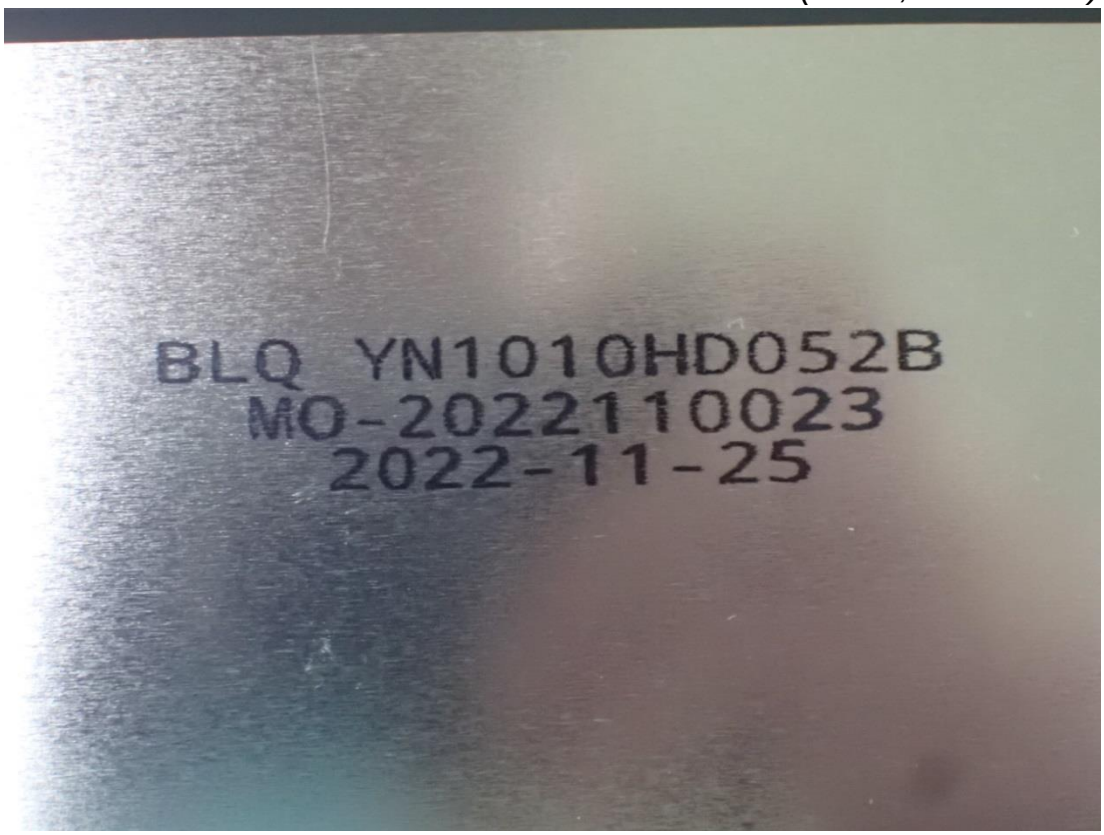

Figure 32
Internal



Figure 33
Internal



Figure 34
Internal (Speakers)



Figure 35
Internal View (Main Board, Front View)



Figure 36
Internal View (Main Board, Back View)



Figure 37
Internal View (WLAN Module, Front View)



Figure 38
Internal View (WLAN Module, Front View/Removed Shielded Cover)



Figure 39
Internal View (WLAN Module, Back View)



Figure 40
Internal View (RF Antenna)



Figure 41
Internal View (RF Antenna, Front View)



Figure 42
Internal View (RF Antenna, Back View)



Figure 43
I.T.E Power Supply (Front View)



Figure 44
I.T.E Power Supply (Back View)



Figure 45
I.T.E Power Supply (Label View)