AppendixA: 20dB Emission Bandwidth

Test Result

Test Mode	Antenna	Frequency (MHz)	20dB EBW (MHz)	FL (MHz)	FH (MHz)	Limit (MHz)	Verdict
DH5	Ant1	2402	1.04	2401.439	2402.575	/	/
DH5	Ant1	2441	1.04	2440.442	2441.557	/	/
DH5	Ant1	2480	1.04	2479.439	2480.527	/	/
2DH5	Ant1	2402	1.19	2401.379	2402.574	/	/
2DH5	Ant1	2441	1.18	2440.379	2441.566	/	/
2DH5	Ant1	2480	1.19	2479.376	2480.568	/	/
3DH5	Ant1	2402	1.21	2401.379	2402.457	/	/
3DH5	Ant1	2441	1.22	2440.373	2441.475	/	/
3DH5	Ant1	2480	1.21	2479.376	2480.467	/	/

Test Graphs

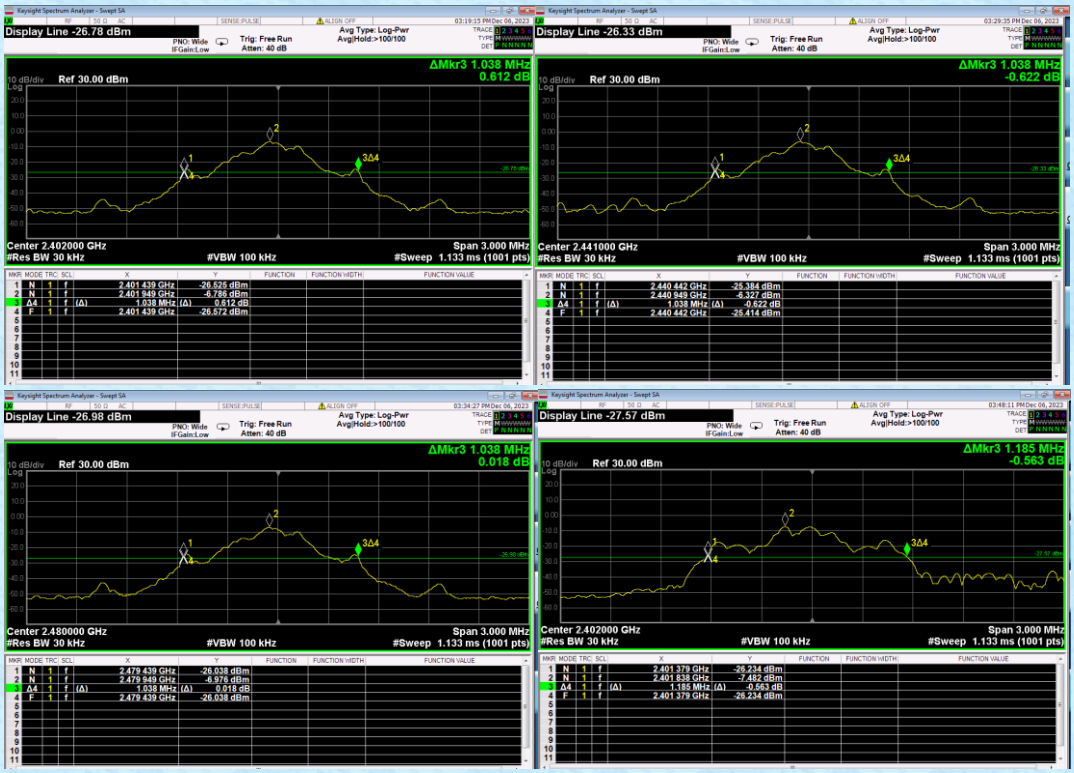

Display Line -27.02 dBm
ΔMkr3 1.179 MHz
-0.221 dB
Ref 30.00 dBm
Center 2.441000 GHz
#Res BW 30 kHz
#VBW 100 kHz
Span 3.000 MHz
#Sweep 1.133 ms (1001 pts)

Display Line -27.17 dBm
ΔMkr3 1.185 MHz
0.137 dB
Ref 30.00 dBm
Center 2.480000 GHz
#Res BW 30 kHz
#VBW 100 kHz
Span 3.000 MHz
#Sweep 1.133 ms (1001 pts)

Display Line -27.75 dBm
ΔMkr3 1.206 MHz
0.600 dB
Ref 30.00 dBm
Center 2.402000 GHz
#Res BW 30 kHz
#VBW 100 kHz
Span 3.000 MHz
#Sweep 1.133 ms (1001 pts)

Display Line -27.07 dBm
ΔMkr3 1.215 MHz
0.714 dB
Ref 30.00 dBm
Center 2.441000 GHz
#Res BW 30 kHz
#VBW 100 kHz
Span 3.000 MHz
#Sweep 1.133 ms (1001 pts)

Display Line -27.96 dBm
ΔMkr3 1.209 MHz
0.217 dB
Ref 30.00 dBm
Center 2.480000 GHz
#Res BW 30 kHz
#VBW 100 kHz
Span 3.000 MHz
#Sweep 1.133 ms (1001 pts)

AppendixB: Occupied Channel Bandwidth

Test Result

Test Mode	Antenna	Frequency (MHz)	OCB (MHz)	FL (MHz)	FH (MHz)	Limit [MHz]	Verdict
DH5	Ant1	2402	0.98064	2401.4625	2402.4542	/	/
DH5	Ant1	2441	0.98366	2440.4643	2441.4554	/	/
DH5	Ant1	2480	0.98369	2479.4664	2480.4555	/	/
2DH5	Ant1	2402	1.0989	2401.4675	2402.4574	/	/
2DH5	Ant1	2441	1.1002	2440.4621	2441.4564	/	/
2DH5	Ant1	2480	1.0976	2479.4634	2480.4564	/	/
3DH5	Ant1	2402	1.1311	2401.4626	2402.4553	/	/
3DH5	Ant1	2441	1.1325	2440.4646	2441.4523	/	/
3DH5	Ant1	2480	1.1323	2479.4654	2480.4527	/	/

Test Graphs

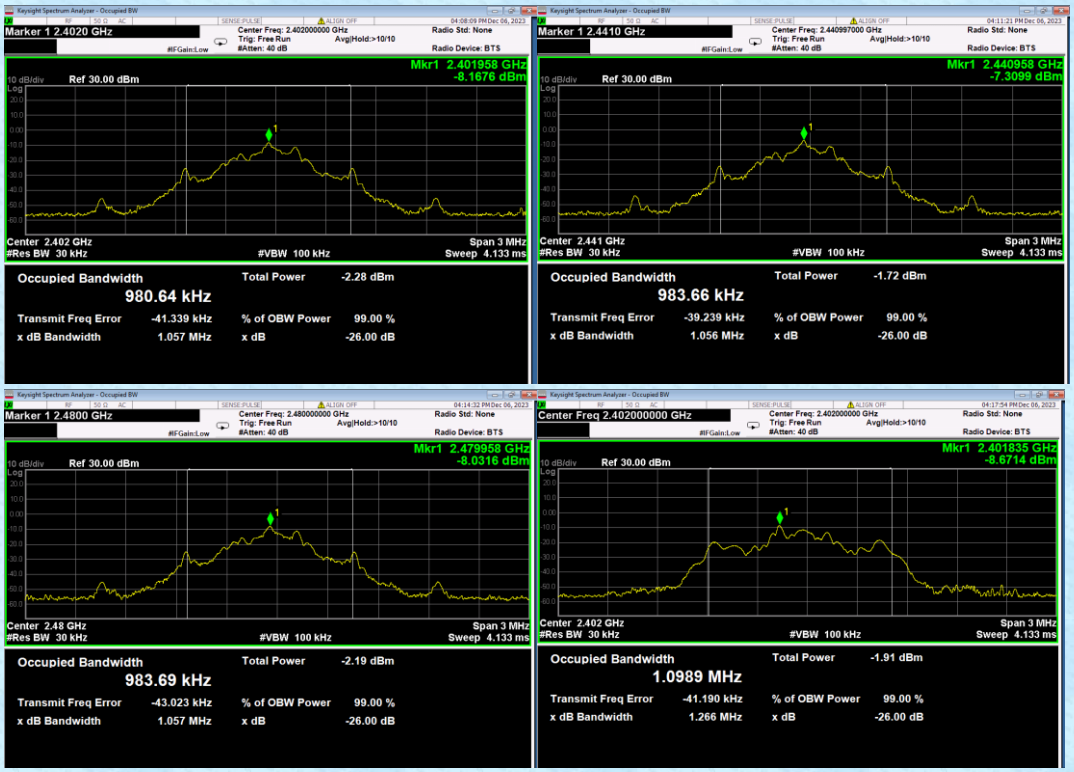

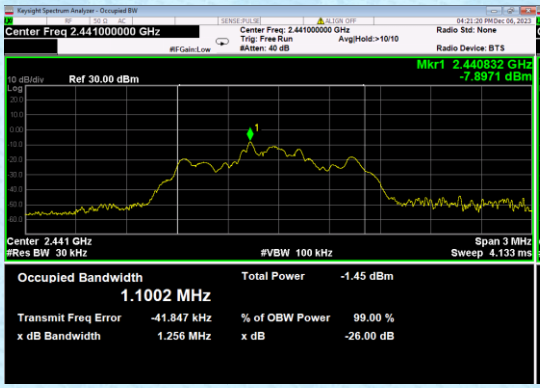
Center Freq 2.441000000 GHz
Ref 30.00 dBm
Mkr1 2.440832 GHz
-7.8971 dBm
Center 2.441 GHz
#Res BW 30 kHz
#VBW 100 kHz
Span 3 MHz
Sweep 4.133 ms
Occupied Bandwidth
1.1002 MHz
Total Power -1.45 dBm
Transmit Freq Error -41.847 kHz
% of OBW Power 99.00 %
x dB Bandwidth 1.256 MHz
x dB -26.00 dB

Center Freq 2.480000000 GHz
Ref 30.00 dBm
Mkr1 2.479832 GHz
-8.3700 dBm
Center 2.48 GHz
#Res BW 30 kHz
#VBW 100 kHz
Span 3 MHz
Sweep 4.133 ms
Occupied Bandwidth
1.0976 MHz
Total Power -1.78 dBm
Transmit Freq Error -43.957 kHz
% of OBW Power 99.00 %
x dB Bandwidth 1.263 MHz
x dB -26.00 dB

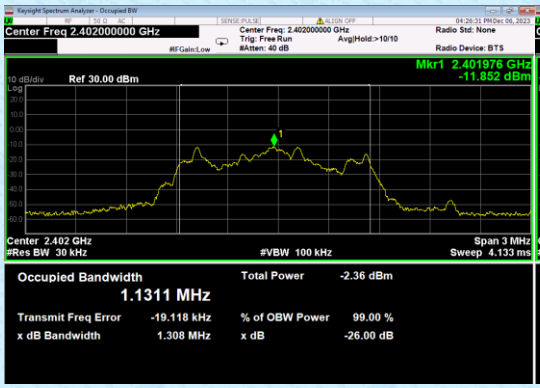
Center Freq 2.402000000 GHz
Ref 30.00 dBm
Mkr1 2.401976 GHz
-11.852 dBm
Center 2.402 GHz
#Res BW 30 kHz
#VBW 100 kHz
Span 3 MHz
Sweep 4.133 ms
Occupied Bandwidth
1.1311 MHz
Total Power -2.36 dBm
Transmit Freq Error -19.118 kHz
% of OBW Power 99.00 %
x dB Bandwidth 1.308 MHz
x dB -26.00 dB

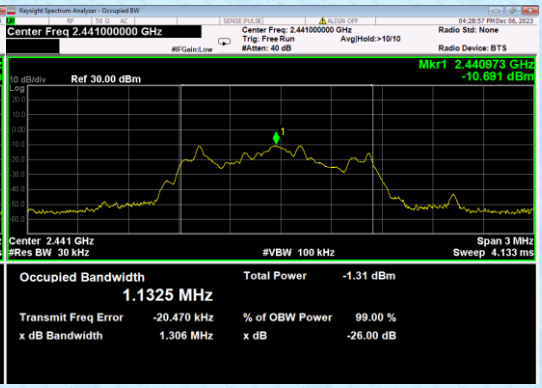
Center Freq 2.441000000 GHz
Ref 30.00 dBm
Mkr1 2.440973 GHz
-10.691 dBm
Center 2.441 GHz
#Res BW 30 kHz
#VBW 100 kHz
Span 3 MHz
Sweep 4.133 ms
Occupied Bandwidth
1.1325 MHz
Total Power -1.31 dBm
Transmit Freq Error -20.470 kHz
% of OBW Power 99.00 %
x dB Bandwidth 1.306 MHz
x dB -26.00 dB

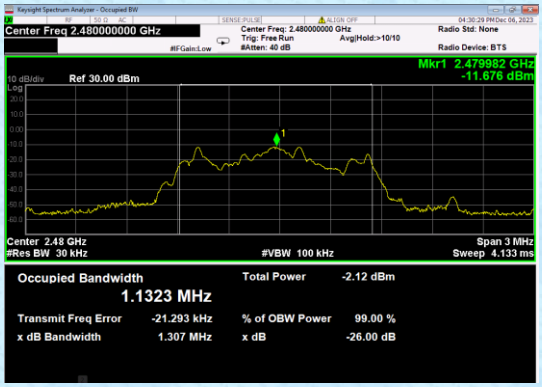
Center Freq 2.480000000 GHz
Ref 30.00 dBm
Mkr1 2.479982 GHz
-11.676 dBm
Center 2.48 GHz
#Res BW 30 kHz
#VBW 100 kHz
Span 3 MHz
Sweep 4.133 ms
Occupied Bandwidth
1.1323 MHz
Total Power -2.12 dBm
Transmit Freq Error -21.293 kHz
% of OBW Power 99.00 %
x dB Bandwidth 1.307 MHz
x dB -26.00 dB

AppendixC: Maximum conducted output power

Test Result Peak

Test Mode	Antenna	Frequency (MHz)	Conducted Peak Power (dBm)	Conducted Limit (dBm)	Verdict
DH5	Ant1	2402	-7.92	≤30	PASS
DH5	Ant1	2441	-6.71	≤30	PASS
DH5	Ant1	2480	-7.41	≤30	PASS
2DH5	Ant1	2402	-6.02	≤20.97	PASS
2DH5	Ant1	2441	-5.13	≤20.97	PASS
2DH5	Ant1	2480	-5.65	≤20.97	PASS
3DH5	Ant1	2402	-5.94	≤20.97	PASS
3DH5	Ant1	2441	-4.89	≤20.97	PASS
3DH5	Ant1	2480	-5.57	≤20.97	PASS

Test Graphs

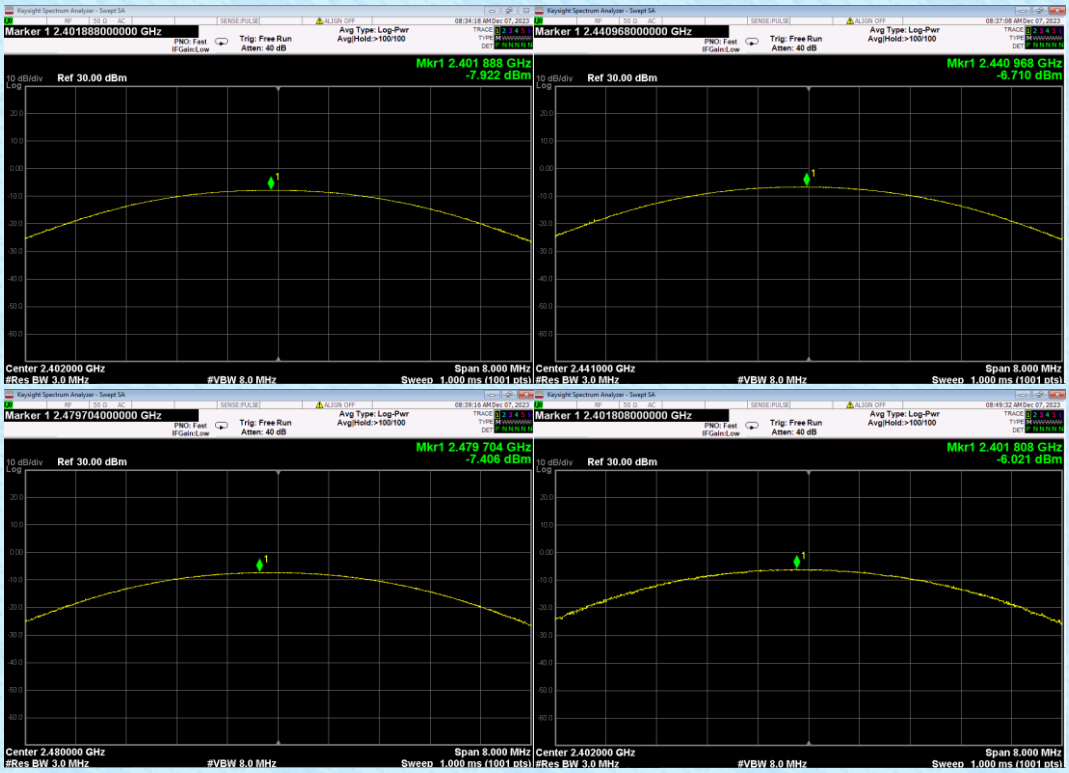

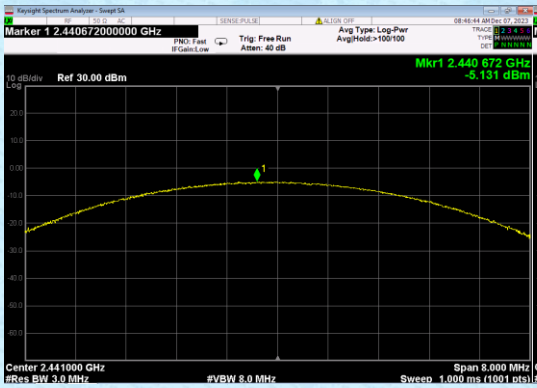
Marker 1 2.440672000000 GHz
Mkr1 2.440 672 GHz
-5.131 dBm
Ref 30.00 dBm
Center 2.441000 GHz
#Res BW 3.0 MHz
#VBW 8.0 MHz
Span 8.000 MHz
Sweep 1.000 ms (1001 pts)

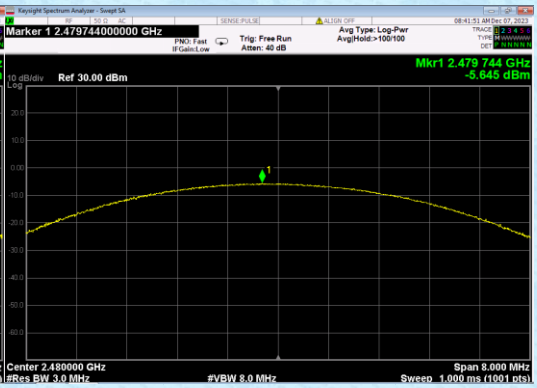
Marker 1 2.479744000000 GHz
Mkr1 2.479 744 GHz
-5.645 dBm
Ref 30.00 dBm
Center 2.480000 GHz
#Res BW 3.0 MHz
#VBW 8.0 MHz
Span 8.000 MHz
Sweep 1.000 ms (1001 pts)

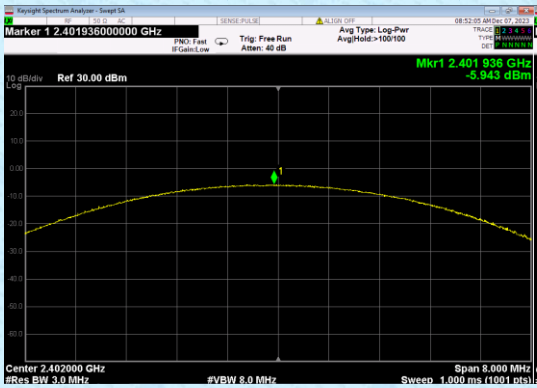
Marker 1 2.401936000000 GHz
Mkr1 2.401 936 GHz
-5.943 dBm
Ref 30.00 dBm
Center 2.402000 GHz
#Res BW 3.0 MHz
#VBW 8.0 MHz
Span 8.000 MHz
Sweep 1.000 ms (1001 pts)

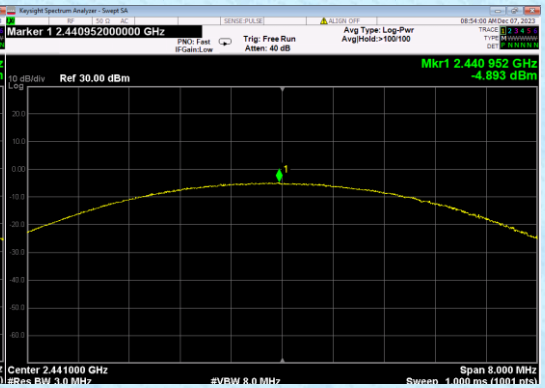
Marker 1 2.440952000000 GHz
Mkr1 2.440 952 GHz
-4.893 dBm
Ref 30.00 dBm
Center 2.441000 GHz
#Res BW 3.0 MHz
#VBW 8.0 MHz
Span 8.000 MHz
Sweep 1.000 ms (1001 pts)

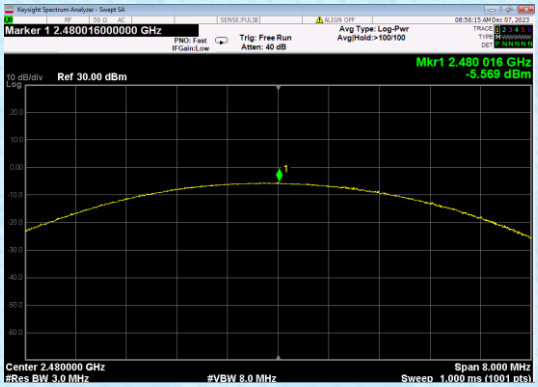
Marker 1 2.480016000000 GHz
Mkr1 2.480 016 GHz
-5.569 dBm
Ref 30.00 dBm
Center 2.480000 GHz
#Res BW 3.0 MHz
#VBW 8.0 MHz
Span 8.000 MHz
Sweep 1.000 ms (1001 pts)

AppendixD: Carrier frequency separation

Test Result

Test Mode	Antenna	Frequency (MHz)	Result (MHz)	Limit (MHz)	Verdict
DH5	Ant1	Hop	1.116	≥1.04	PASS
2DH5	Ant1	Hop	1.102	≥0.793	PASS
3DH5	Ant1	Hop	1.170	≥0.813	PASS

Test Graphs

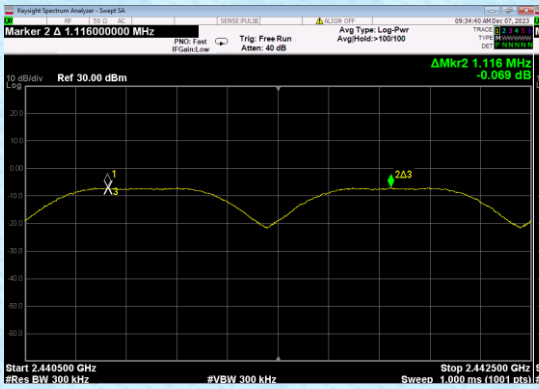

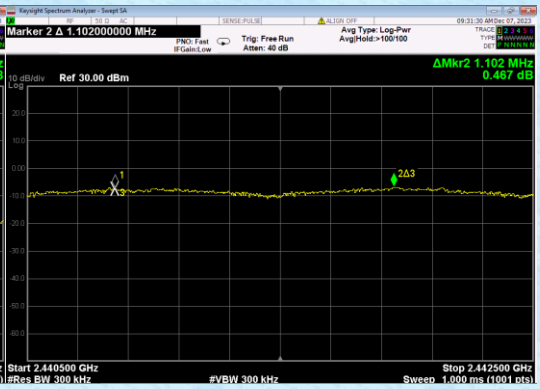

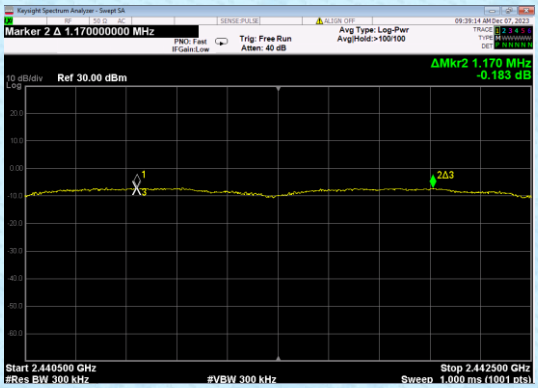

AppendixE: Time of occupancy

Test Result

Test Mode	Antenna	Frequency (MHz)	BurstWidth (ms)	TotalHops (Num)	Result (s)	Limit [dBm]	Verdict
DH5	Ant1	Hop	2.860	106.67	0.305	≤0.4	PASS
DH1	Ant1	Hop	0.380	320	0.121	≤0.4	PASS
DH3	Ant1	Hop	1.640	160	0.263	≤0.4	PASS
2DH5	Ant1	Hop	2.880	106.67	0.307	≤0.4	PASS
2DH1	Ant1	Hop	0.400	320	0.128	≤0.4	PASS
2DH3	Ant1	Hop	1.640	160	0.263	≤0.4	PASS
3DH5	Ant1	Hop	2.880	106.67	0.307	≤0.4	PASS
3DH1	Ant1	Hop	0.400	320	0.128	≤0.4	PASS
3DH3	Ant1	Hop	1.640	160	0.263	≤0.4	PASS

Note:

DH5/2DH5/3DH5: TotalHops=1600/79/6*0.4*79

DH5/2DH5/3DH5: Time of occupancy=TotalHops*(BurstWidth)/1000

DH3/2DH3/3DH3: TotalHops=1600/79/4*0.4*79

DH3/2DH3/3DH3: Time of occupancy=TotalHops*(BurstWidth)/1000

DH1/2DH1/3DH1: TotalHops=1600/79/2*0.4*79

DH1/2DH1/3DH1: Time of occupancy=TotalHops*(BurstWidth)/1000

Test Graphs

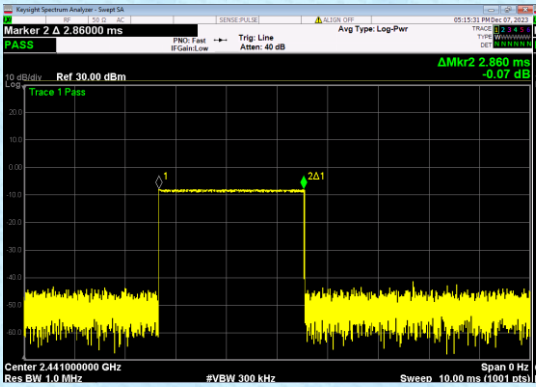
Keysight Spectrum Analyzer - Swept SA
Marker 2 Δ 2.86000 ms
PASS
Avg Type: Log-Pwr
Trig: Line
Atten: 40 dB
ΔMkr2 2.860 ms
-0.07 dB
Ref 30.00 dBm
Trace 1 Pass
Center 2.441000000 GHz
Span 0 Hz
Res BW 1.0 MHz
#VBW 300 kHz
Sweep 10.00 ms (1001 pts)

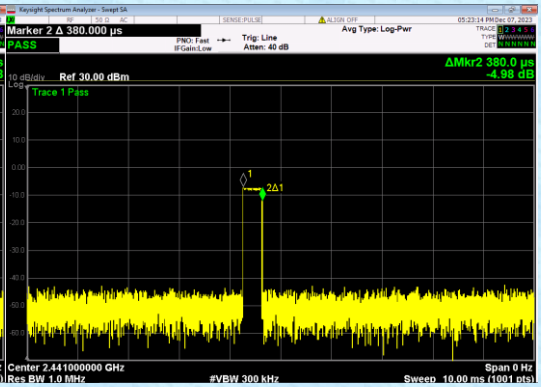
Keysight Spectrum Analyzer - Swept SA
Marker 2 Δ 380.000 µs
PASS
Avg Type: Log-Pwr
Trig: Line
Atten: 40 dB
ΔMkr2 380.0 µs
-4.98 dB
Ref 30.00 dBm
Trace 1 Pass
Center 2.441000000 GHz
Span 0 Hz
Res BW 1.0 MHz
#VBW 300 kHz
Sweep 10.00 ms (1001 pts)

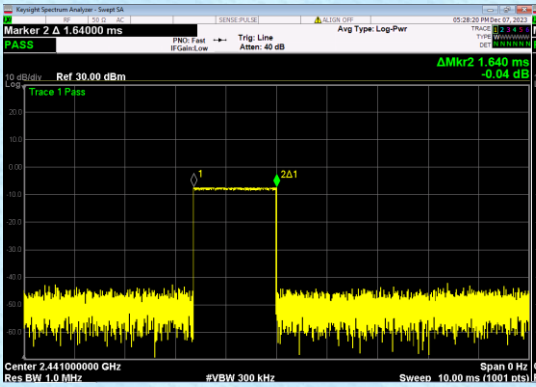
Keysight Spectrum Analyzer - Swept SA
Marker 2 Δ 1.64000 ms
PASS
Avg Type: Log-Pwr
Trig: Line
Atten: 40 dB
ΔMkr2 1.640 ms
-0.04 dB
Ref 30.00 dBm
Trace 1 Pass
Center 2.441000000 GHz
Span 0 Hz
Res BW 1.0 MHz
#VBW 300 kHz
Sweep 10.00 ms (1001 pts)

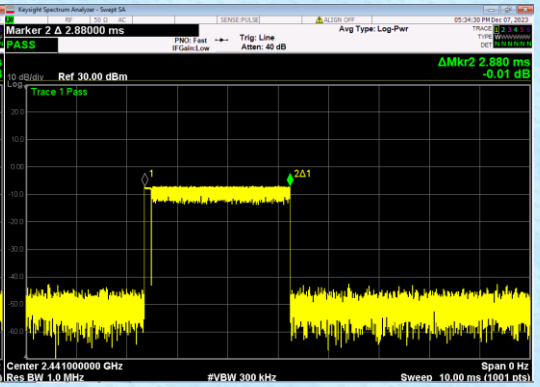
Keysight Spectrum Analyzer - Swept SA
Marker 2 Δ 2.88000 ms
PASS
Avg Type: Log-Pwr
Trig: Line
Atten: 40 dB
ΔMkr2 2.880 ms
-0.01 dB
Ref 30.00 dBm
Trace 1 Pass
Center 2.441000000 GHz
Span 0 Hz
Res BW 1.0 MHz
#VBW 300 kHz
Sweep 10.00 ms (1001 pts)

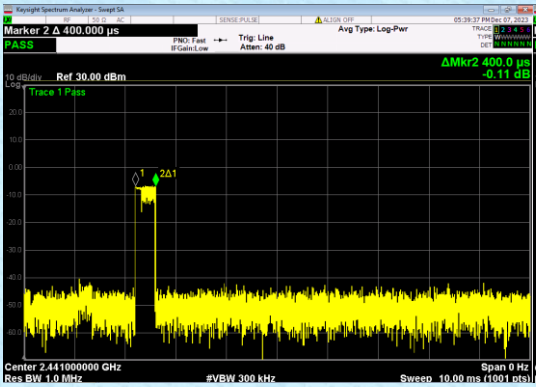
Keysight Spectrum Analyzer - Swept SA
Marker 2 Δ 400.000 µs
PASS
Avg Type: Log-Pwr
Trig: Line
Atten: 40 dB
ΔMkr2 400.0 µs
-0.11 dB
Ref 30.00 dBm
Trace 1 Pass
Center 2.441000000 GHz
Span 0 Hz
Res BW 1.0 MHz
#VBW 300 kHz
Sweep 10.00 ms (1001 pts)

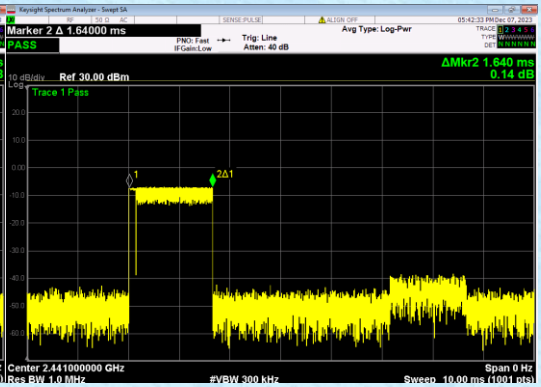
Keysight Spectrum Analyzer - Swept SA
Marker 2 Δ 1.64000 ms
PASS
Avg Type: Log-Pwr
Trig: Line
Atten: 40 dB
ΔMkr2 1.640 ms
0.14 dB
Ref 30.00 dBm
Trace 1 Pass
Center 2.441000000 GHz
Span 0 Hz
Res BW 1.0 MHz
#VBW 300 kHz
Sweep 10.00 ms (1001 pts)

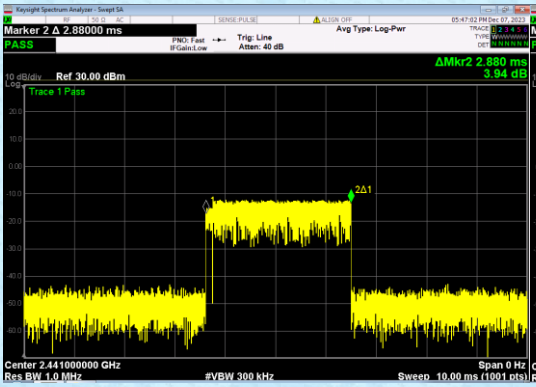
Keysight Spectrum Analyzer - Swept SA
Marker 2 Δ 2.88000 ms
PASS
Avg Type: Log-Pwr
Trig: Line
Atten: 40 dB
ΔMkr2 2.880 ms
3.94 dB
Ref 30.00 dBm
Trace 1 Pass
Center 2.441000000 GHz
Span 0 Hz
Res BW 1.0 MHz
#VBW 300 kHz
Sweep 10.00 ms (1001 pts)

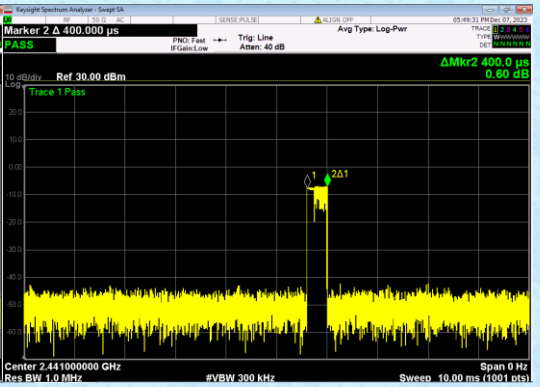
Keysight Spectrum Analyzer - Swept SA
Marker 2 Δ 400.000 µs
PASS
Avg Type: Log-Pwr
Trig: Line
Atten: 40 dB
ΔMkr2 400.0 µs
0.60 dB
Ref 30.00 dBm
Trace 1 Pass
Center 2.441000000 GHz
Span 0 Hz
Res BW 1.0 MHz
#VBW 300 kHz
Sweep 10.00 ms (1001 pts)

Keysight Spectrum Analyzer - Swept SA
Marker 2 Δ 1.64000 ms
PASS
Avg Type: Log-Pwr
Trig: Line
Atten: 40 dB
ΔMkr2 1.640 ms
-0.10 dB
10 dB/div
Ref 30.00 dBm
Trace 1 Pass
Center 2.441000000 GHz
Span 0 Hz
Res BW 1.0 MHz
#VBW 300 kHz
Sweep 10.00 ms (1001 pts)

AppendixF: Number of hopping channels

Test Result

Test Mode	Antenna	Frequency (MHz)	Result (Num)	Limit [Num]	Verdict
DH5	Ant1	Hop	79	≥15	PASS
2DH5	Ant1	Hop	79	≥15	PASS
3DH5	Ant1	Hop	79	≥15	PASS

Test Graphs

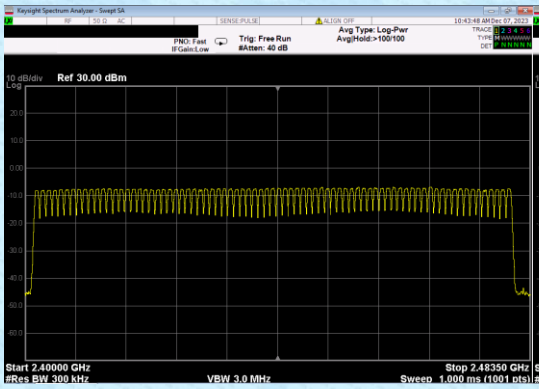

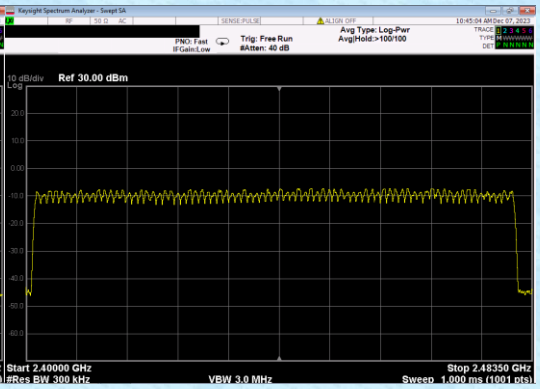

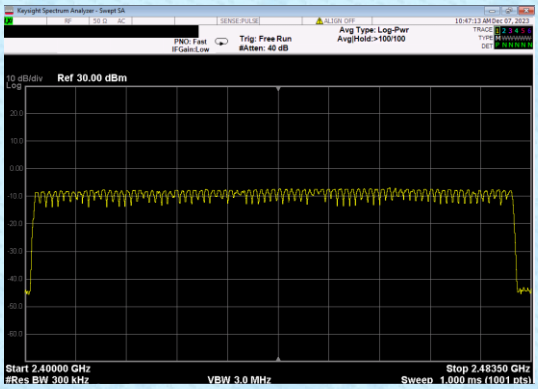

AppendixG: Band edge measurements

Test Result

Test Mode	Antenna	ChName	Frequency (MHz)	RefLevel (dBm)	Result (dBm)	Limit (dBm)	Verdict
DH5	Ant1	Low	2402	-6.39	-64.28	≤-26.39	PASS
DH5	Ant1	High	2480	-6.69	-71.95	≤-26.69	PASS
2DH5	Ant1	Low	2402	-6.24	-62.41	≤-26.24	PASS
2DH5	Ant1	High	2480	-7.52	-72.58	≤-27.52	PASS
3DH5	Ant1	Low	2402	-7.36	-61.37	≤-27.36	PASS
3DH5	Ant1	High	2480	-7.56	-72.07	≤-27.61	PASS
DH5	Ant1	Low	Hop_2402	-6.38	-65.75	≤-26.38	PASS
DH5	Ant1	High	Hop_2480	-6.80	-73.84	≤-26.80	PASS
2DH5	Ant1	Low	Hop_2402	-7.04	-66.17	≤-27.04	PASS
2DH5	Ant1	High	Hop_2480	-7.78	-73.39	≤-27.79	PASS
3DH5	Ant1	Low	Hop_2402	-7.42	-64.35	≤-27.42	PASS
3DH5	Ant1	High	Hop_2480	-7.42	-70.27	≤-27.42	PASS

Test Graphs

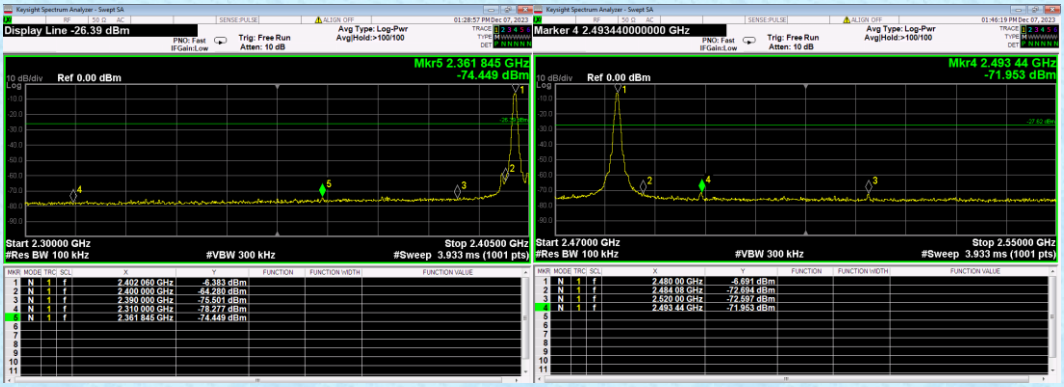

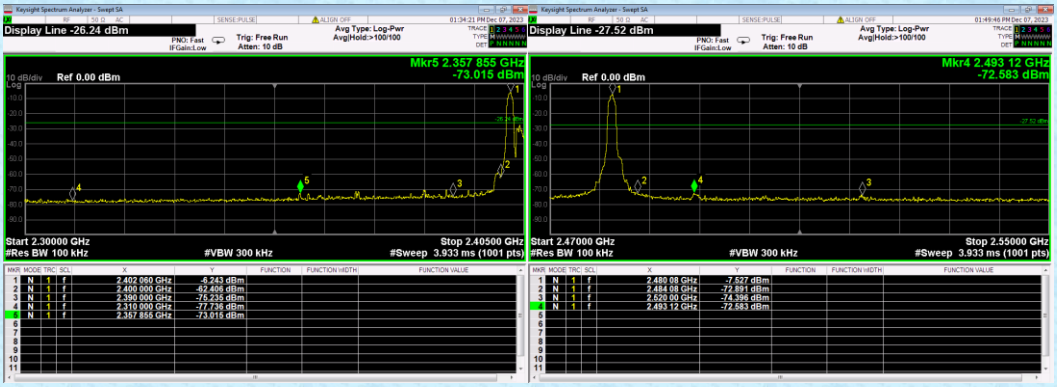

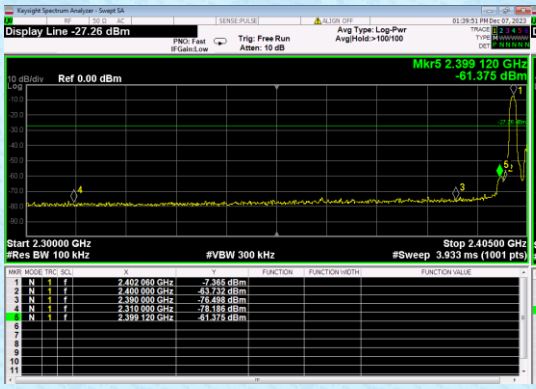
Display Line -27.26 dBm
Mkr5 2.399 120 GHz
-61.375 dBm
Start 2.30000 GHz
#Res BW 100 kHz
#VBW 300 kHz
Stop 2.40500 GHz
#Sweep 3.933 ms (1001 pts)

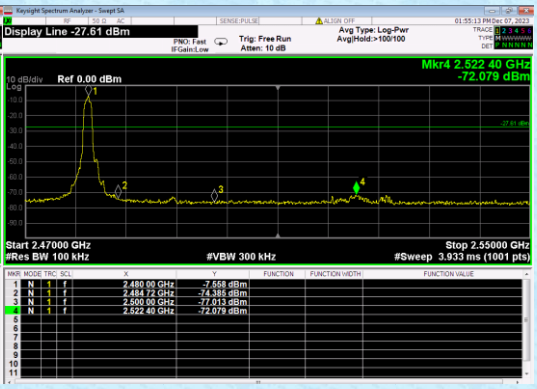
Display Line -27.61 dBm
Mkr4 2.522 40 GHz
-72.079 dBm
Start 2.47000 GHz
#Res BW 100 kHz
#VBW 300 kHz
Stop 2.55000 GHz
#Sweep 3.933 ms (1001 pts)

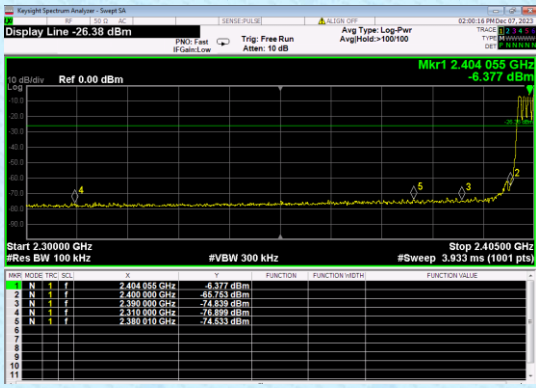
Display Line -26.38 dBm
Mkr1 2.404 055 GHz
-6.377 dBm
Start 2.30000 GHz
#Res BW 100 kHz
#VBW 300 kHz
Stop 2.40500 GHz
#Sweep 3.933 ms (1001 pts)

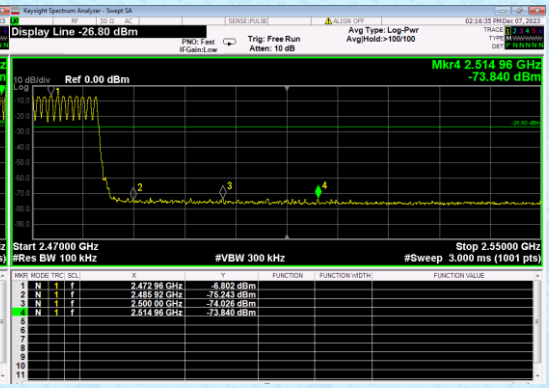
Display Line -26.80 dBm
Mkr4 2.514 96 GHz
-73.840 dBm
Start 2.47000 GHz
#Res BW 100 kHz
#VBW 300 kHz
Stop 2.55000 GHz
#Sweep 3.000 ms (1001 pts)

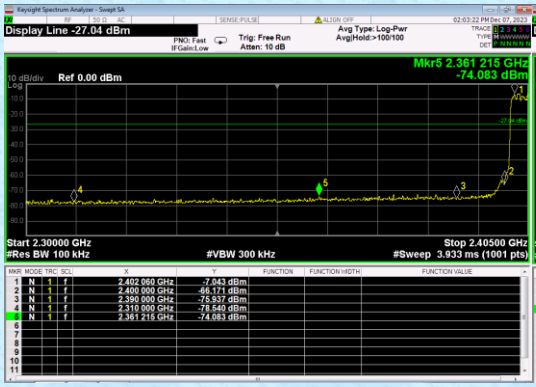
Display Line -27.04 dBm
Mkr5 2.361 215 GHz
-74.083 dBm
Start 2.30000 GHz
#Res BW 100 kHz
#VBW 300 kHz
Stop 2.40500 GHz
#Sweep 3.933 ms (1001 pts)

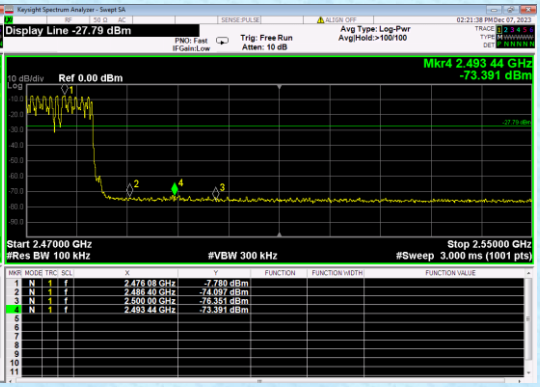
Display Line -27.79 dBm
Mkr4 2.493 44 GHz
-73.391 dBm
Start 2.47000 GHz
#Res BW 100 kHz
#VBW 300 kHz
Stop 2.55000 GHz
#Sweep 3.000 ms (1001 pts)

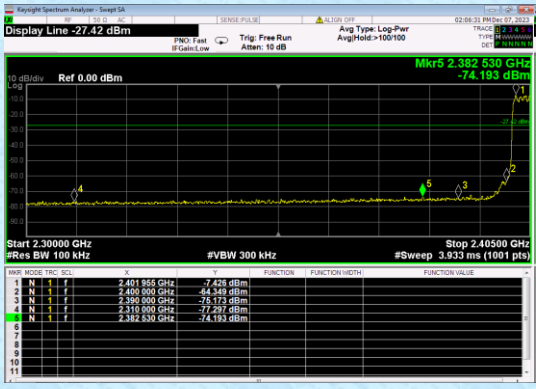
Display Line -27.42 dBm
Mkr5 2.382 530 GHz
-74.193 dBm
Start 2.30000 GHz
#Res BW 100 kHz
#VBW 300 kHz
Stop 2.40500 GHz
#Sweep 3.933 ms (1001 pts)

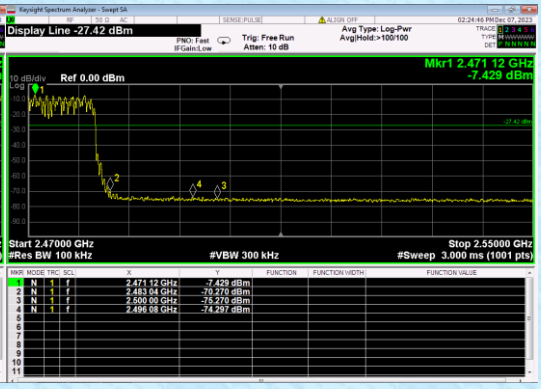
Display Line -27.42 dBm
Mkr1 2.471 12 GHz
-7.429 dBm
Start 2.47000 GHz
#Res BW 100 kHz
#VBW 300 kHz
Stop 2.55000 GHz
#Sweep 3.000 ms (1001 pts)

AppendixH: Conducted Spurious Emission

Test Result

Test Mode	Antenna	Frequency [MHz]	FreqRange (MHz)	RefLevel (dBm)	Result (dBm)	Limit [%]	Verdict
DH5	Ant1	2402	0-Reference	-7.54	-7.54	/	Pass
DH5	Ant1	2402	30-1000	-7.54	-41.65	≤-27.54	Pass
DH5	Ant1	2402	1000-26500	-7.54	-41.66	≤-27.54	Pass
DH5	Ant1	2441	0-Reference	-7.15	-7.15	/	Pass
DH5	Ant1	2441	30-1000	-7.15	-45.05	≤-27.15	Pass
DH5	Ant1	2441	1000-26500	-7.15	-46.64	≤-27.15	Pass
DH5	Ant1	2480	0-Reference	-6.12	-6.12	/	Pass
DH5	Ant1	2480	30-1000	-6.12	-39.95	≤-26.12	Pass
DH5	Ant1	2480	1000-26500	-6.12	-43.36	≤-26.12	Pass
2DH5	Ant1	2402	0-Reference	-7.79	-7.79	/	Pass
2DH5	Ant1	2402	30-1000	-7.79	-35.71	≤-27.79	Pass
2DH5	Ant1	2402	1000-26500	-7.79	-41.57	≤-27.79	Pass
2DH5	Ant1	2441	0-Reference	-7.33	-7.33	/	Pass
2DH5	Ant1	2441	30-1000	-7.33	-37.62	≤-27.33	Pass
2DH5	Ant1	2441	1000-26500	-7.33	-41.44	≤-27.33	Pass
2DH5	Ant1	2480	0-Reference	-7.35	-7.35	/	Pass
2DH5	Ant1	2480	30-1000	-7.35	-37.07	≤-27.35	Pass
2DH5	Ant1	2480	1000-26500	-7.35	-45.68	≤-27.35	Pass
3DH5	Ant1	2402	0-Reference	-7.69	-7.69	/	Pass
3DH5	Ant1	2402	30-1000	-7.69	-42.01	≤-27.69	Pass
3DH5	Ant1	2402	1000-26500	-7.69	-42.71	≤-27.69	Pass
3DH5	Ant1	2441	0-Reference	-7.21	-7.21	/	Pass
3DH5	Ant1	2441	30-1000	-7.21	-38.19	≤-27.21	Pass
3DH5	Ant1	2441	1000-26500	-7.21	-43.98	≤-27.21	Pass
3DH5	Ant1	2480	0-Reference	-7.21	-7.21	/	Pass
3DH5	Ant1	2480	30-1000	-7.21	-40.09	≤-27.21	Pass
3DH5	Ant1	2480	1000-26500	-7.21	-43.52	≤-27.21	Pass

Test Graphs

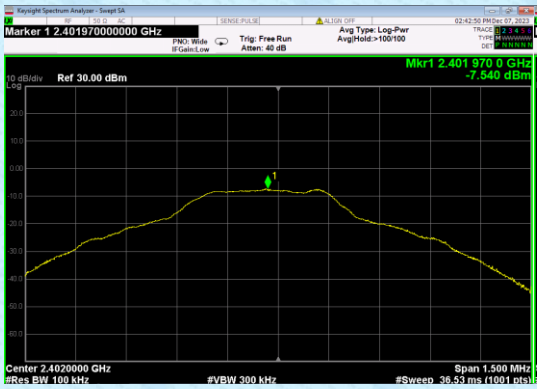
Marker 1 2.401970000000 GHz
Mkr1 2.401 970 0 GHz
-7.540 dBm
Ref 30.00 dBm
Center 2.4020000 GHz
#Res BW 100 kHz
#VBW 300 kHz
Span 1.500 MHz
#Sweep 36.53 ms (1001 pts)

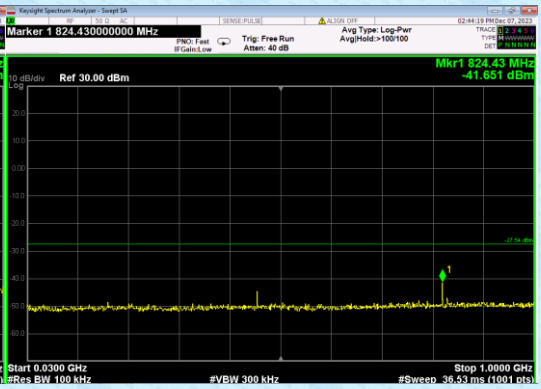
Marker 1 824.430000000 MHz
Mkr1 824.43 MHz
-41.651 dBm
Ref 30.00 dBm
Start 0.0300 GHz
#Res BW 100 kHz
#VBW 300 kHz
Stop 1.0000 GHz
#Sweep 36.53 ms (1001 pts)

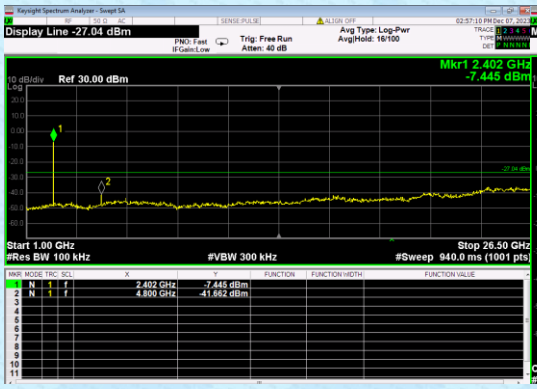
Display Line -27.04 dBm
Mkr1 2.402 GHz
-7.445 dBm
Ref 30.00 dBm
Start 1.00 GHz
#Res BW 100 kHz
#VBW 300 kHz
Stop 26.50 GHz
#Sweep 940.0 ms (1001 pts)
2.402 GHz -7.445 dBm
4.800 GHz -41.662 dBm

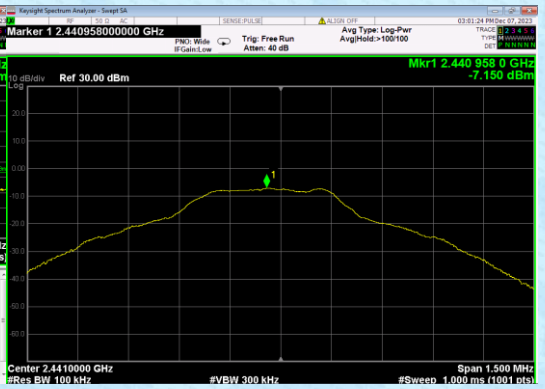
Marker 1 2.440958000000 GHz
Mkr1 2.440 958 0 GHz
-7.150 dBm
Ref 30.00 dBm
Center 2.4410000 GHz
#Res BW 100 kHz
#VBW 300 kHz
Span 1.500 MHz
#Sweep 1.000 ms (1001 pts)

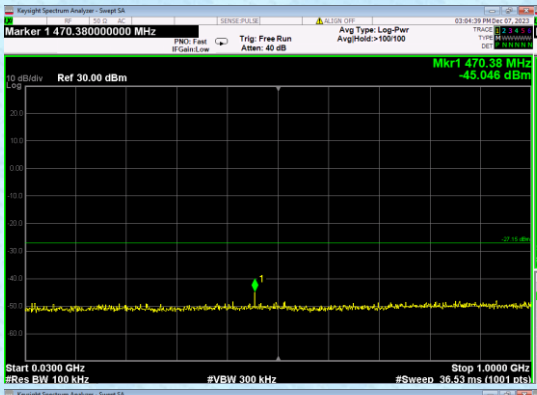
Marker 1 470.380000000 MHz
Mkr1 470.38 MHz
-45.046 dBm
Ref 30.00 dBm
Start 0.0300 GHz
#Res BW 100 kHz
#VBW 300 kHz
Stop 1.0000 GHz
#Sweep 36.53 ms (1001 pts)

Ref Level 30.00 dBm
Mkr2 3.244 GHz
-46.641 dBm
Ref 30.00 dBm
Start 1.00 GHz
#Res BW 100 kHz
#VBW 300 kHz
Stop 26.50 GHz
#Sweep 943.0 ms (1001 pts)
2.441 GHz -7.152 dBm
3.244 GHz -46.641 dBm

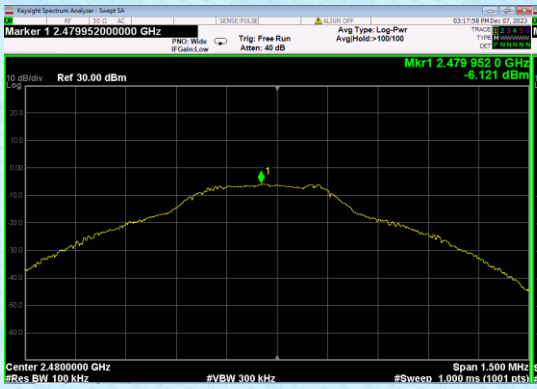
Marker 1 2.479952000000 GHz
Mkr1 2.479 952 0 GHz
-6.121 dBm
Ref 30.00 dBm
Center 2.4800000 GHz
#Res BW 100 kHz
#VBW 300 kHz
Span 1.500 MHz
#Sweep 1.000 ms (1001 pts)

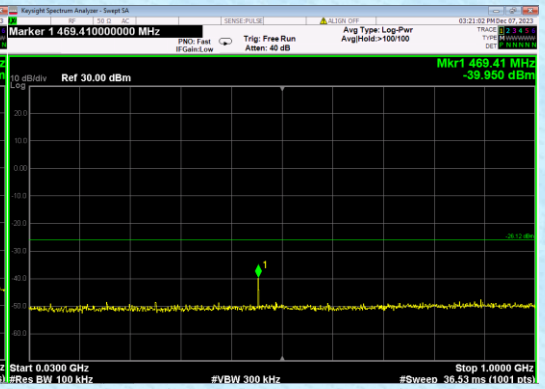
Marker 1 469.410000000 MHz
Mkr1 469.41 MHz
-39.950 dBm
Ref 30.00 dBm
Start 0.0300 GHz
#Res BW 100 kHz
#VBW 300 kHz
Stop 1.0000 GHz
#Sweep 36.53 ms (1001 pts)

Marker 2 3.295000000000 GHz
Mkr2 3.295 GHz
-43.358 dBm
Ref 30.00 dBm
Start 1.00 GHz
#Res BW 100 kHz
#VBW 300 kHz
Stop 26.50 GHz
#Sweep 943.0 ms (1001 pts)

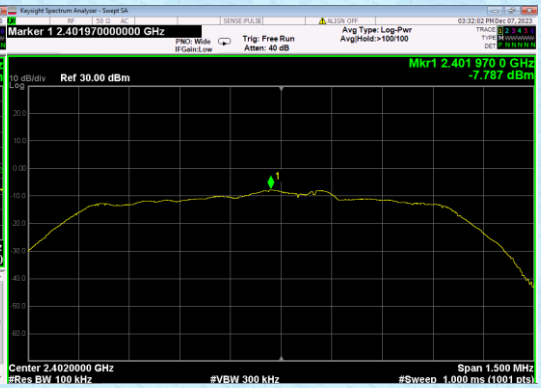
Marker 1 2.401970000000 GHz
Mkr1 2.401 970 0 GHz
-7.787 dBm
Ref 30.00 dBm
Center 2.4020000 GHz
#Res BW 100 kHz
#VBW 300 kHz
Span 1.500 MHz
#Sweep 1.000 ms (1001 pts)

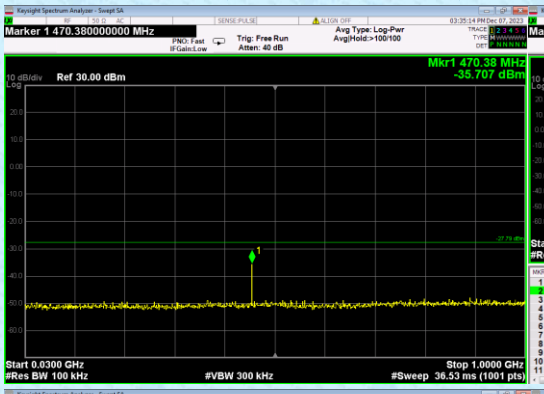
Marker 1 470.380000000 MHz
Mkr1 470.38 MHz
-35.707 dBm
Ref 30.00 dBm
Start 0.0300 GHz
#Res BW 100 kHz
#VBW 300 kHz
Stop 1.0000 GHz
#Sweep 36.53 ms (1001 pts)

Marker 2 4.799500000000 GHz
Mkr2 4.800 GHz
-41.574 dBm
Ref 30.00 dBm
Start 1.00 GHz
#Res BW 100 kHz
#VBW 300 kHz
Stop 26.50 GHz
#Sweep 943.0 ms (1001 pts)

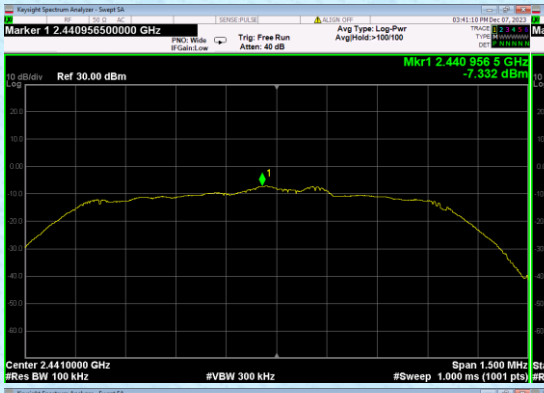
Marker 1 2.440956500000 GHz
Mkr1 2.440 956 5 GHz
-7.332 dBm
Ref 30.00 dBm
Center 2.4410000 GHz
#Res BW 100 kHz
#VBW 300 kHz
Span 1.500 MHz
#Sweep 1.000 ms (1001 pts)

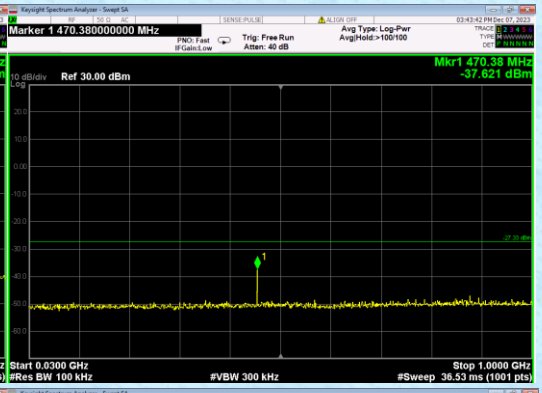
Marker 1 470.380000000 MHz
Mkr1 470.38 MHz
-37.621 dBm
Ref 30.00 dBm
Start 0.0300 GHz
#Res BW 100 kHz
#VBW 300 kHz
Stop 1.0000 GHz
#Sweep 36.53 ms (1001 pts)

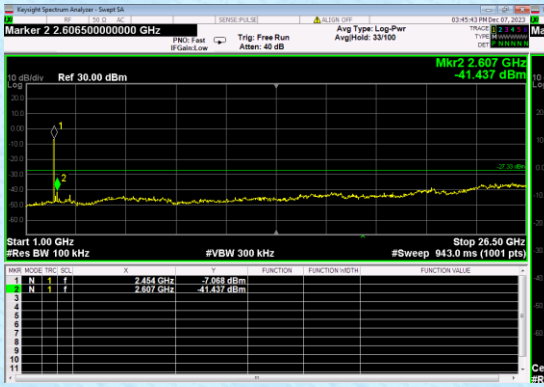
Marker 2 2.606500000000 GHz
Mkr2 2.607 GHz
-41.437 dBm
Ref 30.00 dBm
Start 1.00 GHz
#Res BW 100 kHz
#VBW 300 kHz
Stop 26.50 GHz
#Sweep 943.0 ms (1001 pts)

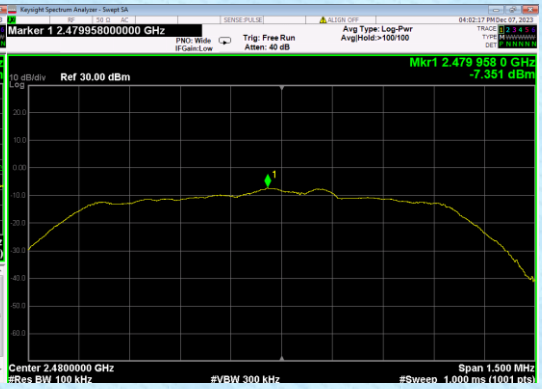
Marker 1 2.479958000000 GHz
Mkr1 2.479 958 0 GHz
-7.351 dBm
Ref 30.00 dBm
Center 2.4800000 GHz
#Res BW 100 kHz
#VBW 300 kHz
Span 1.500 MHz
#Sweep 1.000 ms (1001 pts)

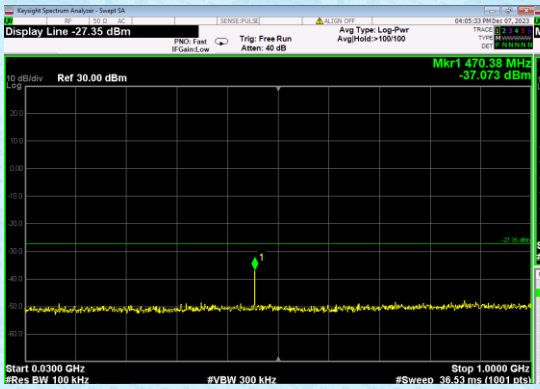
Display Line -27.35 dBm
Mkr1 470.38 MHz
-37.073 dBm
Ref 30.00 dBm
Start 0.0300 GHz
#Res BW 100 kHz
#VBW 300 kHz
Stop 1.0000 GHz
#Sweep 36.53 ms (1001 pts)

Marker 2 3.269500000000 GHz
Mkr2 3.270 GHz
-45.678 dBm
Ref 30.00 dBm
Start 1.00 GHz
#Res BW 100 kHz
#VBW 300 kHz
Stop 26.50 GHz
#Sweep 943.0 ms (1001 pts)
1 N 1 f 2.479 GHz -7.435 dBm
2 N 1 f 3.270 GHz -45.678 dBm

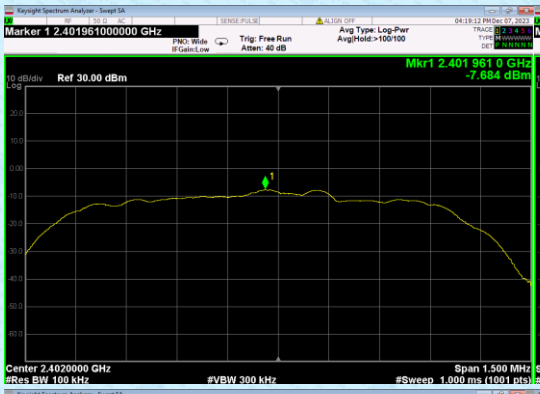
Marker 1 2.401961000000 GHz
Mkr1 2.401 961 0 GHz
-7.684 dBm
Ref 30.00 dBm
Center 2.4020000 GHz
Span 1.500 MHz
#Res BW 100 kHz
#VBW 300 kHz
#Sweep 1.000 ms (1001 pts)

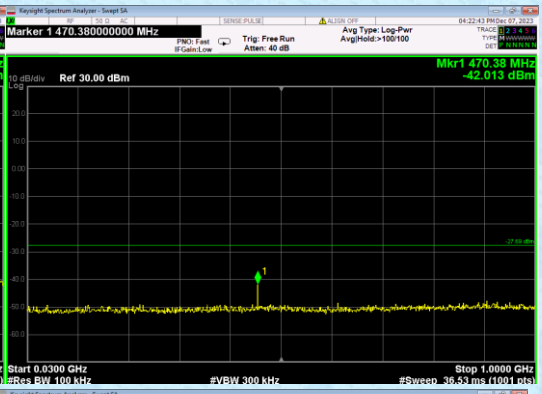
Marker 1 470.380000000 MHz
Mkr1 470.38 MHz
-42.013 dBm
Ref 30.00 dBm
Start 0.0300 GHz
#Res BW 100 kHz
#VBW 300 kHz
Stop 1.0000 GHz
#Sweep 36.53 ms (1001 pts)

Marker 2 4.799500000000 GHz
Mkr2 4.800 GHz
-42.708 dBm
Ref 30.00 dBm
Start 1.00 GHz
#Res BW 100 kHz
#VBW 300 kHz
Stop 26.50 GHz
#Sweep 943.0 ms (1001 pts)
1 N 1 f 2.403 GHz -7.316 dBm
2 N 1 f 4.800 GHz -42.708 dBm

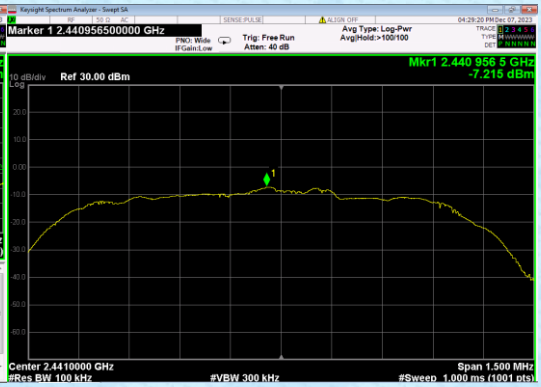
Marker 1 2.440956500000 GHz
Mkr1 2.440 956 5 GHz
-7.215 dBm
Ref 30.00 dBm
Center 2.4410000 GHz
Span 1.500 MHz
#Res BW 100 kHz
#VBW 300 kHz
#Sweep 1.000 ms (1001 pts)

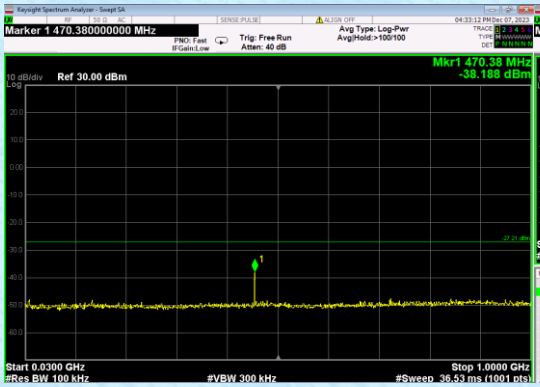
Marker 1 470.380000000 MHz
Mkr1 470.38 MHz
-38.188 dBm
Ref 30.00 dBm
Start 0.0300 GHz
#Res BW 100 kHz
#VBW 300 kHz
Stop 1.0000 GHz
#Sweep 36.53 ms (1001 pts)

Marker 2 3.244000000000 GHz
Mkr2 3.244 GHz
-43.987 dBm
Ref 30.00 dBm
Start 1.00 GHz
#Res BW 100 kHz
#VBW 300 kHz
Stop 26.50 GHz
#Sweep 943.0 ms (1001 pts)
1 N 1 f 2.454 GHz -7.000 dBm
2 N 1 f 3.244 GHz -43.987 dBm

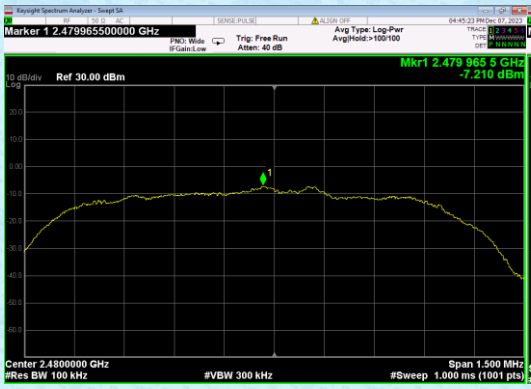
Marker 1 2.479965500000 GHz
Avg Type: Log-Pwr
Avg|Hold:>100/100
Trig: Free Run
Atten: 40 dB
Mkr1 2.479 965 5 GHz
-7.210 dBm
10 dB/div Ref 30.00 dBm
Center 2.4800000 GHz
#Res BW 100 kHz
#VBW 300 kHz
Span 1.500 MHz
#Sweep 1.000 ms (1001 pts)

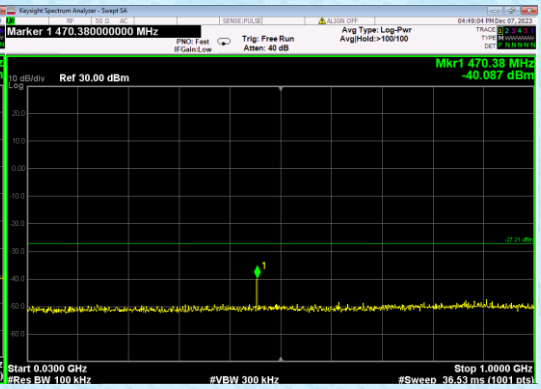
Marker 1 470.380000000 MHz
Avg Type: Log-Pwr
Avg|Hold:>100/100
Trig: Free Run
Atten: 40 dB
Mkr1 470.38 MHz
-40.087 dBm
10 dB/div Ref 30.00 dBm
Start 0.0300 GHz
#Res BW 100 kHz
#VBW 300 kHz
Stop 1.0000 GHz
#Sweep 36.53 ms (1001 pts)

Marker 2 3.295000000000 GHz
Avg Type: Log-Pwr
Avg|Hold: 64/100
Trig: Free Run
Atten: 40 dB
Mkr2 3.295 GHz
-43.520 dBm
10 dB/div Ref 30.00 dBm
Start 1.00 GHz
#Res BW 100 kHz
#VBW 300 kHz
Stop 26.50 GHz
#Sweep 943.0 ms (1001 pts)
1 N 1 f 2.479 GHz -7.690 dBm
2 N 1 f 3.295 GHz -43.520 dBm

--The End--