FW2

2.4GHz Wireless System

FW2 is a Simple, affordable and reliable instrument digital 2.4GHz wireless system. 24-bit/48KHz uncompressed sound quality, less than 5ms ultra low latency, up to 100ft working range; Rechargeable built-in battery; Anti-lost mortise and tenon joint design.

4 Channels | 24bit 48KHz | USB-B USB cable included

WARNING

To reduce the risk of fire or electric shock, do not expose this appliance to rain or moisture.

CAUTION

This equipment has been tested and found to comply with the limits for a Class B digital device pursuant to Part 15 of FCC Rules. Operation is subject to the following two conditions: (1) This device may not cause harmful interference, and (2) this device must accept any interference received, including interference that may cause undesired operation.

The lightning symbol within a triangle means, "Electrical caution!" It indicates the presence of information about operating voltage and potential risks of electrical shock.

The exclamation point within a triangle means, "Caution!" Please read the information next to all caution signs.

Rotatable angle 220°

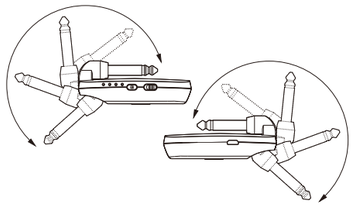

System Overview

- 24 bit/ 48KHz Hi-Res sound quality
- Super Low Latency: < 5ms
- Range: ≥100 feet Line-0-site
- Frequency Response: 20—20KHz, +1dB/_3dB
- Operating Band: 2.4GHz ISM Worldwide
- THD+ Noise: <0.05% (1KHz@-10dbFS)
- 4 Channels
- Auto Sleep/Wake Up mode: The transmitter will enter to Sleep Mode if there is no signal for 10 seconds.
- Battery Run Time: 6 ~ 20 Hours (depends on the operating situation)

2.4GHz Wireless

Since the FW2 is a 2.4GHz wireless system, please avoid placing the transmitter and receiver next to other RF transmitting equipment. We recommend that you install the FW2 Transmitter and Receiver at least 3 meters(10 ft) away from RF transmitters, i.e. Wi-Fi routers.

Notice: If the environment is full of RF transmitters, sometimes FW2 will meet interference.

You could check 2.4GHz environment on smart phones via these applications:

iOS

WiPry

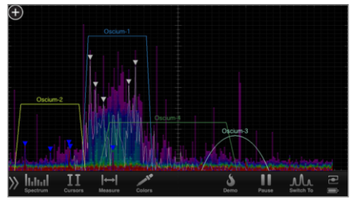

Android

Wifi Analyzer

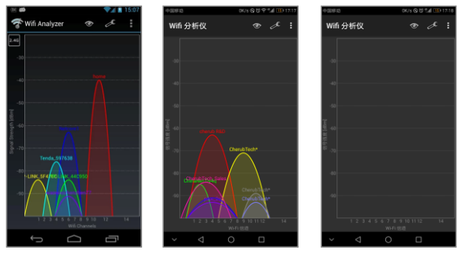

Getting Started

1.Charge the battery of Transmitter and Receiver.

If the device is turned "OFF", while charging the device will show battery status while charging as below:

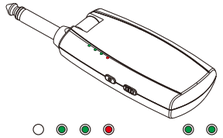

Low Battery | Around 50% Battery | Around 75% Battery | Approach to 100% Battery

NOTE:
The duo pin USB cable is mainly for charging, please use this to connect with the device as bleow:

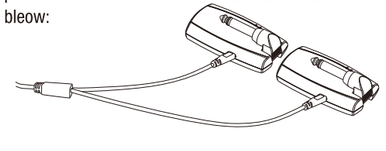

Getting Started

If the device is turned "ON", while charging the device will show red to remind you in charging. Red light will turn off while full battery.

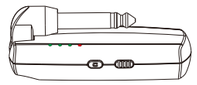

charging | Charge complete

NOTE:
Our product uses Li-polymer battery, before using the product, please charge the battery first. When not using for a long period, charge or activate it in 3 months.

2.Plug the transmitter into a guitar.

The transmitter will flash 5 times to enter transmitting status. The LED indicator is "ON" while transmitting.



3.Plug the receiver into an amplifier or EFX unit.

The receiver will flash 5 times to enter receiving status. The LED indicator is "ON" while receiving stably, the LED indicator will flash if the signal is too weak.

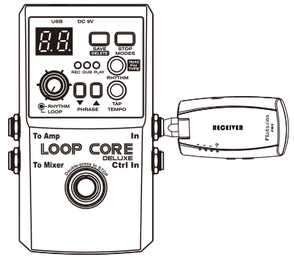

4.Set up the transmitter and receiver are in the same channel.

Press the channel button could choose channel number. The LED indicator will show channel status, please make sure transmitter channel matches receiver channel.

***Note:** The preset is channel 1 while you turn on the device. We suggest you use channel 1 if you don't meet any RF interference.

Notice: While "Low Battery", the Red LED will flash, then the device will run out of battery in 10 minutes.

What's more

1.The FW2 transmitter could send the signal to several FW2 receivers, you could use that to connect to 2 amplifiers as stereo while you play on stage.

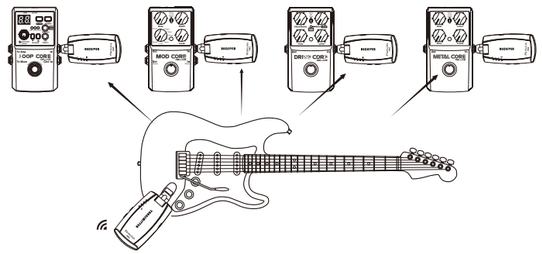

2.The structure is perfect to put on Stratocaster even with whammy bar.
*Stratocaster is the trade mark belong to Fender brand.

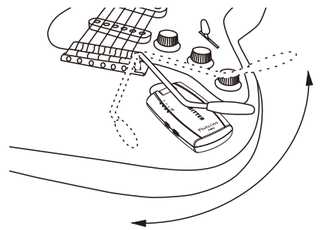

Specifications

- Input Impedance: 1MΩ
- Built-in Li-on battery: 600mAh
- Frequency response: 20Hz-20kHz
- 2.4GHz ISM band
- Dimensions: 73(L)x40(W)x55(H)mm
- Weight: 57g

Accessories: User manual, USB charging line

*Specifications and appearance subject to change without notice.

FCC Statement

Note: This equipment has been tested and found to comply with the limits for a Class B digital device, pursuant to part 15 of the FCC Rules. These limits are designed to provide reasonable protection against harmful interference in a residential installation. This equipment generates, uses and can radiate radio frequency energy and, if not installed and used in accordance with the instructions, may cause harmful interference to radio communications. However, there is no guarantee that interference will not occur in a particular installation. If this equipment does cause harmful interference to radio or television reception, which can be determined by turning the equipment off and on, the user is encouraged to try to correct the interference by one or more of the following measures:

—Reorient or relocate the receiving antenna.
—Increase the separation between the equipment and receiver.
—Connect the equipment into an outlet on a circuit different from that to which the receiver is connected.
—Consult the dealer or an experienced radio/TV technician for help.

This device complies with part 15 of the FCC Rules. Operation is subject to the following two conditions:(1) This device may not cause harmful interference, and (2) this device must accept any interference received, including interference that may cause undesired operation.

Any changes or modifications not expressly approved by the party responsible for compliance could void the user's authority to operate the equipment.

The device has evaluated to meet general RF exposure requirement. The device can be used be in portable exposure without restriction.

CE mark for European Harmonized Standards
CE Mark which is attached to our company's products of Battery mains the product is in fully conformity with the harmonized standard(s) EN 61000-6-3:2007+A1:2011 & EN 61000-6-1:2007 Under the Council Directive 2004/108/EC on Electromagnetic Compatibility.

RoHS

Made in China