315 mm

105 mm

90 mm

630 mm

Quick Installation Guide

WiFi to Ethernet Adapter | Wireless Access Point | WiFi Extender

Installation Video Guide
https://mywifiassist.com/pages/video

24/7 Technical Support Email
support@mywifiassist.com

Model: AC8/A8/E8

LED Descriptions

Signal LED	**Solid blue**	Connected to your existing WiFi router and is in a suitable location. Or set up as Wireless Access Point Mode successfully.
	Blinking blue	Pairing with your existing WiFi router.
	Solid orange	Connected to your existing WiFi router while receiving a weak signal.
	Blinking orange	Restoring to factory default settings.
	Off	Failed to connect to your existing WiFi router.
Ethernet LED	**Solid blue**	Connected with a wired devcie or an Internet-enabled port.
	Off	No device is connected to the Ethernet port.
Internet LED	**Solid blue**	Successfully connected to the Internet.
	Blinking blue	Not connected to the Internet.

Button and Port Introduction

WPS/Reset Button	**Used to reset the devcie, or start WPS connection.** • **WPS:** Press the button on your WiFi router, then press and hold this button on the device for 1 second within 2 minutes. The Signal LED of the device should change from blinking blue to solid blue, which indicates a successful connection between your router and this adapter. • **Reset:** Press and hold the button for 7 seconds then release it. The Signal LED should start blinking orange and all the LED indicators light off. The device is restored to its factory default setting. Please do not power off this device during the reset process, otherwise you may damage it.
Ethernet Port	Connect to a wired device when set up as WiFi to Ethernet Adapter Mode, or connect to an Internet-enabled port when set up as Wireless Access Point Mode.

WiFi to Ethernet Adapter or Extender Mode

There are two ways to set up the adapter: via a web browser, or via the WPS button. Please choose either Method 1 or Method 2 to set up as WiFi to Ethernet Adapter or WiFi Extender.

Method 1: Via a Web Browser

1 Power on your adapter
Plug the adapter in the same room as your WiFi router.

2 Connect your adapter to your existing WiFi network

2.1 Connect your wireless device to the adapter's default network: **mywifi_xxxx**.
Default WiFi key is: **12345678**

* Ensure that the Mobile Data (if any) function of your wireless devcie is disabled.

2.2 Launch a web browser, enter **setupwifi.net** in the address bar.
Default login password is: **admin**

2.3 Create your new login password for furture logins (recommended).
Select **WiFi to Ethernet Adapter and Extender Mode**. Click **Next**.

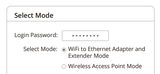

2.4 Select the existing network that you want to extend.

2.5 Enter the correct password of the network you selected and customize the name of your extended networks.

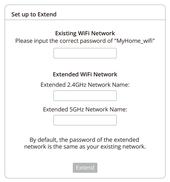

2.6 Check if the adapter connects to your WiFi router successfully accroding to the Signal LED status:

Blinking blue: Pairing with your existing WiFi router.
Solid blue: Connected to your existing WiFi router and is in a suitable location.

Note: Password of the extended network is the same as your existing network.

Solid orange: Connected to your existing WiFi router while receiving a weak signal. Try to relocate closer to your existing WiFi router.

Off: Failed to connect to your existing WiFi router. Please reconnect to the default network then try again.

3 Connect your Wired or Wireless Devices to this adapter

3.1 Work as WiFi to Ethernet Adapter
Connect your Wired Device to the Ethernet port of this adapter for Internet connection with an Ethernet cable.
The location where you install this adapter should be within the WiFi coverage of your existing router. The Signal LED of this adapter should be in solid blue or orange color for a successful Internet connection. Otherwise, you should move your adapter closer to your existing WiFi router for better signal.

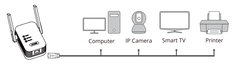

3.1.1 For optimal connection for your wired device, we do not recommend connecting other Wi-Fi devices to the extended networks created by this adapter, which may lower the speed of your wired device. You can log back into the web management page of this adapter to turn off the extended network.

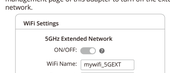

3.1.2 In most cases, you need to configure the IP address and DNS server address of your wired device as **AUTO OBTAIN**.



3.2 Work as WiFi Extender
Connect your Wireless Devices to the extended WiFi network created by this adapter.

3.2.1 Relocate your Adapter
For optimal WiFi coverage and performance, please plug the adapter about halfway between your WiFi router and the WiFi deadzone.
The location you choose must be within the range of your existing network.
Wait until the Signal LED turns solid blue or orange.

3.2.2 Please use the setup information that you have confirmed to connect your wireless devices to the extended networks.

Method 2: Via the WPS Button

You can use this method if your router has a WPS button (the button may look like one of these: , , or). Otherwise, use Method 1.
By pressing the WPS buttons on both of your existing router and this adapter, you can connect this adapter to your router.

1 Power on
Plug the adapter in the same room as your WiFi router.

2 Connect to your existing WiFi network

2.1 Press the WPS button on your WiFi router, and then press and hold the WPS button on the adapter for 1 second within 2 minutes.
Signal LED starts blinking blue.

2.2 Wait until the Signal LED changes from blinking blue to solid blue, which indicates a successful connection between your router and this adapter.

Note: The extended networks should come with your existing network's name and suffixes of _EXT/5GEXT. The WiFi password by default is the same as your existing network.

3 Connect your Devices to this adapter
Please refer to Step 3 in Method 1.

Wireless Access Point Mode

1 Power on
Plug the access point into an electrical outlet.

2 Create your new AP network

2.1 Connect your wireless device to the default network: **mywifi_xxxx**.
Default WiFi Key is: **12345678**

* Ensure that the Mobile Data (if any) function of your wireless devcie is disabled.

2.2 Launch a web browser, enter **setupwifi.net** in the address bar.
Default login password is: **admin**

2.3 Create your new login password for furture logins (recommended).
Select **Wireless Access Point Mode**. Click **Next**.

2.4 Customize your new WiFi network name and password. Click **Next**.

2.5 Confirm the setup information. Take a screenshot for future usage. Then click **Apply**.

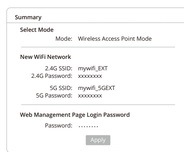

3 Connect to the Internet
Connect the access point to your router or an Internet-enabled Ethernet port with an Ethernet cable. Setup Completed! You can now connect to your new dual band WiFi network for fast Internet connection!

Note:
Please do **NOT** connect the Ethernet port of this adapter to your uplinked router before you finish the initial web page setup. Otherwise, you will not be able to access the web page setup.

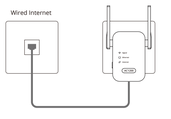

FAQ

Q1: How to reset the devcie back to its factory default settings ?

When the device is powered on, press and hold the **WPS/Reset** button for 7 seconds and then release it. The Signal LED should firstly start blinking orange and then all the LED indicators will light off. Then the device is restored back to its factory default setting. Please do not power off the device during this reset process, otherwise, you may damage the device.

Q2: What should I do if I forget my login password?

Please refer to Q1 to reset the device, then reconnect to the default network **mywifi_xxxx** and visit **setupwifi.net** to create a new login password.

Note: Default WiFi key for the default network is: **12345678**. Default login password for setupwifi.net is: **admin**. After you reset this device, you need to reconfigure it to have access to the Internet again. Please write down your login password on a piece of paper for future logins.

Q3: What should I do if I cannot access the Web management page?

- Make sure that your wireless device has connected to the adapter's network. Or you can also use an Ethernet cable to connect the Ethernet port of the adapter to your computer directly.
- Verify that setupwifi.net is correctly entered in the Web browser.
- Make sure the IP address and DNS server address of your configured as AUTO OBTAIN.
- In case your are setting up as Wireless Access Point Mode, please do not connect the Ethernet port of this adapter to your uplinked router before you finish the initial web page setup.

Q4: What should I do if the adapter cannot find the WiFi network of my router?

- Your router may be encrypted with WEP or WPA/WPA (Enterprise) algorithm. Please change the encryption type to **WPA-PSK**, **WPA2-PSK** or **WPA-PSK/WPA2-PSK**, and try scanning again.
- Please change the WiFi channel of your router and try again.

Manufacturer: Early Sail Technology Co., Limited
Address: Flat 3B, 3/F, Bank Tower, Nos.351&353 King's Road, North Point, HongKong
Website: https://mywifiassist.com
Telephone: +86-13267655053
Technical Support Email: **support@mywifiassist.com**

Authorized U.K. Representative Information:
Name: APEX CE SPECIALISTS LIMITED
Address: 89 Princess Street, Manchester, M1 4HT, UK
Contact: Wells
Telephone No.: 00441616371080
E-Mail: info@apex-ce.com

Note on environmental protection:
After the implementation of the European Directive 2012/19/EU and 2006/66/EU in the national legal system, the following applies: Electric and electronic devicas as well as batteries must not be disposed of with household waste. Consumers are obliged by law to return electrical and electronic devices as well as batteries at theend of their service lives to the public collecting points set up for this purpose or pointof sale. Details to this are defined by the national law of the respective country. This symbol on the product, the instruction manual or the package indicates that a product is subject to these regulations. By recycling, reusing the materials or other forms of utilising old devices/Batteries, you are making an important contribution to protecting our environment

For EU/EFTA, this product can be used in the following countries:

BE BG CZ DK DE EE IE EL ES FR HR IT CY LV LT LU HU MT NL AT PL PT RO SI SK FI SE UK(NI)

FCC Statement
This equipment has been tested and found to comply with the limits for a Class B digital device, pursuant to Part 15 of the FCC Rules. These limits are designed to provide reasonable protection against harmful interference in a residential installation. This equipment generates, uses and can radiate radio frequency energy and, if not installed and used in accordance with the instructions, may cause harmful interference to radio communications. However, there is no guarantee that interference will not occur in a particular installation. If this equipment does cause harmful interference to radio or television reception, which can be determined by turned the equipment off and on, the user is encouraged to try to correct the interference by one or more of the following measures:
-Reorient or relocate the receiving antenna.
-Increase the separation between the equipment and receiver.
-Connect the equipment into an outlet on a circuit different from that to which the receiver is connected.
-Consult the dealer or an experienced radio/TV technician for help.
This device is restricted to be used in the indoor.
Operation is subject to the following two conditions: (1) this device may not cause harmful interference, and (2) this device must accept any interference received, including interference that may cause undesired operation.

Radiation Exposure Statement
This device complies with FCC radiation exposure limits set forth for an uncontrolled environment and it also complies with Part 15 of the FCC RF Rules.
This equipment should be installed and operated with minimum distance 20cm between the device and your body.

Caution:
Any changes or modifications not expressly approved by the party responsible for compliance could void the user's authority to operate this equipment.
This transmitter must not be co-located or operating in conjunction with any other antenna or transmitter.

NOTE:
(1) The manufacturer is not responsible for any radio or TV interference caused by unauthorized modifications to this equipment.
(2) To avoid unnecessary radiation interference, it is recommended to use a shielded RJ45 cable.

CE Mark Warning
This is a Class B product. In a domestic environment, this product may cause radio interference, in which case the user may be required to take adequate measures.
Operations in the 5.15-5.25GHz band are restricted to indoor use only.
This equipment should be installed and operated with minimum distance 20cm between the device and your body.
The mains plug is used as disconnect device, the disconnect device shall remain readily operable.
Operations in the band 5150-5250 MHz are only for indoor use to reduce the integrated electrical sockets of the devices, but devices of the same or another type not be stacked in narrow rooms.
NOTE: (1) The manufacturer is not responsible for any radio or TV interference caused by unauthorized modifications to this equipment.
(2) To avoid unnecessary radiation interference, it is recommended to use a shielded RJ45 cable.
Declaration of Conformity
Hereby, Early Sail Technology Co., Limited declares that the radio equipment type AC8, A8 and E8 are in compliance with Directive 2014/53/EU and 2014/30/EU. The full text of the EU declaration of conformity is available at the following Internet address: https://mywifiassist.com/pages/regulatory
Operating Frequency:
2.4G: US/2412MHz - 2462MHz (CH1-CH11)
5.2G: US/5180MHz - 5240MHz (CH36-CH48)
5.8G: US/5745MHz - 5825MHz (CH149-CH165)
EIRP Power (Max.)
2.4G: US/20dBm
5.2G: US/20dBm
5.8G: US/20dBm
Software Version: v1.08

IC RSS warning
Industry Canada/RSS-Gen Issue 4)
The device for operation in the band 5150-5250 MHz is only for indoor use to reduce the potential for harmful interference to co-channel mobile satellite systems.
Le dispositif fonctionnant dans la bande de 5150-5250 MHz sont réservés uniquement pour une utilisation à l'intérieur afin de réduire les risques de brouillage préjudiciable aux systèmes de satellites mobiles utilisant les mêmes canaux.
This device complies with Industry Canada's licence-exempt RSSs. Operation is subject to the following two conditions:
(1) This device may not cause interference; and
(2) This device must accept any interference, including interference that may cause undesired operation of the device.
Le présent appareil est conforme aux CNR d'Industrie Canada applicables aux appareils radio exempts de licence. L'exploitation est autorisée en deux points suivants suivantes:
(1) l'appareil ne doit pas produire de brouillage;
(2) l'utilisateur de l'appareil doit accepter tout brouillage radioélectrique subi, même si le brouillage est susceptible d'en compromettre le fonctionnement.
IC Radiation Exposure Statement:
This transmitter must not be co-located or operating in conjunction with any other antenna or transmitter. This equipment should be installed and operated with a minimum distance of 20 centimeters between the radiator and your body.
Cet émetteur ne doit pas être Co-placé ou ne fonctionnement en même temps qu'aucune autre antenne ou émetteur. Cet equipement devrait être installé et actionné avec une distance minimum de 20 centimètres entre le radiateur et votre corps.
The device meets the exemption from the routine evaluation limits in section 2.5 of RSS 102 and compliance with RSS-102 RF exposure, users can obtain Canadian information on RF exposure and compliance.
Le dispositif rencontre l'exemption des limites courantes d'évaluation dans la section 2.5 de RSS 102 et la conformité à l'exposition de RSS-102 rf, utilisateurs peut obtenir l'information canadienne sur l'exposition et la conformité de rf.
Operating Temperature: 0°C - 40°C
Operating Humidity: (10% - 90%) RH, non-condensing

Productos:	NOMBRE DEL PRODUCTO: Adaptador WiFi a Ethernet / Punto de acceso inalámbrico / Repetidor de WiFi MODELO: AC8/A8/E8
Alimentación de Energía: Alimentación: PAIS DE ORIGEN: CHINA	NOM

LA OPERACIÓN DE ESTE DISPOSITIVO ESTÁ SUJETA A LAS SIGUIENTES CONDICIONES:
a) Es posible que este equipo o dispositivo no cause interferencia perjudicial.
b) Este equipo o dispositivo debe aceptar cualquier tipo de interferencia, incluyendo la que pueda causar su operación no deseada.
Estimado usuario: Antes de utilizar este producto lo invitamos a leer el siguiente manual para que conozca todas sus funciones y características.

GNU General Public License Notice
This product includes software code developed by third parties, including software code subject to the GNU General Public License ("GPL") or the GPL requires, please contact us at support@mywifiassist.com or Flat 3B, 3/F, Bank Tower, Nos.351&353 King's Road, North Point, HongKong. Additionally, Early Sail provides for a GPL-Code-Center under http://www.earlysail.com/gpl-code-center/ where the corresponding source code for the software included in Early Sail products are available for free to download. Please note that the GPL-Code-Center is only provided as a courtesy to Early Sail's customer but may neither offer a full set of source codes used in all products nor always provide for the latest or actual version of such source codes. The GPL Code used in these products is distributed WITHOUT ANY WARRANTY and is subject to the copyrights of one or more authors. Please refer to the following GNU Public License for further information.

The GPL Code used in these products is distributed WITHOUT ANY WARRANTY and is subject to the copyrights of one or more authors.

Please refer to the following GNU Public License for further information.

GNU GENERAL PUBLIC LICENSE

Version 2, June 1991

Copyright (C) 1989, 1991 Free Software Foundation, Inc.
51 Franklin Street, Fifth Floor, Boston, MA 02110-1301, USA

Everyone is permitted to copy and distribute verbatim copies
of this license document, but changing it is not allowed.

Preamble
The licenses for most software are designed to take away your freedom to share and change it. By contrast, the GNU General Public License is intended to guarantee your freedom to share and change free software--to make sure the software is free for all its users. This General Public License applies to most of the Free Software Foundation's software and to any other program whose authors commit to using it. (Some other Free Software Foundation software is covered by the GNU Lesser General Public License instead.) You can apply it to your programs, too.

When we speak of free software, we are referring to freedom, not price. Our General Public Licenses are designed to make sure that you have the freedom to distribute copies of free software (and charge for this service if you wish), that you receive source code or can get it if you want it, that you can change the software or use pieces of it in new free programs; and that you know you can do these things.

To protect your rights, we need to make restrictions that forbid anyone to deny you these rights or to ask you to surrender the rights. These restrictions translate to certain responsibilities for you if you distribute copies of the software, or if you modify it.

For example, if you distribute copies of such a program, whether gratis or for a fee, you must give the recipients all the rights that you have. You must make sure that they, too, receive or can get the source code. And you must show them these terms so they know their rights.

We protect your rights with two steps: (1) copyright the software, and (2) offer you this license which gives you legal permission to copy, distribute and/or modify the software.

Also, for each author's protection and ours, we want to make certain that everyone understands that there is no warranty for this free software. If the software is modified by someone else and passed on, we want its recipients to know that what they have is not the original, so that any problems introduced by others will not reflect on the original authors' reputations.

5. You are not required to accept this License, since you have not signed it. However, nothing else grants you permission to modify or distribute the Program or its derivative works. These actions are prohibited by law if you do not accept this License. Therefore, by modifying or distributing the Program (or any work based on the Program), you indicate your acceptance of this License to do so, and all its terms and conditions for copying, distributing or modifying the Program or works based on it.

6. Each time you redistribute the Program (or any work based on the Program), the recipient automatically receives a license from the original licensor to copy, distribute or modify the Program subject to these terms and conditions. You may not impose any further restrictions on the recipients' exercise of the rights granted herein. You are not responsible for enforcing compliance by third parties to this License.

7. If, as a consequence of a court judgment or allegation of patent infringement or for any other reason (not limited to patent issues), conditions are imposed on you (whether by court order, agreement or otherwise) that contradict the conditions of this License, they do not excuse you from the conditions of this License. If you cannot distribute so as to satisfy simultaneously your obligations under this License and any other pertinent obligations, then as a consequence you may not distribute the Program at all. For example, if a patent license would not permit royalty-free redistribution of the Program by all those who receive copies directly or indirectly through you, then the only way you could satisfy both it and this License would be to refrain entirely from distribution of the Program.

If any portion of this section is held invalid or unenforceable under any particular circumstance, the balance of the section is intended to apply and the section as a whole is intended to apply in other circumstances.

It is not the purpose of this section to induce you to infringe any patents or other property right claims or to contest validity of any such claims; this section has the sole purpose of protecting the integrity of the free software distribution system, which is implemented by public license practices. Many people have made generous contributions to the wide range of software distributed through that system in reliance on consistent application of that system; it is up to the author/donor to decide if he or she is willing to distribute software through any other system and a licensee cannot impose that choice.

This section is intended to make thoroughly clear what is believed to be a consequence of the rest of this License.

8. If the distribution and/or use of the Program is restricted in certain countries either by patents or by copyrighted interfaces, the original copyright holder who places the Program under this License may add an explicit geographical distribution limitation excluding those countries, so that distribution is permitted only in or among countries not thus excluded. In such case, this License incorporates the limitation as if written in the body of this License.

9. The Free Software Foundation may publish revised and/or new versions of the General Public License from time to time. Such new versions will be similar in spirit to the present version, but may differ in detail to address new problems or concerns.

Each version is given a distinguishing version number. If the Program specifies a version number of this License which applies to it and "any later version", you have the option of following the terms and conditions either of that version or of any later version published by the Free Software Foundation. If the Program does not specify a version number of this License, you may choose any version ever published by the Free Software Foundation.

10. If you wish to incorporate parts of the Program into other free programs whose distribution conditions are different, write to the author to ask for permission. For software which is copyrighted by the Free Software Foundation, write to the Free Software Foundation; we sometimes make exceptions for this. Our decision will be guided by the two goals of preserving the free status of all derivatives of our free software and of promoting the sharing and reuse of software generally.

NO WARRANTY

11. BECAUSE THE PROGRAM IS LICENSED FREE OF CHARGE, THERE IS NO WARRANTY FOR THE PROGRAM, TO THE EXTENT PERMITTED BY APPLICABLE LAW. EXCEPT WHEN OTHERWISE STATED IN WRITING THE COPYRIGHT HOLDERS AND/OR OTHER PARTIES PROVIDE THE PROGRAM "AS IS" WITHOUT WARRANTY OF ANY KIND, EITHER EXPRESSED OR IMPLIED, INCLUDING, BUT NOT LIMITED TO, THE IMPLIED WARRANTIES OF MERCHANTABILITY AND FITNESS FOR A PARTICULAR PURPOSE. THE ENTIRE RISK AS TO THE QUALITY AND PERFORMANCE OF THE PROGRAM IS WITH YOU. SHOULD THE PROGRAM PROVE DEFECTIVE, YOU ASSUME THE COST OF ALL NECESSARY SERVICING, REPAIR OR CORRECTION.

12. IN NO EVENT UNLESS REQUIRED BY APPLICABLE LAW OR AGREED TO IN WRITING WILL ANY COPYRIGHT HOLDER, OR ANY OTHER PARTY WHO MAY MODIFY AND/OR REDISTRIBUTE THE PROGRAM AS PERMITTED ABOVE, BE LIABLE TO YOU FOR DAMAGES, INCLUDING ANY GENERAL, SPECIAL, INCIDENTAL OR CONSEQUENTIAL DAMAGES ARISING OUT OF THE USE OR INABILITY TO USE THE PROGRAM (INCLUDING BUT NOT LIMITED TO LOSS OF DATA OR DATA BEING RENDERED INACCURATE OR LOSSES SUSTAINED BY YOU OR THIRD PARTIES OR A FAILURE OF THE PROGRAM TO OPERATE WITH ANY OTHER PROGRAMS), EVEN IF SUCH HOLDER OR OTHER PARTY HAS BEEN ADVISED OF THE POSSIBILITY OF SUCH DAMAGES.

The hypothetical commands `show w` and `show c` should show the appropriate parts of the General Public License. Of course, the commands you use may be called something other than `show w` and `show c`; they could even be mouse-clicks or menu items--whatever suits your program.

You should also get your employer (if you work as a programmer) or your school, if any, to sign a "copyright disclaimer" for the program, if necessary. Here is a sample; alter the names:

Yoyodyne, Inc., hereby disclaims all copyright
interest in the program `Gnomovision`
(which makes passes at compilers) written
by James Hacker.

signature of Ty Coon, 1 April 1989
Ty Coon, President of Vice

This General Public License does not permit incorporating your program into proprietary programs. If your program is a subroutine library, you may consider it more useful to permit linking proprietary applications with the library. If this is what you want to do, use the GNU Lesser General Public License instead of this License.

Finally, any free program is threatened constantly by software patents. We wish to avoid the danger that redistributors of a free program will individually obtain patent licenses, in effect making the program proprietary. To prevent this, we have made it clear that any patent must be licensed for everyone's free use or not licensed at all.

The precise terms and conditions for copying, distribution and modification follow.

TERMS AND CONDITIONS FOR COPYING, DISTRIBUTION AND MODIFICATION

0. This License applies to any program or other work which contains a notice placed by the copyright holder saying it may be distributed under the terms of this General Public License. The "Program", below, refers to any such program or work, and a "work based on the Program" means either the Program or any derivative work under copyright law: that is to say, a work containing the Program or a portion of it, either verbatim or with modifications and/or translated into another language. (Hereinafter, translation is included without limitation in the term "modification".) Each licensee is addressed as "you".

Activities other than copying, distribution and modification are not covered by this License; they are outside its scope. The act of running the Program is not restricted, and the output from the Program is covered only if its contents constitute a work based on the Program (independent of having been made by running the Program). Whether that is true depends on what the Program does.

1. You may copy and distribute verbatim copies of the Program's source code as you receive it, in any medium, provided that you conspicuously and appropriately publish on each copy an appropriate copyright notice and disclaimer of warranty; keep intact all the notices that refer to this License and to the absence of any warranty; and give any other recipients of the Program a copy of this License along with the Program.

You may charge a fee for the physical act of transferring a copy, and you may at your option offer warranty protection in exchange for a fee.

2. You may modify your copy or copies of the Program or any portion of it, thus forming a work based on the Program, and copy and distribute such modifications or work under the terms of Section 1 above, provided that you also meet all of these conditions:

a) You must cause the modified files to carry prominent notices stating that you changed the files and the date of any change.

b) You must cause any work that you distribute or publish, that in whole or in part contains or is derived from the Program or any part thereof, to be licensed as a whole at no charge to all third parties under the terms of this License.

c) If the modified program normally reads commands interactively when run, you must cause it, when started running for such interactive use in the most ordinary way, to print or display an announcement including an appropriate copyright notice and a notice that there is no warranty (or else, saying that you provide a warranty) and that users may redistribute the program under these conditions, and telling the user how to view a copy of this License. (Exception: if the Program itself is interactive but does not normally print such an announcement, your work based on the Program is not required to print an announcement.)

These requirements apply to the modified work as a whole. If identifiable sections of that work are not derived from the Program, and can be reasonably considered independent and separate works in themselves, then this License, and its terms, do not apply to those sections when you distribute them as separate works. But when you distribute the same sections as part of a whole which is a work based on the Program, the distribution of the whole must be on the terms of this License, whose permissions for other licensees extend to the entire whole, and thus to each and every part regardless of who wrote it.

Thus, it is not the intent of this section to claim rights or contest your rights to work written entirely by you; rather, the intent is to exercise the right to control the distribution of derivative or collective works based on the Program.

In addition, mere aggregation of another work not based on the Program with the Program (or with a work based on the Program) on a volume of a storage or distribution medium does not bring the other work under the scope of this License.

3. You may copy and distribute the Program (or a work based on it, under Section 2) in object code or executable form under the terms of Sections 1 and 2 above provided that you also do one of the following:

a) Accompany it with the complete corresponding machine-readable source code, which must be distributed under the terms of Sections 1 and 2 above on a medium customarily used for software interchange; or,

b) Accompany it with a written offer, valid for at least three years, to give any third party, for a charge no more than your cost of physically performing source distribution, a complete machine-readable copy of the corresponding source code, to be distributed under the terms of Sections 1 and 2 above on a medium customarily used for software interchange; or,

c) Accompany it with the information you received as to the offer to distribute corresponding source code. (This alternative is allowed only for noncommercial distribution and only if you received the program in object code or executable form with such an offer, in accord with Subsection b above.)

The source code for a work means the preferred form of the work for making modifications to it. For an executable work, complete source code means all the source code for all modules it contains, plus any associated interface definition files, plus the scripts used to control compilation and installation of the executable. However, as a special exception, the source code distributed need not include anything that is normally distributed (in either source or binary form) with the major components (compiler, kernel, and so on) of the operating system on which the executable runs, unless that component itself accompanies the executable.

If distribution of executable or object code is made by offering access to copy from a designated place, then offering equivalent access to copy the source code from the same place counts as distribution of the source code, even though third parties are not compelled to copy the source along with the object code.

4. You may not copy, modify, sublicense, or distribute the Program except as expressly provided under this License. Any attempt otherwise to copy, modify, sublicense or distribute the Program is void, and will automatically terminate your rights under this License. However, parties who have received copies, or rights, from you under this License will not have their licenses terminated so long as such parties remain in full compliance.

END OF TERMS AND CONDITIONS

How to Apply These Terms to Your New Programs

If you develop a new program, and you want it to be of the greatest possible use to the public, the best way to achieve this is to make it free software which everyone can redistribute and change under these terms.

To do so, attach the following notices to the program. It is safest to attach them to the start of each source file to most effectively convey the exclusion of warranty; and each file should have at least the "copyright" line and a pointer to where the full notice is found.

`one line to give the program's name and an idea of what it does.`
`Copyright (C) yyyy name of author`

`This program is free software; you can redistribute it and/or`
`modify it under the terms of the GNU General Public License`
`as published by the Free Software Foundation; either version 2`
`of the License, or (at your option) any later version.`

`This program is distributed in the hope that it will be useful,`
`but WITHOUT ANY WARRANTY; without even the implied warranty of`
`MERCHANTABILITY or FITNESS FOR A PARTICULAR PURPOSE. See the`
`GNU General Public License for more details.`

`You should have received a copy of the GNU General Public License`
`along with this program; if not, write to the Free Software`
`Foundation, Inc., 51 Franklin Street, Fifth Floor, Boston, MA 02110-1301, USA.`

Also add information on how to contact you by electronic and paper mail.

If the program is interactive, make it output a short notice like this when it starts in an interactive mode:

`Gnomovision version 69, Copyright (C) year name of author`
`Gnomovision comes with ABSOLUTELY NO WARRANTY; for details`
`type show w. This is free software, and you are welcome`
`to redistribute it under certain conditions; type show c`
`for details.`

70g书写纸 双面单黑 315*630mm 折成品105*90mm