RF Test Data for 5G Wi-Fi (Conducted Measurements)

General Description of EUT	
Product Name:	AINote
Test Model:	B751C
Sample ID:	HC-C-202401-0231-01-01-2#
Environmental Conditions	
Temperature:	23.8℃
Relative Humidity:	48%
Test Voltage:	DC 3.7V
Test Engineer:	ZKN ZHOU
Note: For a more detailed features description, please refer to the report TBR-C-202401-0231-83	

Contents

1. Emission Bandwidth 3
1.1.Test Result 3
2.1.Test Graphs 4
2. Occupied channel bandwidth 9
2.1.Test Result 9
2.2.Test Graphs 10
3. Min emission bandwidth 20
3.1.Test Result 20
3.2.Test Graphs 21
4. Maximum conducted output power 26
4.1.Test Result 26
5. Maximum power spectral density 27
5.1.Test Result 27
5.2.Test Graphs 28
6. Conducted Spurious Emission 38
6.1.Test Result 38
6.2.Test Graphs 40
7. Frequency Stability 59
7.1.Test Result 59
8. Duty Cycle 65
8.1.Test Result 65
8.2.Test Graphs 66

1. Emission Bandwidth

1.1.Test Result

TestMode	Antenna	Channel	26db EBW [MHz]	FL[MHz]	FH[MHz]	Limit[MHz]	Verdict
11A	Ant1	5180	19.60	5170.24	5189.84	---	---
		5200	19.80	5190.08	5209.88	---	---
		5240	19.68	5230.24	5249.92	---	---
11N20SISO	Ant1	5180	20.24	5170.00	5190.24	---	---
		5200	20.12	5189.92	5210.04	---	---
		5240	20.12	5229.96	5250.08	---	---
11N40SISO	Ant1	5190	40.64	5169.60	5210.24	---	---
		5230	41.28	5209.60	5250.88	---	---
11AC20SISO	Ant1	5180	20.40	5169.72	5190.12	---	---
		5200	20.12	5190.00	5210.12	---	---
		5240	20.36	5229.88	5250.24	---	---
11AC40SISO	Ant1	5190	40.24	5169.92	5210.16	---	---
		5230	40.72	5209.28	5250.00	---	---
11AC80SISO	Ant1	5210	79.84	5170.00	5249.84	---	---

2.1.Test Graphs

11A_Ant1_5180

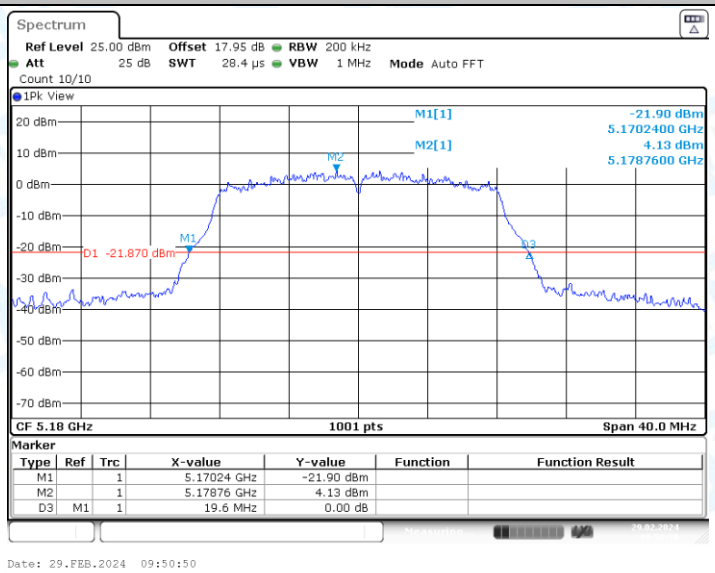

11A_Ant1_5200

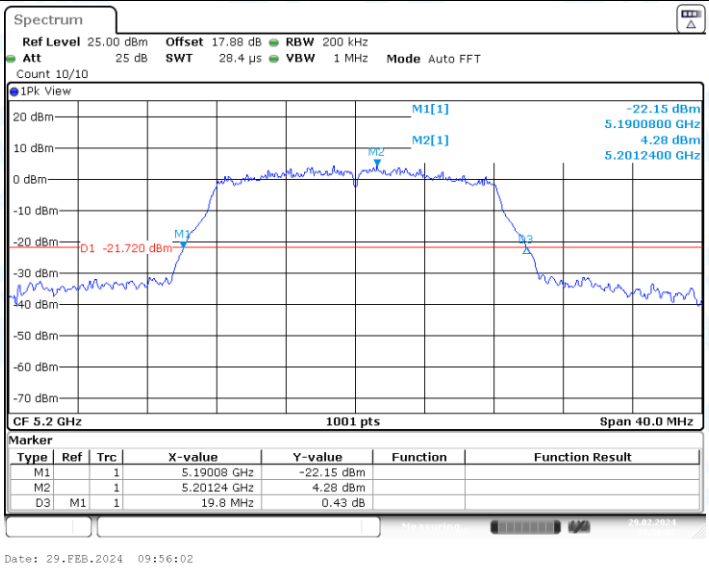

11A_Ant1_5240

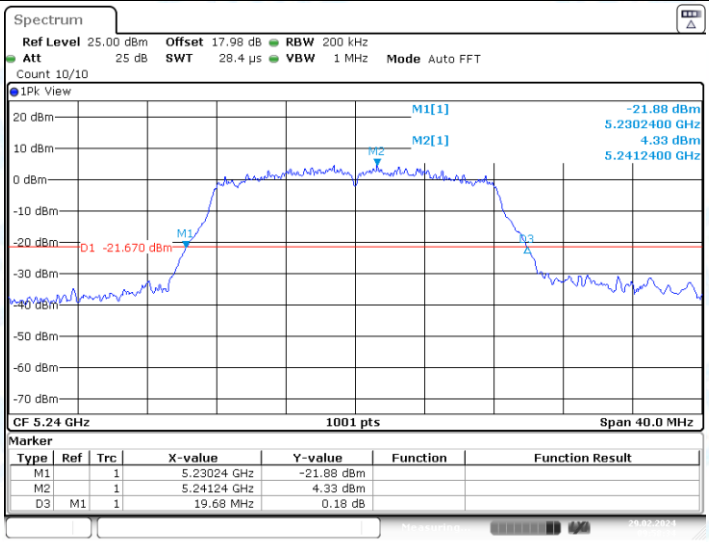

11N20SISO_Ant1_5180

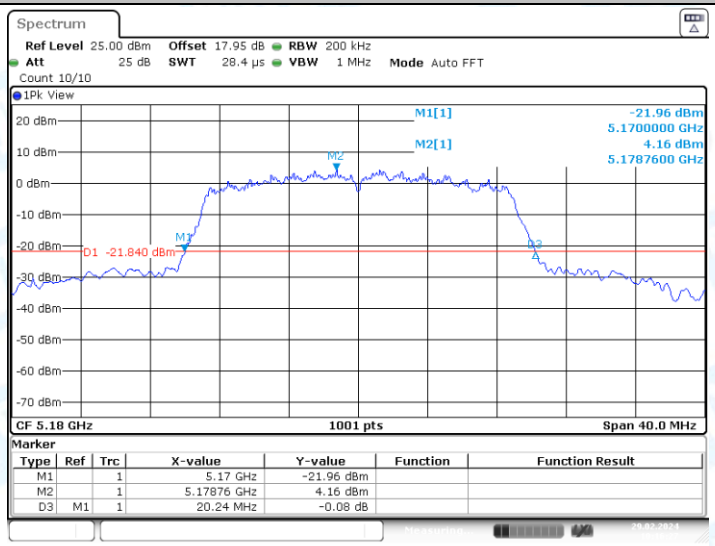

11N20SISO_Ant1_5200

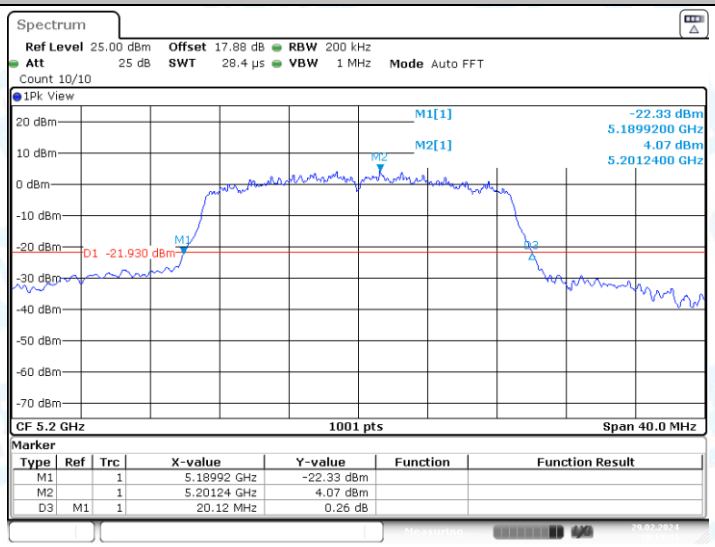

11N20SISO_Ant1_5240

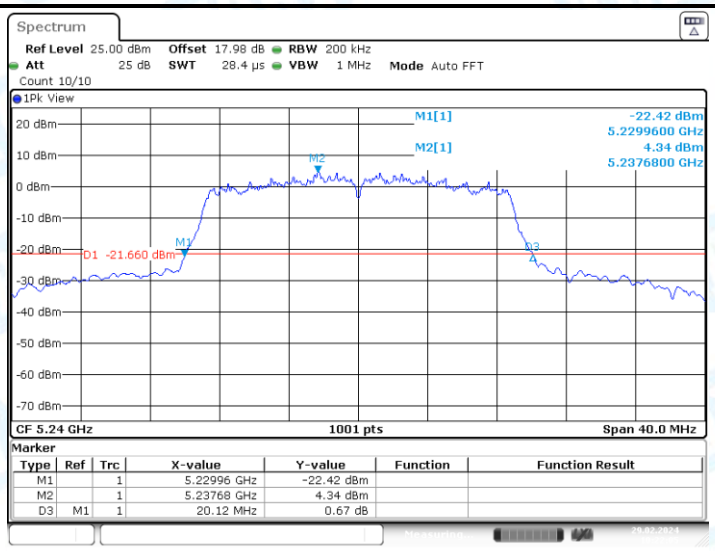

11N40SISO_Ant1_5190

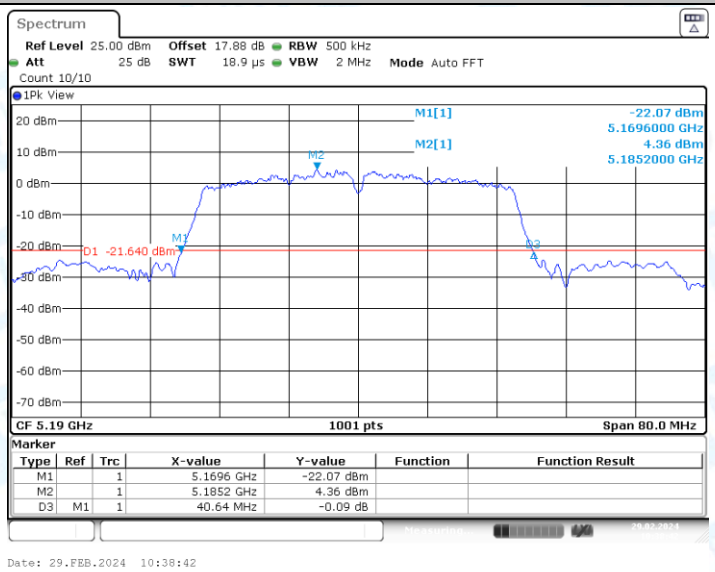

11N40SISO_Ant1_5230

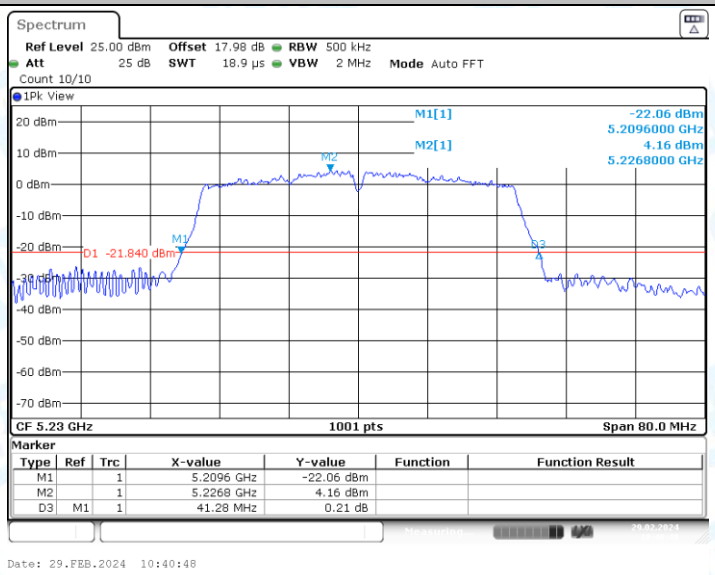

11AC20SISO_Ant1_5180

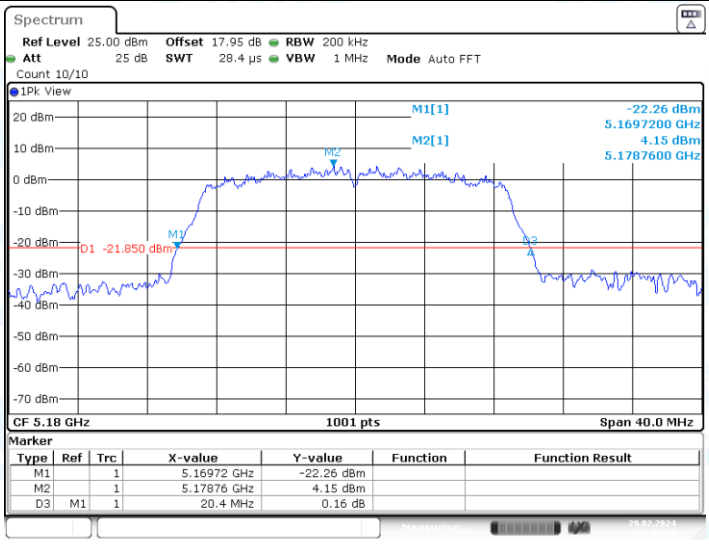

11AC20SISO_Ant1_5200

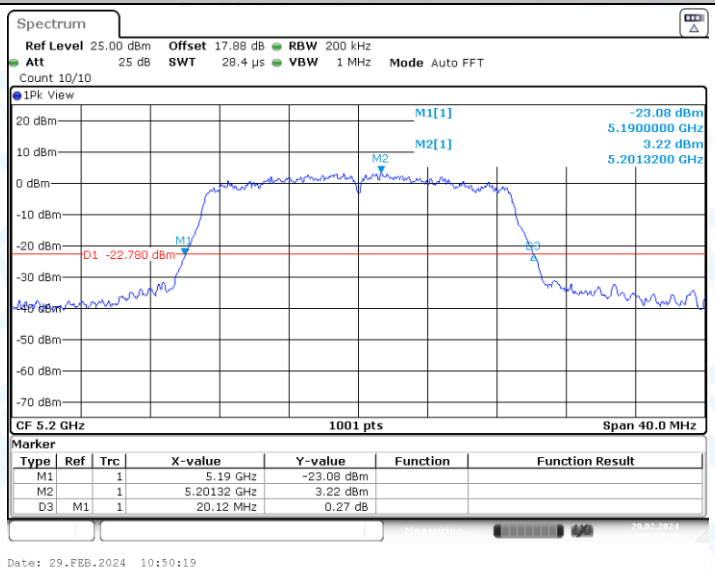

11AC20SISO_Ant1_5240

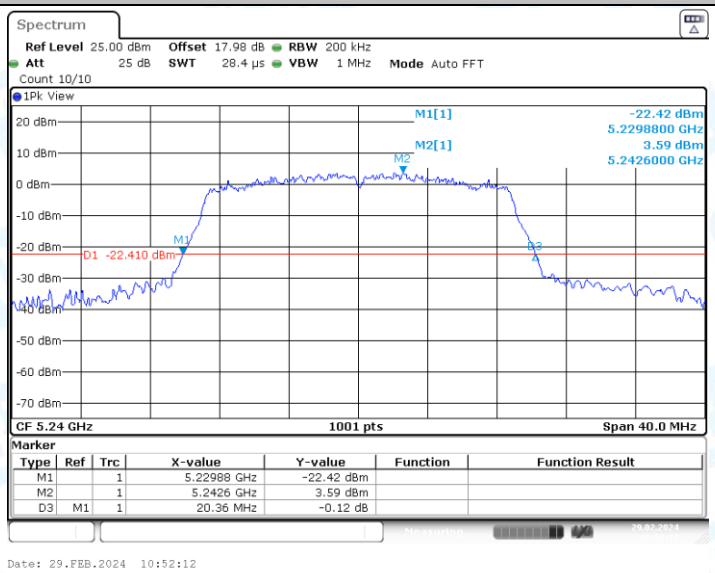

11AC40SISO_Ant1_5190

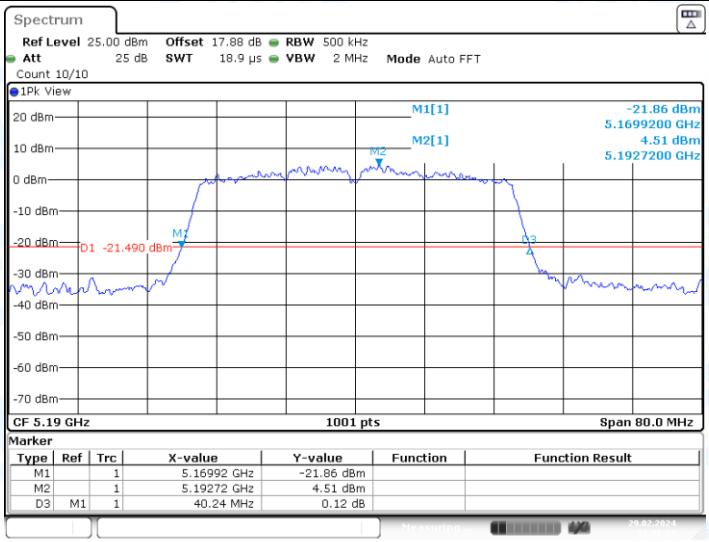

11AC40SISO_Ant1_5230

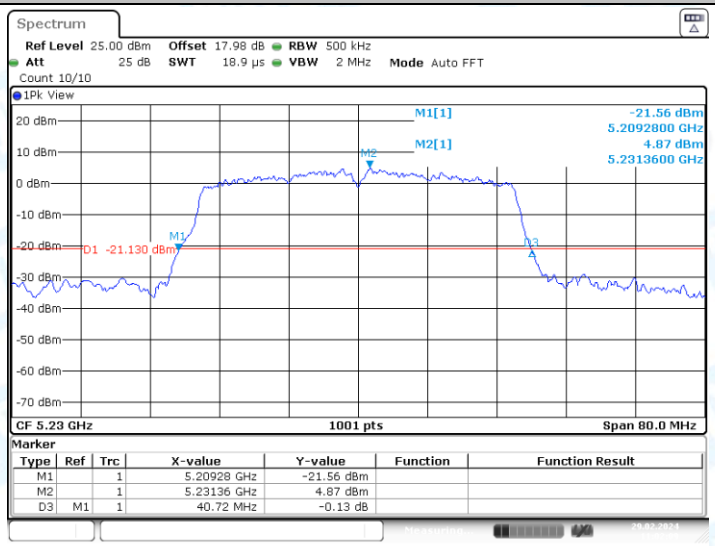

11AC80SISO_Ant1_5210

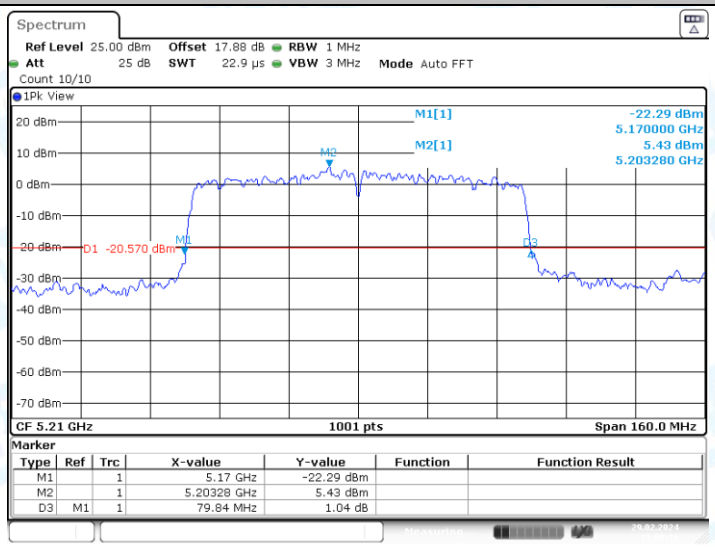

2. Occupied channel bandwidth

2.1.Test Result

TestMode	Antenna	Channel	OCB [MHz]	FL[MHz]	FH[MHz]	Limit[MHz]	Verdict
11A	Ant1	5180	16.823	5171.5285	5188.3516	---	---
		5200	16.783	5191.6084	5208.3916	---	---
		5240	16.903	5231.6084	5248.5115	---	---
		5745	17.063	5736.3686	5753.4316	---	---
		5785	17.063	5776.5285	5793.5914	---	---
		5825	17.103	5816.4885	5833.5914	---	---
11N20SISO	Ant1	5180	18.022	5171.0090	5189.0310	---	---
		5200	18.222	5190.7293	5208.9510	---	---
		5240	18.062	5230.8891	5248.9510	---	---
		5745	17.982	5736.0090	5753.9910	---	---
		5785	17.862	5776.0889	5793.9510	---	---
		5825	17.902	5815.9690	5833.8711	---	---
11N40SISO	Ant1	5190	36.204	5171.9381	5208.1419	---	---
		5230	36.284	5211.9381	5248.2218	---	---
		5755	36.044	5737.0180	5773.0619	---	---
		5795	36.284	5776.8581	5813.1419	---	---
11AC20SISO	Ant1	5180	17.822	5171.0490	5188.8711	---	---
		5200	17.862	5191.1289	5208.9910	---	---
		5240	17.862	5231.0889	5248.9510	---	---
		5745	17.982	5735.8891	5753.8711	---	---
		5785	17.942	5776.0490	5793.9910	---	---
		5825	18.062	5815.9291	5833.9910	---	---
11AC40SISO	Ant1	5190	36.044	5171.9381	5207.9820	---	---
		5230	36.044	5212.0180	5248.0619	---	---
		5755	36.124	5736.9381	5773.0619	---	---
		5795	36.124	5776.8581	5812.9820	---	---
11AC80SISO	Ant1	5210	75.924	5171.9580	5247.8821	---	---
		5775	76.244	5736.7982	5813.0420	---	---

2.2.Test Graphs

11A_Ant1_5180

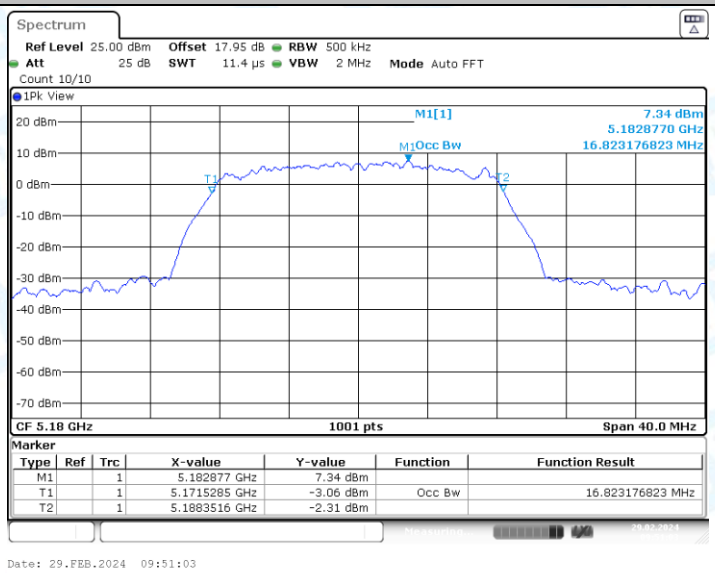

11A_Ant1_5200

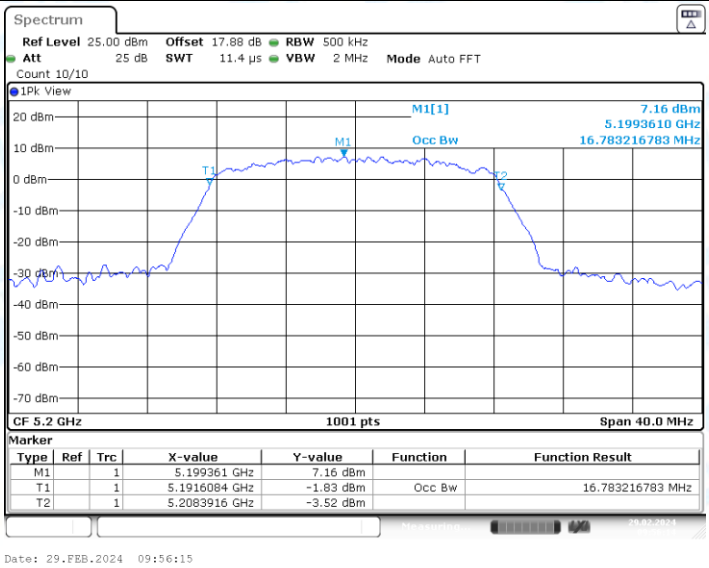

11A_Ant1_5240

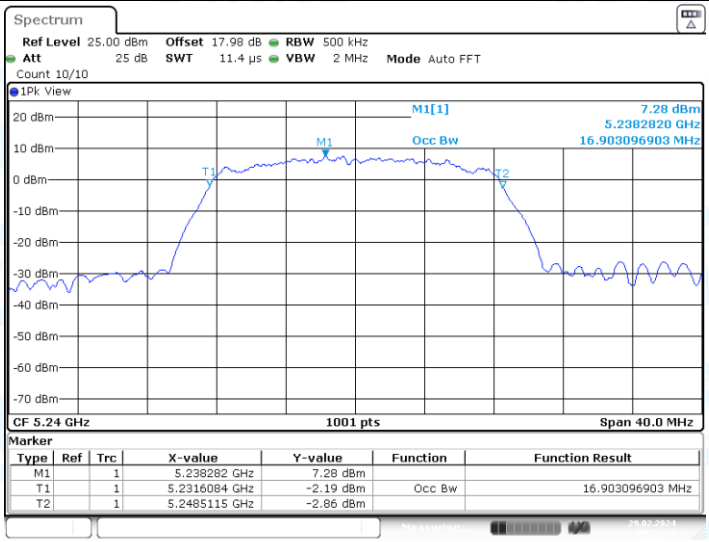

11A_Ant1_5745

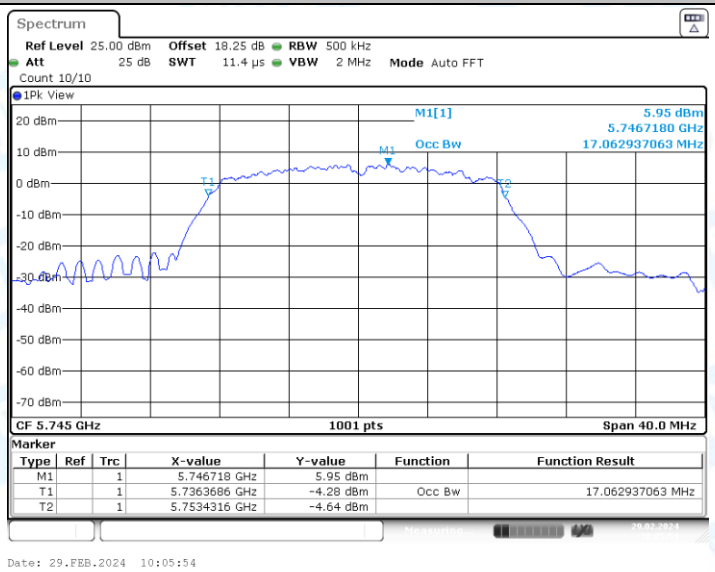

11A_Ant1_5785

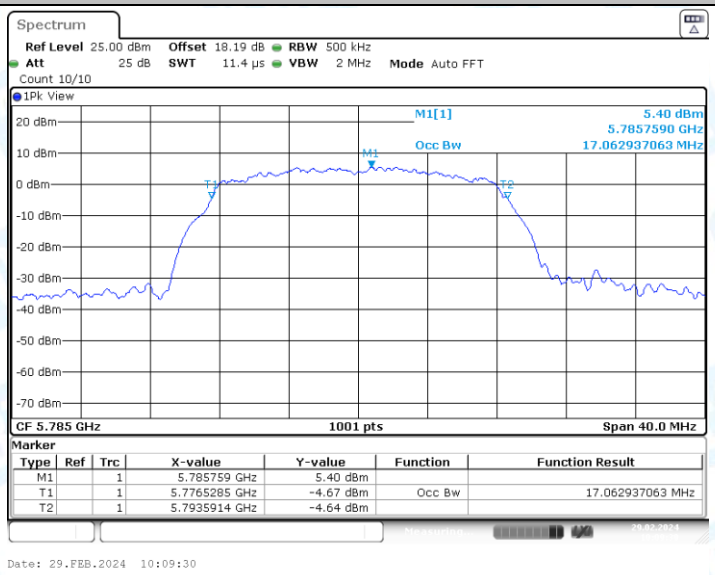

11A_Ant1_5825

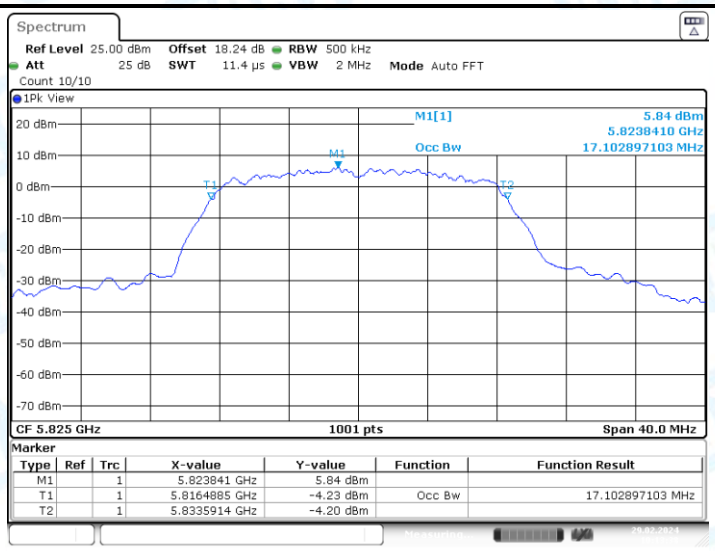

11N20SISO_Ant1_5180

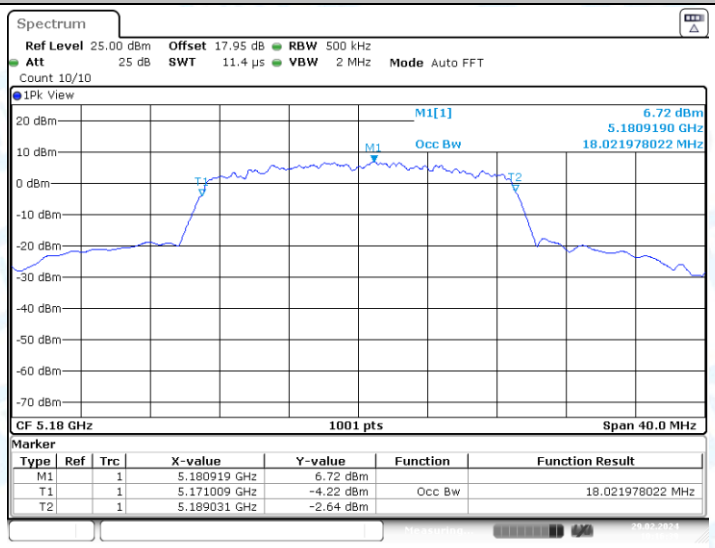

11N20SISO_Ant1_5200

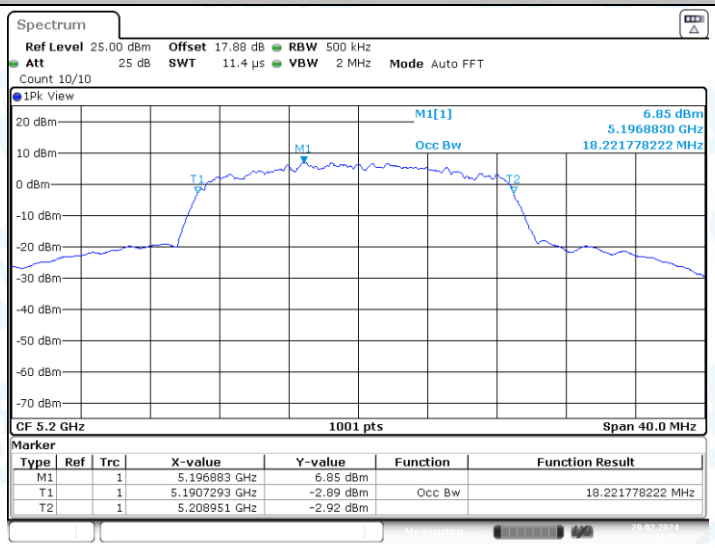

11N20SISO_Ant1_5240

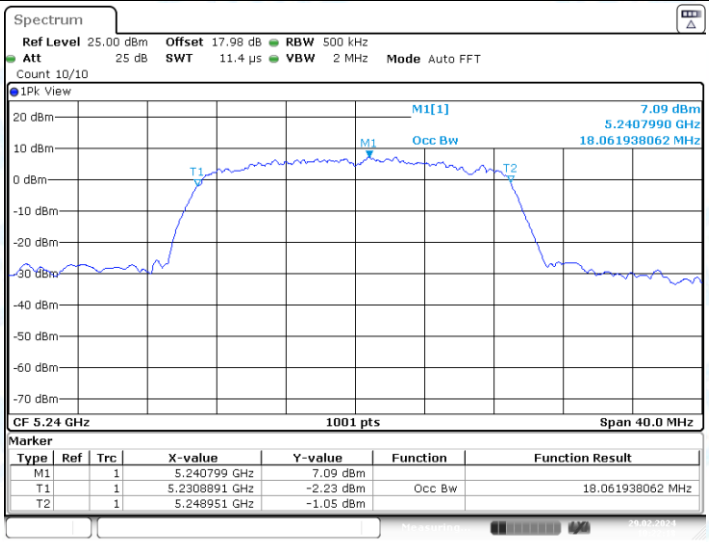

11N20SISO_Ant1_5745

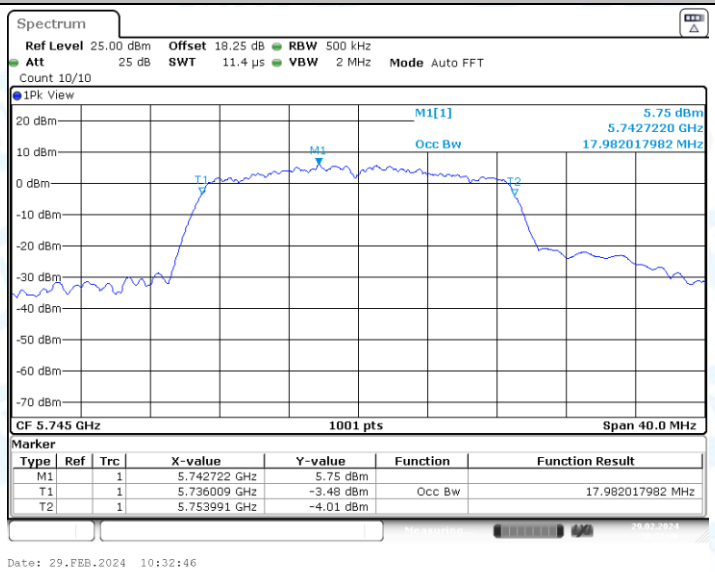

11N20SISO_Ant1_5785

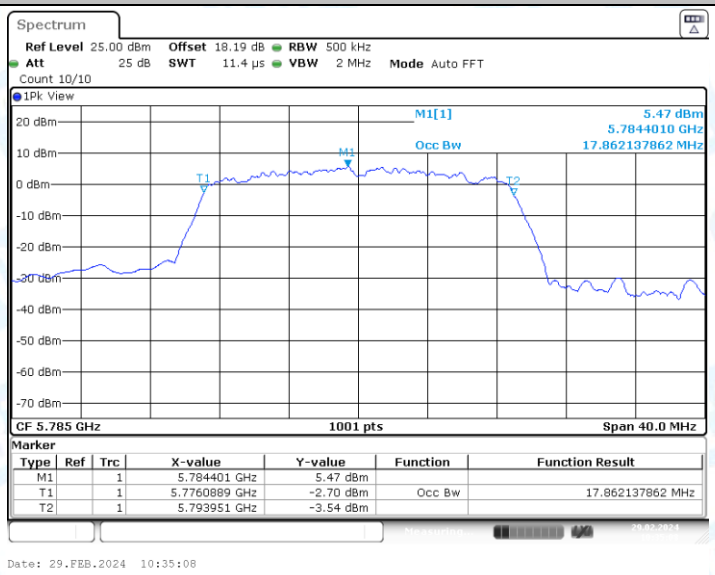

11N20SISO_Ant1_5825

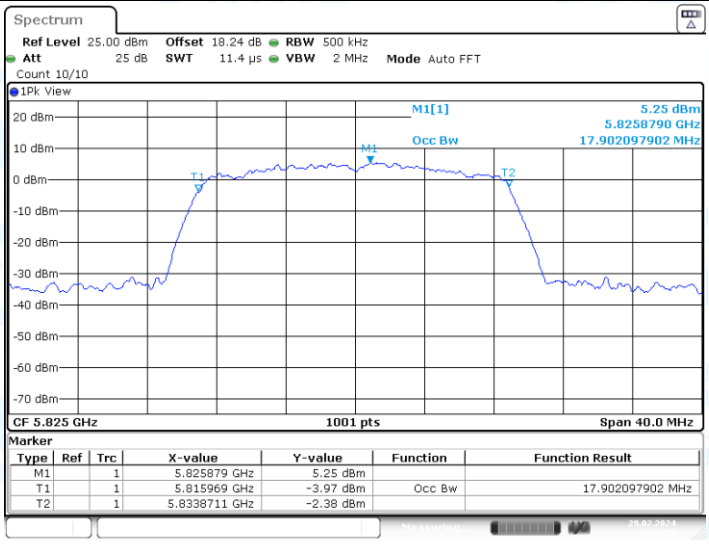

11N40SISO_Ant1_5190

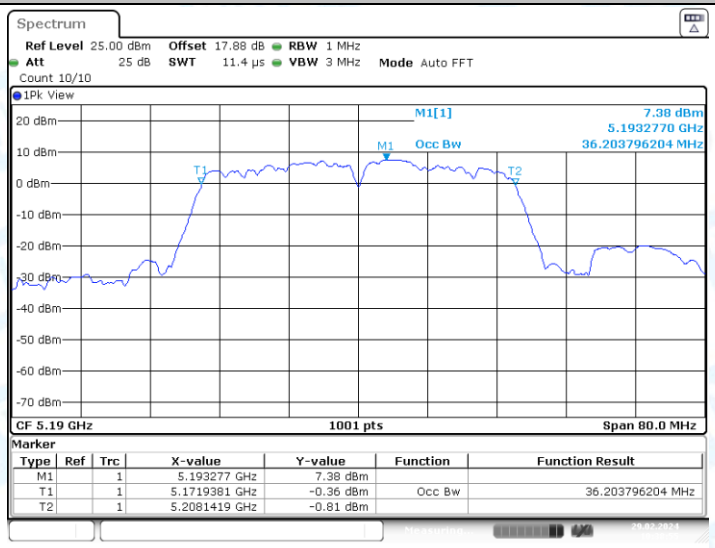

11N40SISO_Ant1_5230

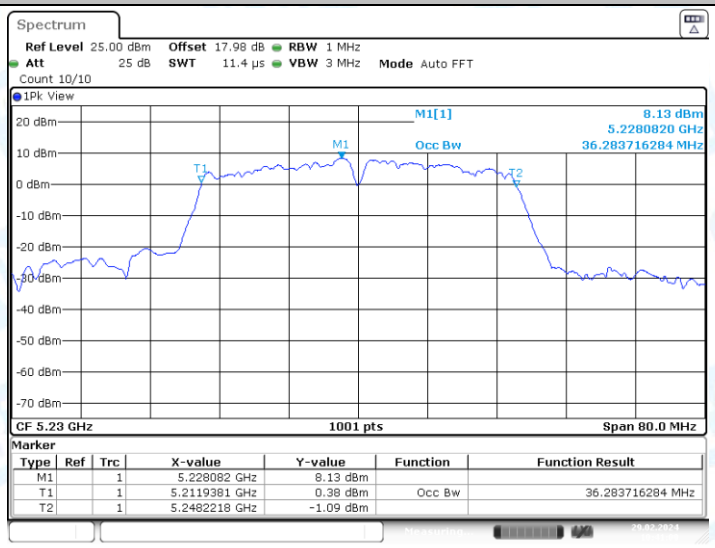

11N40SISO_Ant1_5755

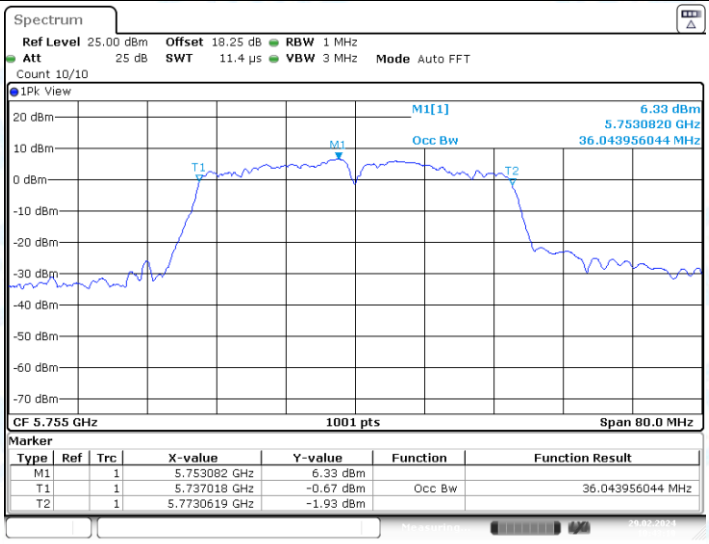

11N40SISO_Ant1_5795

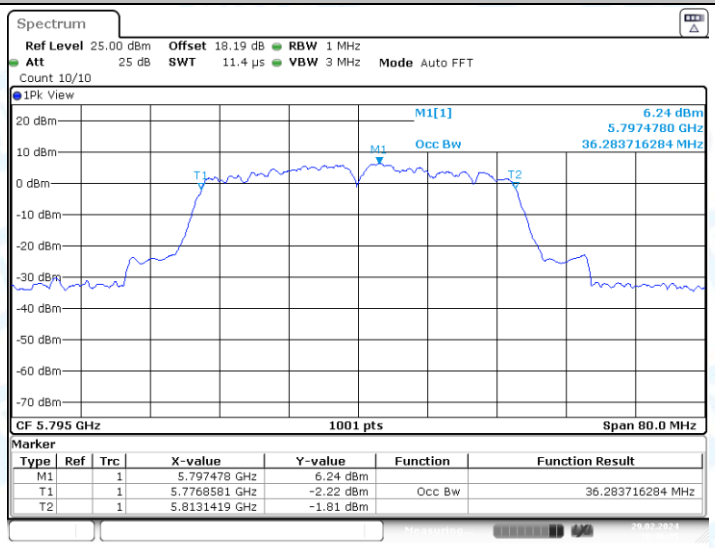

11AC20SISO_Ant1_5180

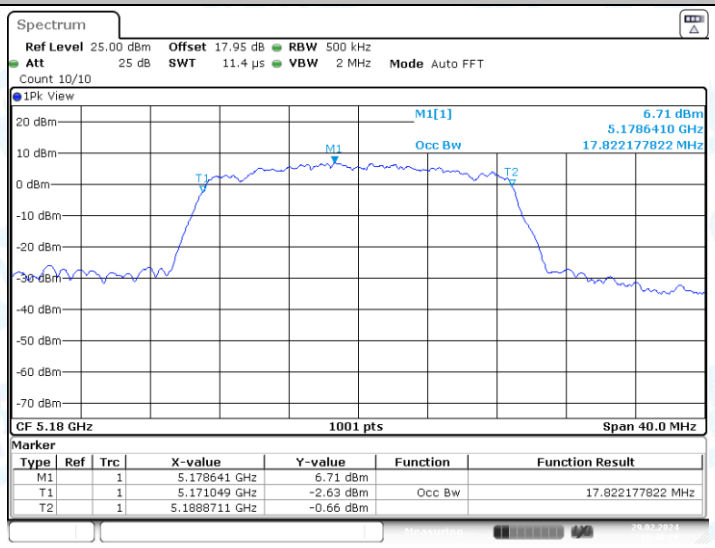

11AC20SISO_Ant1_5200

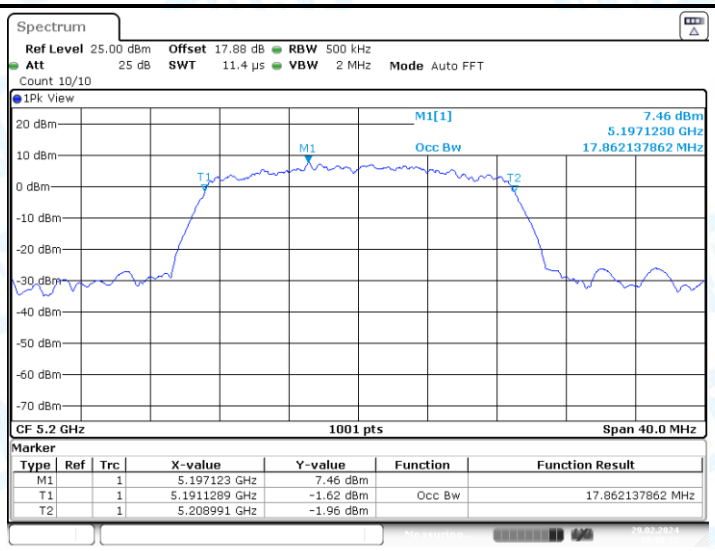

11AC20SISO_Ant1_5240

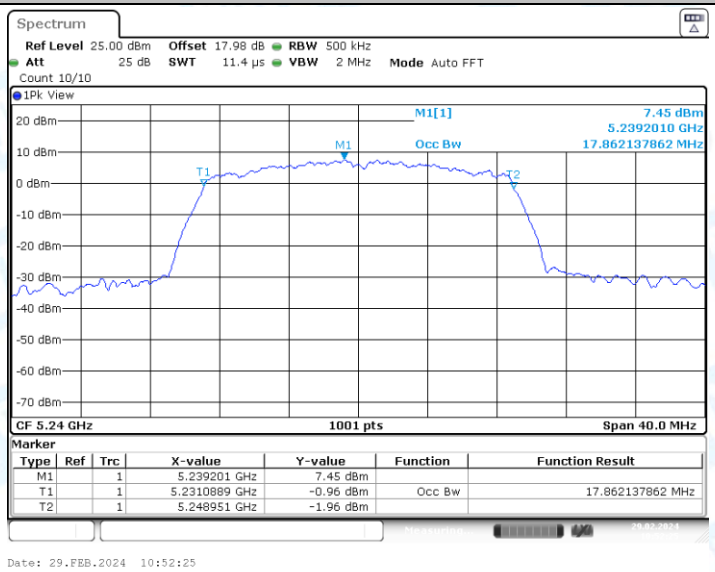

11AC20SISO_Ant1_5745

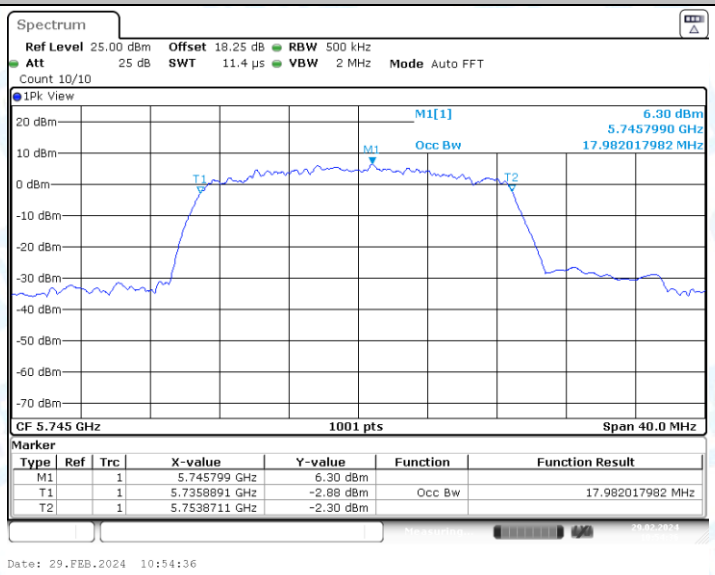

11AC20SISO_Ant1_5785

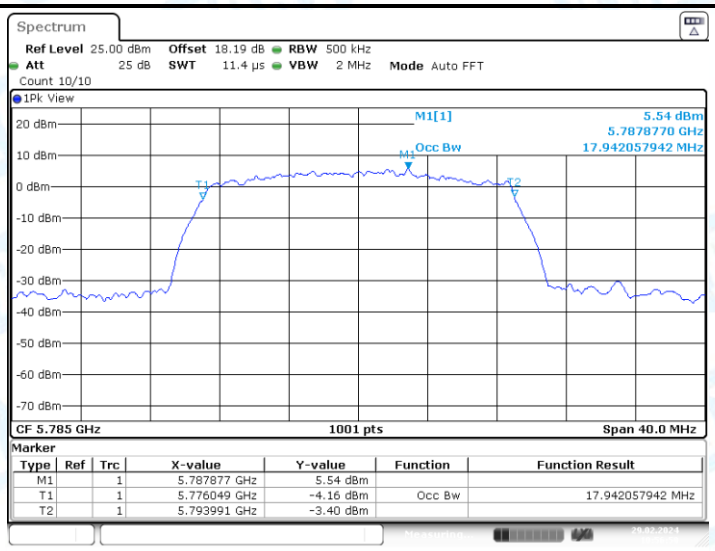

11AC20SISO_Ant1_5825

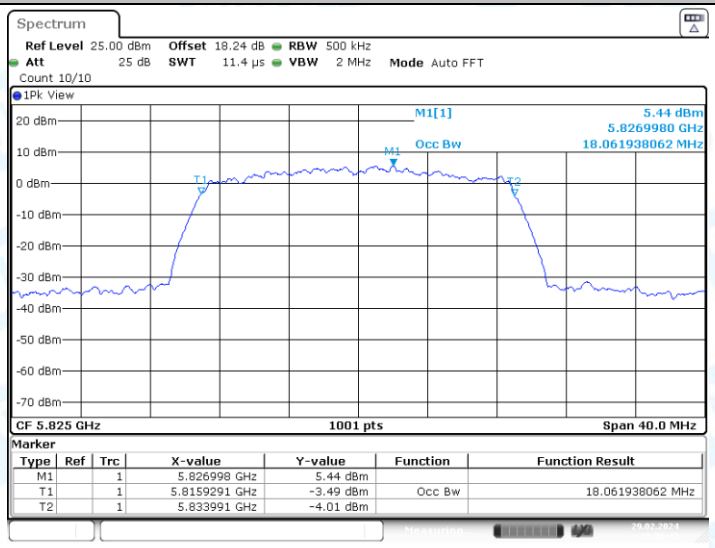

11AC40SISO_Ant1_5190

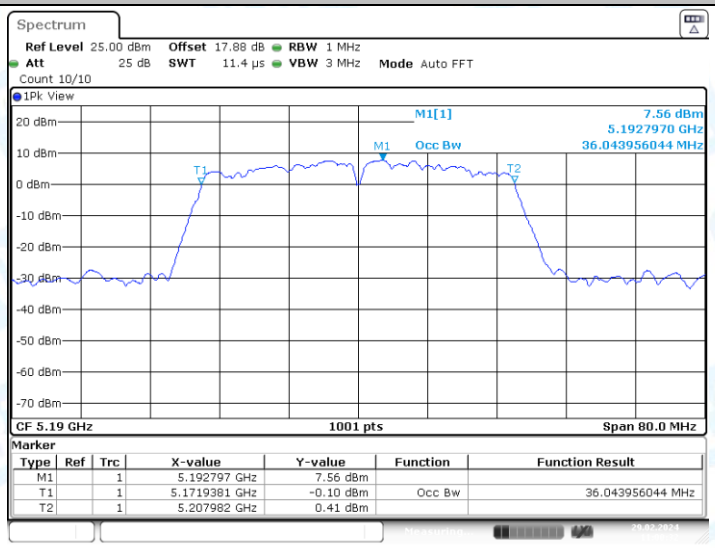

11AC40SISO_Ant1_5230

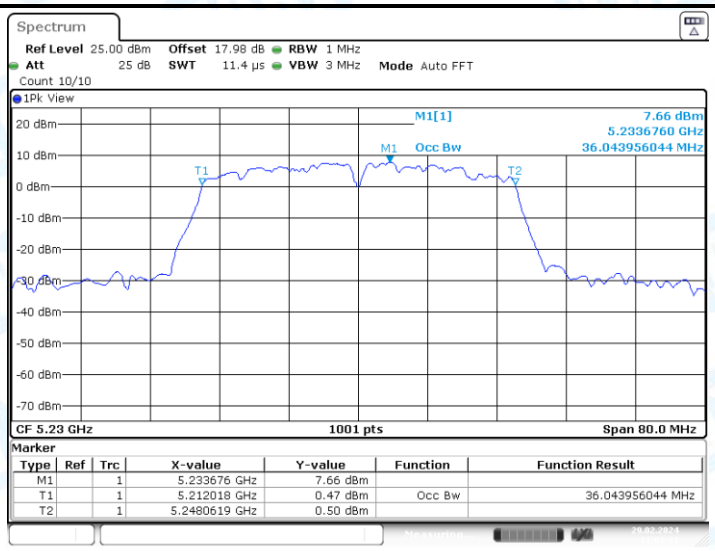

11AC40SISO_Ant1_5755

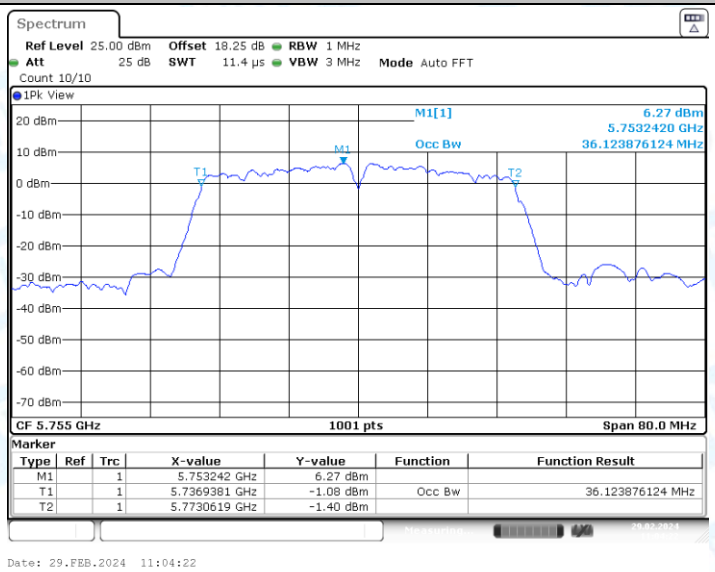

11AC40SISO_Ant1_5795

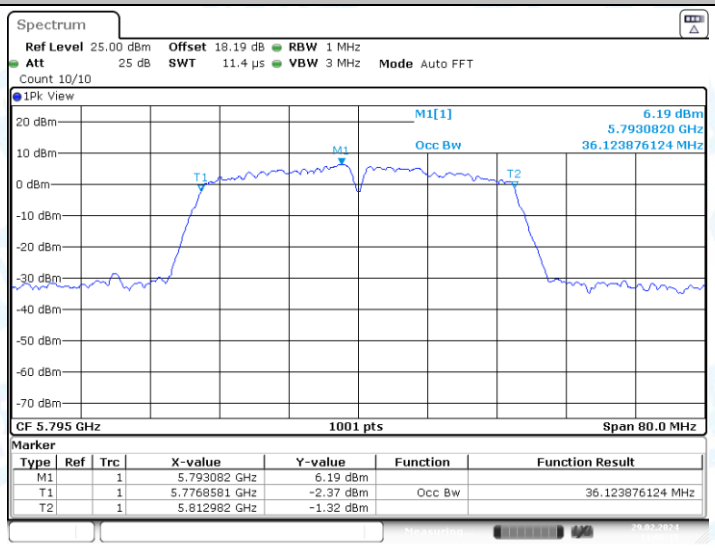

11AC80SISO_Ant1_5210

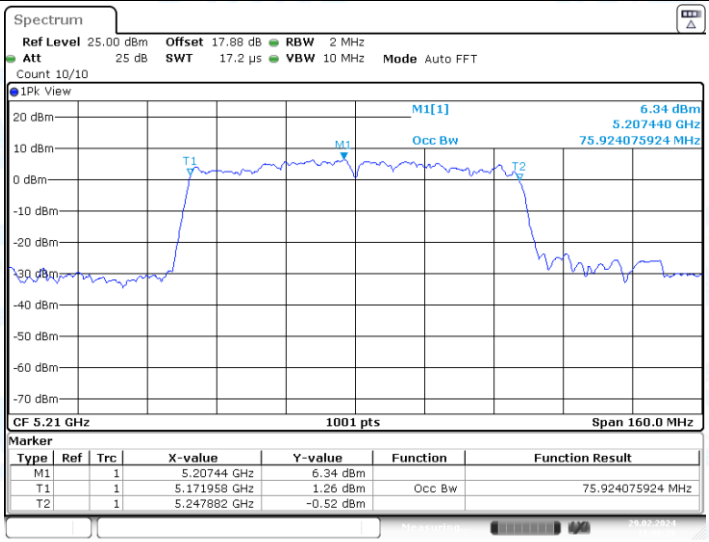

11AC80SISO_Ant1_5775

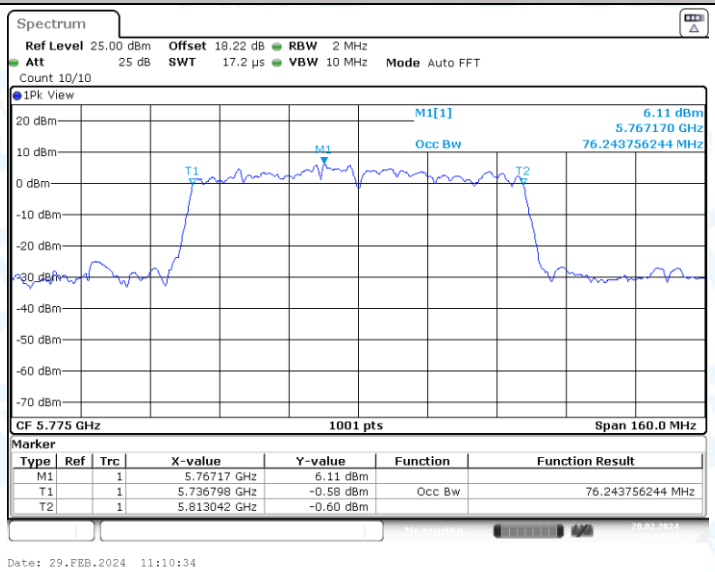

3. Min emission bandwidth

3.1.Test Result

TestMode	Antenna	Channel	6db EBW [MHz]	FL[MHz]	FH[MHz]	Limit[MHz]	Verdict
11A	Ant1	5745	16.32	5736.84	5753.16	0.5	PASS
		5785	15.12	5777.44	5792.56	0.5	PASS
		5825	13.88	5818.68	5832.56	0.5	PASS
11N20SISO	Ant1	5745	17.56	5736.20	5753.76	0.5	PASS
		5785	15.08	5777.44	5792.52	0.5	PASS
		5825	15.12	5817.44	5832.56	0.5	PASS
11N40SISO	Ant1	5755	35.12	5737.40	5772.52	0.5	PASS
		5795	35.04	5777.56	5812.60	0.5	PASS
11AC20SISO	Ant1	5745	15.12	5737.44	5752.56	0.5	PASS
		5785	15.08	5777.44	5792.52	0.5	PASS
		5825	13.88	5818.68	5832.56	0.5	PASS
11AC40SISO	Ant1	5755	35.12	5737.40	5772.52	0.5	PASS
		5795	35.12	5777.48	5812.60	0.5	PASS
11AC80SISO	Ant1	5775	72.64	5737.40	5810.04	0.5	PASS

3.2.Test Graphs

11A_Ant1_5745

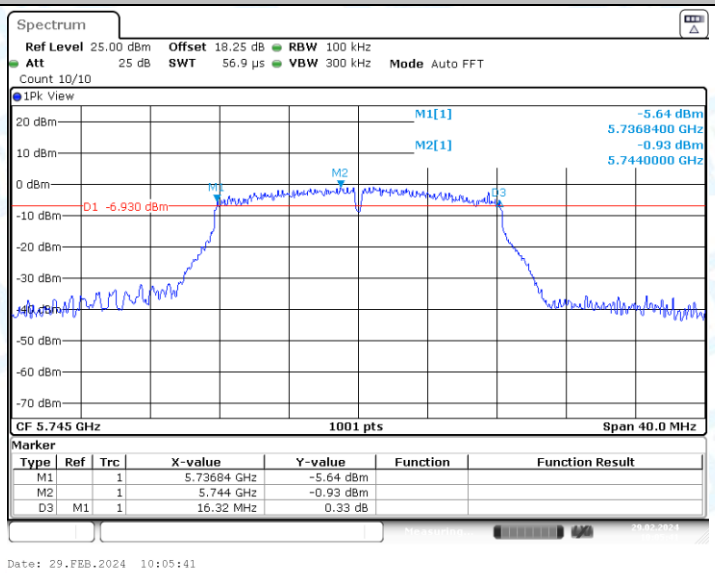

11A_Ant1_5785

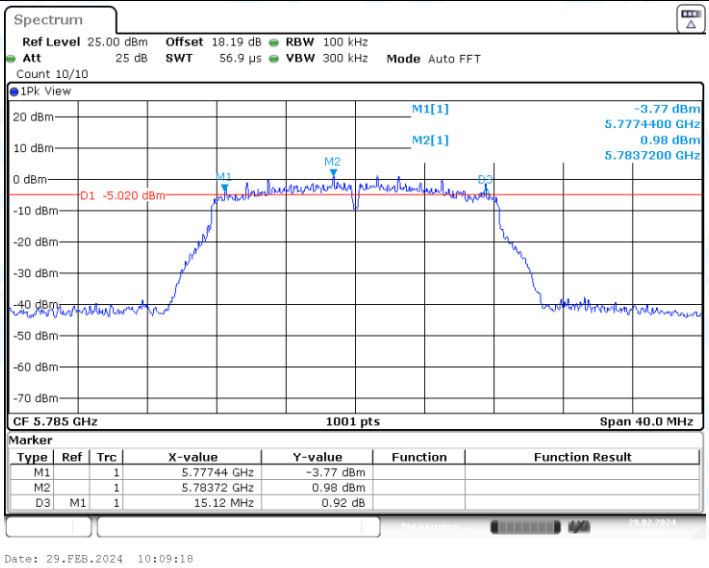

11A_Ant1_5825

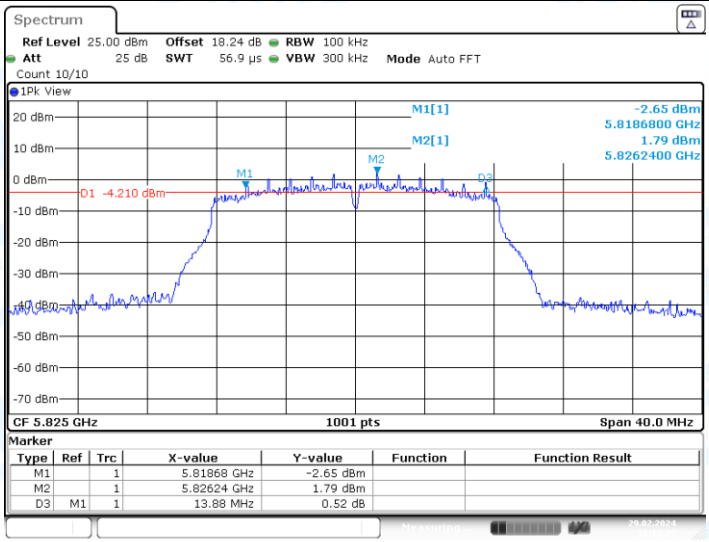

11N20SISO_Ant1_5745

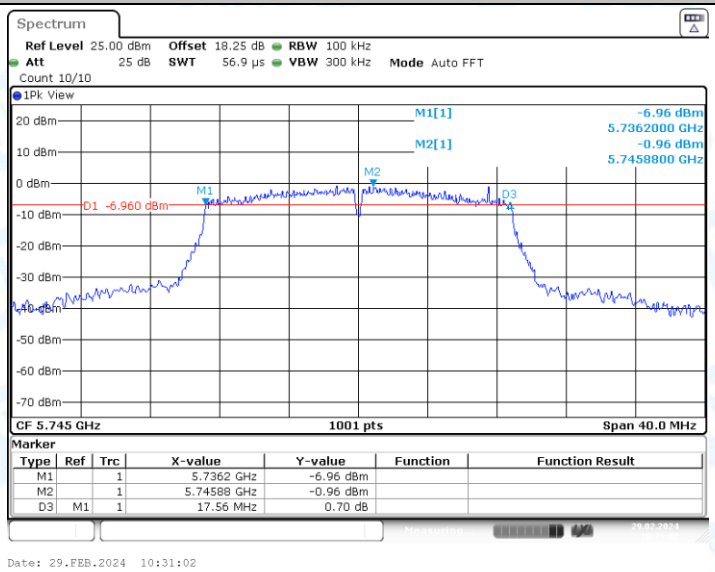

11N20SISO_Ant1_5785

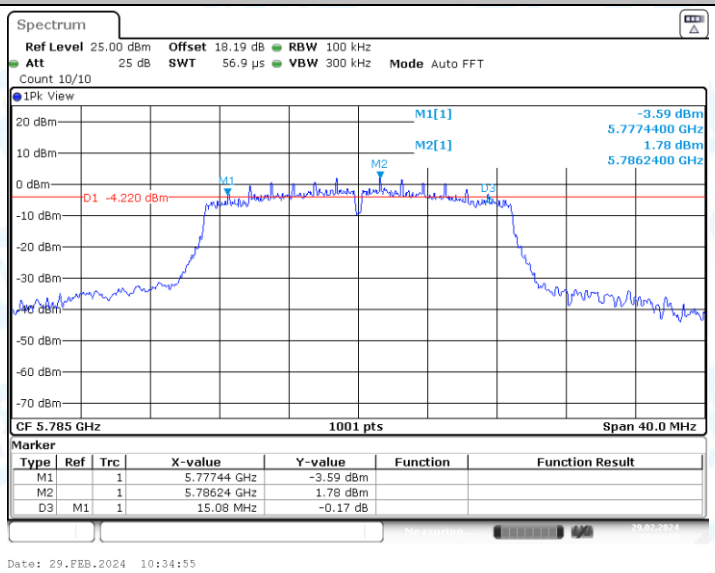

11N20SISO_Ant1_5825

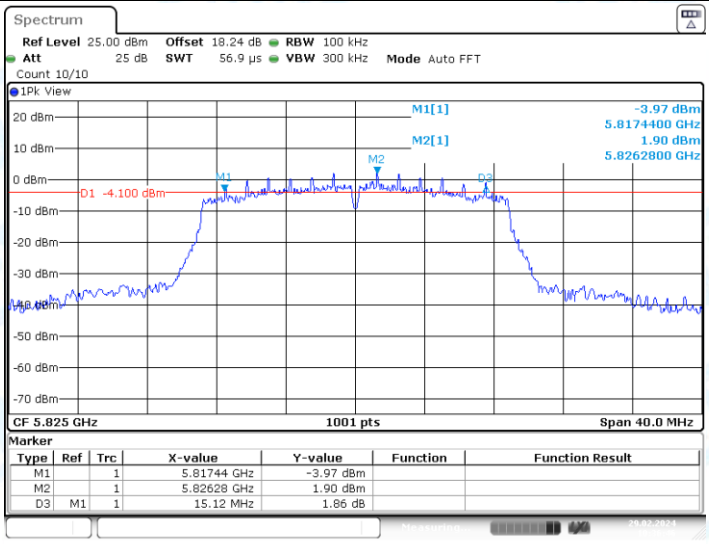

11N40SISO_Ant1_5755

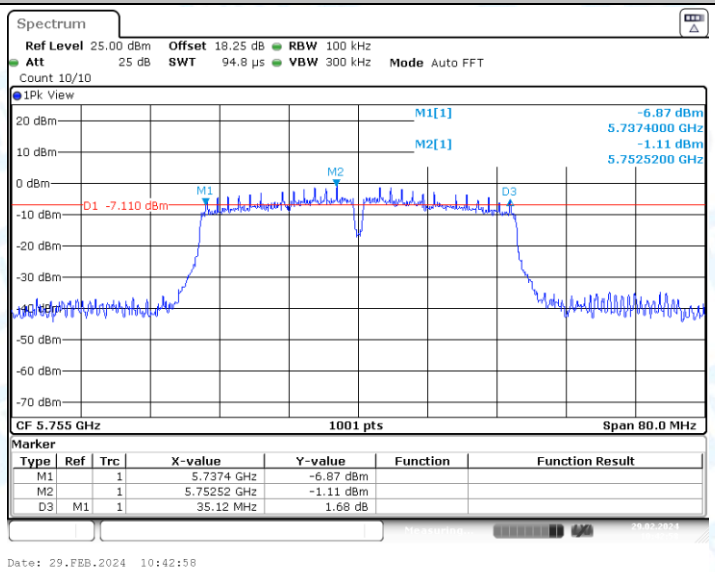

11N40SISO_Ant1_5795

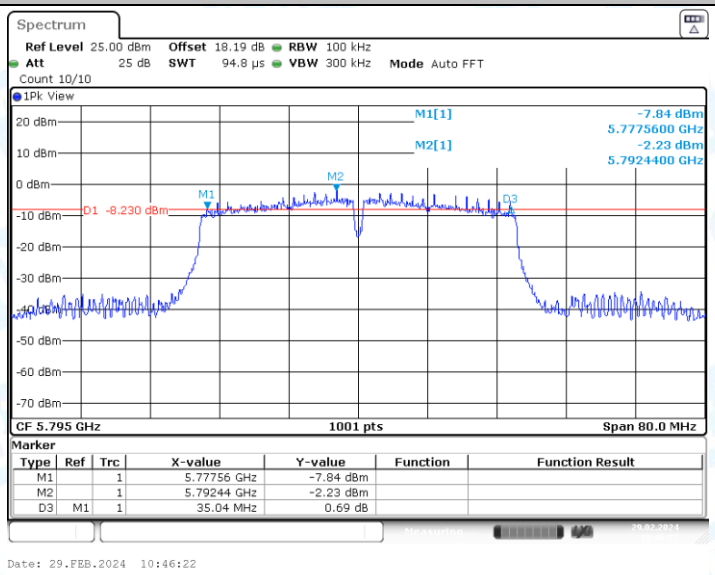

11AC20SISO_Ant1_5745

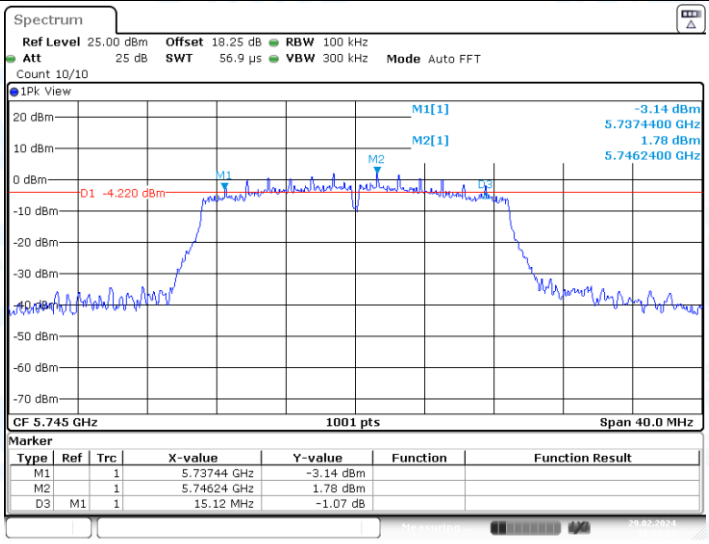

11AC20SISO_Ant1_5785

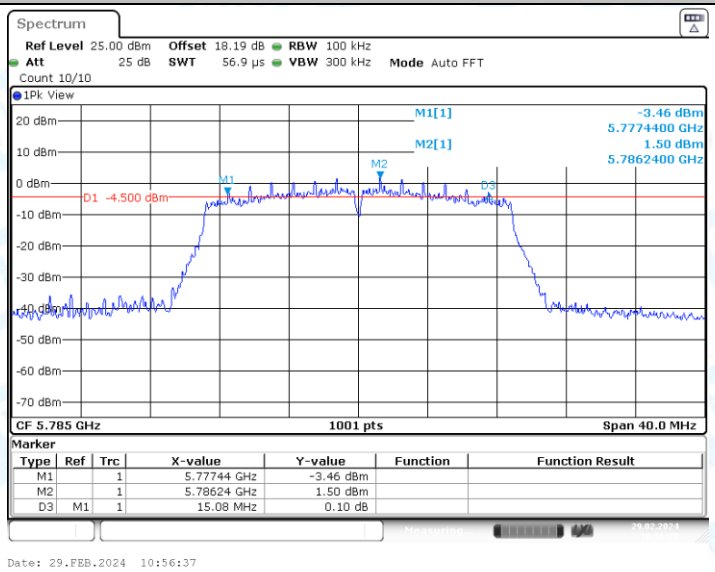

11AC20SISO_Ant1_5825

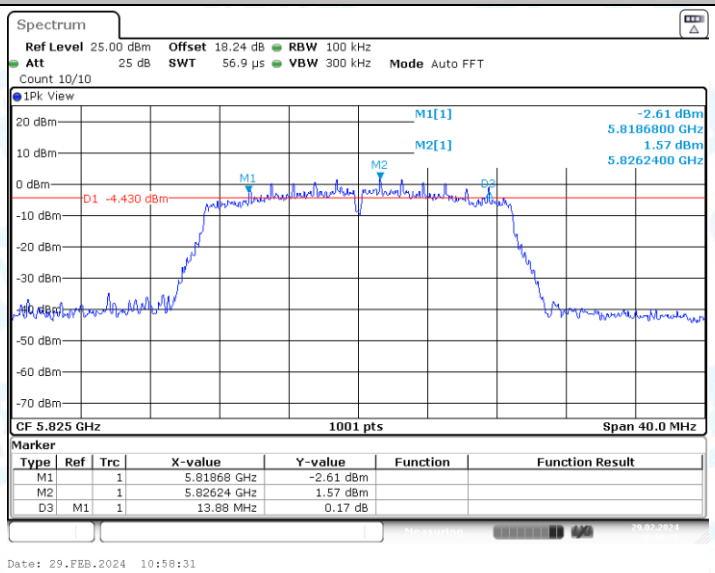

11AC40SISO_Ant1_5755

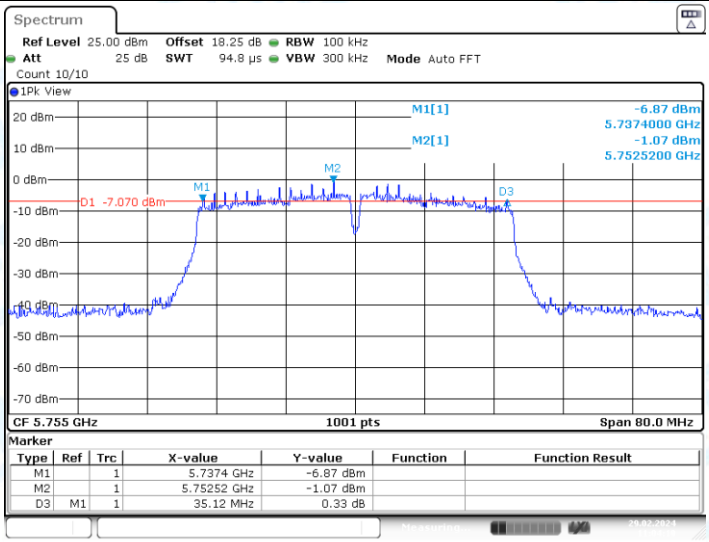

11AC40SISO_Ant1_5795

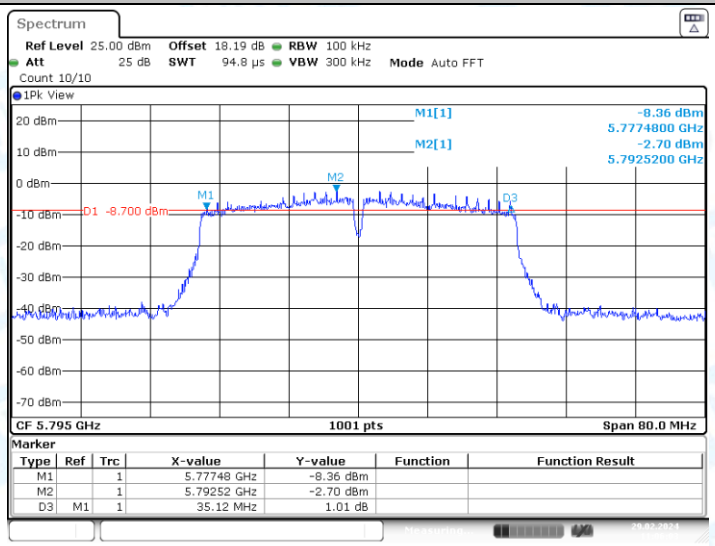

11AC80SISO_Ant1_5775

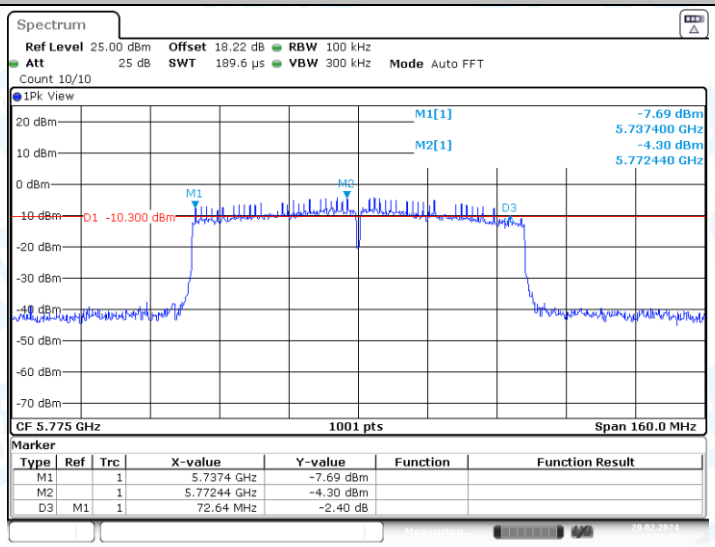

4. Maximum conducted output power

4.1.Test Result

Test Mode	Antenna	Channel	Result[dBm]	Limit[dBm]	Verdict
11A	Ant1	5180	10.49	≤23.98	PASS
		5200	10.80	≤23.98	PASS
		5240	11.09	≤23.98	PASS
		5745	9.15	≤30.00	PASS
		5785	9.00	≤30.00	PASS
		5825	8.92	≤30.00	PASS
11N20SISO	Ant1	5180	10.52	≤23.98	PASS
		5200	10.52	≤23.98	PASS
		5240	11.05	≤23.98	PASS
		5745	9.06	≤30.00	PASS
		5785	8.72	≤30.00	PASS
		5825	8.98	≤30.00	PASS
11N40SISO	Ant1	5190	10.56	≤23.98	PASS
		5230	11.04	≤23.98	PASS
		5755	8.93	≤30.00	PASS
		5795	8.96	≤30.00	PASS
11AC20SISO	Ant1	5180	10.50	≤23.98	PASS
		5200	10.67	≤23.98	PASS
		5240	11.11	≤23.98	PASS
		5745	8.96	≤30.00	PASS
		5785	8.92	≤30.00	PASS
		5825	8.84	≤30.00	PASS
11AC40SISO	Ant1	5190	10.56	≤23.98	PASS
		5230	11.08	≤23.98	PASS
		5755	9.00	≤30.00	PASS
		5795	8.92	≤30.00	PASS
11AC80SISO	Ant1	5210	10.90	≤23.98	PASS
		5775	9.05	≤30.00	PASS

Note: The Duty Cycle Factor is compensated in the graph.

5. Maximum power spectral density

5.1.Test Result

TestMode	Antenna	Channel	Result [dBm/MHz]	Limit[dBm/MHz]	Verdict
11A	Ant1	5180	0.51	≤11.00	PASS
		5200	0.68	≤11.00	PASS
		5240	0.98	≤11.00	PASS
		5745	-3.71	≤30.00	PASS
		5785	-4.04	≤30.00	PASS
		5825	-3.98	≤30.00	PASS
11N20SISO	Ant1	5180	0.18	≤11.00	PASS
		5200	0.20	≤11.00	PASS
		5240	0.62	≤11.00	PASS
		5745	-4.00	≤30.00	PASS
		5785	-4.30	≤30.00	PASS
		5825	-5.23	≤30.00	PASS
11N40SISO	Ant1	5190	-2.71	≤11.00	PASS
		5230	-2.25	≤11.00	PASS
		5755	-6.99	≤30.00	PASS
		5795	-7.20	≤30.00	PASS
11AC20SISO	Ant1	5180	0.08	≤11.00	PASS
		5200	0.35	≤11.00	PASS
		5240	0.65	≤11.00	PASS
		5745	-3.92	≤30.00	PASS
		5785	-4.24	≤30.00	PASS
		5825	-4.15	≤30.00	PASS
11AC40SISO	Ant1	5190	-2.66	≤11.00	PASS
		5230	-2.25	≤11.00	PASS
		5755	-6.96	≤30.00	PASS
		5795	-7.17	≤30.00	PASS
11AC80SISO	Ant1	5210	-5.43	≤11.00	PASS
		5775	-10.03	≤30.00	PASS

Note：1.The Result and Limit Unit is dBm/500 kHz in the band 5.725–5.85 GHz.
2.The Duty Cycle Factor and RBW Factor is compensated in the graph.

5.2.Test Graphs

11A_Ant1_5180

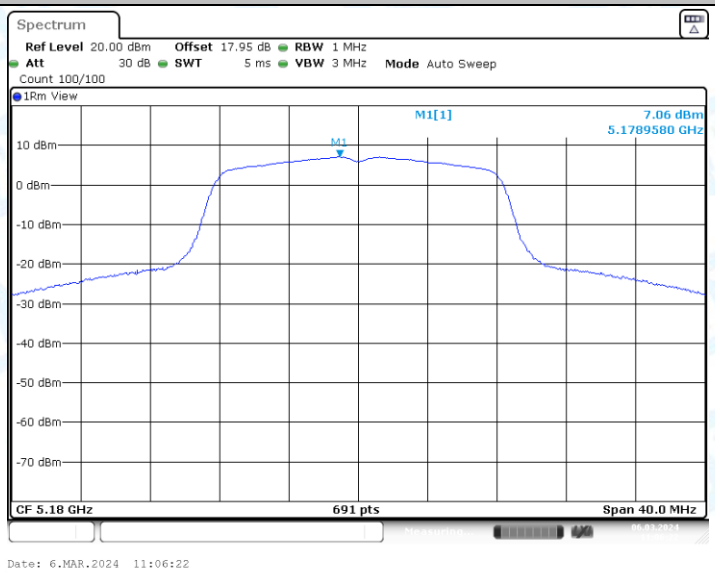

11A_Ant1_5200

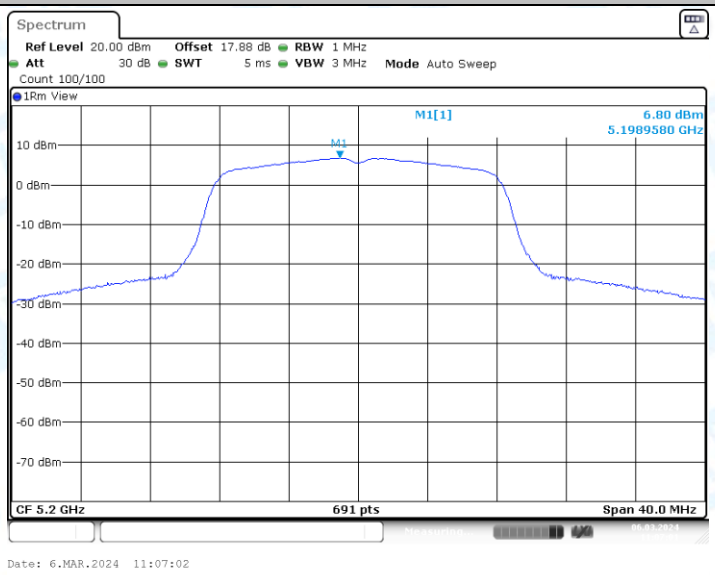

11A_Ant1_5240

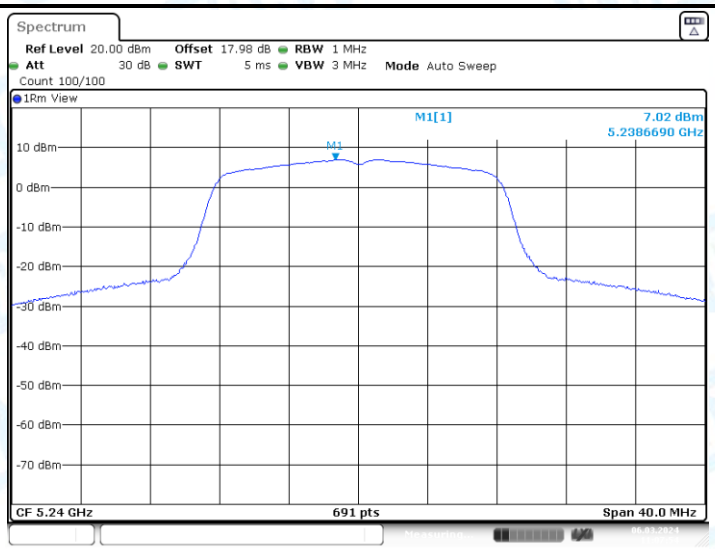

11A_Ant1_5745

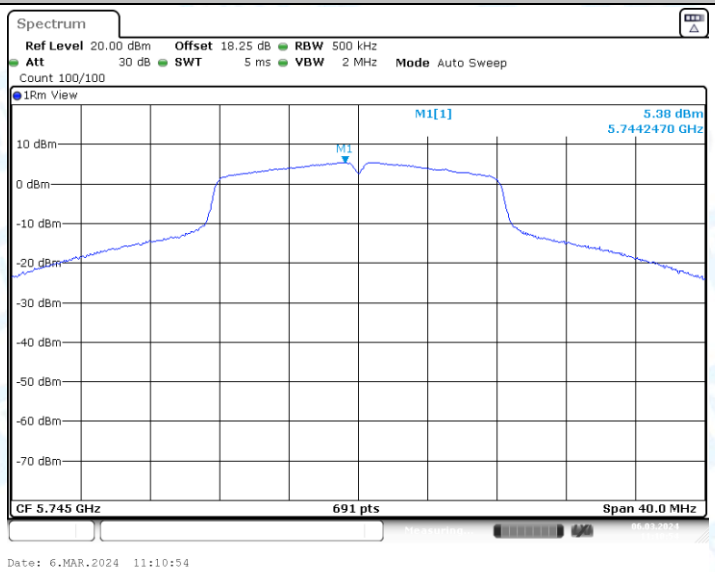

11A_Ant1_5785

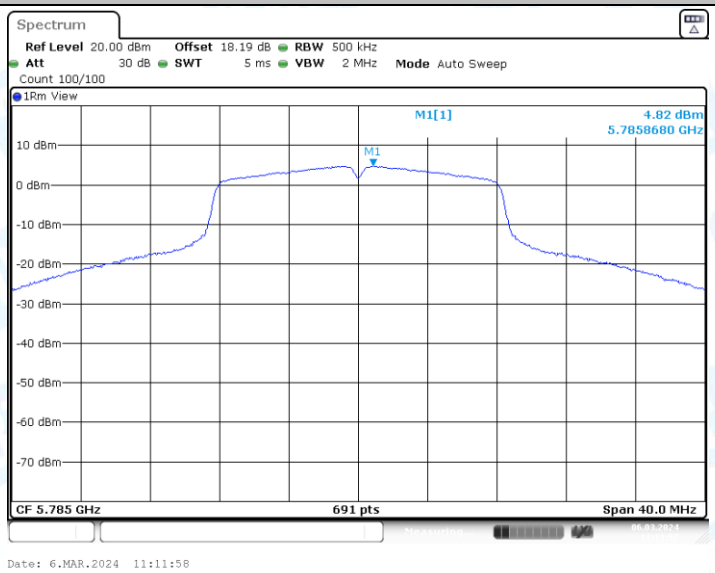

11A_Ant1_5825

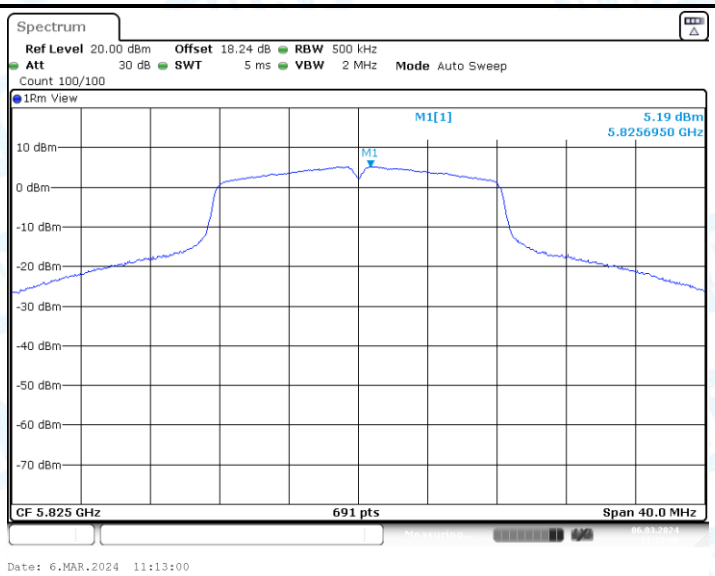

11N20SISO_Ant1_5180

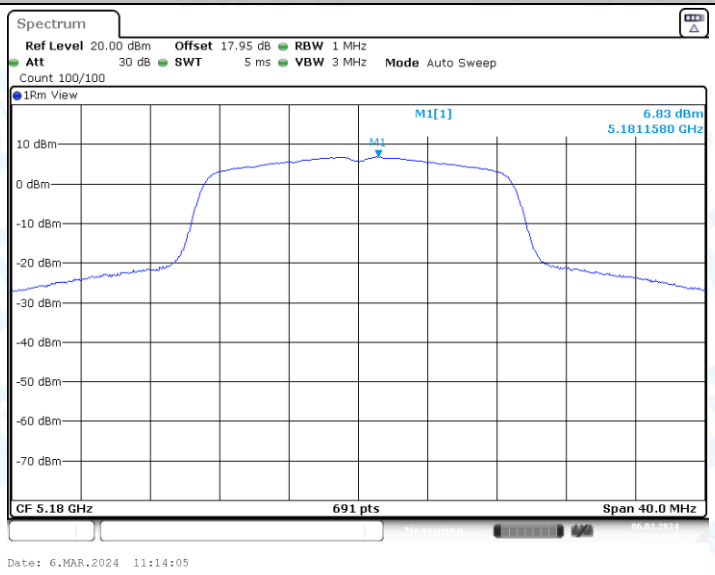

11N20SISO_Ant1_5200

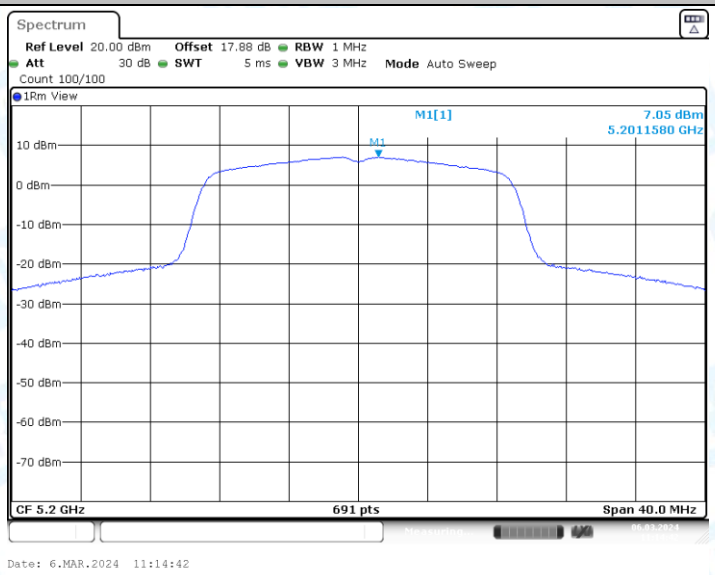

11N20SISO_Ant1_5240

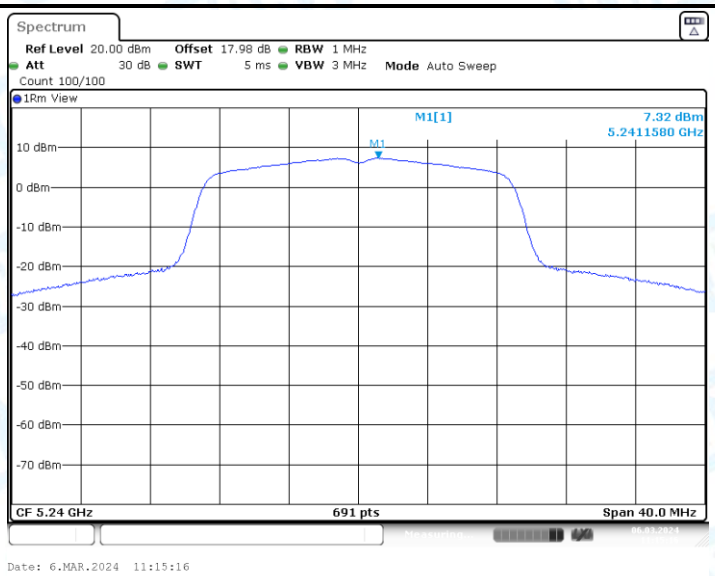

11N20SISO_Ant1_5745

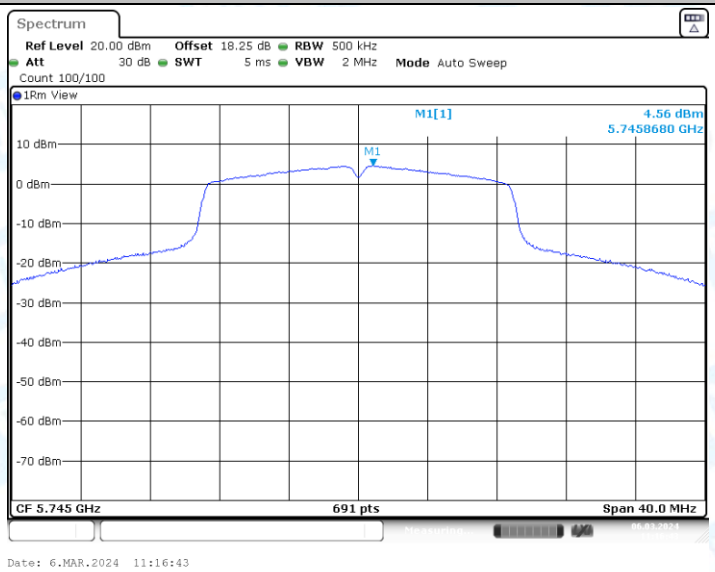

11N20SISO_Ant1_5785

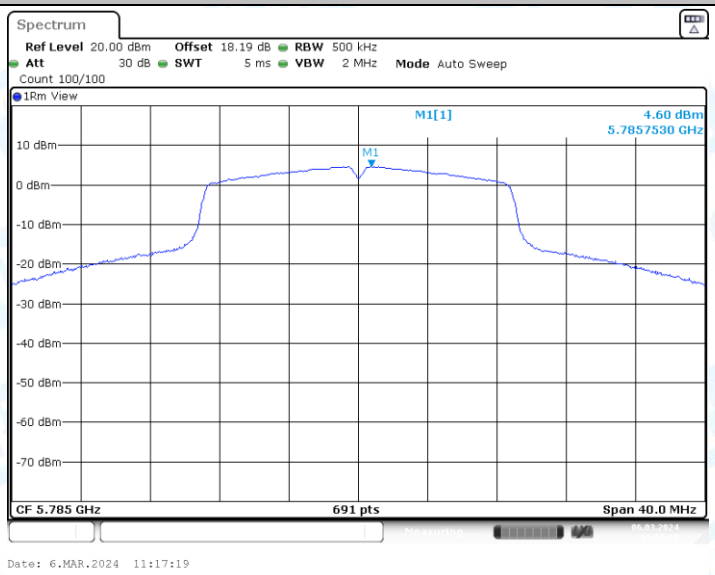

11N20SISO_Ant1_5825