产品规格书
Product Specification

客户名称 Customer Name: Yao Jin

项目名称 Project Name： MIFI-2.4G PCB Internal Antenna

规格描述 Product Spec： YJ-2.4G-PCB 17×7.0

中科料号 Customer P/N：

版　　本 REV： V1.0

日　　期 Date： 2023.09.15

制 作 drawing	审 核 check	批 准 approved
YIAOGONGZHE	WANGYUMEI	JIANGZHENHUAN

客户承认 Customer Approve

审 核 check	批 准 approved	承 认 approval

承认书项目表

Admission book item table

NO.	内 容 （Contents）	页 数 （Number of Page）	页 码 （Page Code）
1	承认书封面 （Admit the cover）	1	1
2	承认书项目表 （Admission book item table）	1	2
3	测试设备及原理 Testing Equipment and Principle	1	3
4	测试设备 （Test equipment）	1	4
5	测试环境 （Test environment）	1	5
6	工程成品图 （Finished drawing）	1	6
7	电性测试报告 （Electrical test report）	1	7
8	S参数测试报告 （Parameter test report）	1	8
9	无源测试报告（Passive test report）	1	9-49
10	-	-	-
11	-	-	-
12	-	-	-

测试设备及原理 Testing Equipment and Principle

1. 测试设备 Test equipment：

网络分析仪 Network Analyzers ：

Agilent 5071C

综合测试仪 Communications Test Set:

Agilent E5071C CMW500 8820C

3D 暗室测试系统 3D Chamber Test System：

2. 测试原理 Testing Principles：

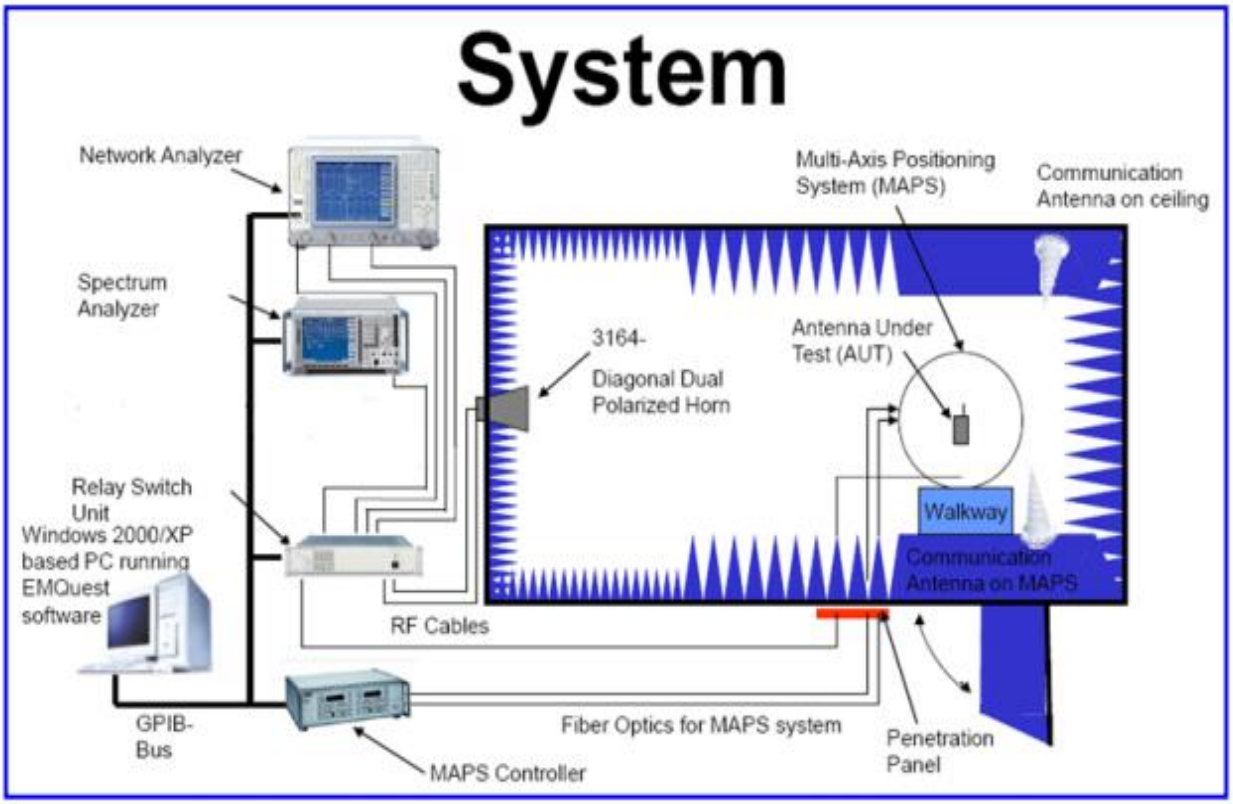

测试设备

Passive test report

设备名称：5071C
Device name: 5071C

测试环境

Test environment





设备名称：微波暗室

Device name: Microwave darkroom

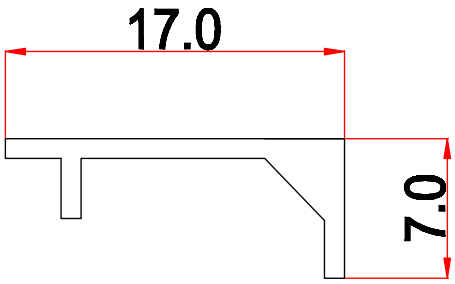

NO	PART NAME	DESCRIPTION	Q.TY
1	天线	17.0*7.0MM	1

CUSTOMER			
PART NO			
TITLE	2.4G Antenna		
S.H P/NO	SL227P.300007.P01		
SIZE	DRAWED	CHECKED	APPROVED
A4	LUOYI	ZOUJIE	

TOLERANCE UNLESS OTHERWISE SPECIFIED		
UNIT:mm	ANGLES ±0.5°	X. ±2.0
SHEET: 1/1	X.XX ±0.2	XX. ±5.0
SCALE: 1/1	X.X ±0.5	DATE:20233-11-06

电 性 测 试 报 告
Test Reports

Electrical Properties	
Frequency	2400MHz
Impedance	50 0hm Nominal
V.S.W.R	1.92 : 1 Max
Return Loss	-10 dB Max
Radiation	Omni-directional
Gain (Peak)	-2.35dBi
Cable Loss	
Polarization	Linear, Vertical
Admitted Power	1 W
Connector	
Physical Properties	
Antenna Material	
Cable Type	
Operating Temp.	-10 ~ +60 ˚C
Storage Temp.	-10 ~ +70 ˚C
Cable Color	

S 参 数 测 试

S Parameter Test

Agilent E5071C	

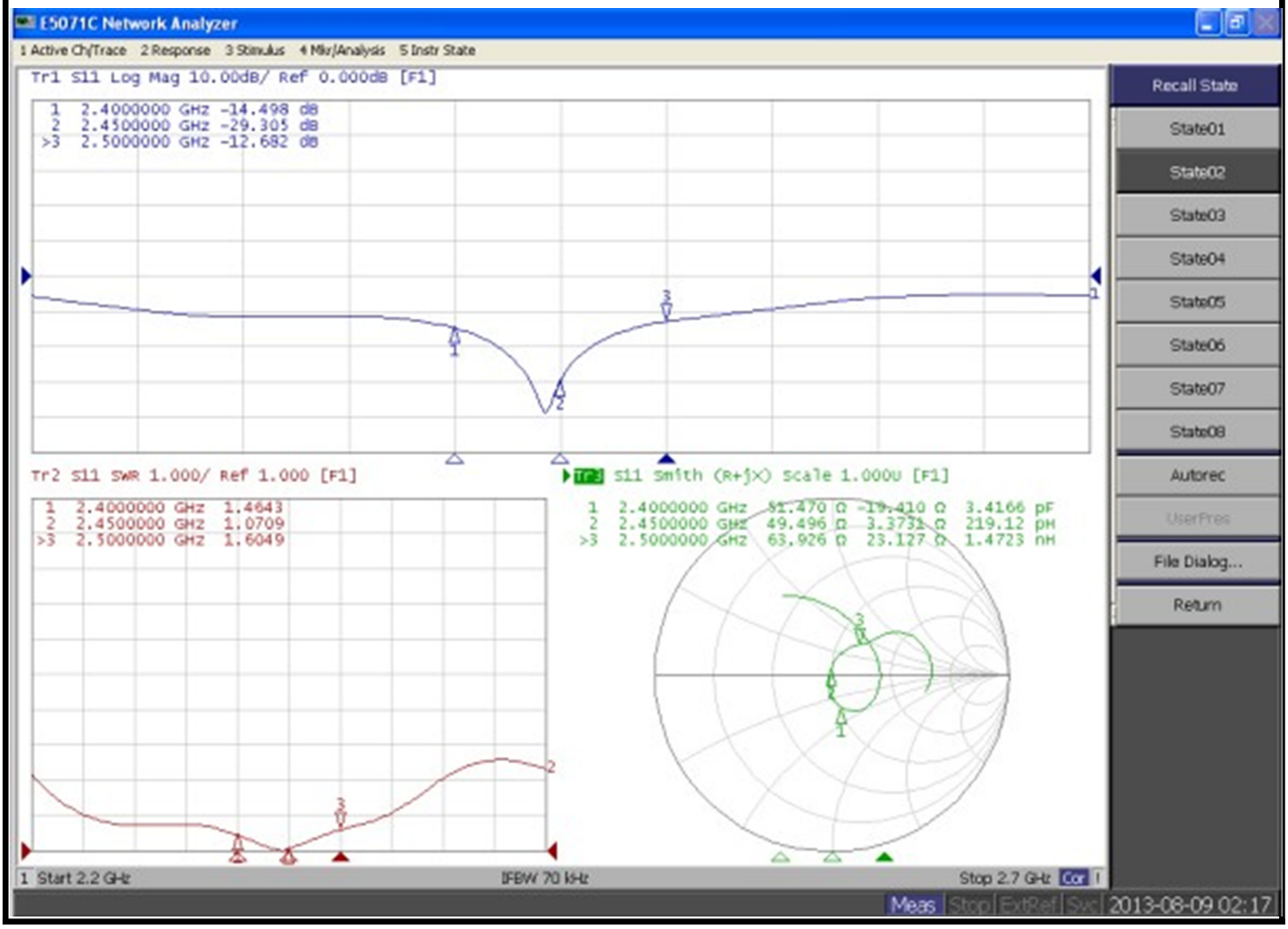

3D 2400

2400.000MHz

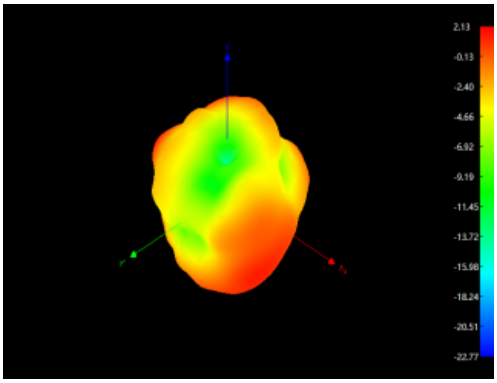

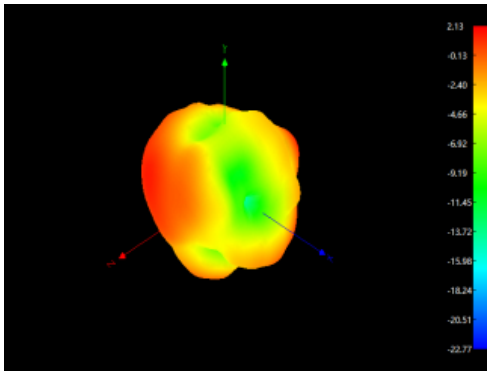

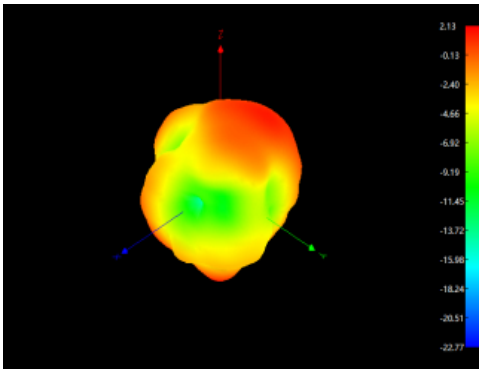

3D 2450

2450.000MHz

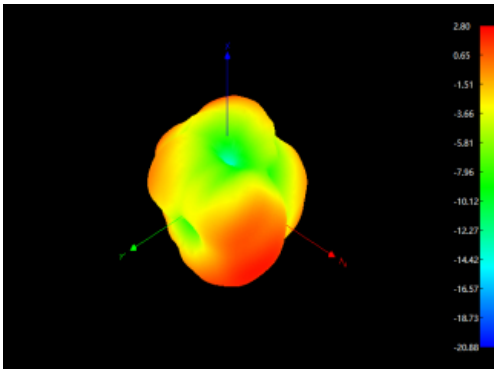

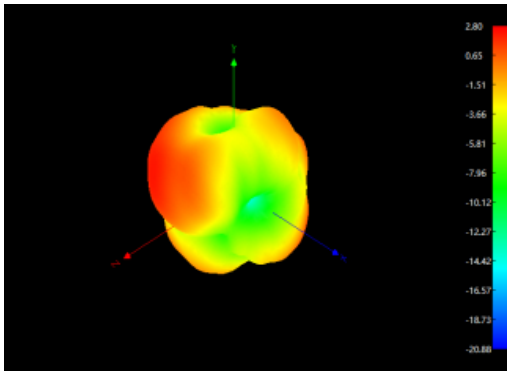

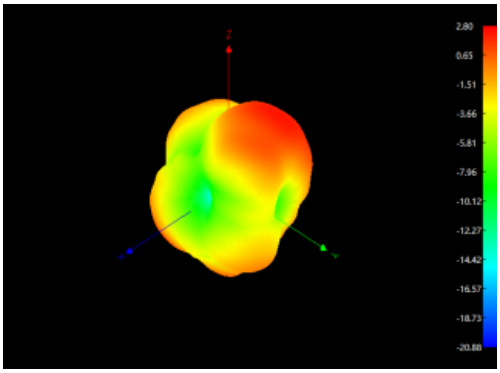

3D 2500
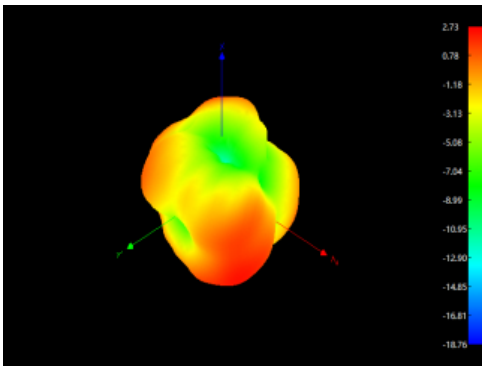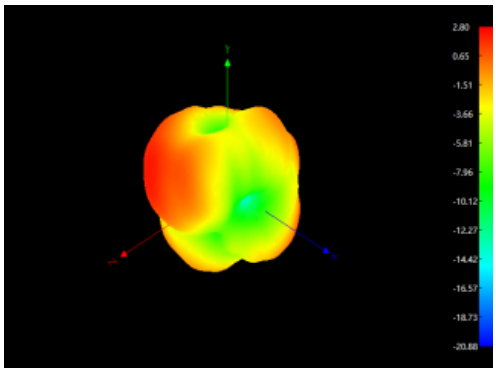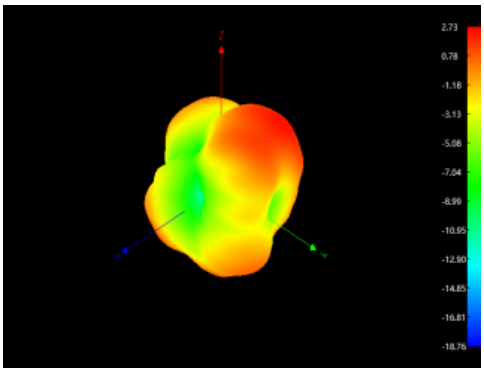
2500.000MHz