FCC Test Report

Report No.: AGC08791220804FE06

FCC ID	:	2A8JCA3WIFI
APPLICATION PURPOSE	:	Original Equipment
PRODUCT DESIGNATION	:	Unmanned aerial vehicle
BRAND NAME	:	N/A
MODEL NAME	:	A3(Series model name please see page 5)
APPLICANT	:	TENG SU TOYS FACTORY
DATE OF ISSUE	:	Sep. 20, 2022
STANDARD(S) **TEST PROCEDURE(S)**	:	FCC Part 15.407 KDB 789033 D02 v02r01
REPORT VERSION	:	V1.0

Attestation of Global Compliance (Shenzhen) Co., Ltd

Any report having not been signed by authorized approver, or having been altered without authorization, or having not been stamped by the "Dedicated Testing/Inspection Stamp" is deemed to be invalid. Copying or excerpting portion of, or altering the content of the report is not permitted without the written authorization of AGC. The test results presented in the report apply only to the tested sample. Any objections to report issued by AGC should be submitted to AGC within 15days after the issuance of the test report. Further enquiry of validity or verification of the test report should be addressed to AGC by agc01@agccert.com.

REPORT REVISE RECORD

Report Version	Revise Time	Issued Date	Valid Version	Notes
V1.0	/	Sep. 20, 2022	Valid	Initial Release

Any report having not been signed by authorized approver, or having been altered without authorization, or having not been stamped by the "Dedicated Testing/Inspection Stamp" is deemed to be invalid. Copying or excerpting portion of, or altering the content of the report is not permitted without the written authorization of AGC. The test results presented in the report apply only to the tested sample. Any objections to report issued by AGC should be submitted to AGC within 15days after the issuance of the test report. Further enquiry of validity or verification of the test report should be addressed to AGC by agc01@agccert.com.

TABLE OF CONTENTS

1. VERIFICATION OF CONFORMITY 5

2. GENERAL INFORMATION 6

2.1. PRODUCT DESCRIPTION 6
2.2. TABLE OF CARRIER FREQUENCYS 7
2.3. RELATED SUBMITTAL(S) / GRANT (S) 6
2.4. TEST METHODOLOGY 8
2.5. SPECIAL ACCESSORIES 8
2.6. EQUIPMENT MODIFICATIONS 8
2.7. ANTENNA REQUIREMENT 8

3. MEASUREMENT UNCERTAINTY 9

4. DESCRIPTION OF TEST MODES 10

5. SYSTEM TEST CONFIGURATION 11

5.1. CONFIGURATION OF EUT SYSTEM 11
5.2. EQUIPMENT USED IN EUT SYSTEM 11
5.3. SUMMARY OF TEST RESULTS 11

6. TEST FACILITY 12

7. MAXIMUM CONDUCTED OUTPUT POWER 13

7.1. MEASUREMENT PROCEDURE 13
7.2. TEST SET-UP 13
7.3. LIMITS AND MEASUREMENT RESULT 14

8. BANDWIDTH 15

8.1. MEASUREMENT PROCEDURE 15
8.2. TEST SET-UP (BLOCK DIAGRAM OF CONFIGURATION) 15
8.3. LIMITS AND MEASUREMENT RESULTS 16

9. MAXIMUM CONDUCTED OUTPUT AVERAGE POWER SPECTRAL DENSITY 29

9.1. MEASUREMENT PROCEDURE 29
9.2. TEST SET-UP (BLOCK DIAGRAM OF CONFIGURATION) 29
9.3. MEASUREMENT EQUIPMENT USED 29
9.4. LIMITS AND MEASUREMENT RESULT 29

10. CONDUCTED SPURIOUS EMISSION 39

Any report having not been signed by authorized approver, or having been altered without authorization, or having not been stamped by the "Dedicated Testing/Inspection Stamp" is deemed to be invalid. Copying or excerpting portion of, or altering the content of the report is not permitted without the written authorization of AGC. The test results presented in the report apply only to the tested sample. Any objections to report issued by AGC should be submitted to AGC within 15days after the issuance of the test report. Further enquiry of validity or verification of the test report should be addressed to AGC by agc01@agccert.com.

10.1. MEASUREMENT PROCEDURE 39
10.2. TEST SET-UP (BLOCK DIAGRAM OF CONFIGURATION) 39
10.3. MEASUREMENT EQUIPMENT USED 39
10.4. LIMITS AND MEASUREMENT RESULT 39

11. RADIATED EMISSION 56

11.1. MEASUREMENT PROCEDURE 56
11.2. TEST SETUP 57
11.3. LIMITS AND MEASUREMENT RESULT 58
11.4. TEST RESULT 58

12. LINE CONDUCTED EMISSION TEST 72

12.1. LIMITS OF LINE CONDUCTED EMISSION TEST 72
12.2. BLOCK DIAGRAM OF LINE CONDUCTED EMISSION TEST 72
12.3. PRELIMINARY PROCEDURE OF LINE CONDUCTED EMISSION TEST 73
12.4. FINAL PROCEDURE OF LINE CONDUCTED EMISSION TEST 73
12.5. TEST RESULT OF LINE CONDUCTED EMISSION TEST 74

APPENDIX A: PHOTOGRAPHS OF TEST SETUP 76

APPENDIX B: PHOTOGRAPHS OF EUT 76

Any report having not been signed by authorized approver, or having been altered without authorization, or having not been stamped by the "Dedicated Testing/Inspection Stamp" is deemed to be invalid. Copying or excerpting portion of, or altering the content of the report is not permitted without the written authorization of AGC. The test results presented in the report apply only to the tested sample. Any objections to report issued by AGC should be submitted to AGC within 15days after the issuance of the test report. Further enquiry of validity or verification of the test report should be addressed to AGC by agc01@agccert.com.

1. VERIFICATION OF CONFORMITY

Applicant	TENG SU TOYS FACTORY
Address	No. 23, Middle Road, Huaize Dongguahu Industrial Zone, Lianxia Town, Chenghai District, Shantou City, Guangdong Province, China
Manufacturer	TENG SU TOYS FACTORY
Address	No. 23, Middle Road, Huaize Dongguahu Industrial Zone, Lianxia Town, Chenghai District, Shantou City, Guangdong Province, China
Factory	TENG SU TOYS FACTORY
Address	No. 23, Middle Road, Huaize Dongguahu Industrial Zone, Lianxia Town, Chenghai District, Shantou City, Guangdong Province, China
Product Designation	Unmanned aerial vehicle
Brand Name	N/A
Test Model	A3
Series Model	A1, A2, A4, A5, A6, A7, A8, A9, A10, A11, A12, A13, A14, A15, X1, X2, X3, X4, X5, X6, X7, X8, X9, X10, X11, X12, X13, X14, X15, Q1, Q2, Q3, Q4, Q5, Q6, Q7, Q8, Q9, Q10, Q11, Q12, Q13, Q14, Q15, M1, M2, M3, M4, M5, M6, M7, M8, M9, M10, M11, M12, M13, M14, M15, W1, W2, W3, W4, W5, W6, W7, W8, W9, W10, W11, W12, W13, W14, W15, F1, F2, F3, F4, F5, F6, F7, F8, F9, F10, F11, F12, F13, F14, F15
Declaration of Difference	Only the appearance color is different, and other contents are the same.
Date of test	Aug. 24,2022 to Sep. 20, 2022
Deviation	No any deviation from the test method
Condition of Test Sample	Normal
Test Result	Pass
Report Template	AGCRT-US-BGN/RF

We hereby certify that:

The above equipment was tested by Attestation of Global Compliance (Shenzhen) Co., Ltd. The test data, data evaluation, test procedures, and equipment configurations shown in this report were made in accordance with the procedures given in ANSI C63.10 (2013) and the energy emitted by the sample EUT tested as described in this report is in compliance with requirement of FCC Part 15 Rules requirement.

Prepared By	Alan Duan (Project Engineer)	Sep. 19, 2022
Reviewed By	Calvin Liu (Reviewer)	Sep. 19, 2022
Approved By	Max Zhang (Authorized Officer)	Sep. 19, 2022

Any report having not been signed by authorized approver, or having been altered without authorization, or having not been stamped by the "Dedicated Testing/Inspection Stamp" is deemed to be invalid. Copying or excerpting portion of, or altering the content of the report is not permitted without the written authorization of AGC. The test results presented in the report apply only to the tested sample. Any objections to report issued by AGC should be submitted to AGC within 15days after the issuance of the test report. Further enquiry of validity or verification of the test report should be addressed to AGC by agc01@agccert.com.

2. GENERAL INFORMATION

2.1. PRODUCT DESCRIPTION

The EUT is designed as “Unmanned aerial vehicle”. It is designed by way of utilizing the OFDM technology to achieve the system operation.

A major technical description of EUT is described as following

Equipment Type	☐ Outdoor access points ☐ Indoor access points ☐ Fixed P2P access points ☒ Client devices
Operation Frequency	☒ U-NII 1:5150MHz~5250MHz ☐ U-NII 2A: 5250MHz~5350MHz ☐ U-NII 2C:5470MHz~5725MHz ☒ U-NII 3: 5725MHz~5850MHz
DFS Design Type	☐ Master ☐ Slave with radar detection ☒ Slave without radar detection
TPC Function	☐ Yes ☒ No
Test Frequency Range	For 802.11a/n-HT20: 5180~5240MHz, 5745~5825MHz For 802.11n-HT40: 5190~5230MHz, 5755~5795MHz
Max Average Power	IEEE 802.11a: 11.00dBm; IEEE 802.11n-HT20: 7.88dBm; IEEE 802.11n-HT40: 7.12dBm;
Modulation	802.11a: OFDM (BPSK, QPSK, 16QAM, 64QAM) 802.11n: OFDM (BPSK, QPSK, 16QAM, 64QAM,128QAM)
Data Rate	802.11a: 6/9/12/18/24/36/48/54Mbps 802.11n: up to 300Mbps
Number of channels	7 channels of U-NII-1 Band 8 channels of U-NII-3 Band
Hardware Version	1801-V22
Software Version	V366
Antenna Designation	Copper tube antenna (Comply with requirements of the FCC part 15.203)
Antenna Gain	2.16dBi

Any report having not been signed by authorized approver, or having been altered without authorization, or having not been stamped by the “Dedicated Testing/Inspection Stamp” is deemed to be invalid. Copying or excerpting portion of, or altering the content of the report is not permitted without the written authorization of AGC. The test results presented in the report apply only to the tested sample. Any objections to report issued by AGC should be submitted to AGC within 15days after the issuance of the test report. Further enquiry of validity or verification of the test report should be addressed to AGC by agc01@agccert.com.

2.2. TABLE OF CARRIER FREQUENCYS

For 5180~5240MHz:

4 channels are provided for 802.11a, 802.11n (HT20):

Channel	Frequency	Channel	Frequency
36	5180 MHz	44	5220 MHz
40	5200 MHz	48	5240 MHz

2 channels are provided for 802.11n (HT40):

Channel	Frequency	Channel	Frequency
38	5190 MHz	46	5230 MHz

For 5745~5825MHz:

5 channels are provided for 802.11a, 802.11n (HT20):

Channel	Frequency	Channel	Frequency
149	5745 MHz	161	5805 MHz
153	5765 MHz	165	5825 MHz
157	5785 MHz	--	--

2 channels are provided for 802.11n (HT40):

Channel	Frequency	Channel	Frequency
151	5755 MHz	159	5795 MHz

Any report having not been signed by authorized approver, or having been altered without authorization, or having not been stamped by the "Dedicated Testing/Inspection Stamp" is deemed to be invalid. Copying or excerpting portion of, or altering the content of the report is not permitted without the written authorization of AGC. The test results presented in the report apply only to the tested sample. Any objections to report issued by AGC should be submitted to AGC within 15days after the issuance of the test report. Further enquiry of validity or verification of the test report should be addressed to AGC by agc01@agccert.com.

2.3. RELATED SUBMITTAL(S) / GRANT (S)

This submittal(s) (test report) is intended for **FCC ID: 2A8JCA3WIFI** filing to comply with the FCC Part 15 requirements.

2.4. TEST METHODOLOGY

Both conducted and radiated testing was performed according to the procedures in ANSI C63.10 (2013).
Radiated testing was performed at an antenna to EUT distance 3 meters.
Others testing (listed at item 5.3) was performed according to the procedures in FCC Part 15.407 rules KDB 789033 D02

2.5. SPECIAL ACCESSORIES

Refer to section 5.2.

2.6. EQUIPMENT MODIFICATIONS

Not available for this EUT intended for grant.

2.7. ANTENNA REQUIREMENT

This intentional radiator is designed with a permanently attached antenna of an antenna to ensure that no antenna other than that furnished by the responsible party shall be used with the device.
For more information of the antenna, please refer to the APPENDIX B: PHOTOGRAPHS OF EUT.

Any report having not been signed by authorized approver, or having been altered without authorization, or having not been stamped by the "Dedicated Testing/Inspection Stamp" is deemed to be invalid. Copying or excerpting portion of, or altering the content of the report is not permitted without the written authorization of AGC. The test results presented in the report apply only to the tested sample. Any objections to report issued by AGC should be submitted to AGC within 15days after the issuance of the test report. Further enquiry of validity or verification of the test report should be addressed to AGC by agc01@agccert.com.

3. MEASUREMENT UNCERTAINTY

The reported uncertainty of measurement y ±U, where expended uncertainty U is based on a standard uncertainty multiplied by a coverage factor of k=2, providing a level of confidence of approximately 95%.

Item	Measurement Uncertainty
Uncertainty of Conducted Emission for AC Port	U_c = ±3.1 dB
Uncertainty of Radiated Emission below 1GHz	U_c = ±4.0 dB
Uncertainty of Radiated Emission above 1GHz	U_c = ±4.8 dB
Uncertainty of total RF power, conducted	U_c = ±0.8 dB
Uncertainty of RF power density, conducted	U_c = ±2.6 dB
Uncertainty of spurious emissions, conducted	U_c = ±2 %
Uncertainty of Occupied Channel Bandwidth	U_c = ±2 %

Any report having not been signed by authorized approver, or having been altered without authorization, or having not been stamped by the "Dedicated Testing/Inspection Stamp" is deemed to be invalid. Copying or excerpting portion of, or altering the content of the report is not permitted without the written authorization of AGC. The test results presented in the report apply only to the tested sample. Any objections to report issued by AGC should be submitted to AGC within 15days after the issuance of the test report. Further enquiry of validity or verification of the test report should be addressed to AGC by agc01@agccert.com.

4. DESCRIPTION OF TEST MODES

Mode	Available channel	Tested channel	Modulation	Date rate (Mbps)
802.11a/n/ac20	36,40,44,48, 149,153,157,161,165	36,40,48, 149,157,165	OFDM	6Mbps/MCS0
802.11n/ac40	38,46,151,159	38,46, 151,159	OFDM	MCS0
802.11ac80	42, 155	42, 155	OFDM	MCS0

Note:

1. The EUT has been set to operate continuously on tested channel individually, and the EUT is operating at its maximum duty cycle>or equal 98%.
2. All modes under which configure applicable have been tested and the worst mode test data recording in the test report, if no other mode data.

Software Setting

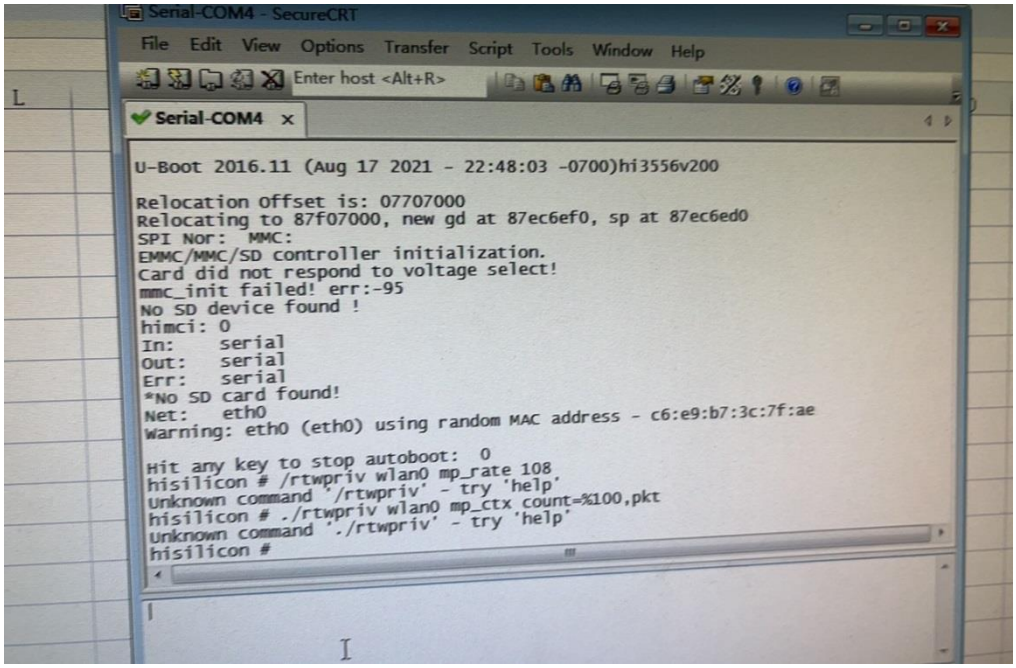

Any report having not been signed by authorized approver, or having been altered without authorization, or having not been stamped by the "Dedicated Testing/Inspection Stamp" is deemed to be invalid. Copying or excerpting portion of, or altering the content of the report is not permitted without the written authorization of AGC. The test results presented in the report apply only to the tested sample. Any objections to report issued by AGC should be submitted to AGC within 15days after the issuance of the test report. Further enquiry of validity or verification of the test report should be addressed to AGC by agc01@agccert.com.

5. SYSTEM TEST CONFIGURATION

5.1. CONFIGURATION OF EUT SYSTEM

Configure 1:

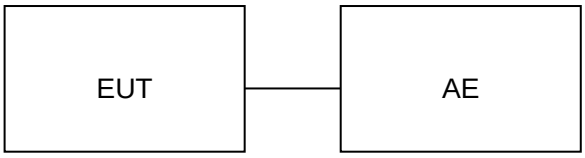

5.2. EQUIPMENT USED IN EUT SYSTEM

Item	Equipment	Model No.	ID or Specification	Remark
1	Unmanned aerial vehicle	A3	2A8JCA3WIFI	EUT
2	Remote control	A3	DC 4.5V	AE
3	USB cable	N/A	N/A	AE

5.3. SUMMARY OF TEST RESULTS

FCC RULES	DESCRIPTION OF TEST	RESULT
§15.407	6dB Bandwidth	Compliant
§15.407	Emission Bandwidth	Compliant
§15.407	Maximum conducted output power	Compliant
§15.407	Conducted Spurious Emission	Compliant
§15.407	Maximum Conducted Output Power Density	Compliant
§15.209	Radiated Emission	Compliant
§15.407	Band Edges	Compliant
§15.207	Line Conduction Emission	Compliant

Any report having not been signed by authorized approver, or having been altered without authorization, or having not been stamped by the "Dedicated Testing/Inspection Stamp" is deemed to be invalid. Copying or excerpting portion of, or altering the content of the report is not permitted without the written authorization of AGC. The test results presented in the report apply only to the tested sample. Any objections to report issued by AGC should be submitted to AGC within 15days after the issuance of the test report. Further enquiry of validity or verification of the test report should be addressed to AGC by agc01@agccert.com.

6. TEST FACILITY

Test Site	Attestation of Global Compliance (Shenzhen) Co., Ltd
Location	1-2/F, Building 19, Junfeng Industrial Park, Chongqing Road, Heping Community, Fuhai Street, Bao'an District, Shenzhen, Guangdong, China
Designation Number	CN1259
FCC Test Firm Registration Number	975832
A2LA Cert. No.	5054.02
Description	Attestation of Global Compliance(Shenzhen) Co., Ltd is accredited by A2LA

TEST EQUIPMENT OF CONDUCTED EMISSION TEST

Equipment	Manufacturer	Model	S/N	Cal. Date	Cal. Due
TEST RECEIVER	R&S	ESPI	101206	Mar.28, 2022	Mar.27, 2023
LISN	R&S	ESH2-Z5	100086	Jun. 09, 2022	Jun. 08, 2023
Test software	R&S	ES-K1 (Ver V1.71)	N/A	N/A	N/A

TEST EQUIPMENT OF RADIATED EMISSION TEST

Equipment	Manufacturer	Model	S/N	Cal. Date	Cal. Due
TEST RECEIVER	R&S	ESCI	10096	Mar. 28, 2022	Mar. 27, 2023
EXA Signal Analyzer	Aglient	N9010A	MY53470504	Nov. 17, 2021	Nov. 16, 2022
Power sensor	Aglient	U2021XA	MY54110007	May. 04, 2022	May. 03, 2023
5GHz Fliter	EM Electronics	5150-5880MHz	N/A	Mar. 23, 2022	Mar. 22, 2024
Attenuator	ZHINAN	E-002	N/A	Sep. 03, 2020	Sep. 02, 2022
Attenuator	ZHINAN	E-002	N/A	Sep. 02, 2022	Sep. 01, 2024
Horn antenna	SCHWARZBECK	BBHA 9170	#768	Oct. 31, 2021	Oct. 30, 2023
Active loop antenna (9K-30MHz)	ZHINAN	ZN30900C	18051	Mar. 12, 2022	Mar. 11, 2024
Double-Ridged Waveguide Horn	ETS LINDGREN	3117	00034609	Apr. 23, 2021	Apr. 22, 2023
Broadband Preamplifier	ETS LINDGREN	3117PA	00225134	Sep. 03, 2020	Sep. 02, 2022
Broadband Preamplifier	ETS LINDGREN	3117PA	00225134	Sep. 02, 2022	Sep. 01, 2024
ANTENNA	SCHWARZBECK	VULB9168	494	Jan. 08, 2021	Jan. 07, 2023
Test software	Tonscend	JS32-RE (Ver.2.5)	N/A	N/A	N/A

Any report having not been signed by authorized approver, or having been altered without authorization, or having not been stamped by the "Dedicated Testing/Inspection Stamp" is deemed to be invalid. Copying or excerpting portion of, or altering the content of the report is not permitted without the written authorization of AGC. The test results presented in the report apply only to the tested sample. Any objections to report issued by AGC should be submitted to AGC within 15days after the issuance of the test report. Further enquiry of validity or verification of the test report should be addressed to AGC by agc01@agccert.com.

7. MAXIMUM CONDUCTED OUTPUT POWER

7.1. MEASUREMENT PROCEDURE

For average power test:

1. Connect EUT RF output port to power sensor through an RF attenuator.
2. Connect the power sensor to the PC.
3. Set the EUT Work on the top, the middle and the bottom operation frequency individually.
4. Record the maximum power from the software.

Note：The EUT was tested according to KDB 789033 for compliance to FCC 47CFR 15.407 requirements.

7.2. TEST SET-UP

AVERAGE POWER SETUP

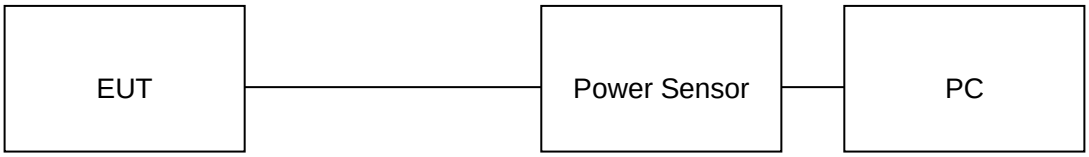

Any report having not been signed by authorized approver, or having been altered without authorization, or having not been stamped by the "Dedicated Testing/Inspection Stamp" is deemed to be invalid. Copying or excerpting portion of, or altering the content of the report is not permitted without the written authorization of AGC. The test results presented in the report apply only to the tested sample. Any objections to report issued by AGC should be submitted to AGC within 15days after the issuance of the test report. Further enquiry of validity or verification of the test report should be addressed to AGC by agc01@agccert.com.

7.3. LIMITS AND MEASUREMENT RESULT

Test Data of Conducted Output Power for band 5.15-5.25 GHz				
Test Mode	Test Channel (MHz)	Average Power (dBm)	Limits (dBm)	Pass or Fail
802.11a	5180	11.00	24	Pass
	5200	5.44	24	Pass
	5240	6.22	24	Pass
802.11n20	5180	5.99	24	Pass
	5200	6.09	24	Pass
	5240	7.88	24	Pass
802.11n40	5190	5.14	24	Pass
	5230	5.32	24	Pass

Test Data of Conducted Output Power for band 5.725-5.85 GHz				
Test Mode	Test Channel (MHz)	Average Power (dBm)	Limits (dBm)	Pass or Fail
802.11a	5745	5.18	30	Pass
	5785	9.34	30	Pass
	5825	2.67	30	Pass
802.11n20	5745	6.93	30	Pass
	5785	5.04	30	Pass
	5825	3.51	30	Pass
802.11n40	5755	7.12	30	Pass
	5795	5.37	30	Pass

Any report having not been signed by authorized approver, or having been altered without authorization, or having not been stamped by the "Dedicated Testing/Inspection Stamp" is deemed to be invalid. Copying or excerpting portion of, or altering the content of the report is not permitted without the written authorization of AGC. The test results presented in the report apply only to the tested sample. Any objections to report issued by AGC should be submitted to AGC within 15days after the issuance of the test report. Further enquiry of validity or verification of the test report should be addressed to AGC by agc01@agccert.com.

8. BANDWIDTH

8.1. MEASUREMENT PROCEDURE

-6dB bandwidth (DTS bandwidth):

1. Connect EUT RF output port to the Spectrum Analyzer through an RF attenuator
2. Set the EUT Work on operation frequency individually.
3. Set RBW = 100kHz.
4. Set the VBW ⩾3*RBW. Detector = Peak. Trace mode = max hold.
5. Measure the maximum width of the emission that is 6 dB down from the peak of the emission.

99% occupied bandwidth:

1. Connect EUT RF output port to the Spectrum Analyzer through an RF attenuator
2. Set the EUT Work on the top, the middle and the bottom operation frequency individually.
3. Set Span = approximately 1.5 to 5 times the OBW, centered on a nominal channel
   The nominal IF filter bandwidth (3 dB RBW) shall be in the range of 1% to 5% of the OBW and video bandwidth (VBW) shall be approximately three times RBW; Sweep = auto; Detector function = peak
4. Set SPA Trace 1 Max hold, then View.

-26dB Bandwidth:

1. Set RBW = approximately 1% of the emission bandwidth.
2. Set the VBW > RBW.
3. Detector = Peak.
4. Trace mode = max hold.
5. Measure the maximum width of the emission that is 26 dB down from the maximum of the emission. Compare this with the RBW setting of the analyzer. Readjust RBW and repeat measurement as needed until the RBW/EBW ratio is approximately 1%.

Note: The EUT was tested according to KDB 789033 for compliance to FCC 47CFR 15.407 requirements.

8.2. TEST SET-UP (BLOCK DIAGRAM OF CONFIGURATION)

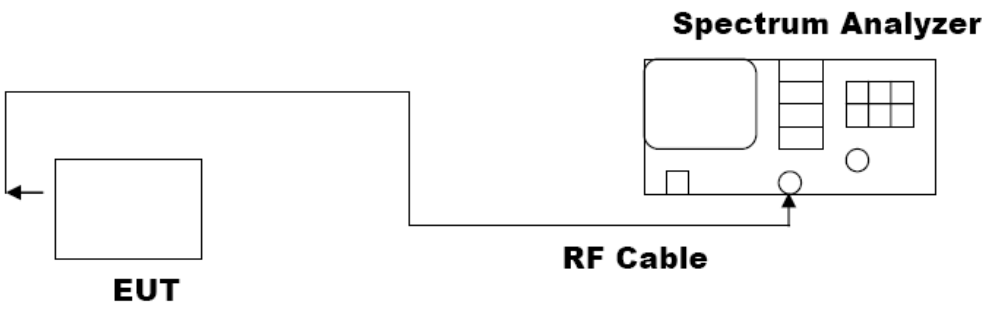

Any report having not been signed by authorized approver, or having been altered without authorization, or having not been stamped by the "Dedicated Testing/Inspection Stamp" is deemed to be invalid. Copying or excerpting portion of, or altering the content of the report is not permitted without the written authorization of AGC. The test results presented in the report apply only to the tested sample. Any objections to report issued by AGC should be submitted to AGC within 15days after the issuance of the test report. Further enquiry of validity or verification of the test report should be addressed to AGC by agc01@agccert.com.

8.3. LIMITS AND MEASUREMENT RESULTS

Test Data of Occupied Bandwidth and -26dB Bandwidth for band 5.15-5.25 GHz					
Test Mode	Test Channel (MHz)	99% Occupied Bandwidth (MHz)	-26dB Bandwidth (MHz)	Limits (MHz)	Pass or Fail
802.11a	5180	16.692	25.822	N/A	Pass
	5200	16.709	25.421	N/A	Pass
	5240	16.633	24.463	N/A	Pass
802.11n20	5180	17.712	25.858	N/A	Pass
	5200	17.922	29.147	N/A	Pass
	5240	18.113	29.221	N/A	Pass
802.11n40	5190	36.274	58.742	N/A	Pass
	5230	36.134	51.674	N/A	Pass

Test Data of Occupied Bandwidth and DTS Bandwidth for band 5.725-5.85 GHz					
Test Mode	Test Channel (MHz)	99% Occupied Bandwidth (MHz)	DTS Bandwidth (MHz)	Limits (MHz)	Pass or Fail
802.11a	5745	16.534	15.106	0.5	Pass
	5785	16.535	15.105	0.5	Pass
	5825	16.571	15.107	0.5	Pass
802.11n20	5745	17.586	15.104	0.5	Pass
	5785	17.588	15.102	0.5	Pass
	5825	17.572	15.101	0.5	Pass
802.11n40	5755	36.178	35.069	0.5	Pass
	5795	36.143	35.076	0.5	Pass

Any report having not been signed by authorized approver, or having been altered without authorization, or having not been stamped by the "Dedicated Testing/Inspection Stamp" is deemed to be invalid. Copying or excerpting portion of, or altering the content of the report is not permitted without the written authorization of AGC. The test results presented in the report apply only to the tested sample. Any objections to report issued by AGC should be submitted to AGC within 15days after the issuance of the test report. Further enquiry of validity or verification of the test report should be addressed to AGC by agc01@agccert.com.

Test Graphs of Occupied Bandwidth and -26dB Bandwidth for band 5.15-5.25 GHz

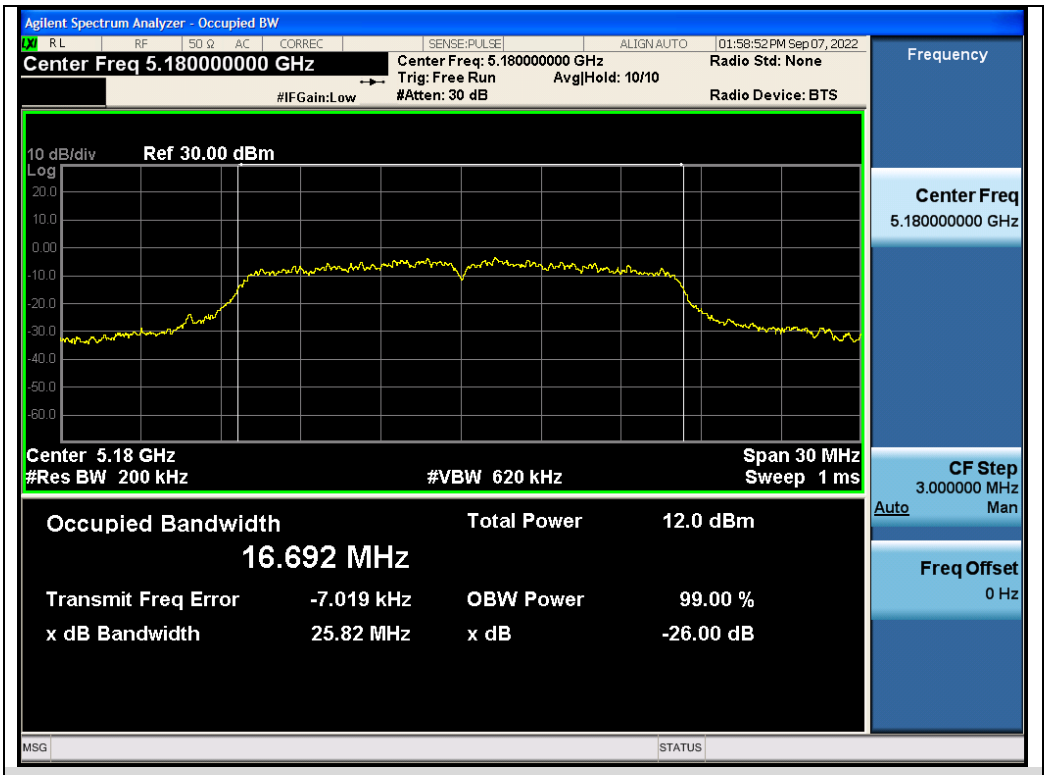

Test_Graph_802.11a_ANT1_5180_6Mbps_OBW

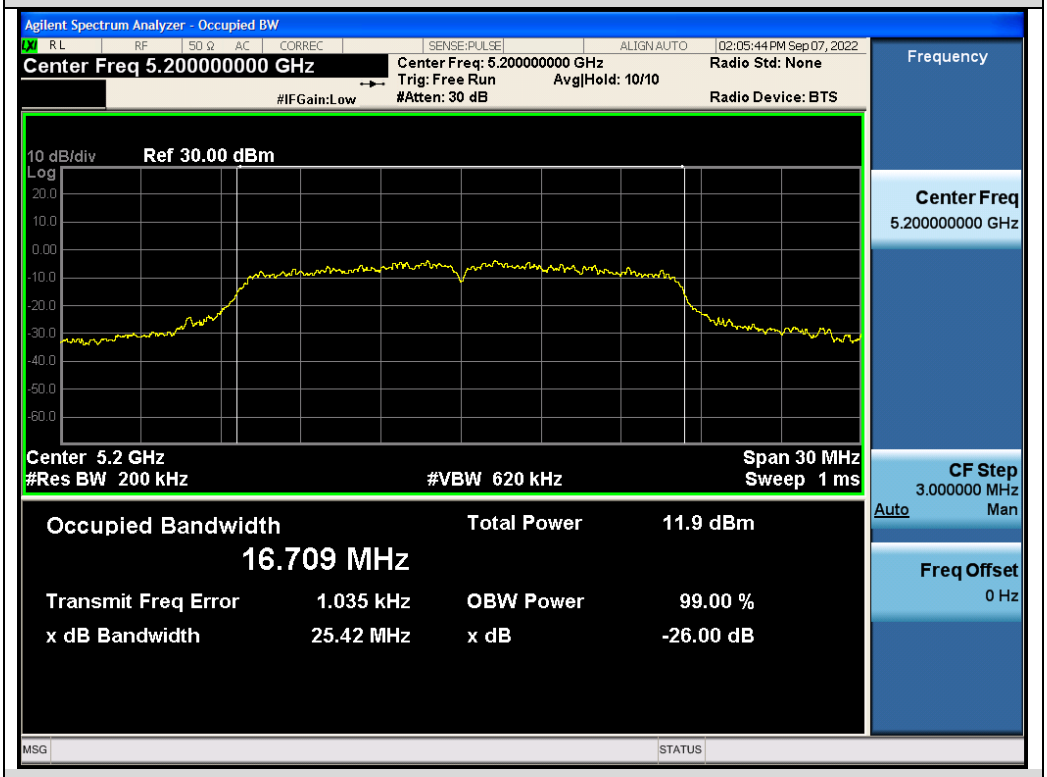

Test_Graph_802.11a_ANT1_5200_6Mbps_OBW

Any report having not been signed by authorized approver, or having been altered without authorization, or having not been stamped by the "Dedicated Testing/Inspection Stamp" is deemed to be invalid. Copying or excerpting portion of, or altering the content of the report is not permitted without the written authorization of AGC. The test results presented in the report apply only to the tested sample. Any objections to report issued by AGC should be submitted to AGC within 15days after the issuance of the test report. Further enquiry of validity or verification of the test report should be addressed to AGC by agc01@agccert.com.

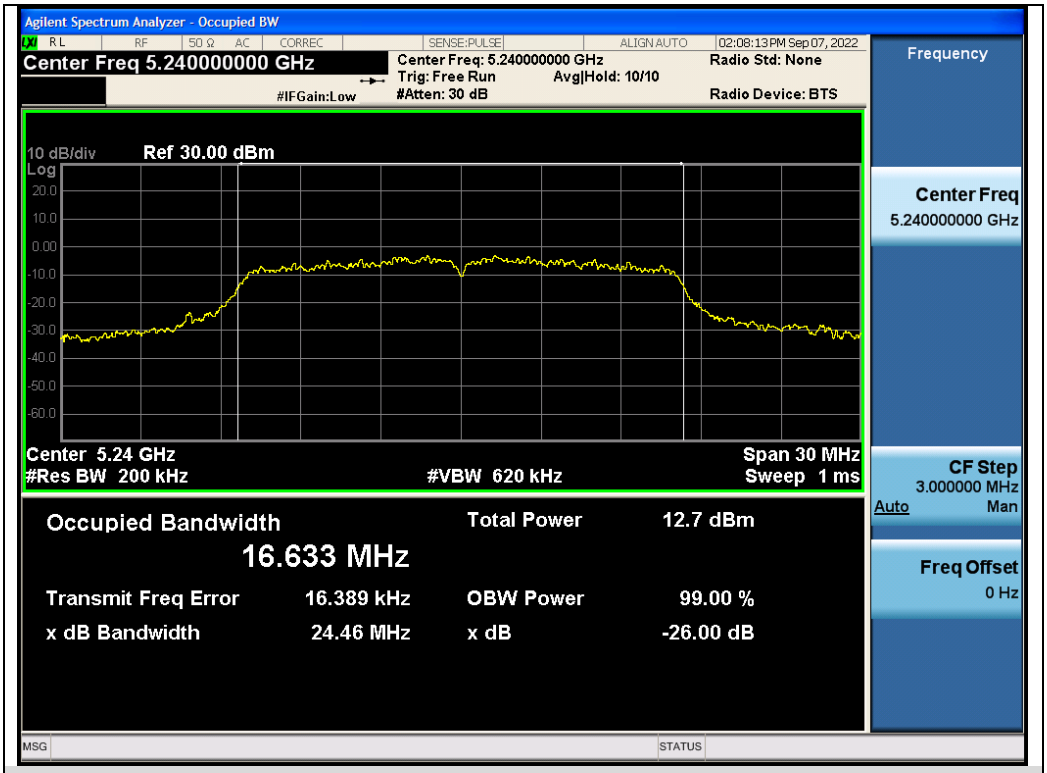

Test_Graph_802.11a_ANT1_5240_6Mbps_OBW

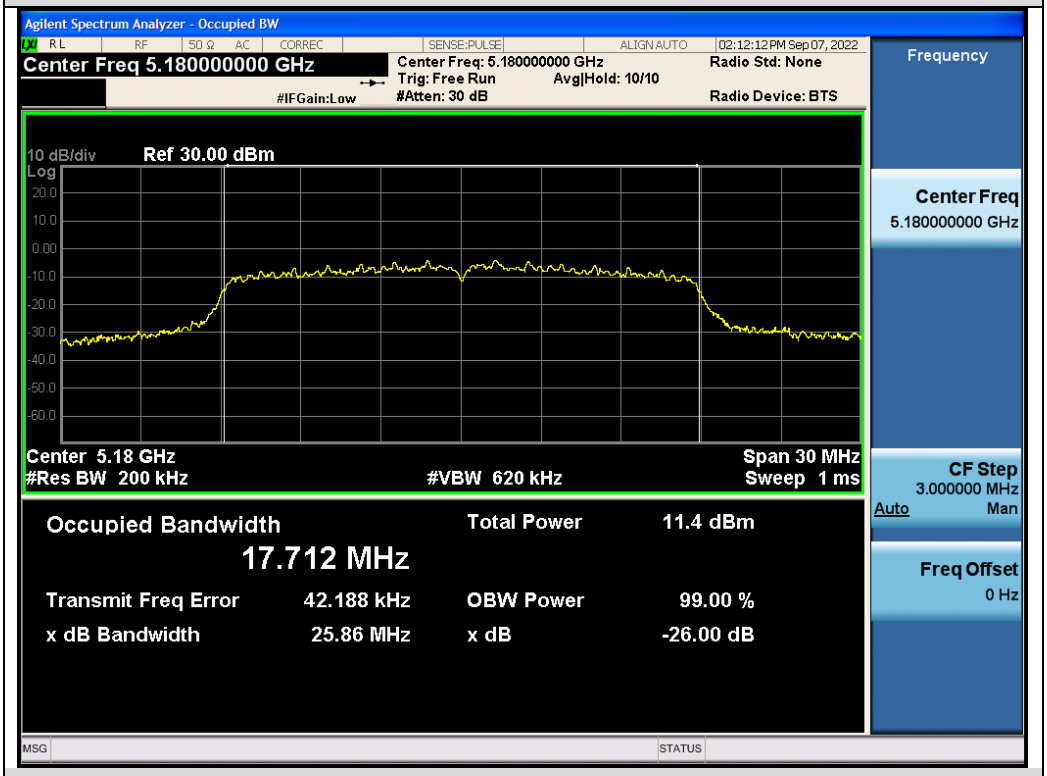

Test_Graph_802.11n20_ANT1_5180_MCS0_OBW

Any report having not been signed by authorized approver, or having been altered without authorization, or having not been stamped by the "Dedicated Testing/Inspection Stamp" is deemed to be invalid. Copying or excerpting portion of, or altering the content of the report is not permitted without the written authorization of AGC. The test results presented in the report apply only to the tested sample. Any objections to report issued by AGC should be submitted to AGC within 15days after the issuance of the test report. Further enquiry of validity or verification of the test report should be addressed to AGC by agc01@agccert.com.

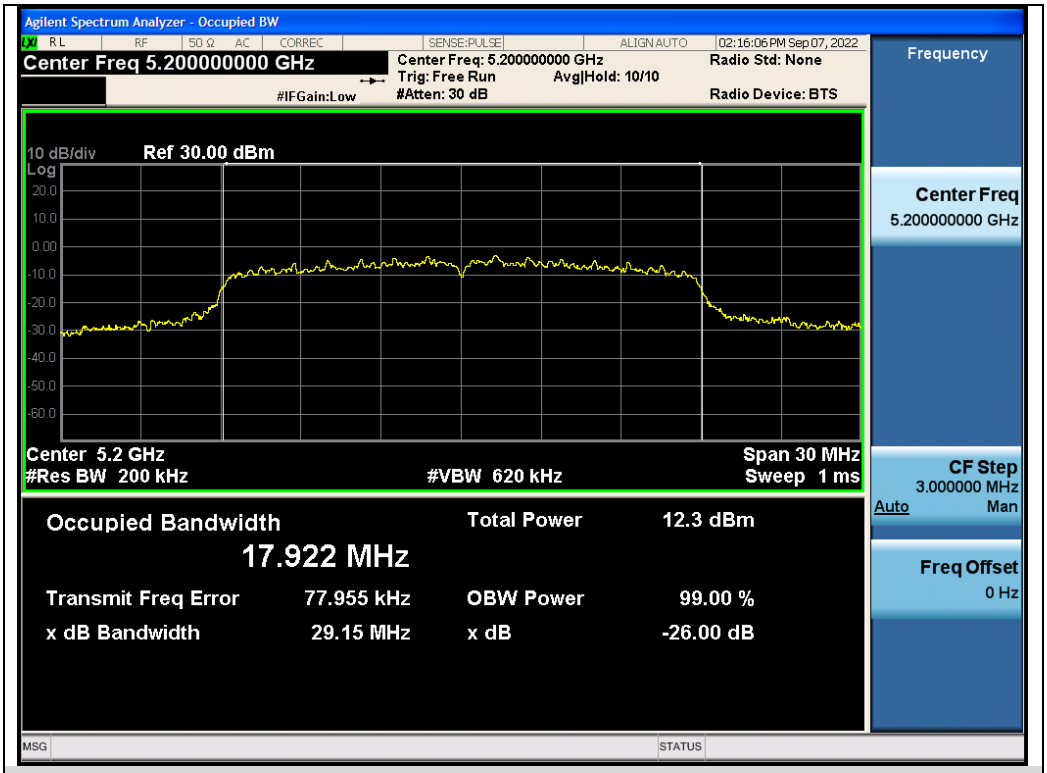

Test_Graph_802.11n20_ANT1_5200_MCS0_OBW

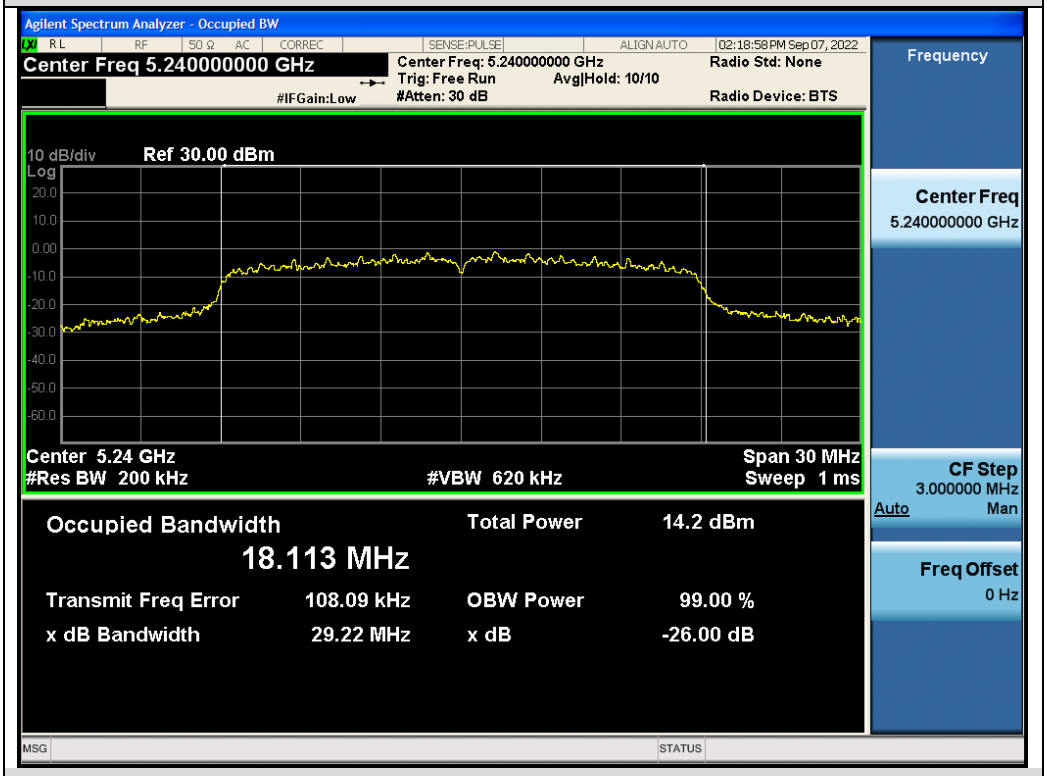

Test_Graph_802.11n20_ANT1_5240_MCS0_OBW

Any report having not been signed by authorized approver, or having been altered without authorization, or having not been stamped by the "Dedicated Testing/Inspection Stamp" is deemed to be invalid. Copying or excerpting portion of, or altering the content of the report is not permitted without the written authorization of AGC. The test results presented in the report apply only to the tested sample. Any objections to report issued by AGC should be submitted to AGC within 15days after the issuance of the test report. Further enquiry of validity or verification of the test report should be addressed to AGC by agc01@agccert.com.

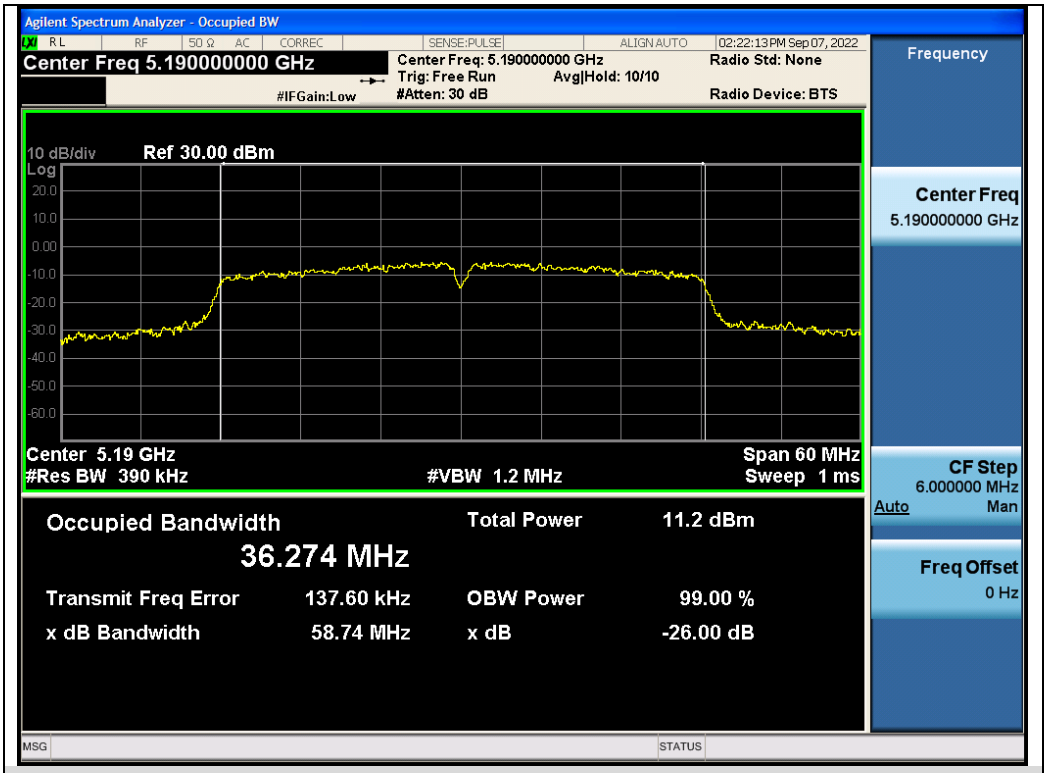

Test_Graph_802.11n40_ANT1_5190_MCS0_OBW

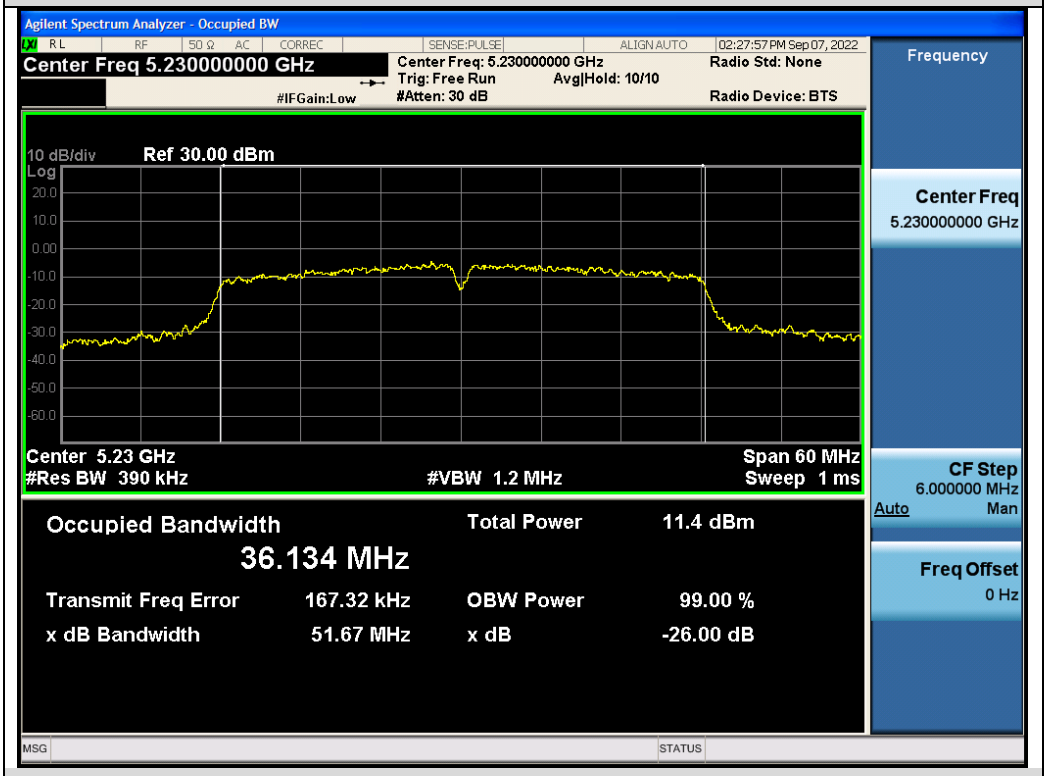

Test_Graph_802.11n40_ANT1_5230_MCS0_OBW

Any report having not been signed by authorized approver, or having been altered without authorization, or having not been stamped by the "Dedicated Testing/Inspection Stamp" is deemed to be invalid. Copying or excerpting portion of, or altering the content of the report is not permitted without the written authorization of AGC. The test results presented in the report apply only to the tested sample. Any objections to report issued by AGC should be submitted to AGC within 15days after the issuance of the test report. Further enquiry of validity or verification of the test report should be addressed to AGC by agc01@agccert.com.

Test Graphs of Occupied Bandwidth for band 5.725-5.85 GHz

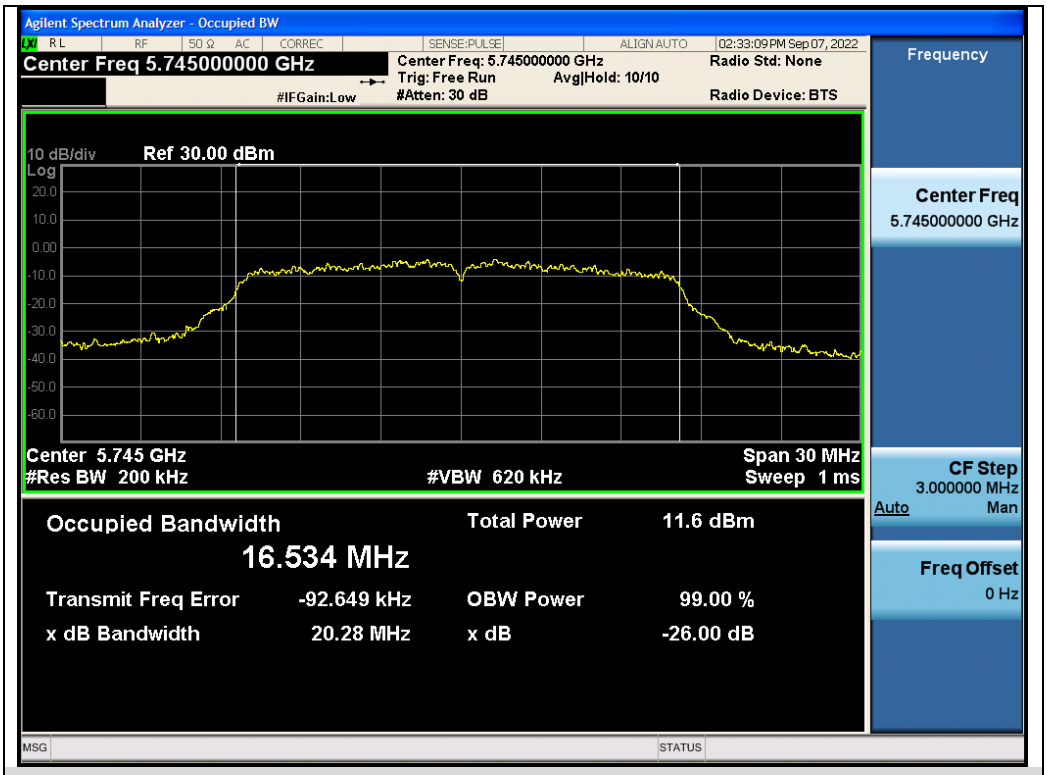

Test_Graph_802.11a_ANT1_5745_6Mbps_OBW

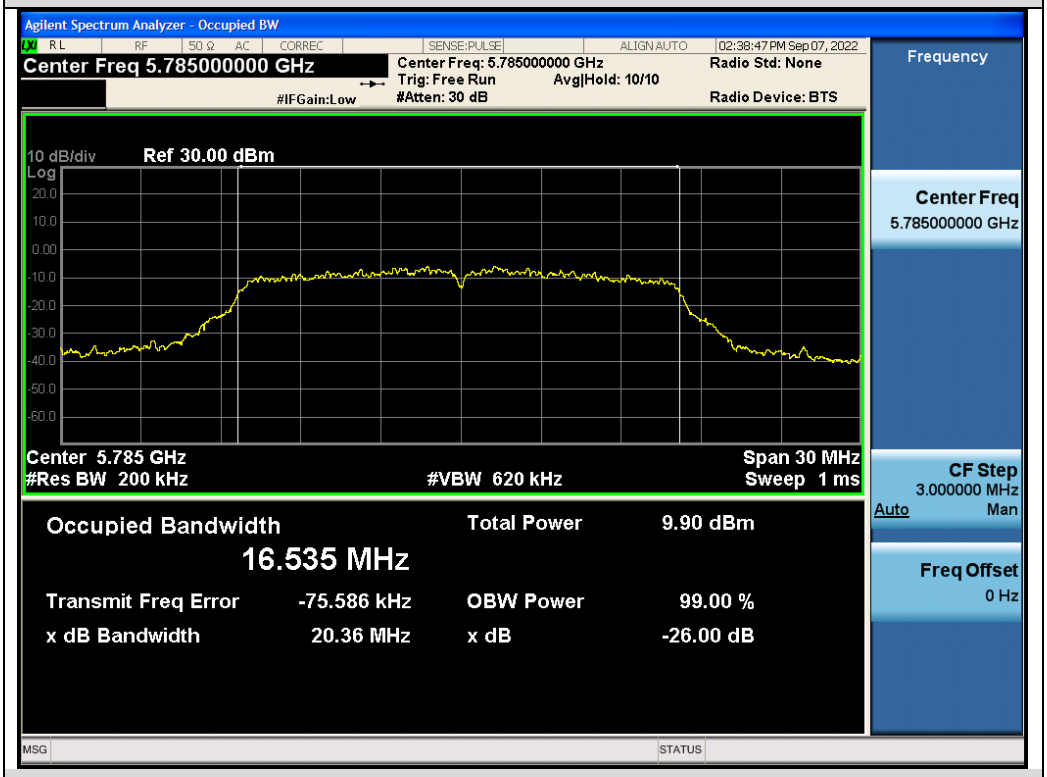

Test_Graph_802.11a_ANT1_5785_6Mbps_OBW

Any report having not been signed by authorized approver, or having been altered without authorization, or having not been stamped by the "Dedicated Testing/Inspection Stamp" is deemed to be invalid. Copying or excerpting portion of, or altering the content of the report is not permitted without the written authorization of AGC. The test results presented in the report apply only to the tested sample. Any objections to report issued by AGC should be submitted to AGC within 15days after the issuance of the test report. Further enquiry of validity or verification of the test report should be addressed to AGC by agc01@agccert.com.

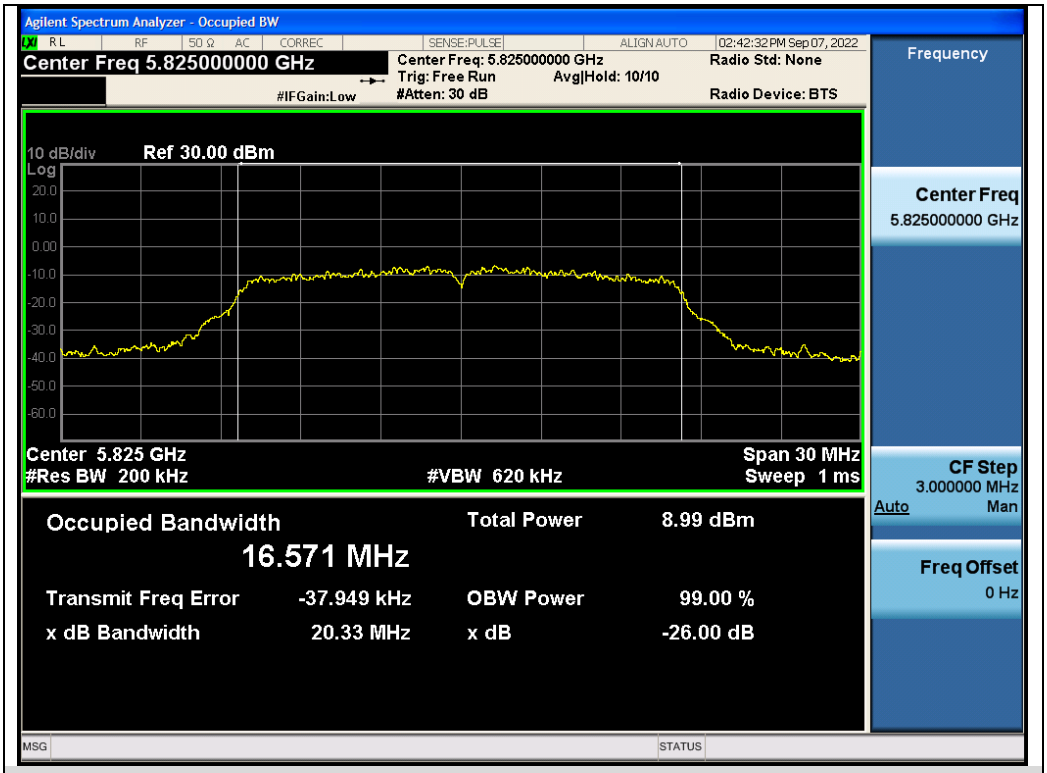

Test_Graph_802.11a_ANT1_5825_6Mbps_OBW

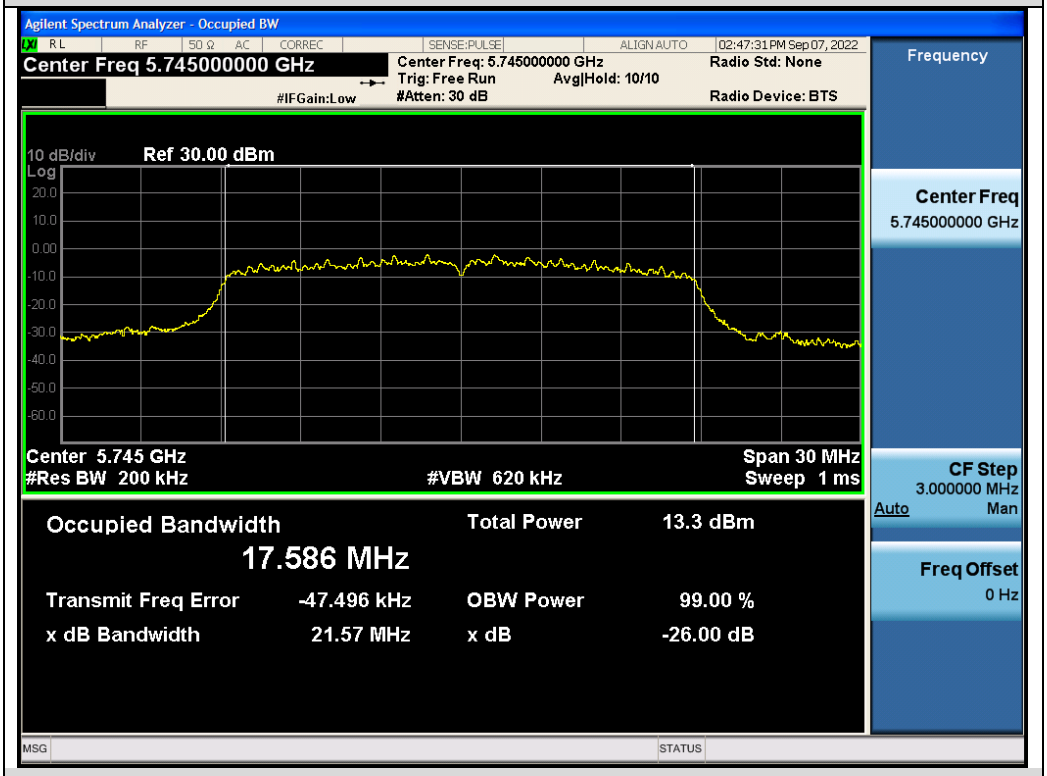

Test_Graph_802.11n20_ANT1_5745_MCS0_OBW

Any report having not been signed by authorized approver, or having been altered without authorization, or having not been stamped by the "Dedicated Testing/Inspection Stamp" is deemed to be invalid. Copying or excerpting portion of, or altering the content of the report is not permitted without the written authorization of AGC. The test results presented in the report apply only to the tested sample. Any objections to report issued by AGC should be submitted to AGC within 15days after the issuance of the test report. Further enquiry of validity or verification of the test report should be addressed to AGC by agc01@agccert.com.

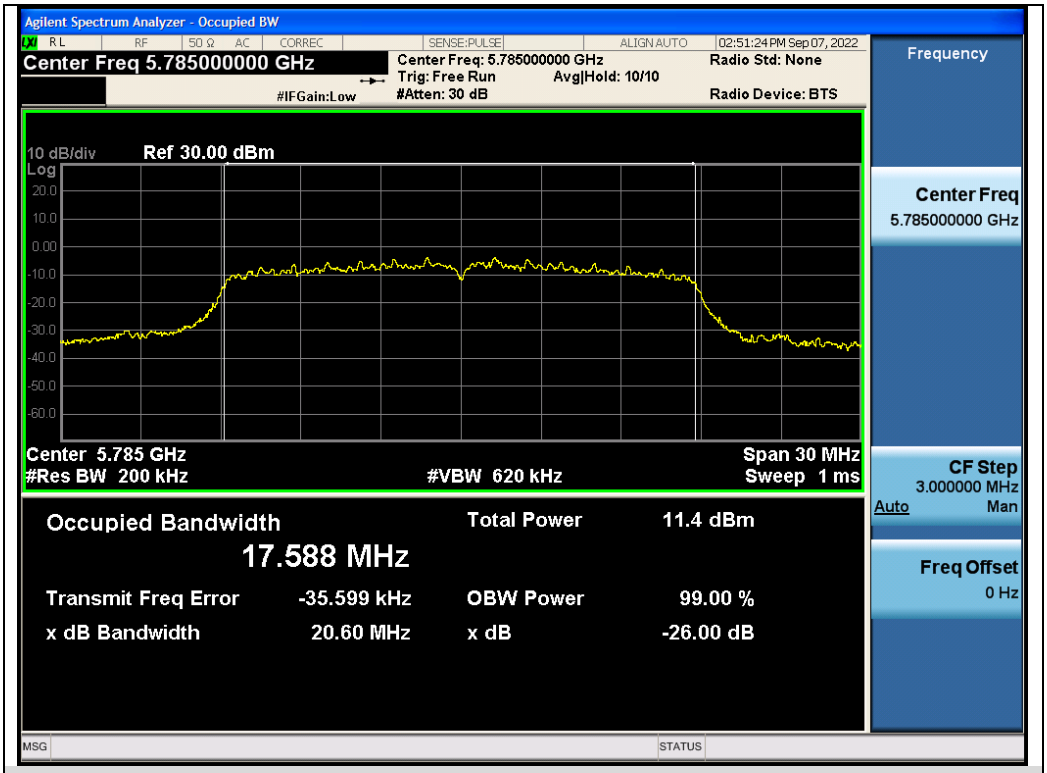

Test_Graph_802.11n20_ANT1_5785_MCS0_OBW

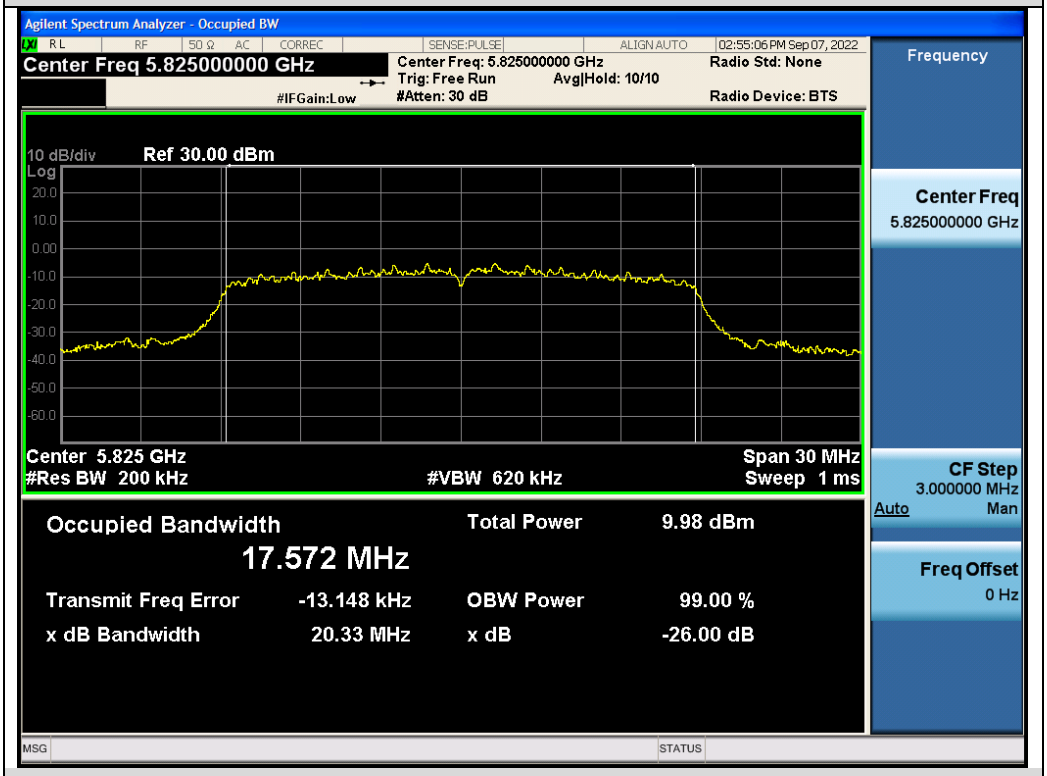

Test_Graph_802.11n20_ANT1_5825_MCS0_OBW

Any report having not been signed by authorized approver, or having been altered without authorization, or having not been stamped by the "Dedicated Testing/Inspection Stamp" is deemed to be invalid. Copying or excerpting portion of, or altering the content of the report is not permitted without the written authorization of AGC. The test results presented in the report apply only to the tested sample. Any objections to report issued by AGC should be submitted to AGC within 15days after the issuance of the test report. Further enquiry of validity or verification of the test report should be addressed to AGC by agc01@agccert.com.

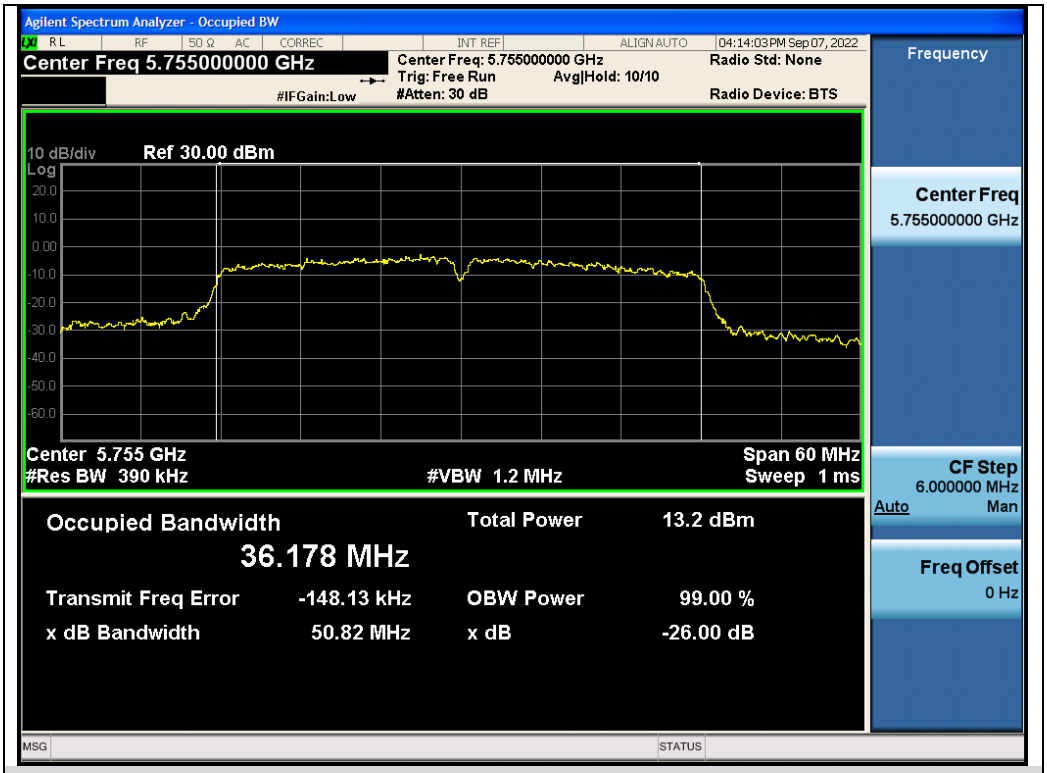

Test_Graph_802.11n40_ANT1_5755_MCS0_OBW

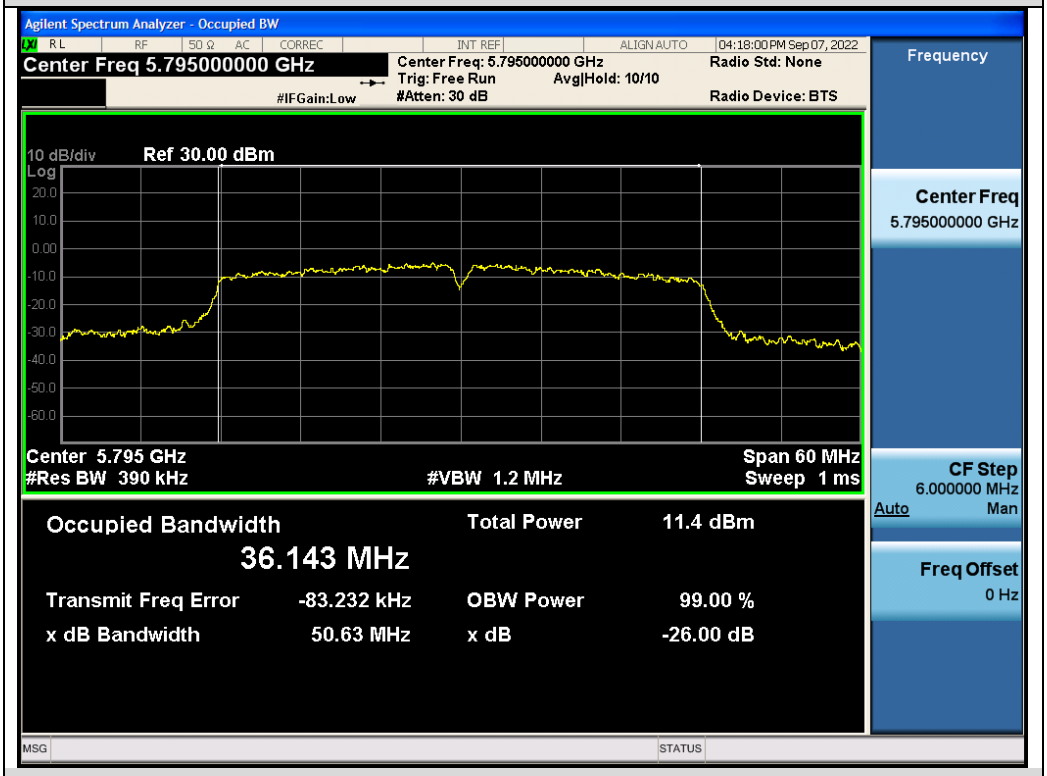

Test_Graph_802.11n40_ANT1_5795_MCS0_OBW

Any report having not been signed by authorized approver, or having been altered without authorization, or having not been stamped by the "Dedicated Testing/Inspection Stamp" is deemed to be invalid. Copying or excerpting portion of, or altering the content of the report is not permitted without the written authorization of AGC. The test results presented in the report apply only to the tested sample. Any objections to report issued by AGC should be submitted to AGC within 15days after the issuance of the test report. Further enquiry of validity or verification of the test report should be addressed to AGC by agc01@agccert.com.

Test Graphs of DTS Bandwidth for band 5.725-5.85 GHz

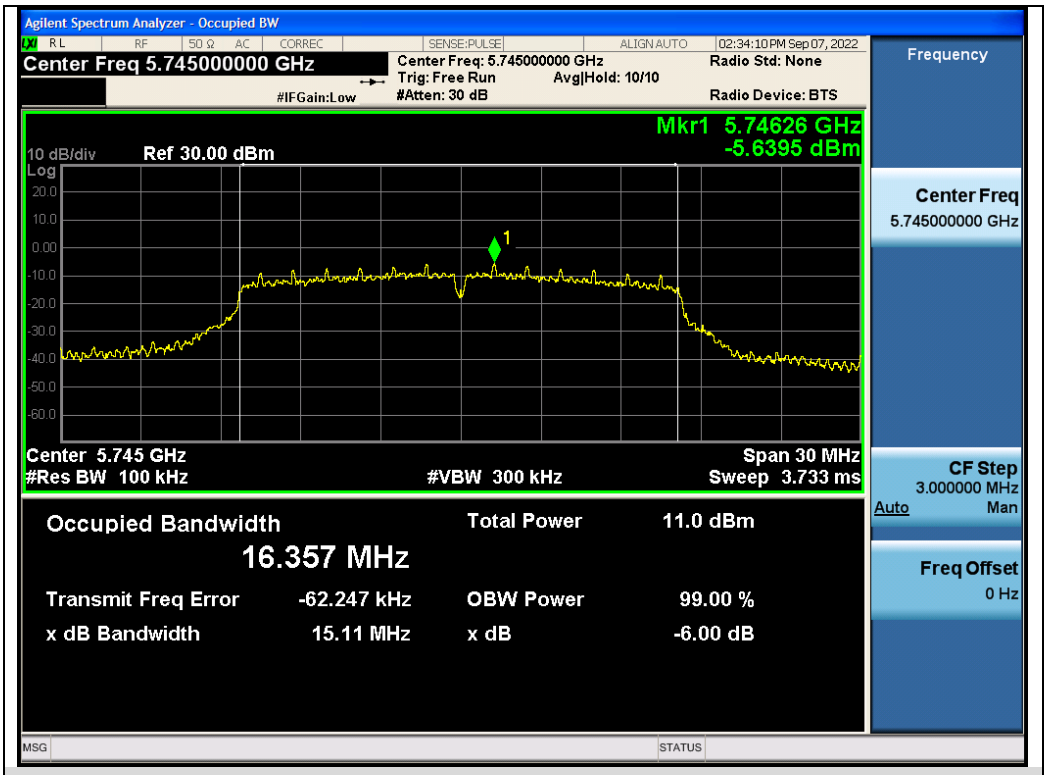

Test_Graph_802.11a_ANT1_5745_6Mbps_DTSBW

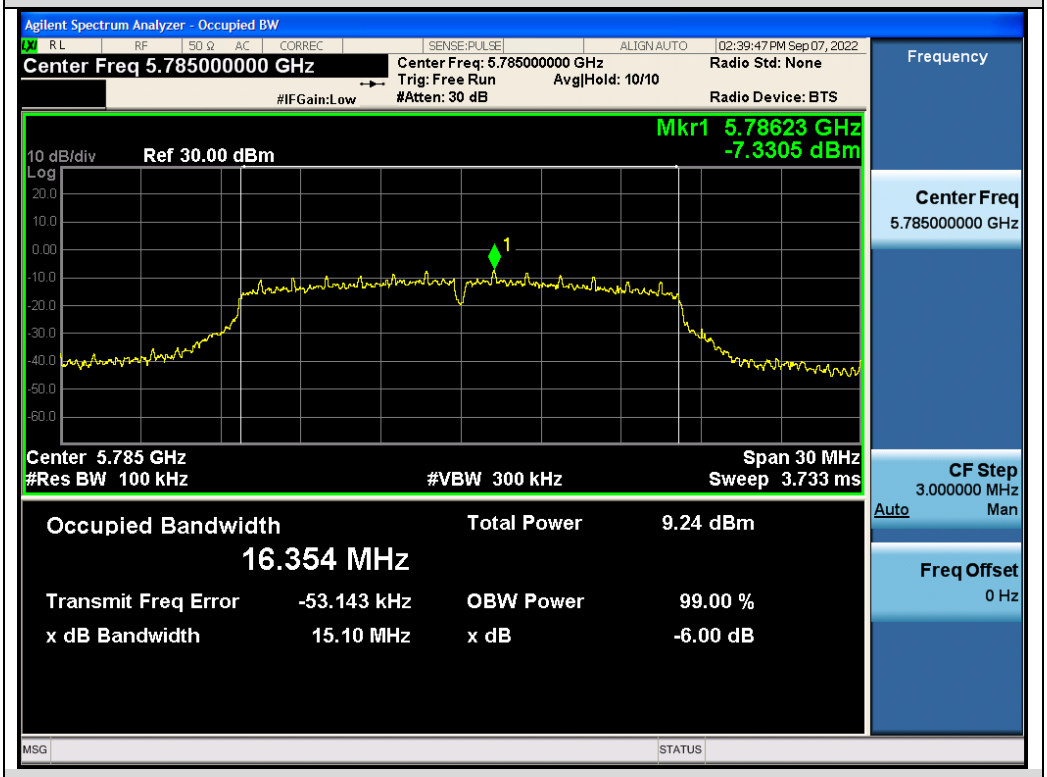

Test_Graph_802.11a_ANT1_5785_6Mbps_DTSBW

Any report having not been signed by authorized approver, or having been altered without authorization, or having not been stamped by the "Dedicated Testing/Inspection Stamp" is deemed to be invalid. Copying or excerpting portion of, or altering the content of the report is not permitted without the written authorization of AGC. The test results presented in the report apply only to the tested sample. Any objections to report issued by AGC should be submitted to AGC within 15days after the issuance of the test report. Further enquiry of validity or verification of the test report should be addressed to AGC by agc01@agccert.com.

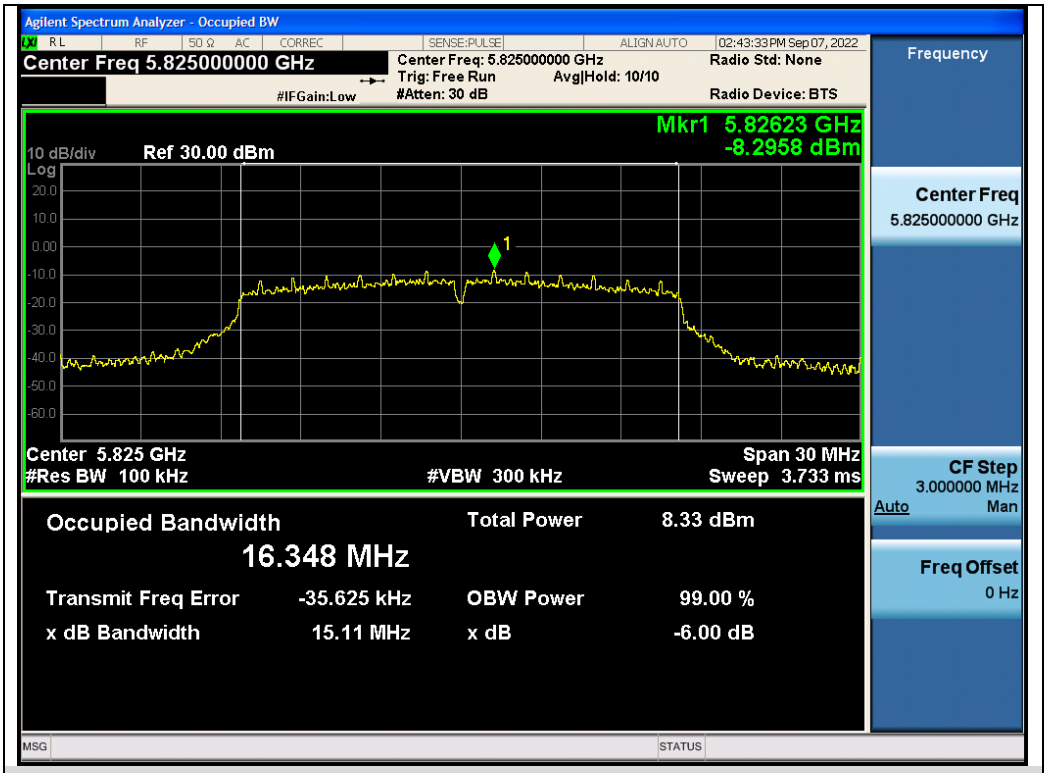

Test_Graph_802.11a_ANT1_5825_6Mbps_DTSBW

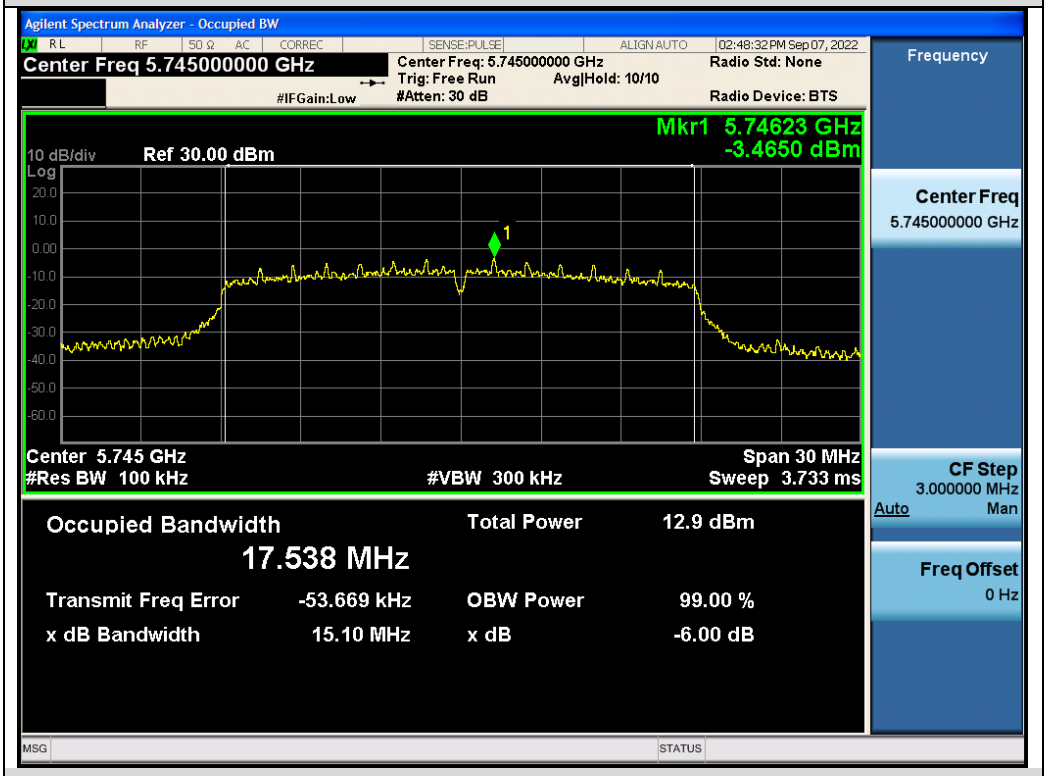

Test_Graph_802.11n20_ANT1_5745_MCS0_DTSBW

Any report having not been signed by authorized approver, or having been altered without authorization, or having not been stamped by the "Dedicated Testing/Inspection Stamp" is deemed to be invalid. Copying or excerpting portion of, or altering the content of the report is not permitted without the written authorization of AGC. The test results presented in the report apply only to the tested sample. Any objections to report issued by AGC should be submitted to AGC within 15days after the issuance of the test report. Further enquiry of validity or verification of the test report should be addressed to AGC by agc01@agccert.com.

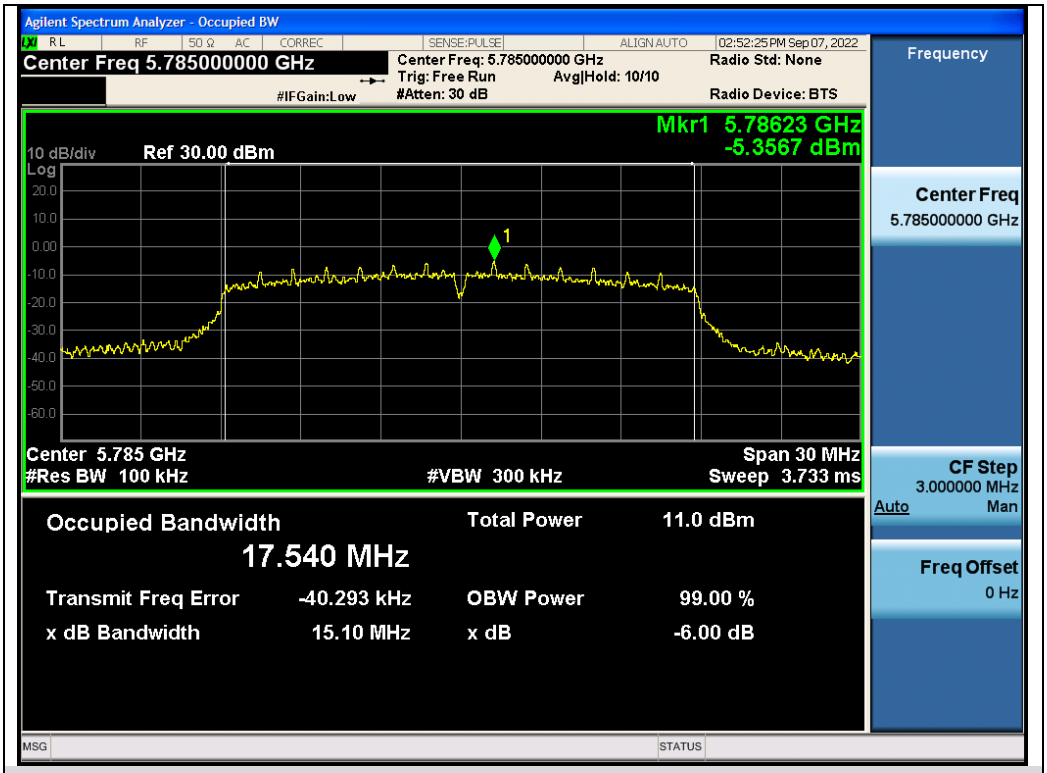

Test_Graph_802.11n20_ANT1_5785_MCS0_DTSBW

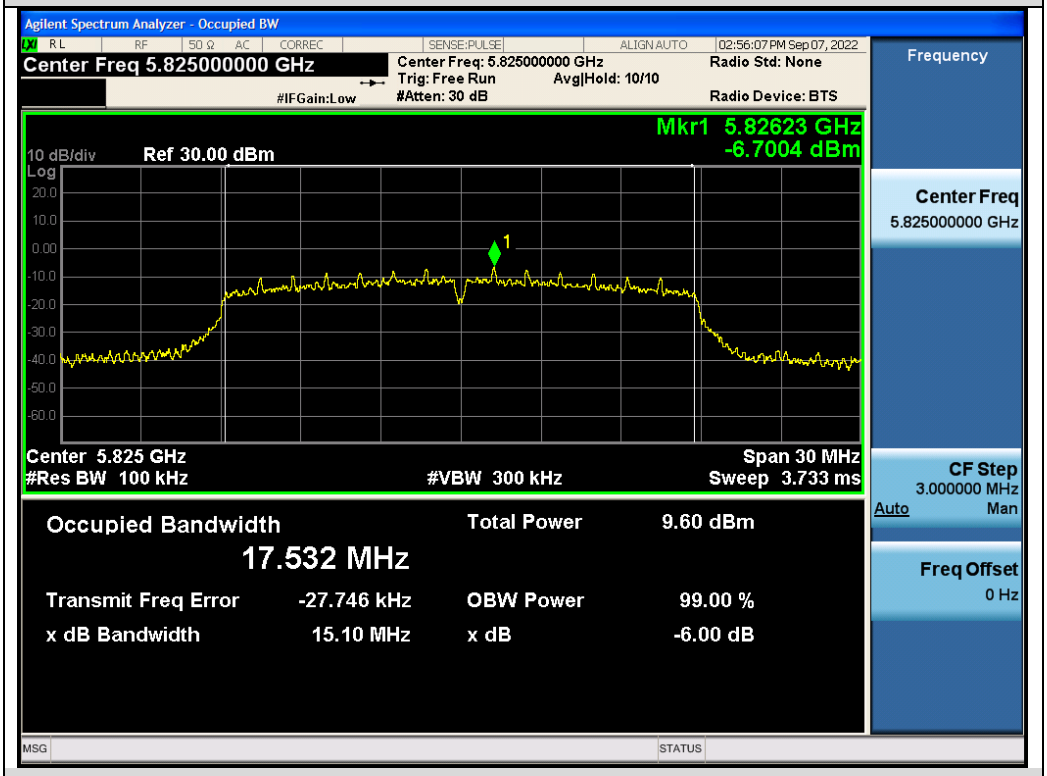

Test_Graph_802.11n20_ANT1_5825_MCS0_DTSBW

Any report having not been signed by authorized approver, or having been altered without authorization, or having not been stamped by the "Dedicated Testing/Inspection Stamp" is deemed to be invalid. Copying or excerpting portion of, or altering the content of the report is not permitted without the written authorization of AGC. The test results presented in the report apply only to the tested sample. Any objections to report issued by AGC should be submitted to AGC within 15days after the issuance of the test report. Further enquiry of validity or verification of the test report should be addressed to AGC by agc01@agccert.com.

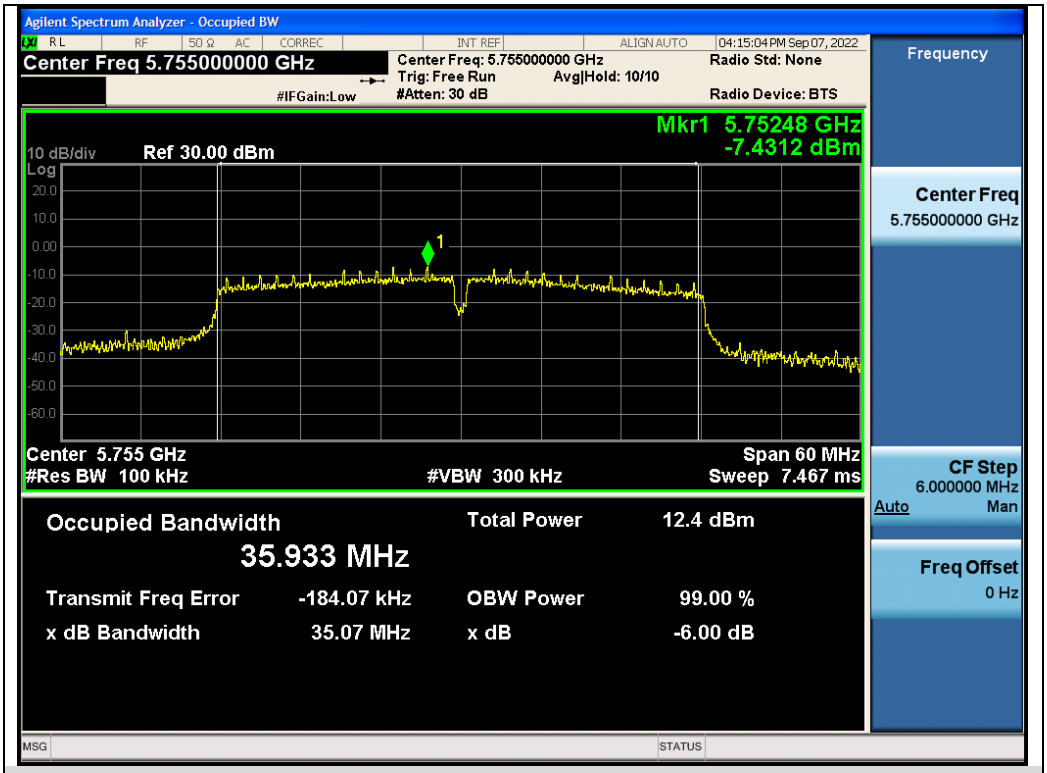

Test_Graph_802.11n40_ANT1_5755_MCS0_DTSBW

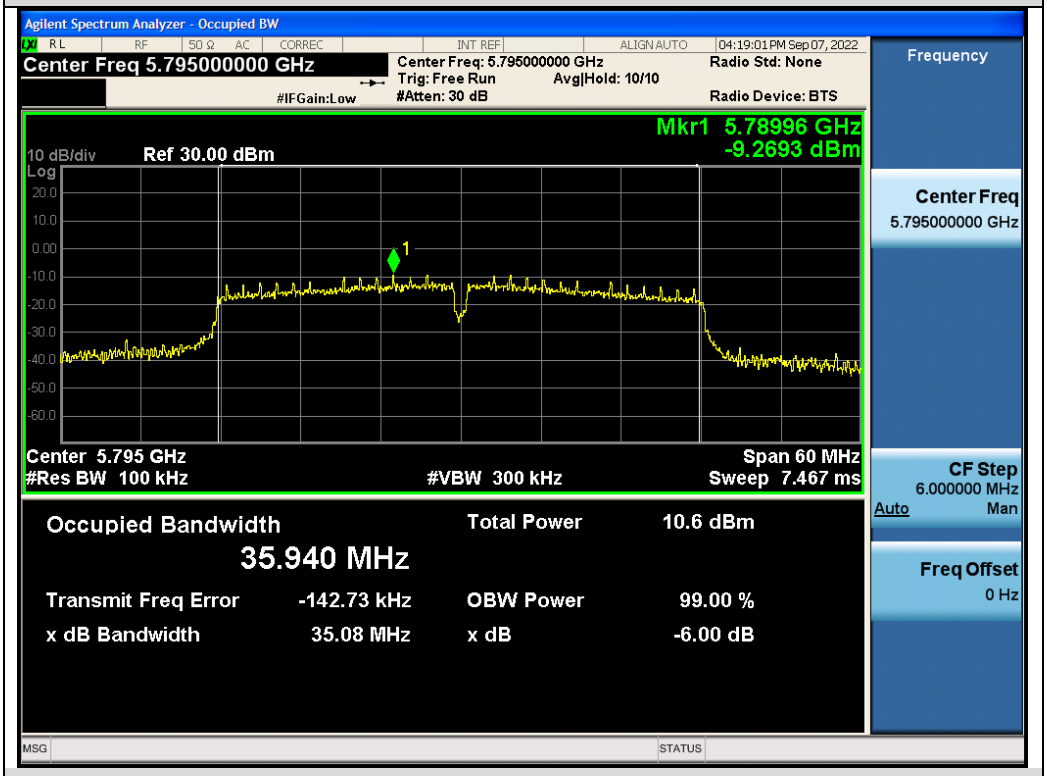

Test_Graph_802.11n40_ANT1_5795_MCS0_DTSBW

Any report having not been signed by authorized approver, or having been altered without authorization, or having not been stamped by the "Dedicated Testing/Inspection Stamp" is deemed to be invalid. Copying or excerpting portion of, or altering the content of the report is not permitted without the written authorization of AGC. The test results presented in the report apply only to the tested sample. Any objections to report issued by AGC should be submitted to AGC within 15days after the issuance of the test report. Further enquiry of validity or verification of the test report should be addressed to AGC by agc01@agccert.com.

9. MAXIMUM CONDUCTED OUTPUT AVERAGE POWER SPECTRAL DENSITY

9.1. MEASUREMENT PROCEDURE

Refer to KDB 789033 section F

9.2. TEST SET-UP (BLOCK DIAGRAM OF CONFIGURATION)

Refer to Section 8.2.

9.3. MEASUREMENT EQUIPMENT USED

Refer to Section 6.

9.4. LIMITS AND MEASUREMENT RESULT

Test Data of Conducted Output Power Density for band 5.15-5.25 GHz				
Test Mode	Test Channel (MHz)	Average Power Density (dBm/MHz)	Limits (dBm/MHz)	Pass or Fail
802.11a	5180	1.012	11	Pass
	5200	-4.520	11	Pass
	5240	-3.695	11	Pass
802.11n20	5180	-4.096	11	Pass
	5200	-4.122	11	Pass
	5240	-2.229	11	Pass
802.11n40	5190	-7.791	11	Pass
	5230	-7.791	11	Pass

Any report having not been signed by authorized approver, or having been altered without authorization, or having not been stamped by the "Dedicated Testing/Inspection Stamp" is deemed to be invalid. Copying or excerpting portion of, or altering the content of the report is not permitted without the written authorization of AGC. The test results presented in the report apply only to the tested sample. Any objections to report issued by AGC should be submitted to AGC within 15days after the issuance of the test report. Further enquiry of validity or verification of the test report should be addressed to AGC by agc01@agccert.com.

Test Data of Conducted Output Power Density for band 5.725-5.85 GHz					
Test Mode	Test Channel (MHz)	Average Power Density (dBm/100kHz)	Average Power Density (dBm/500kHz)	Limits (dBm/500kHz)	Pass or Fail
802.11a	5745	-13.657	-6.667	30	Pass
	5785	-9.617	-2.627	30	Pass
	5825	-16.222	-9.232	30	Pass
802.11n20	5745	-12.058	-5.068	30	Pass
	5785	-14.101	-7.111	30	Pass
	5825	-15.793	-8.803	30	Pass
802.11n40	5755	-15.067	-8.077	30	Pass
	5795	-17.180	-10.190	30	Pass

Any report having not been signed by authorized approver, or having been altered without authorization, or having not been stamped by the "Dedicated Testing/Inspection Stamp" is deemed to be invalid. Copying or excerpting portion of, or altering the content of the report is not permitted without the written authorization of AGC. The test results presented in the report apply only to the tested sample. Any objections to report issued by AGC should be submitted to AGC within 15days after the issuance of the test report. Further enquiry of validity or verification of the test report should be addressed to AGC by agc01@agccert.com.

Test Graphs of Conducted Output Power Spectral Density for band 5.15-5.25 GHz

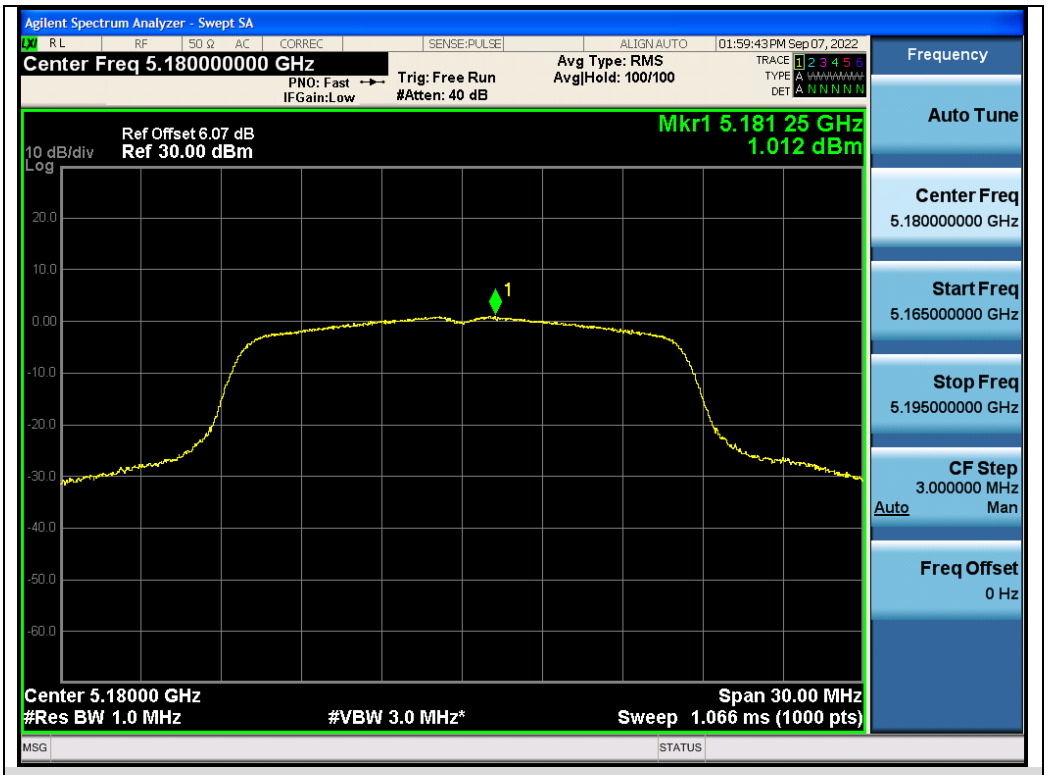

Test_Graph_802.11a_ANT1_5180_6Mbps_PSD

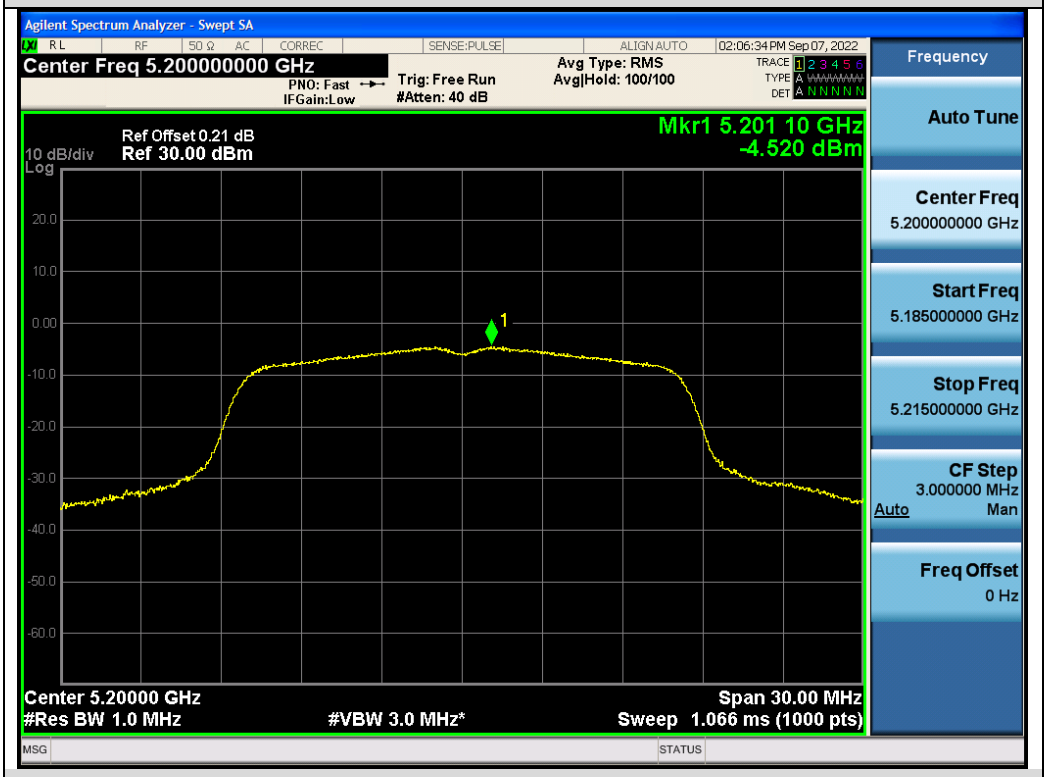

Test_Graph_802.11a_ANT1_5200_6Mbps_PSD

Any report having not been signed by authorized approver, or having been altered without authorization, or having not been stamped by the "Dedicated Testing/Inspection Stamp" is deemed to be invalid. Copying or excerpting portion of, or altering the content of the report is not permitted without the written authorization of AGC. The test results presented in the report apply only to the tested sample. Any objections to report issued by AGC should be submitted to AGC within 15days after the issuance of the test report. Further enquiry of validity or verification of the test report should be addressed to AGC by agc01@agccert.com.

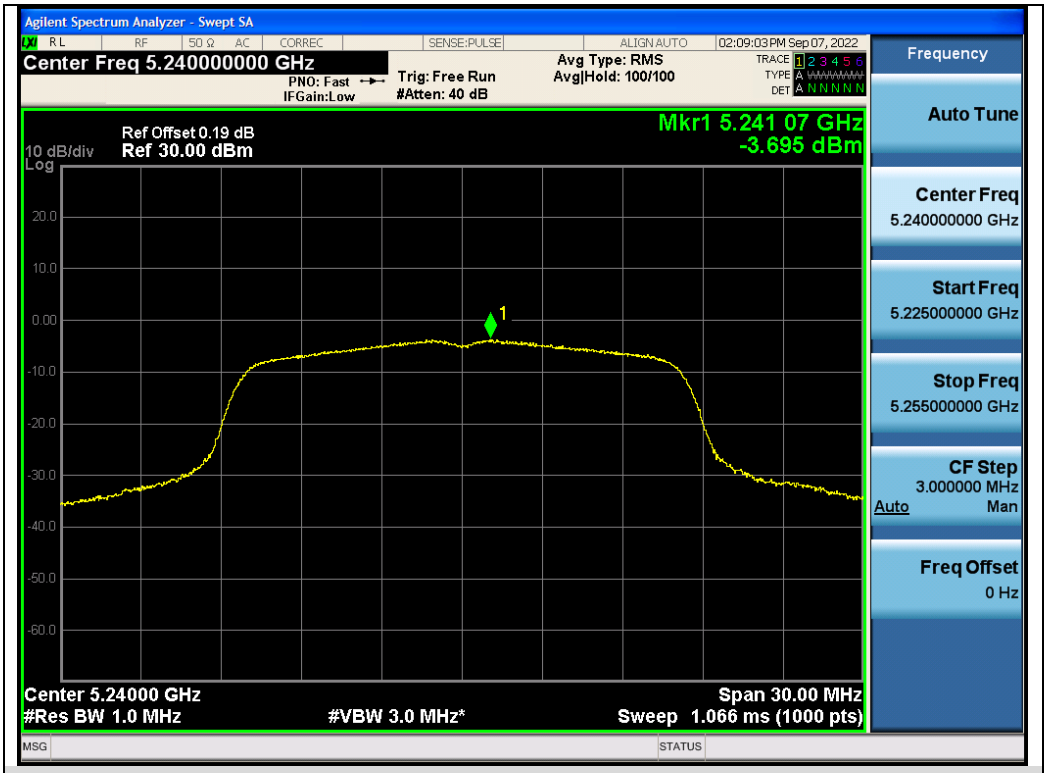

Test_Graph_802.11a_ANT1_5240_6Mbps_PSD

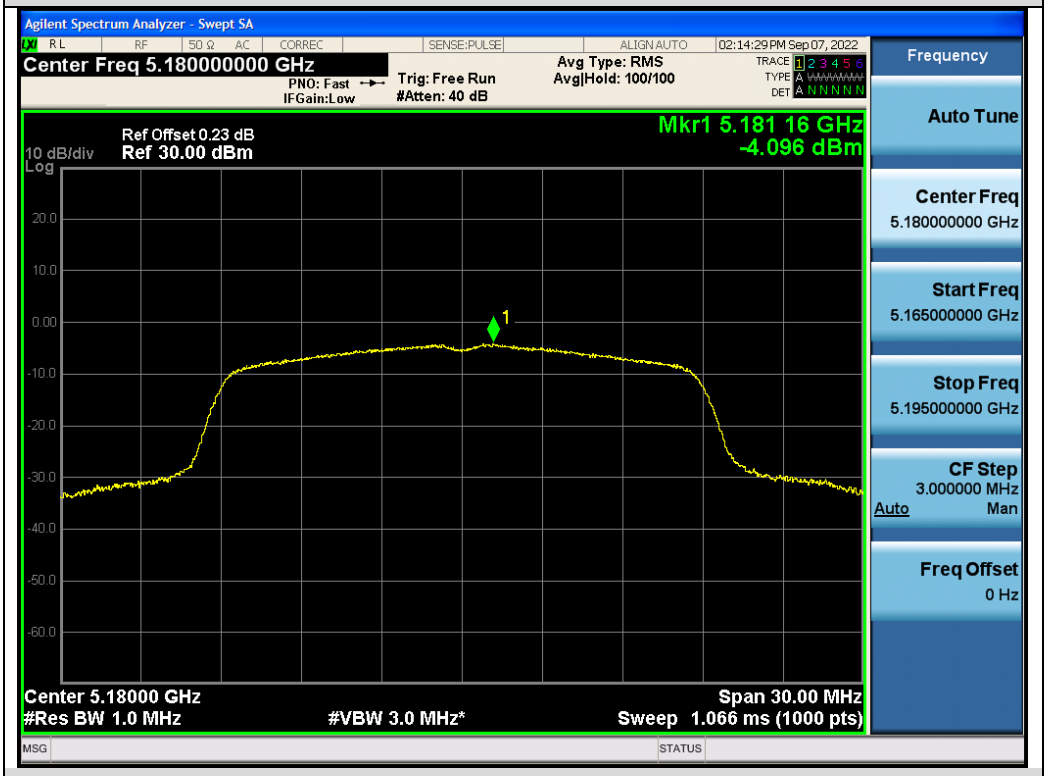

Test_Graph_802.11n20_ANT1_5180_MCS0_PSD

Any report having not been signed by authorized approver, or having been altered without authorization, or having not been stamped by the "Dedicated Testing/Inspection Stamp" is deemed to be invalid. Copying or excerpting portion of, or altering the content of the report is not permitted without the written authorization of AGC. The test results presented in the report apply only to the tested sample. Any objections to report issued by AGC should be submitted to AGC within 15days after the issuance of the test report. Further enquiry of validity or verification of the test report should be addressed to AGC by agc01@agccert.com.

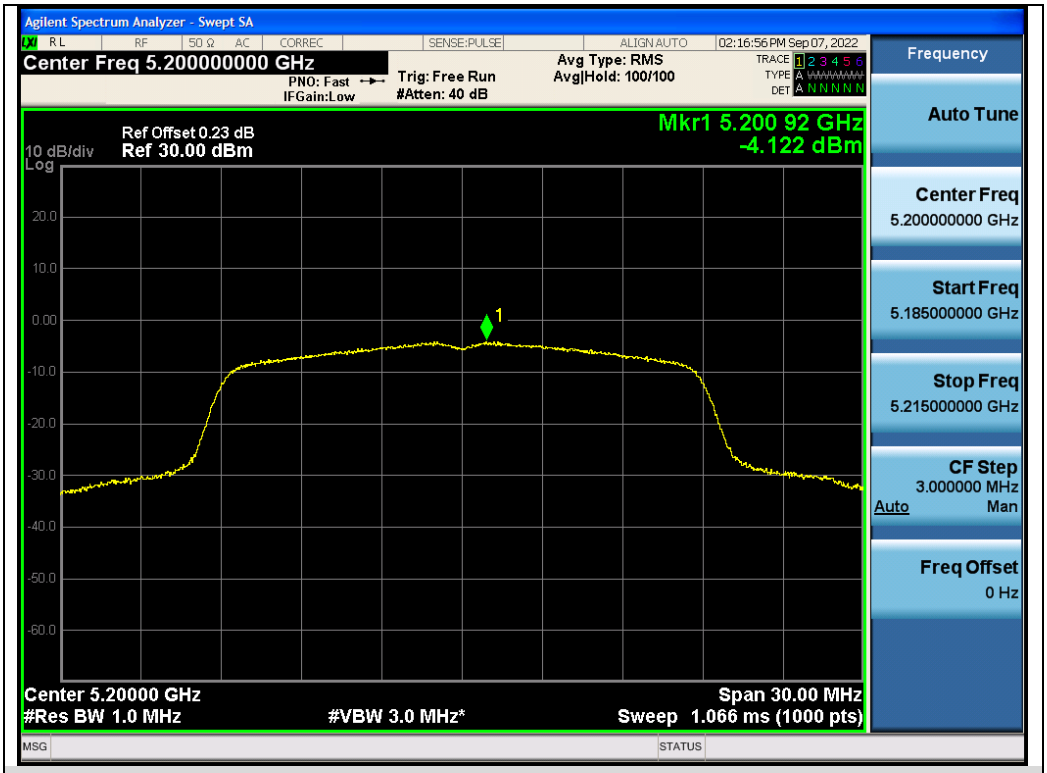

Test_Graph_802.11n20_ANT1_5200_MCS0_PSD

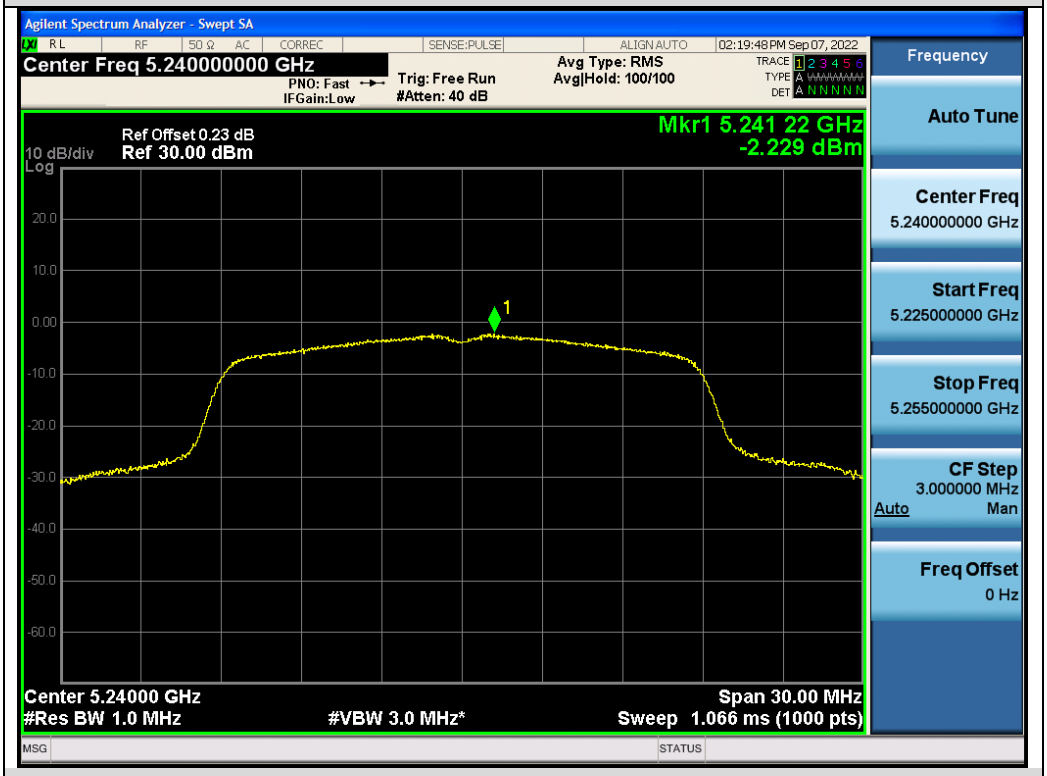

Test_Graph_802.11n20_ANT1_5240_MCS0_PSD

Any report having not been signed by authorized approver, or having been altered without authorization, or having not been stamped by the "Dedicated Testing/Inspection Stamp" is deemed to be invalid. Copying or excerpting portion of, or altering the content of the report is not permitted without the written authorization of AGC. The test results presented in the report apply only to the tested sample. Any objections to report issued by AGC should be submitted to AGC within 15days after the issuance of the test report. Further enquiry of validity or verification of the test report should be addressed to AGC by agc01@agccert.com.

Test_Graph_802.11n40_ANT1_5190_MCS0_PSD

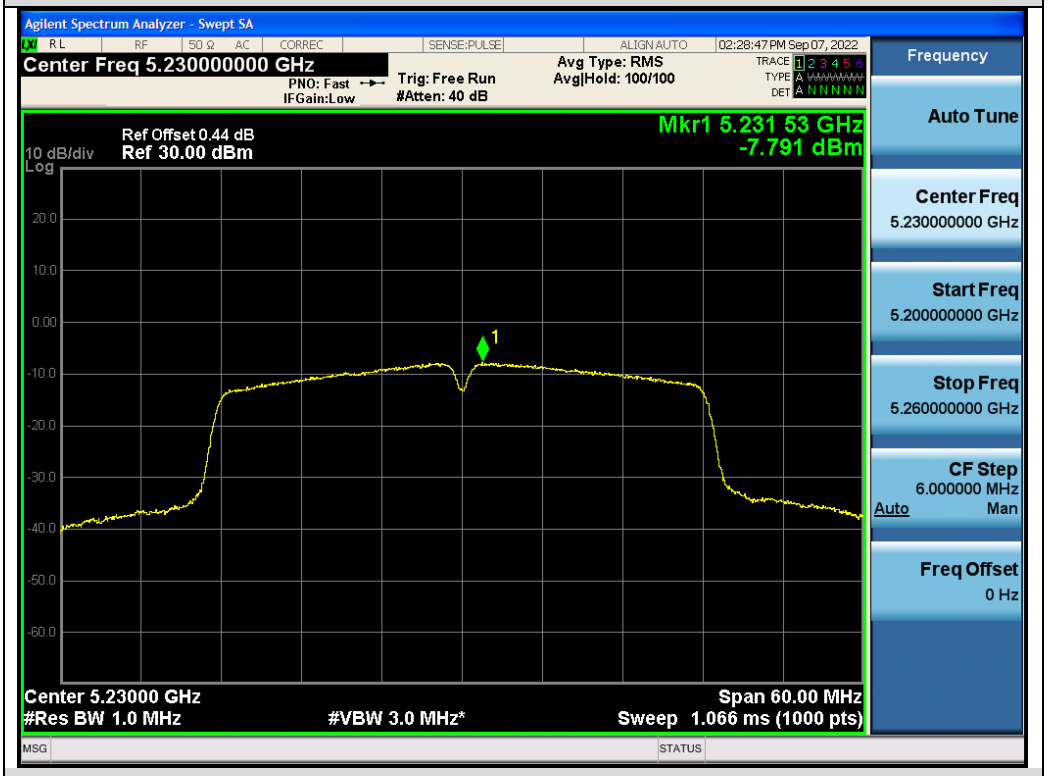

Test_Graph_802.11n40_ANT1_5230_MCS0_PSD

Any report having not been signed by authorized approver, or having been altered without authorization, or having not been stamped by the "Dedicated Testing/Inspection Stamp" is deemed to be invalid. Copying or excerpting portion of, or altering the content of the report is not permitted without the written authorization of AGC. The test results presented in the report apply only to the tested sample. Any objections to report issued by AGC should be submitted to AGC within 15days after the issuance of the test report. Further enquiry of validity or verification of the test report should be addressed to AGC by agc01@agccert.com.

Test Graphs of Conducted Output Power Spectral Density for band 5.725-5.85 GHz

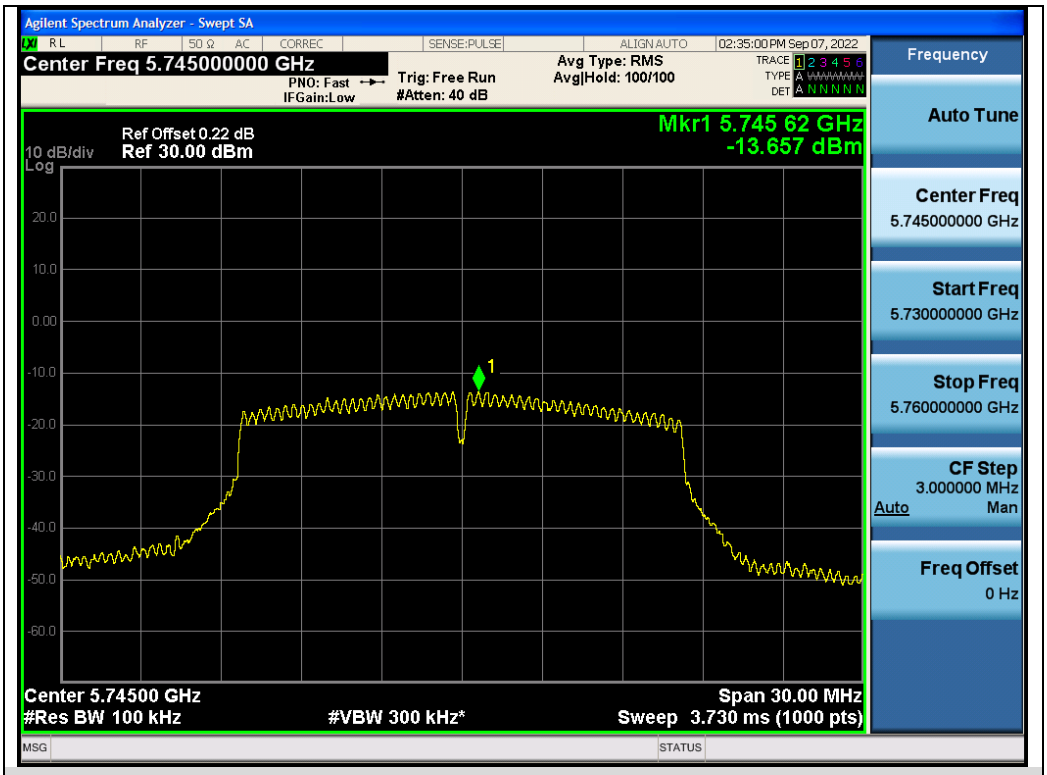

Test_Graph_802.11a_ANT1_5745_6Mbps_PSD

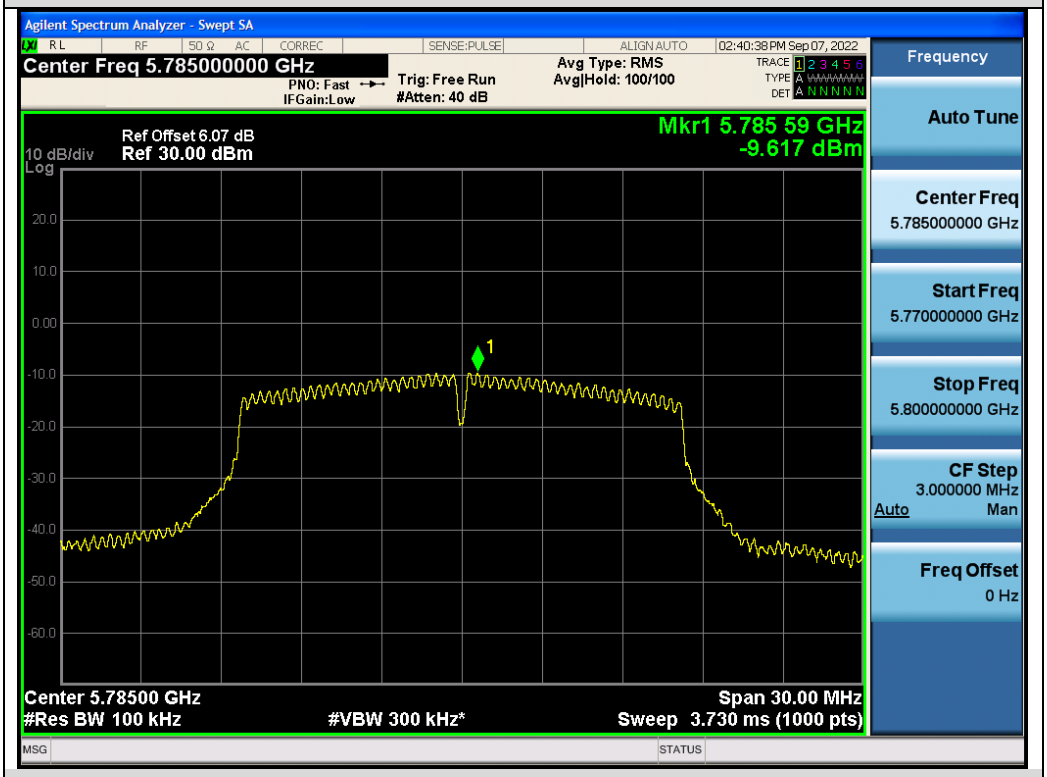

Test_Graph_802.11a_ANT1_5785_6Mbps_PSD

Any report having not been signed by authorized approver, or having been altered without authorization, or having not been stamped by the "Dedicated Testing/Inspection Stamp" is deemed to be invalid. Copying or excerpting portion of, or altering the content of the report is not permitted without the written authorization of AGC. The test results presented in the report apply only to the tested sample. Any objections to report issued by AGC should be submitted to AGC within 15days after the issuance of the test report. Further enquiry of validity or verification of the test report should be addressed to AGC by agc01@agccert.com.

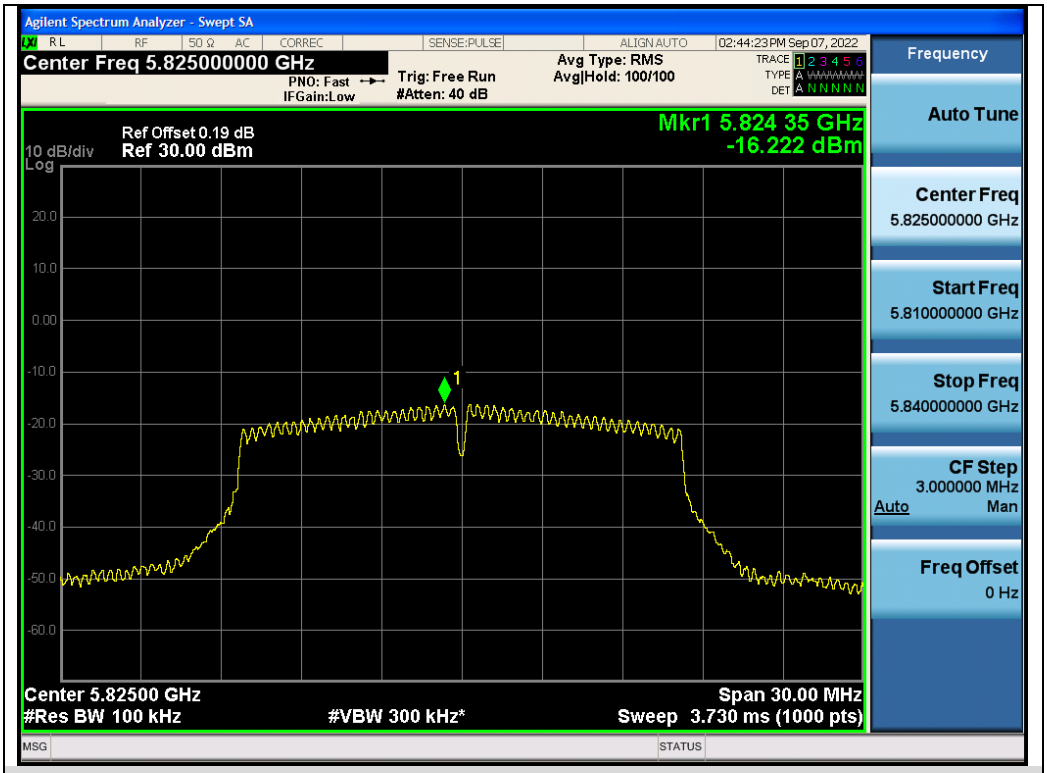

Test_Graph_802.11a_ANT1_5825_6Mbps_PSD

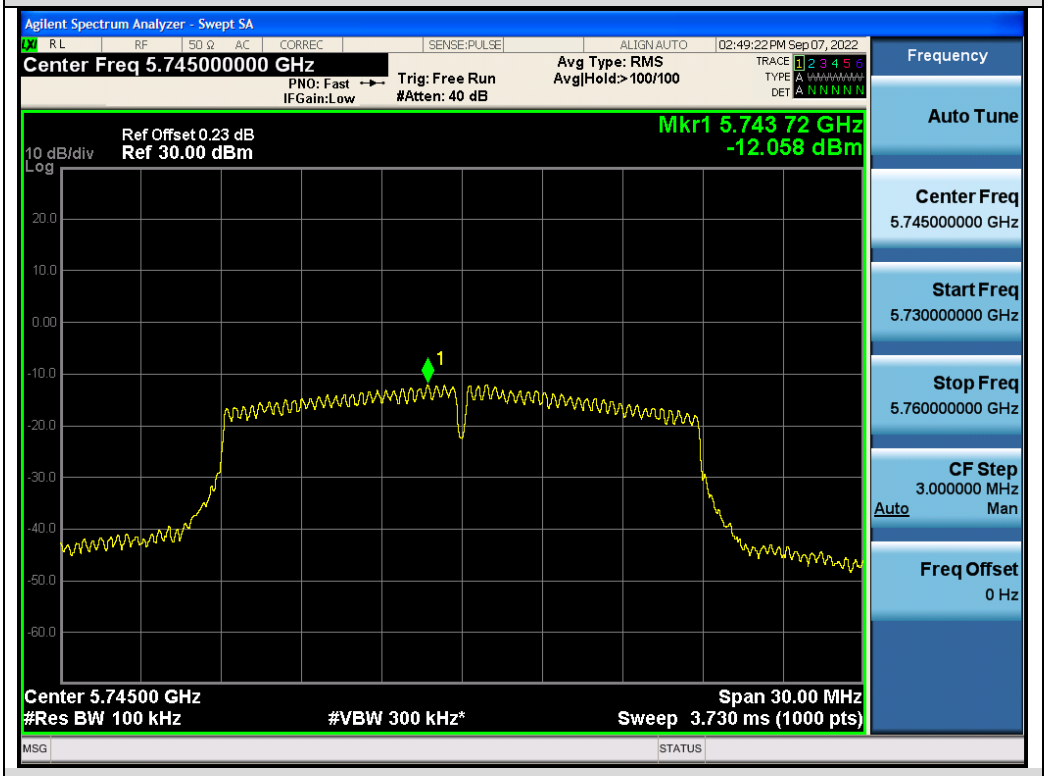

Test_Graph_802.11n20_ANT1_5745_MCS0_PSD

Any report having not been signed by authorized approver, or having been altered without authorization, or having not been stamped by the "Dedicated Testing/Inspection Stamp" is deemed to be invalid. Copying or excerpting portion of, or altering the content of the report is not permitted without the written authorization of AGC. The test results presented in the report apply only to the tested sample. Any objections to report issued by AGC should be submitted to AGC within 15days after the issuance of the test report. Further enquiry of validity or verification of the test report should be addressed to AGC by agc01@agccert.com.

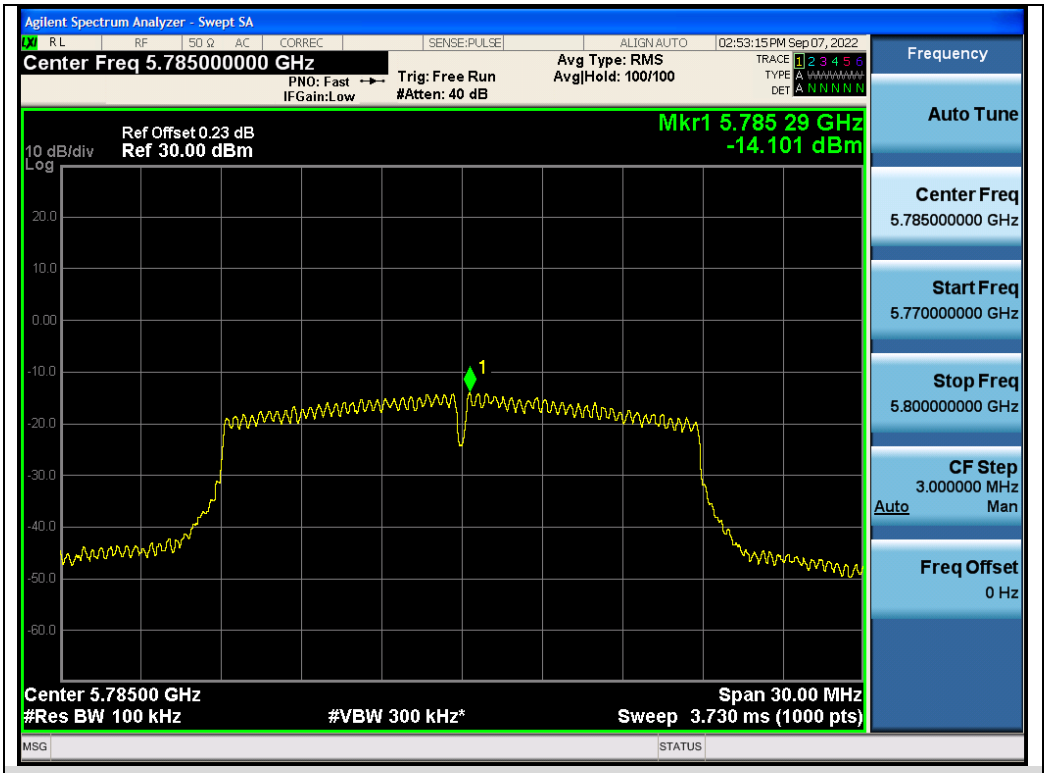

Test_Graph_802.11n20_ANT1_5785_MCS0_PSD

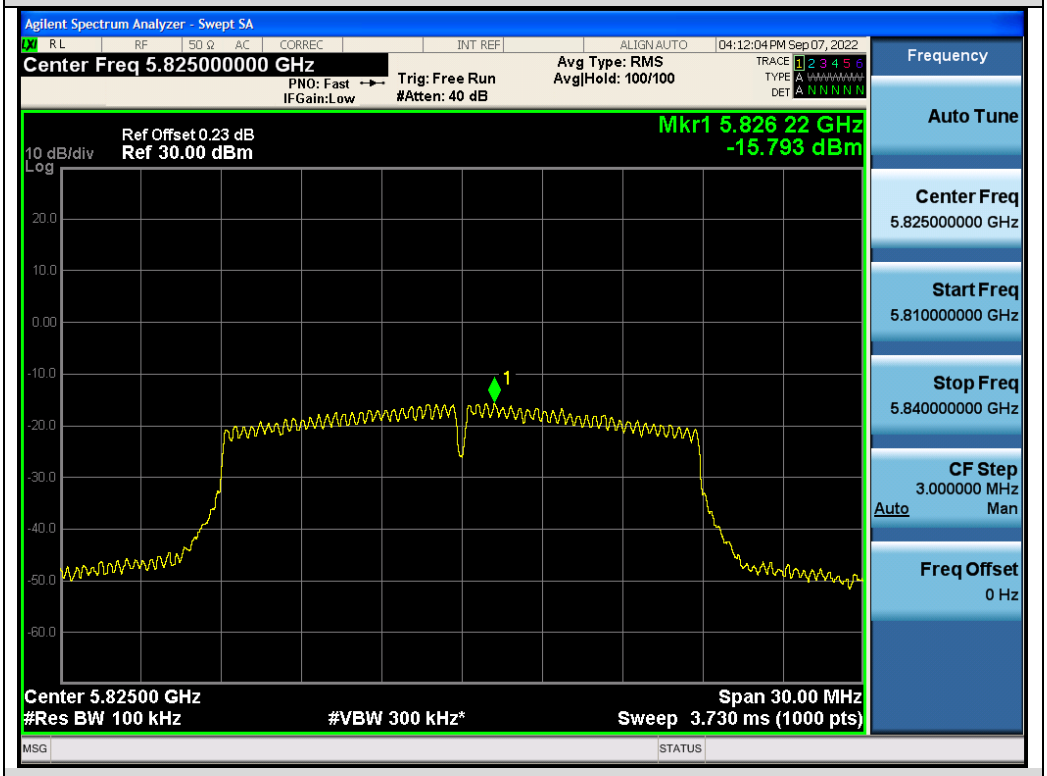

Test_Graph_802.11n20_ANT1_5825_MCS0_PSD

Any report having not been signed by authorized approver, or having been altered without authorization, or having not been stamped by the "Dedicated Testing/Inspection Stamp" is deemed to be invalid. Copying or excerpting portion of, or altering the content of the report is not permitted without the written authorization of AGC. The test results presented in the report apply only to the tested sample. Any objections to report issued by AGC should be submitted to AGC within 15days after the issuance of the test report. Further enquiry of validity or verification of the test report should be addressed to AGC by agc01@agccert.com.

Test_Graph_802.11n40_ANT1_5755_MCS0_PSD

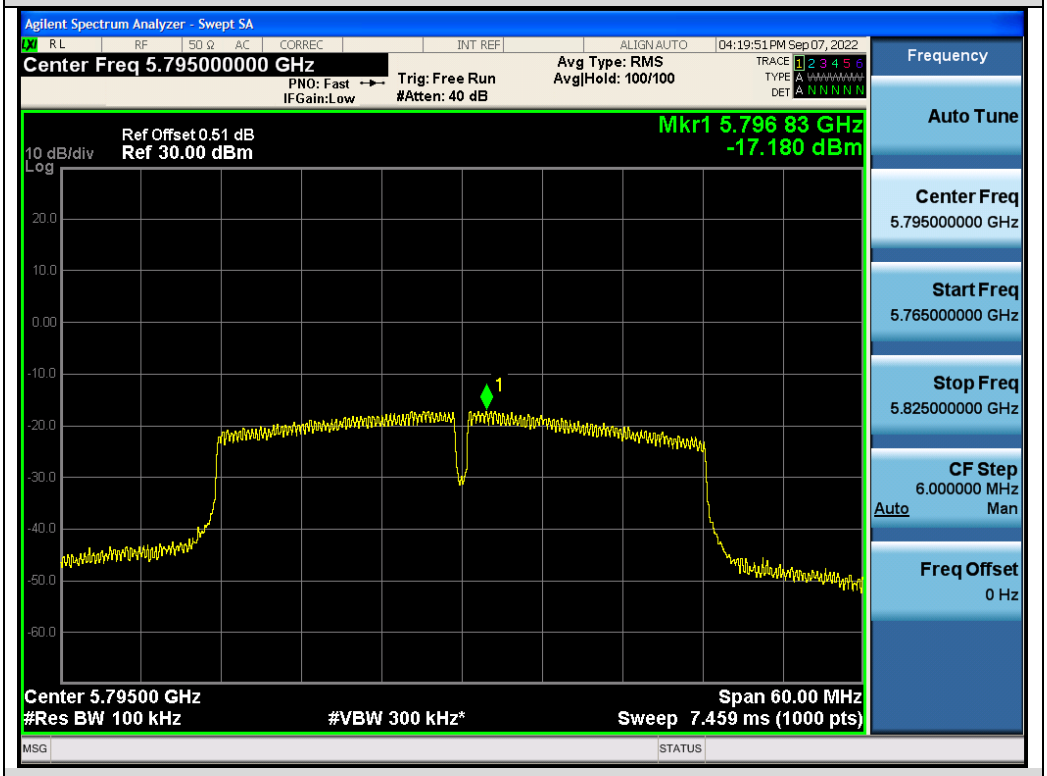

Test_Graph_802.11n40_ANT1_5795_MCS0_PSD

Any report having not been signed by authorized approver, or having been altered without authorization, or having not been stamped by the "Dedicated Testing/Inspection Stamp" is deemed to be invalid. Copying or excerpting portion of, or altering the content of the report is not permitted without the written authorization of AGC. The test results presented in the report apply only to the tested sample. Any objections to report issued by AGC should be submitted to AGC within 15days after the issuance of the test report. Further enquiry of validity or verification of the test report should be addressed to AGC by agc01@agccert.com.

10. CONDUCTED SPURIOUS EMISSION

10.1. MEASUREMENT PROCEDURE

1. Connect EUT RF output port to the Spectrum Analyzer through an RF attenuator
2, Set the EUT Work on the top, the middle and the bottom operation frequency individually.
3. Set SPA Trace 1 Max hold, then View.

Note: The EUT was tested according to KDB 789033 for compliance to FCC 47CFR 15.407 requirements.

10.2. TEST SET-UP (BLOCK DIAGRAM OF CONFIGURATION)

The same as described in section 8.2.

10.3. MEASUREMENT EQUIPMENT USED

The same as described in section 6.

10.4. LIMITS AND MEASUREMENT RESULT

LIMITS AND MEASUREMENT RESULT		
Applicable Limits	**Measurement Result**	
	Test channel	**Criteria**
-27dBm/MHz	5150MHz-5250MHz	PASS
All emissions shall be limited to a level of −27 dBm/MHz at 75 MHz or more above or below the band edge increasing linearly to 10 dBm/MHz at 25 MHz above or below the band edge, and from 25 MHz above or below the band edge increasing linearly to a level of 15.6 dBm/MHz at 5 MHz above or below the band edge, and from 5 MHz above or below the band edge increasing linearly to a level of 27 dBm/MHz at the band edge.	5725MHz-5850MHz	PASS

Note: All 20MHz bandwidth modulations have been tested, 802.11a20 is worst case and documented in this test report. All 40MHz bandwidth modulations are tested, 802.11N40 is worst case and documented in this test report.

Any report having not been signed by authorized approver, or having been altered without authorization, or having not been stamped by the "Dedicated Testing/Inspection Stamp" is deemed to be invalid. Copying or excerpting portion of, or altering the content of the report is not permitted without the written authorization of AGC. The test results presented in the report apply only to the tested sample. Any objections to report issued by AGC should be submitted to AGC within 15days after the issuance of the test report. Further enquiry of validity or verification of the test report should be addressed to AGC by agc01@agccert.com.

Test Graphs of Spurious Emissions outside of the 5.15-5.35 GHz band for transmitters operating in the 5.15-5.25 GHz band

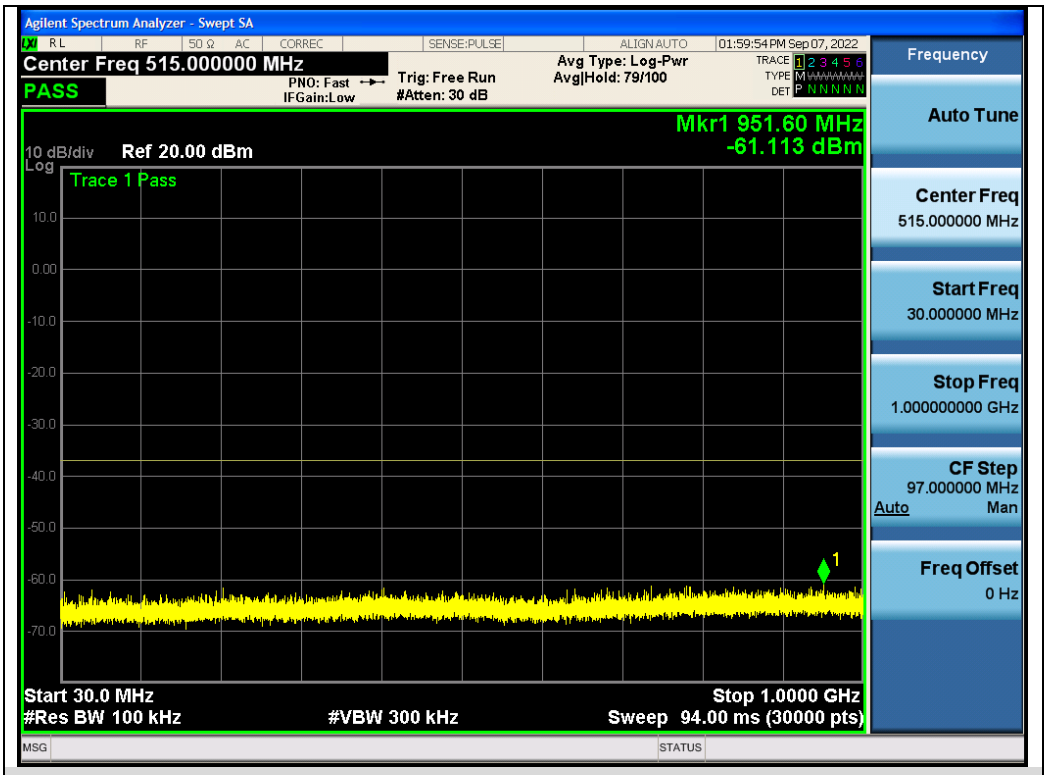

Test_Graph_802.11a_ANT1_5180_6Mbps_Frequency Band 1

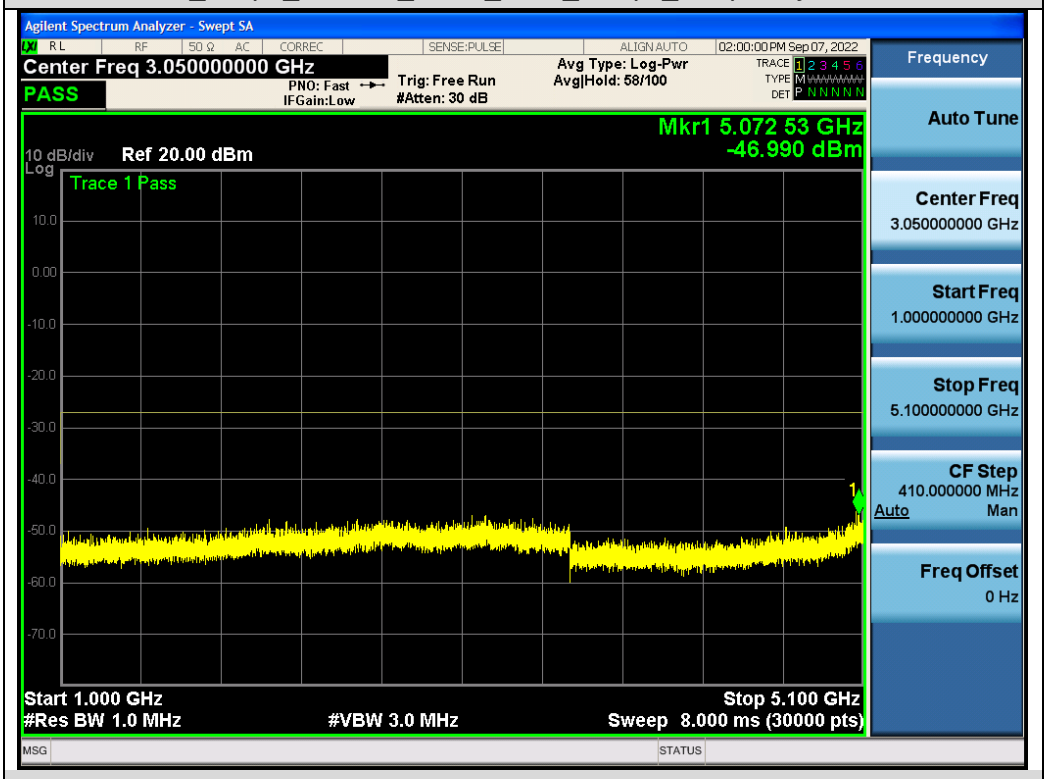

Test_Graph_802.11a_ANT1_5180_6Mbps_Frequency Band 2

Any report having not been signed by authorized approver, or having been altered without authorization, or having not been stamped by the "Dedicated Testing/Inspection Stamp" is deemed to be invalid. Copying or excerpting portion of, or altering the content of the report is not permitted without the written authorization of AGC. The test results presented in the report apply only to the tested sample. Any objections to report issued by AGC should be submitted to AGC within 15days after the issuance of the test report. Further enquiry of validity or verification of the test report should be addressed to AGC by agc01@agccert.com.

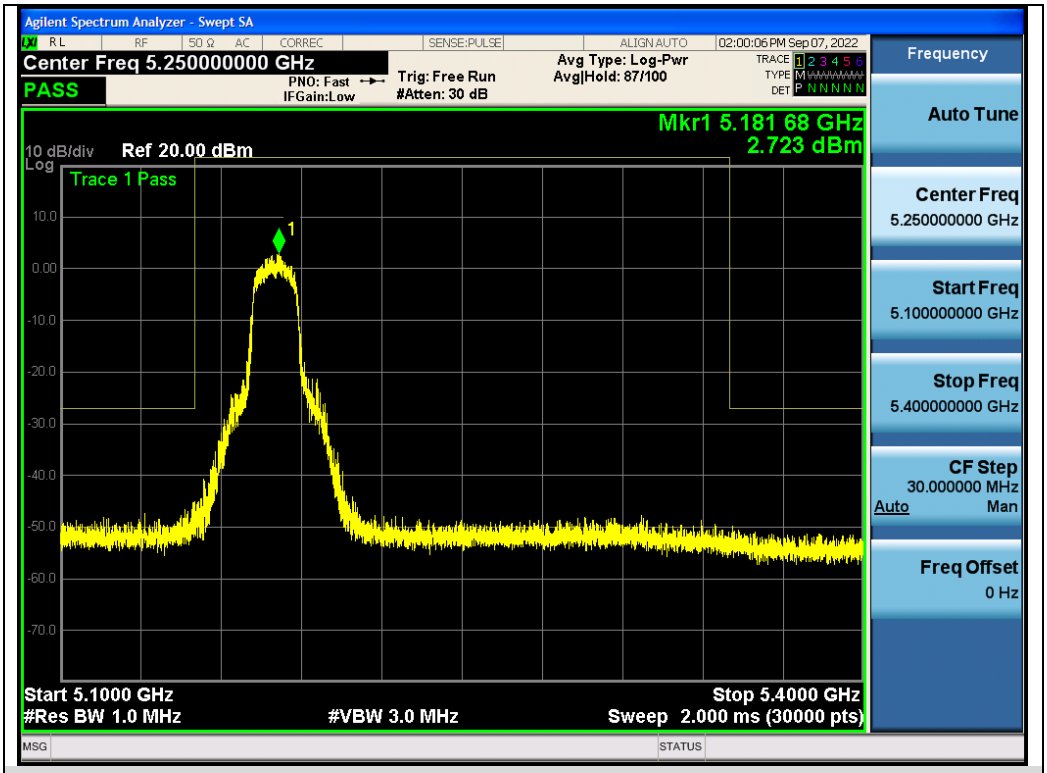

Test_Graph_802.11a_ANT1_5180_6Mbps_Frequency Band 3

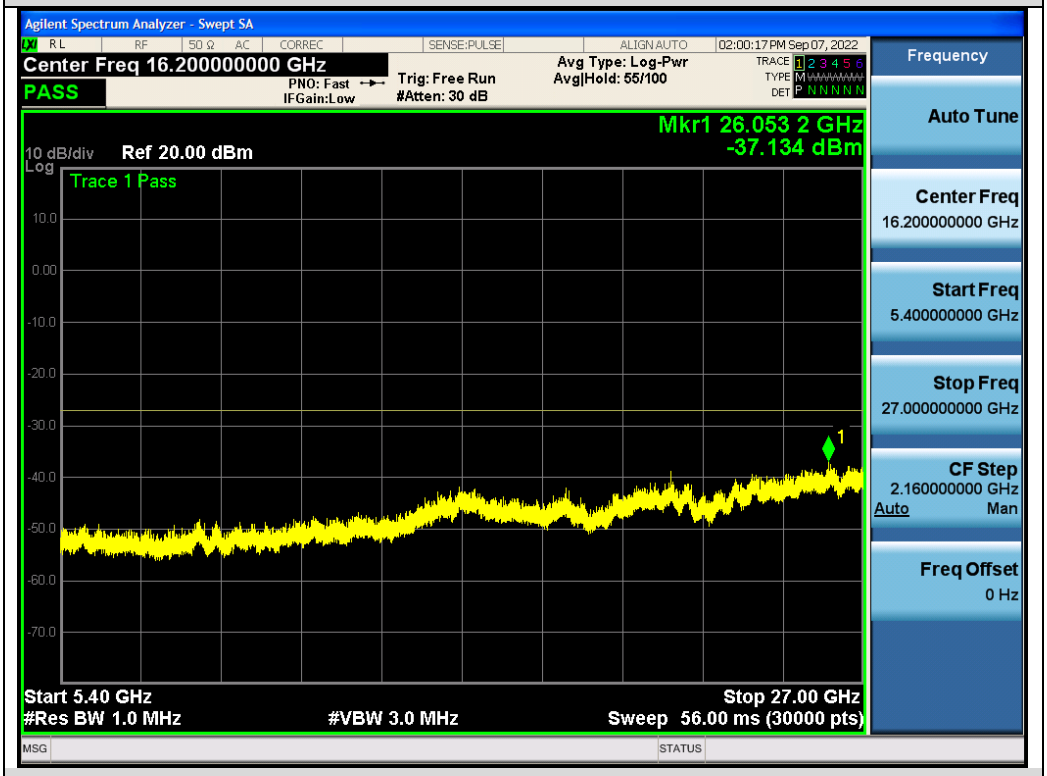

Test_Graph_802.11a_ANT1_5180_6Mbps_Frequency Band 4

Any report having not been signed by authorized approver, or having been altered without authorization, or having not been stamped by the "Dedicated Testing/Inspection Stamp" is deemed to be invalid. Copying or excerpting portion of, or altering the content of the report is not permitted without the written authorization of AGC. The test results presented in the report apply only to the tested sample. Any objections to report issued by AGC should be submitted to AGC within 15days after the issuance of the test report. Further enquiry of validity or verification of the test report should be addressed to AGC by agc01@agccert.com.

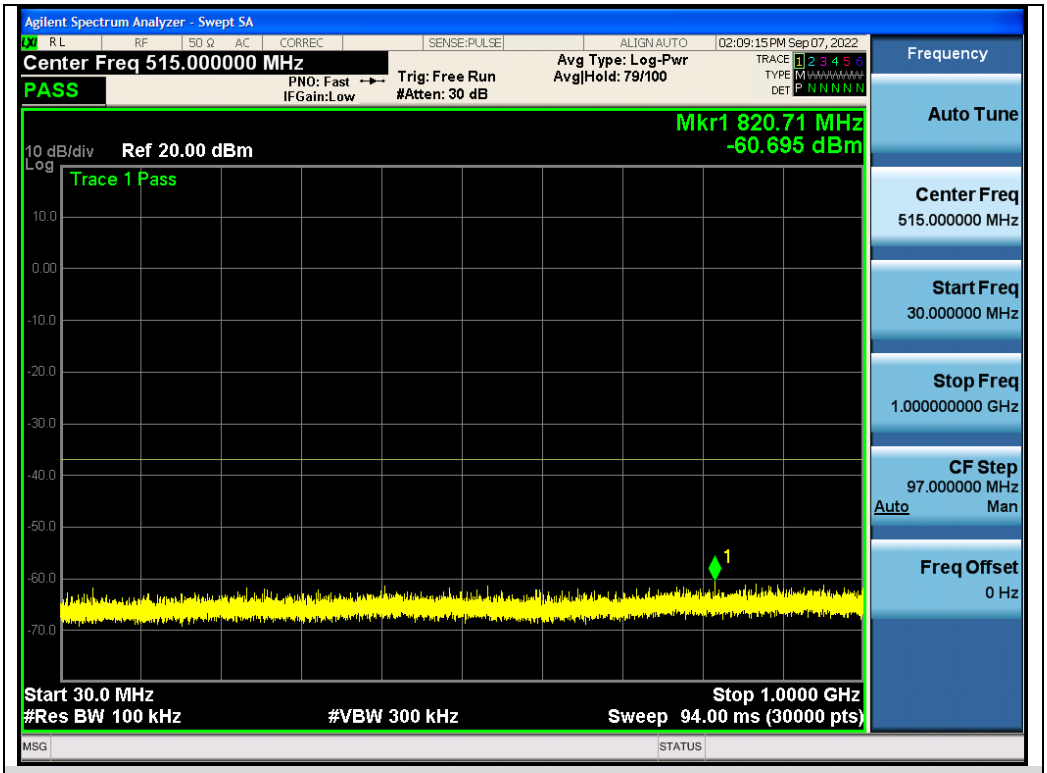

Test_Graph_802.11a_ANT1_5240_6Mbps_Frequency Band 1

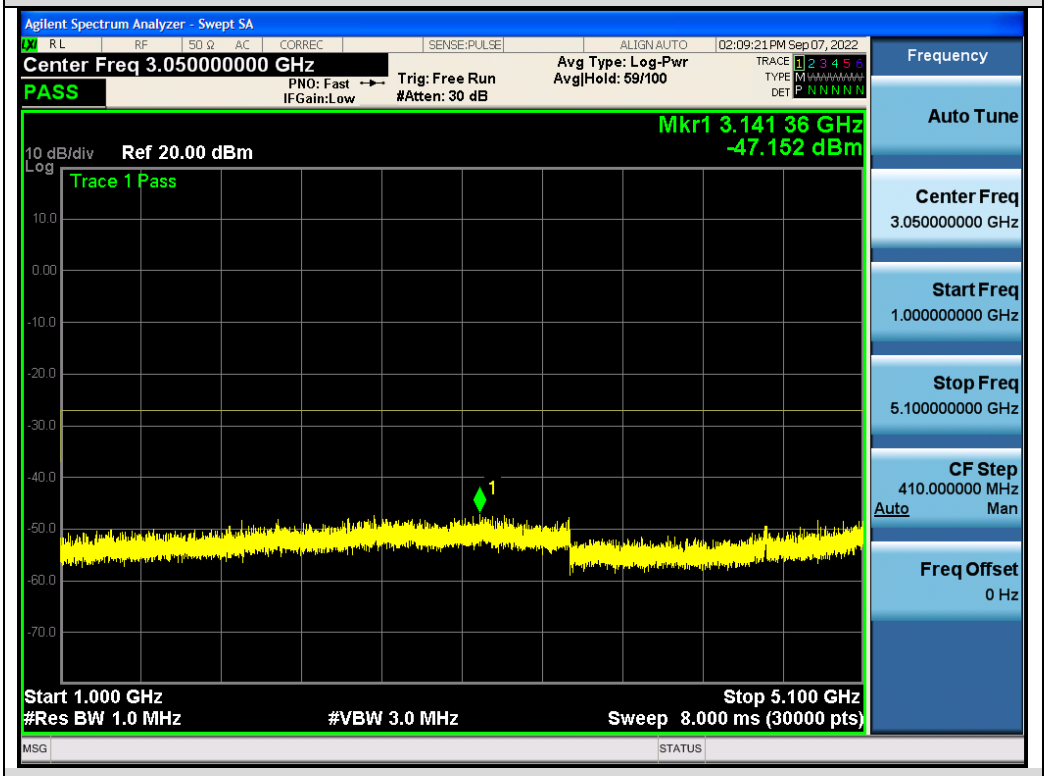

Test_Graph_802.11a_ANT1_5240_6Mbps_Frequency Band 2

Any report having not been signed by authorized approver, or having been altered without authorization, or having not been stamped by the "Dedicated Testing/Inspection Stamp" is deemed to be invalid. Copying or excerpting portion of, or altering the content of the report is not permitted without the written authorization of AGC. The test results presented in the report apply only to the tested sample. Any objections to report issued by AGC should be submitted to AGC within 15days after the issuance of the test report. Further enquiry of validity or verification of the test report should be addressed to AGC by agc01@agccert.com.

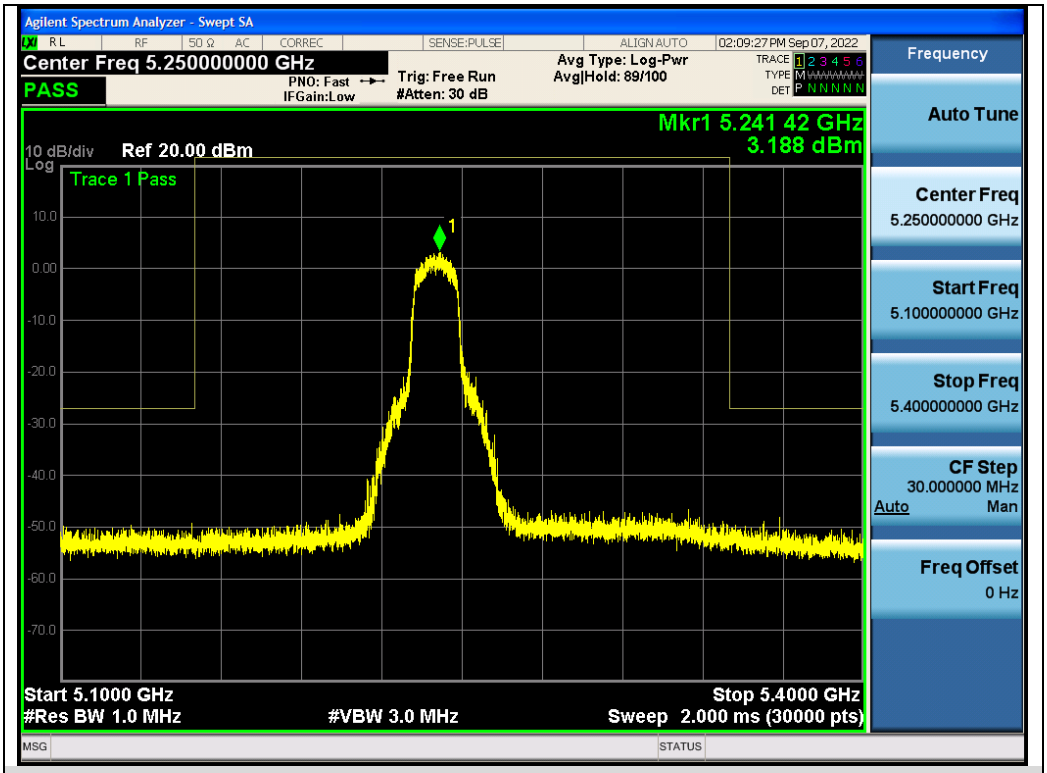

Test_Graph_802.11a_ANT1_5240_6Mbps_Frequency Band 3

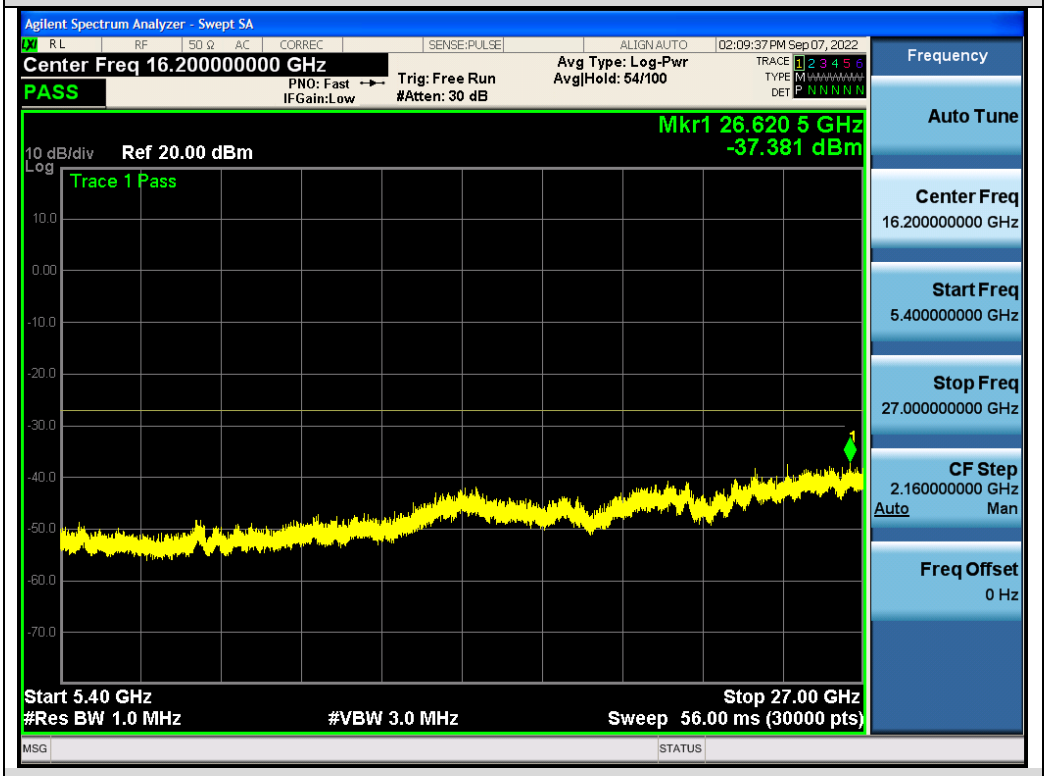

Test_Graph_802.11a_ANT1_5240_6Mbps_Frequency Band 4

Any report having not been signed by authorized approver, or having been altered without authorization, or having not been stamped by the "Dedicated Testing/Inspection Stamp" is deemed to be invalid. Copying or excerpting portion of, or altering the content of the report is not permitted without the written authorization of AGC. The test results presented in the report apply only to the tested sample. Any objections to report issued by AGC should be submitted to AGC within 15days after the issuance of the test report. Further enquiry of validity or verification of the test report should be addressed to AGC by agc01@agccert.com.

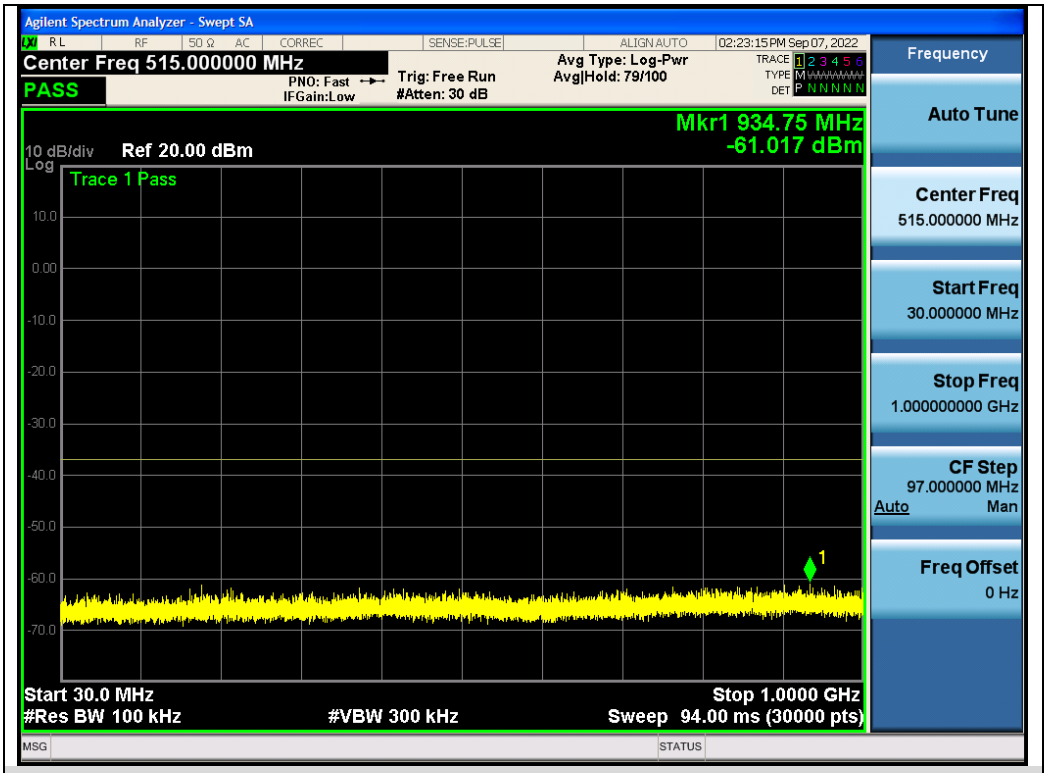

Test_Graph_802.11n40_ANT1_5190_MCS0_Frequency Band 1

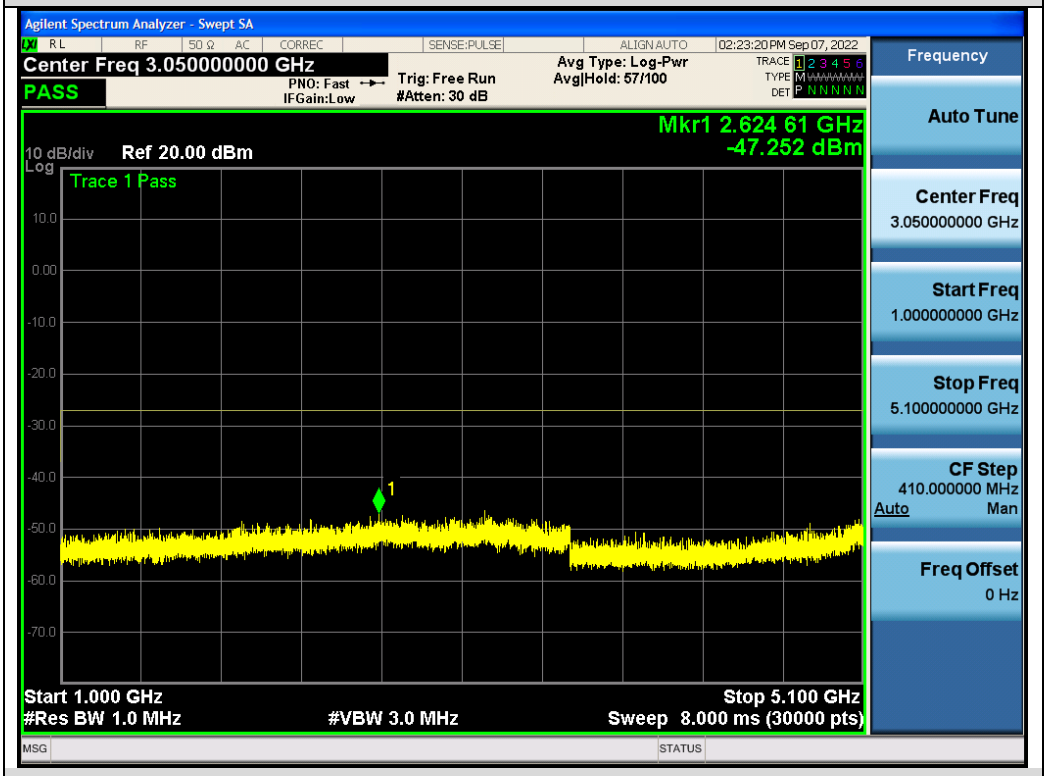

Test_Graph_802.11n40_ANT1_5190_MCS0_Frequency Band 2

Any report having not been signed by authorized approver, or having been altered without authorization, or having not been stamped by the "Dedicated Testing/Inspection Stamp" is deemed to be invalid. Copying or excerpting portion of, or altering the content of the report is not permitted without the written authorization of AGC. The test results presented in the report apply only to the tested sample. Any objections to report issued by AGC should be submitted to AGC within 15days after the issuance of the test report. Further enquiry of validity or verification of the test report should be addressed to AGC by agc01@agccert.com.

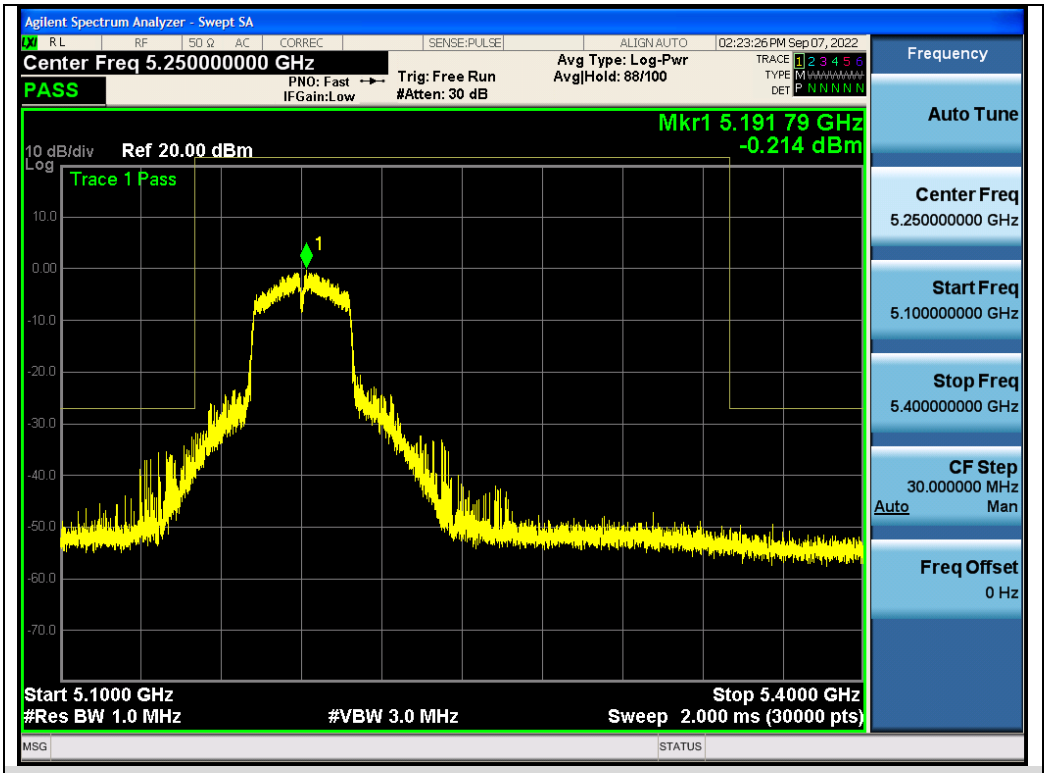

Test_Graph_802.11n40_ANT1_5190_MCS0_Frequency Band 3

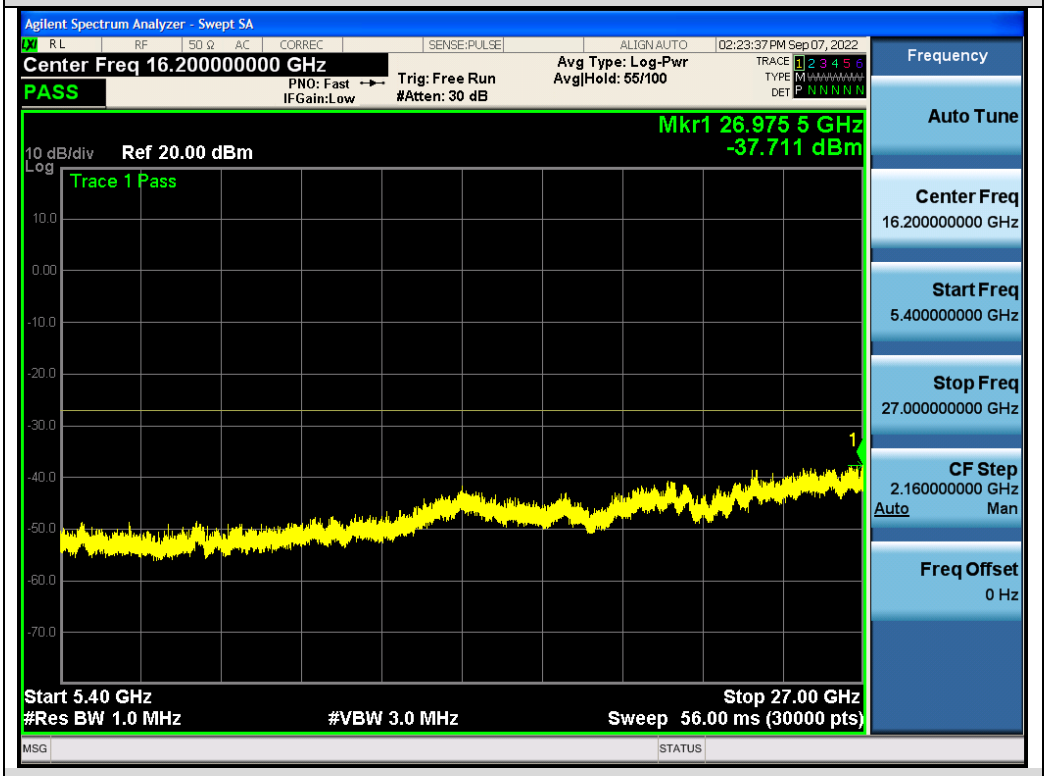

Test_Graph_802.11n40_ANT1_5190_MCS0_Frequency Band 4

Any report having not been signed by authorized approver, or having been altered without authorization, or having not been stamped by the "Dedicated Testing/Inspection Stamp" is deemed to be invalid. Copying or excerpting portion of, or altering the content of the report is not permitted without the written authorization of AGC. The test results presented in the report apply only to the tested sample. Any objections to report issued by AGC should be submitted to AGC within 15days after the issuance of the test report. Further enquiry of validity or verification of the test report should be addressed to AGC by agc01@agccert.com.

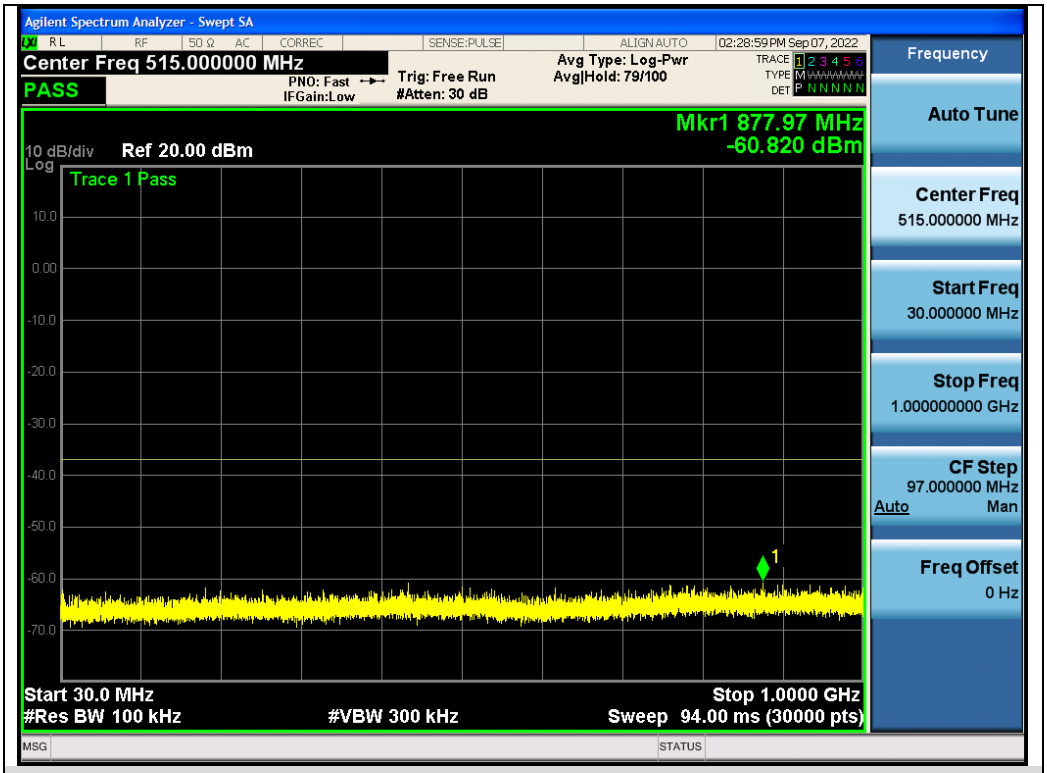

Test_Graph_802.11n40_ANT1_5230_MCS0_Frequency Band 1

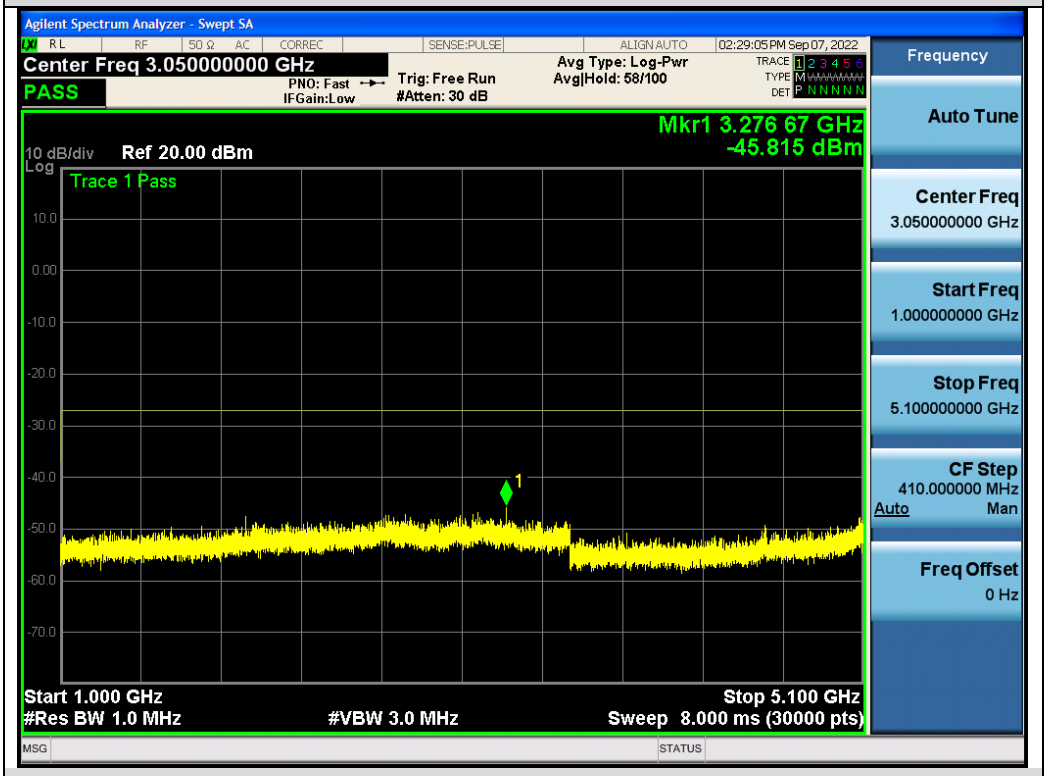

Test_Graph_802.11n40_ANT1_5230_MCS0_Frequency Band 2

Any report having not been signed by authorized approver, or having been altered without authorization, or having not been stamped by the "Dedicated Testing/Inspection Stamp" is deemed to be invalid. Copying or excerpting portion of, or altering the content of the report is not permitted without the written authorization of AGC. The test results presented in the report apply only to the tested sample. Any objections to report issued by AGC should be submitted to AGC within 15days after the issuance of the test report. Further enquiry of validity or verification of the test report should be addressed to AGC by agc01@agccert.com.

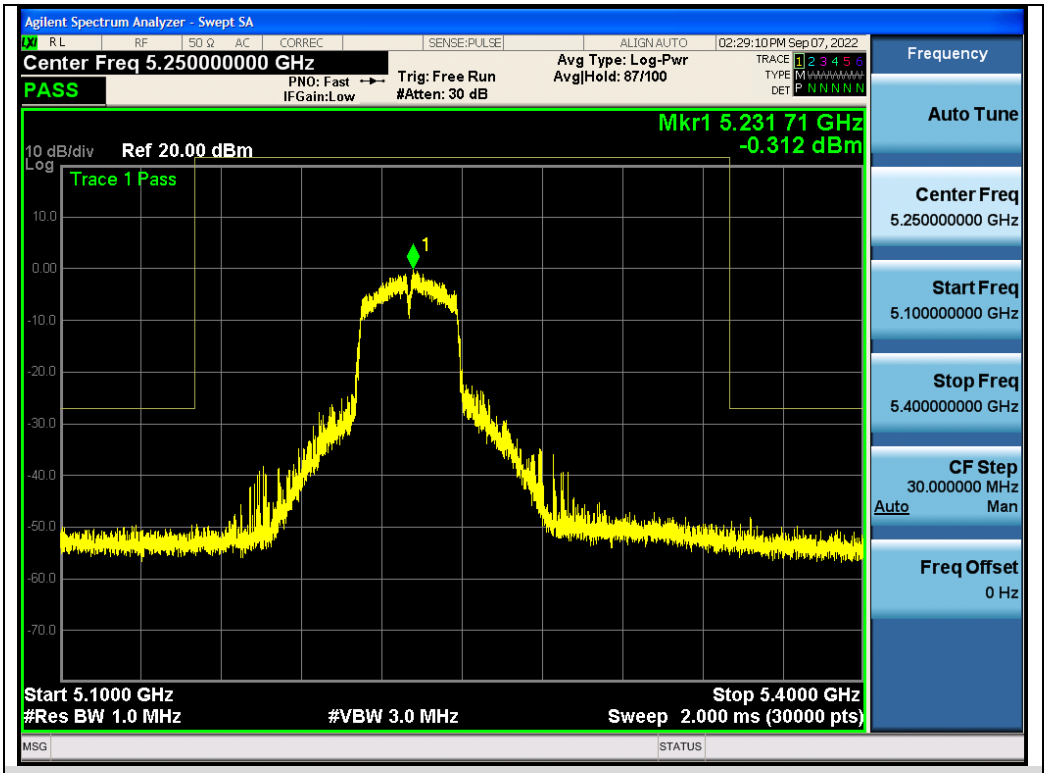

Test_Graph_802.11n40_ANT1_5230_MCS0_Frequency Band 3

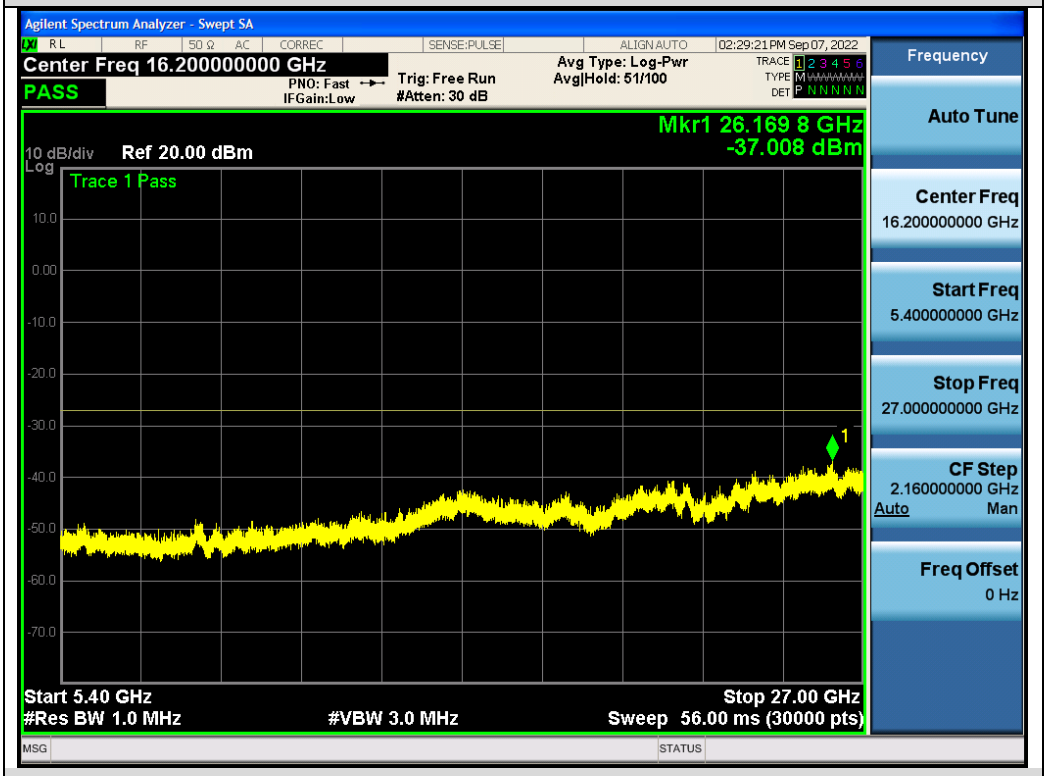

Test_Graph_802.11n40_ANT1_5230_MCS0_Frequency Band 4

Any report having not been signed by authorized approver, or having been altered without authorization, or having not been stamped by the "Dedicated Testing/Inspection Stamp" is deemed to be invalid. Copying or excerpting portion of, or altering the content of the report is not permitted without the written authorization of AGC. The test results presented in the report apply only to the tested sample. Any objections to report issued by AGC should be submitted to AGC within 15days after the issuance of the test report. Further enquiry of validity or verification of the test report should be addressed to AGC by agc01@agccert.com.

Test Graphs of Spurious Emissions outside of the 5.725-5.85 GHz band for transmitters operating in the 5.725-5.85 GHz band

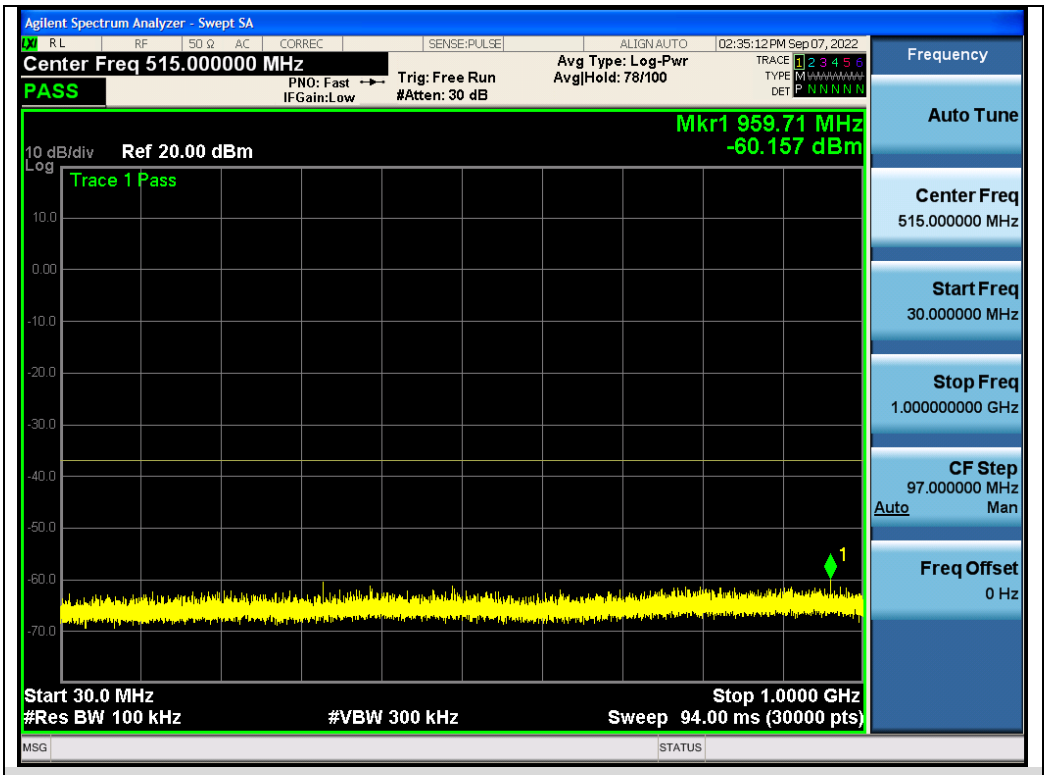

Test_Graph_802.11a_ANT1_5745_6Mbps_Frequency Band1

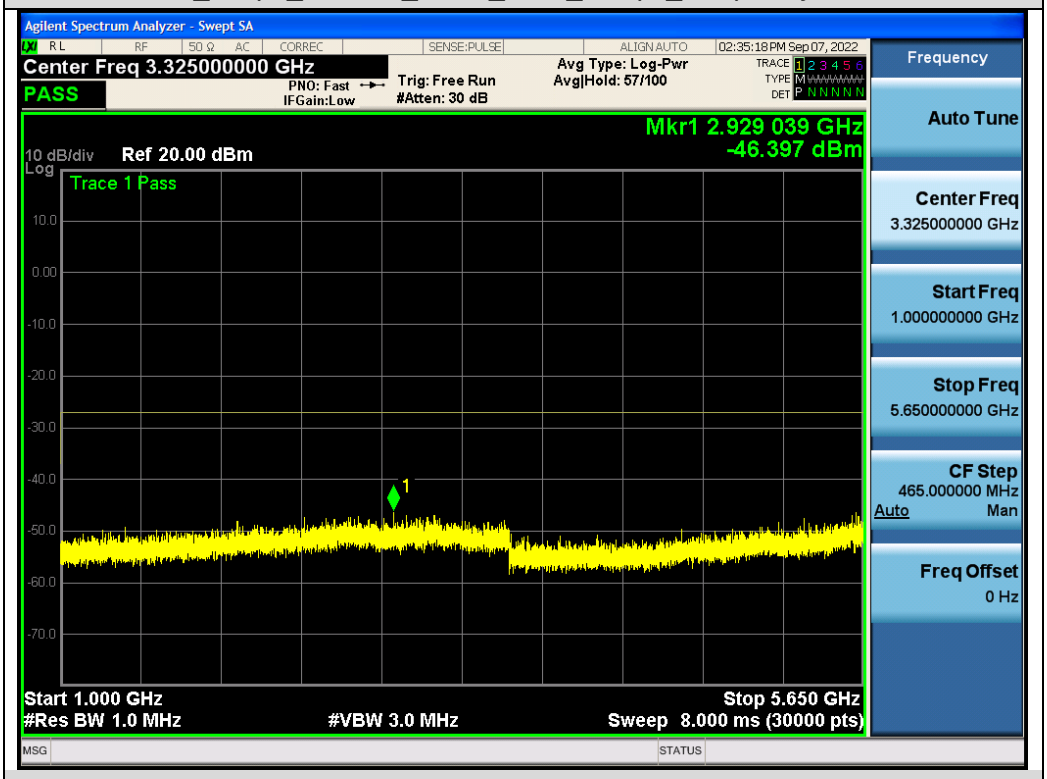

Test_Graph_802.11a_ANT1_5745_6Mbps_Frequency Band2

Any report having not been signed by authorized approver, or having been altered without authorization, or having not been stamped by the "Dedicated Testing/Inspection Stamp" is deemed to be invalid. Copying or excerpting portion of, or altering the content of the report is not permitted without the written authorization of AGC. The test results presented in the report apply only to the tested sample. Any objections to report issued by AGC should be submitted to AGC within 15days after the issuance of the test report. Further enquiry of validity or verification of the test report should be addressed to AGC by agc01@agccert.com.

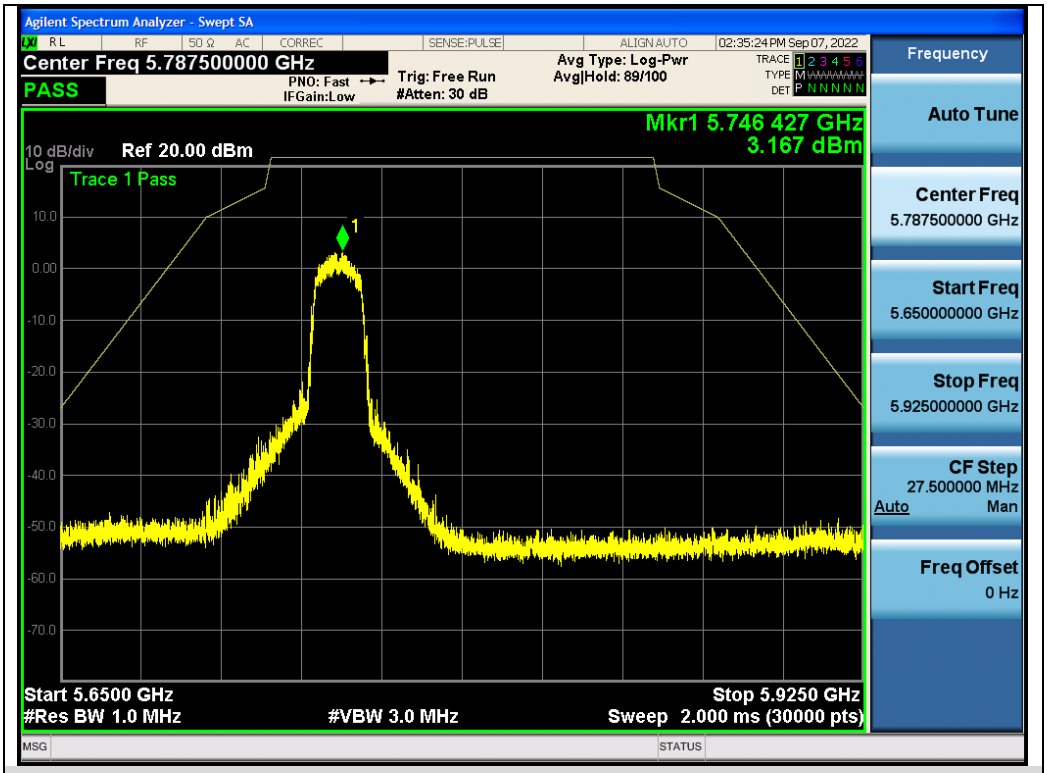

Test_Graph_802.11a_ANT1_5745_6Mbps_Frequency Band3

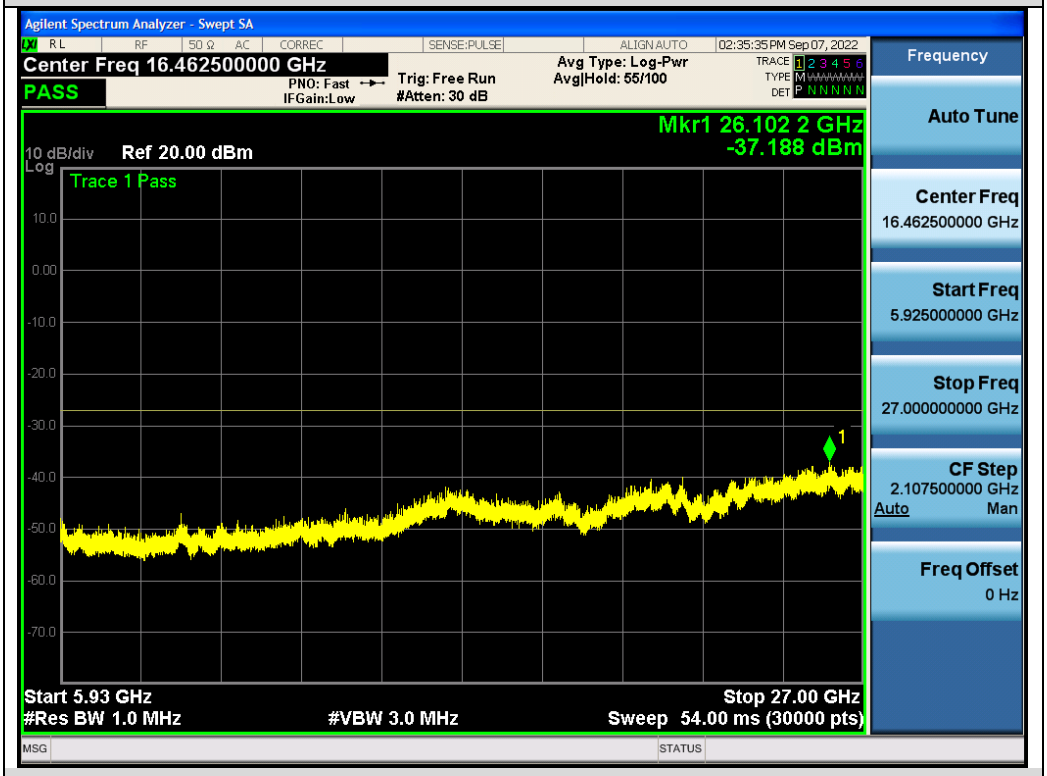

Test_Graph_802.11a_ANT1_5745_6Mbps_Frequency Band4

Any report having not been signed by authorized approver, or having been altered without authorization, or having not been stamped by the "Dedicated Testing/Inspection Stamp" is deemed to be invalid. Copying or excerpting portion of, or altering the content of the report is not permitted without the written authorization of AGC. The test results presented in the report apply only to the tested sample. Any objections to report issued by AGC should be submitted to AGC within 15days after the issuance of the test report. Further enquiry of validity or verification of the test report should be addressed to AGC by agc01@agccert.com.

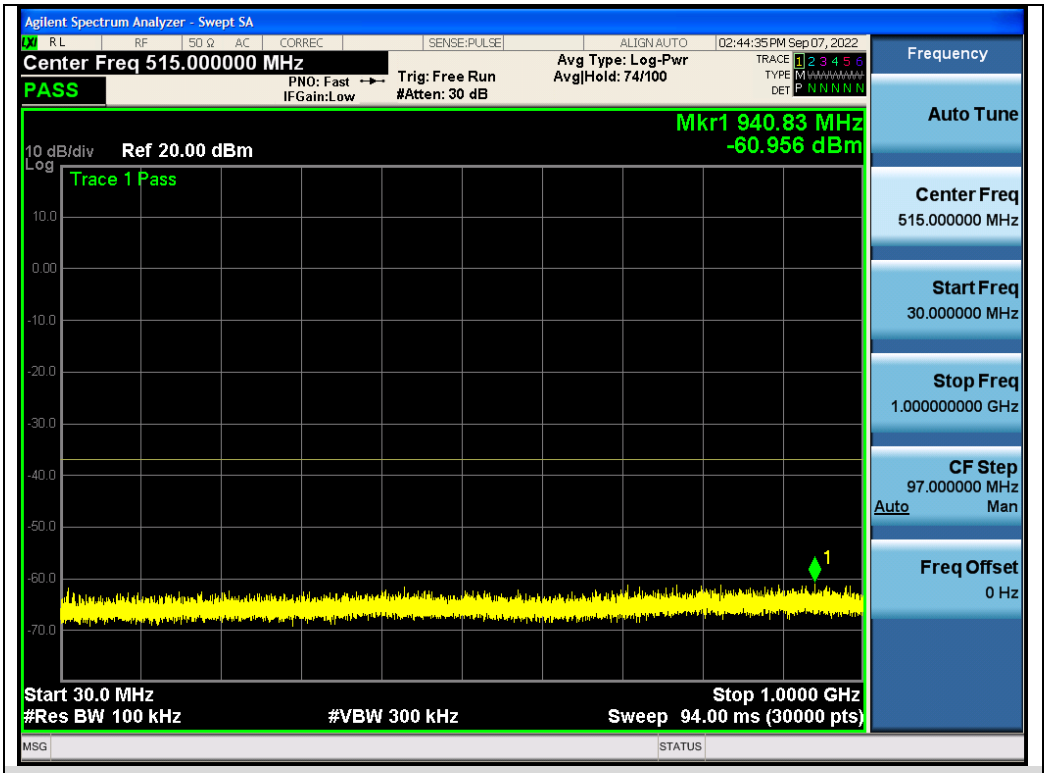

Test_Graph_802.11a_ANT1_5825_6Mbps_Frequency Band1

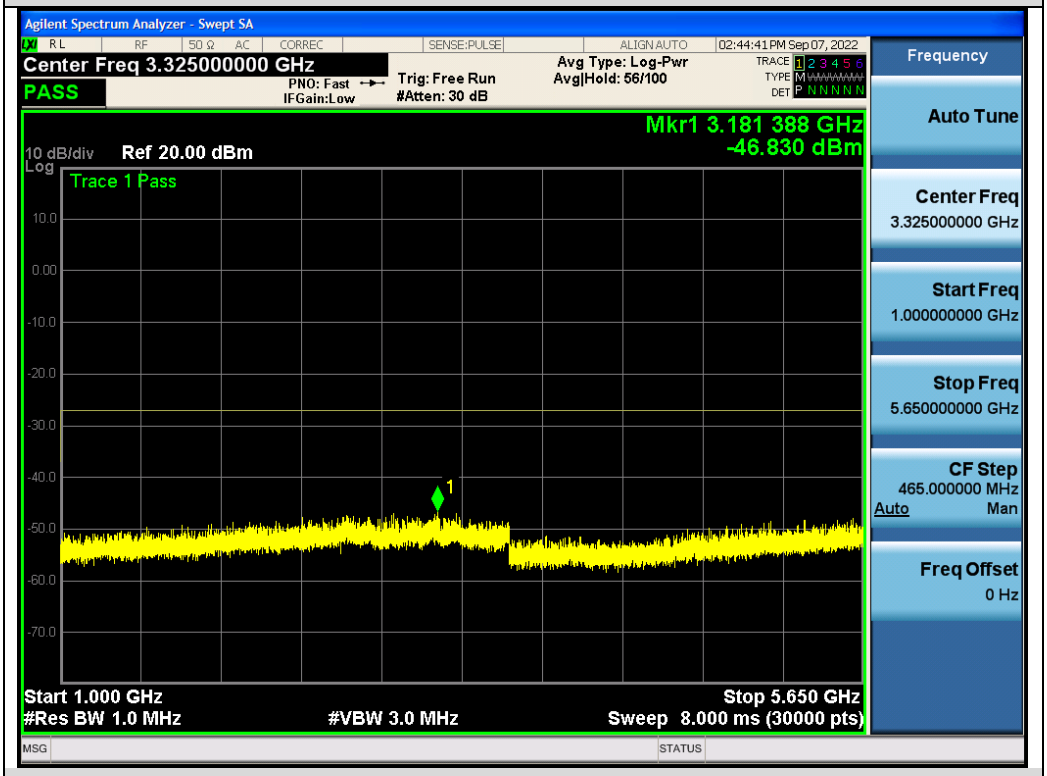

Test_Graph_802.11a_ANT1_5825_6Mbps_Frequency Band2

Any report having not been signed by authorized approver, or having been altered without authorization, or having not been stamped by the "Dedicated Testing/Inspection Stamp" is deemed to be invalid. Copying or excerpting portion of, or altering the content of the report is not permitted without the written authorization of AGC. The test results presented in the report apply only to the tested sample. Any objections to report issued by AGC should be submitted to AGC within 15days after the issuance of the test report. Further enquiry of validity or verification of the test report should be addressed to AGC by agc01@agccert.com.

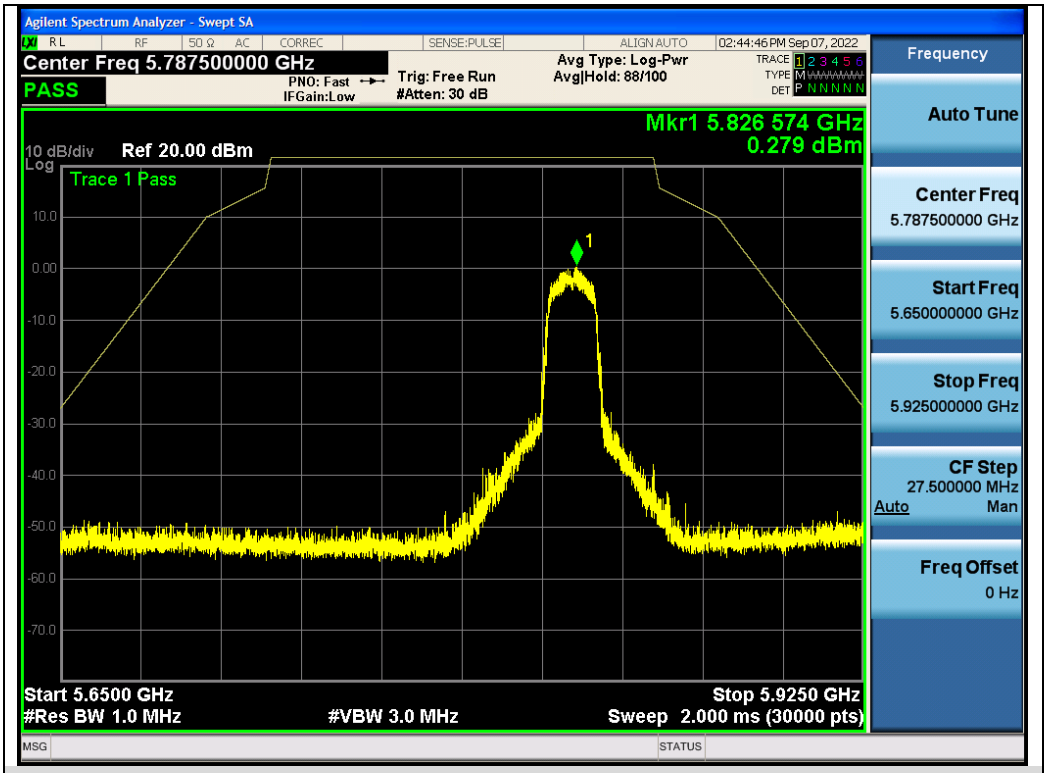

Test_Graph_802.11a_ANT1_5825_6Mbps_Frequency Band3

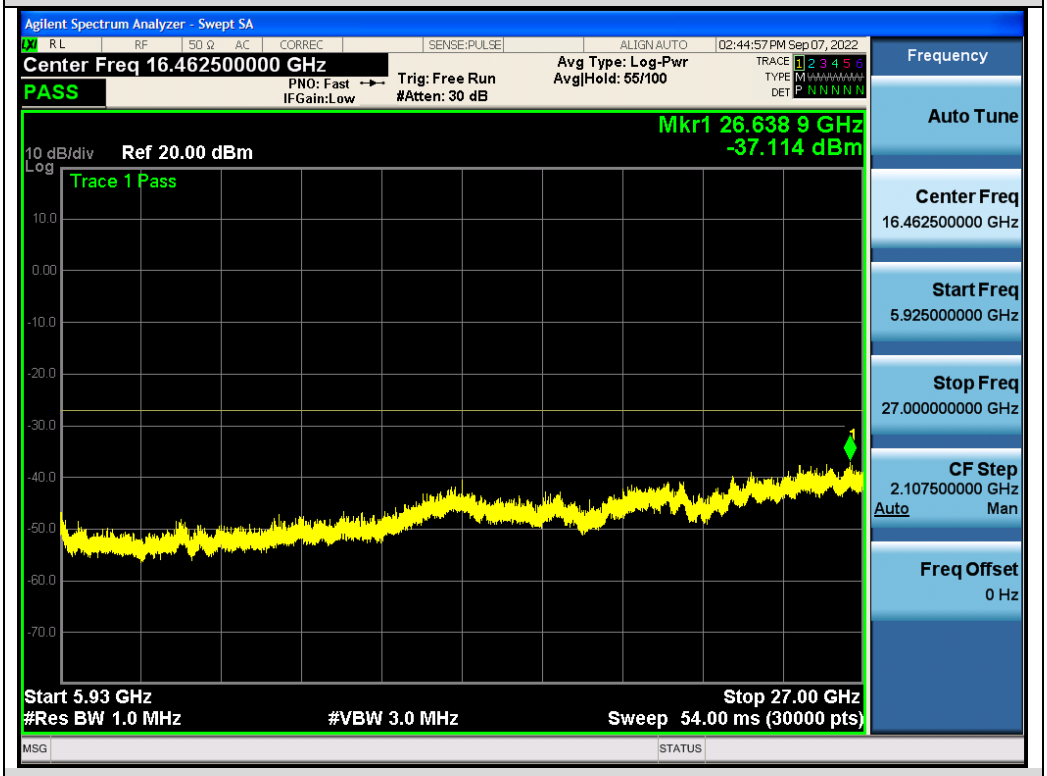

Test_Graph_802.11a_ANT1_5825_6Mbps_Frequency Band4

Any report having not been signed by authorized approver, or having been altered without authorization, or having not been stamped by the "Dedicated Testing/Inspection Stamp" is deemed to be invalid. Copying or excerpting portion of, or altering the content of the report is not permitted without the written authorization of AGC. The test results presented in the report apply only to the tested sample. Any objections to report issued by AGC should be submitted to AGC within 15days after the issuance of the test report. Further enquiry of validity or verification of the test report should be addressed to AGC by agc01@agccert.com.

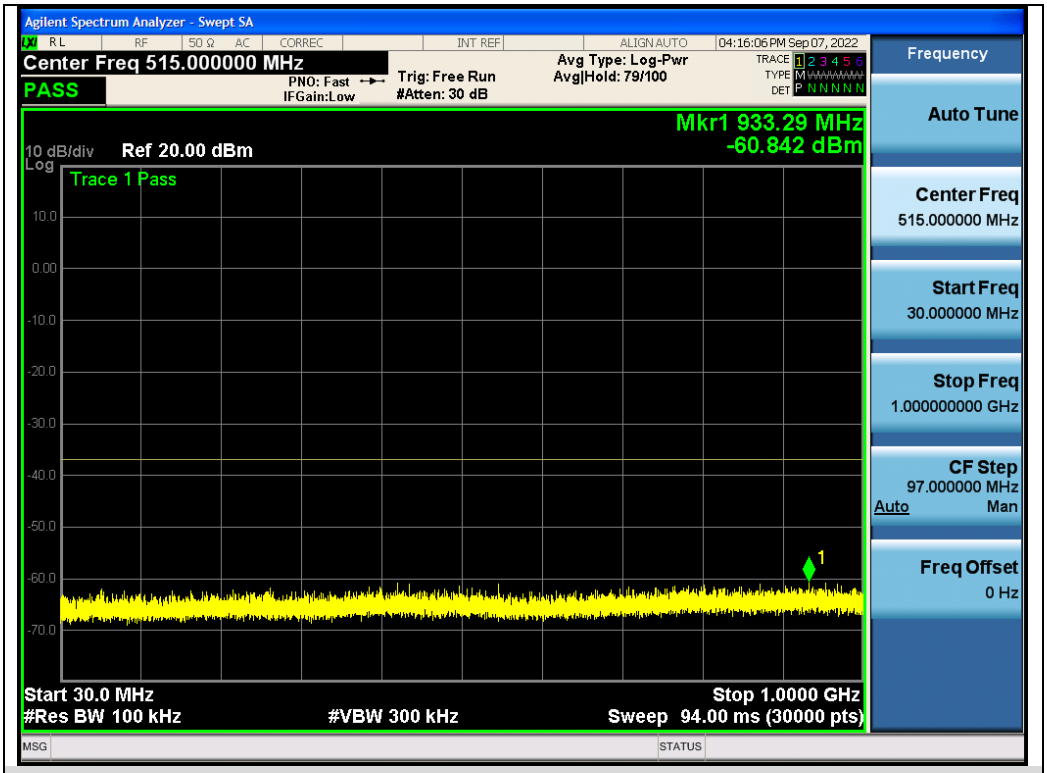

Test_Graph_802.11n40_ANT1_5755_MCS0_Frequency Band1

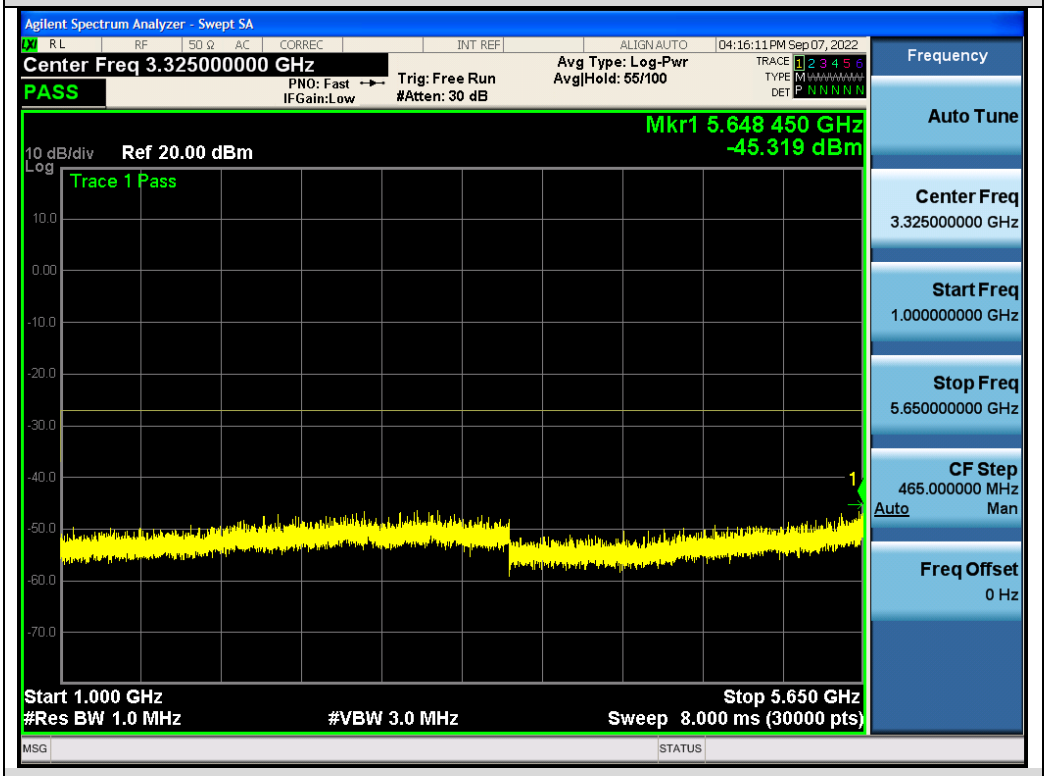

Test_Graph_802.11n40_ANT1_5755_MCS0_Frequency Band2

Any report having not been signed by authorized approver, or having been altered without authorization, or having not been stamped by the "Dedicated Testing/Inspection Stamp" is deemed to be invalid. Copying or excerpting portion of, or altering the content of the report is not permitted without the written authorization of AGC. The test results presented in the report apply only to the tested sample. Any objections to report issued by AGC should be submitted to AGC within 15days after the issuance of the test report. Further enquiry of validity or verification of the test report should be addressed to AGC by agc01@agccert.com.

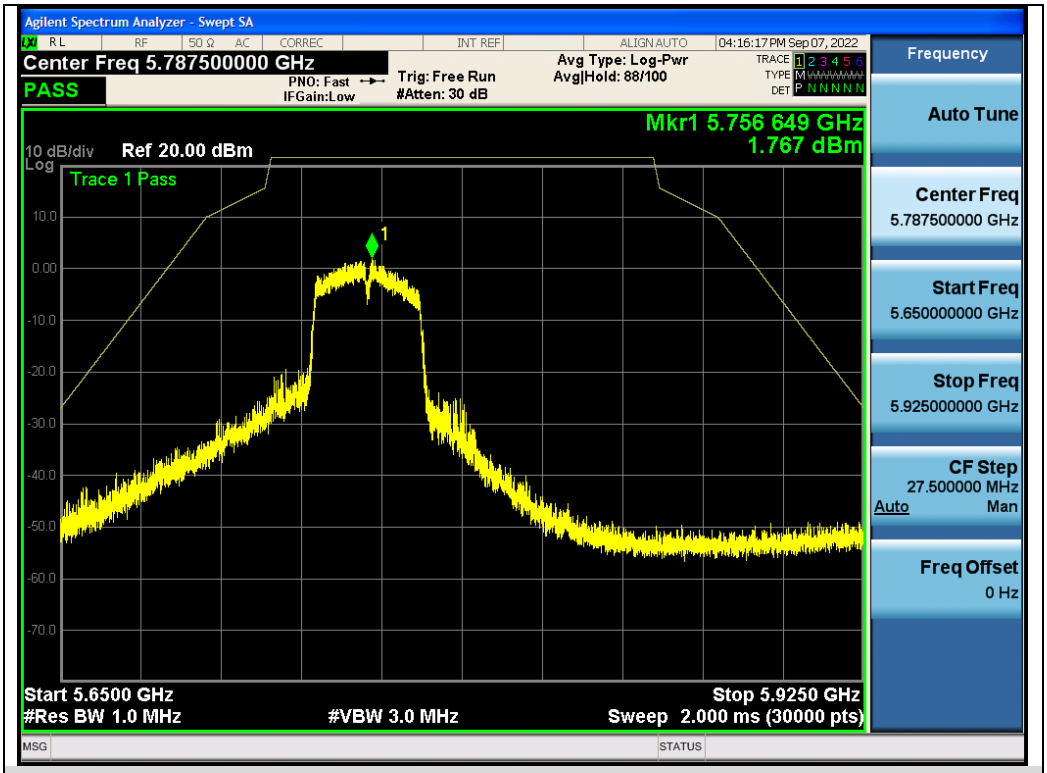

Test_Graph_802.11n40_ANT1_5755_MCS0_Frequency Band3

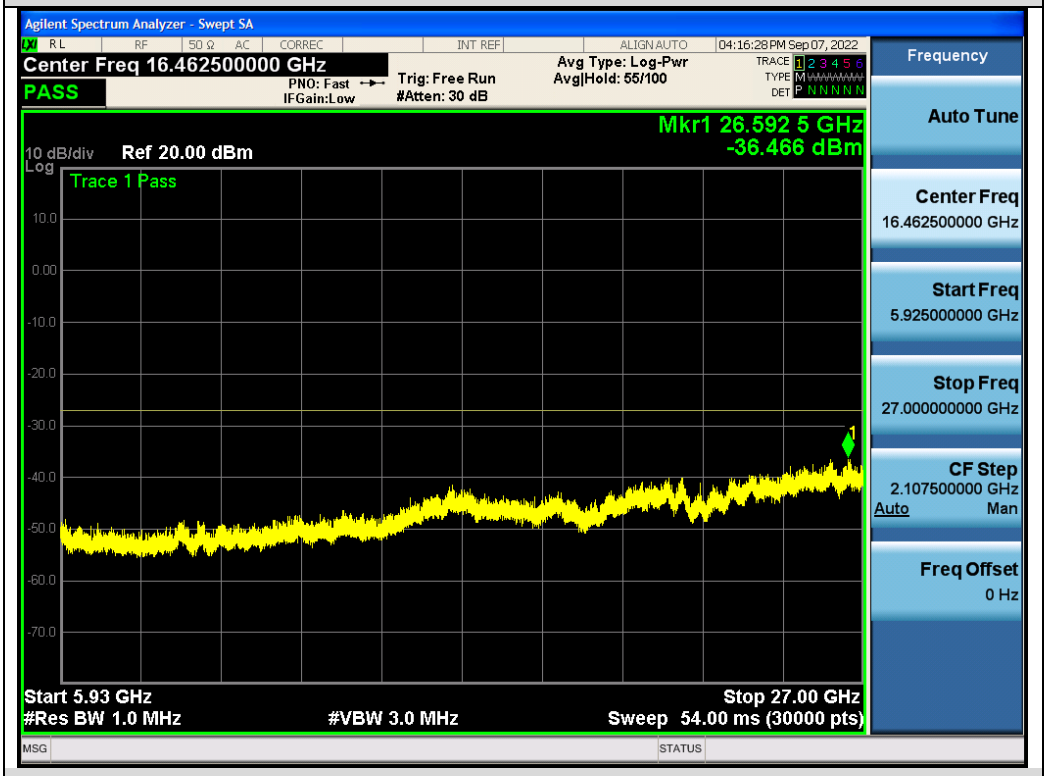

Test_Graph_802.11n40_ANT1_5755_MCS0_Frequency Band4

Any report having not been signed by authorized approver, or having been altered without authorization, or having not been stamped by the "Dedicated Testing/Inspection Stamp" is deemed to be invalid. Copying or excerpting portion of, or altering the content of the report is not permitted without the written authorization of AGC. The test results presented in the report apply only to the tested sample. Any objections to report issued by AGC should be submitted to AGC within 15days after the issuance of the test report. Further enquiry of validity or verification of the test report should be addressed to AGC by agc01@agccert.com.

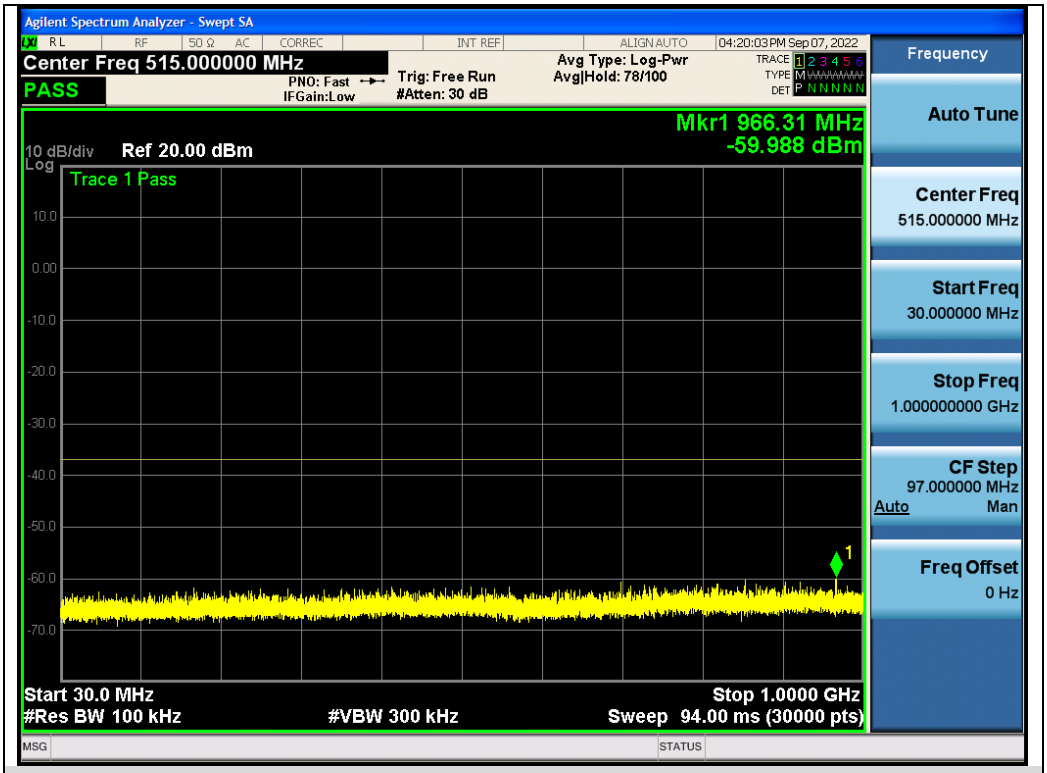

Test_Graph_802.11n40_ANT1_5795_MCS0_Frequency Band1

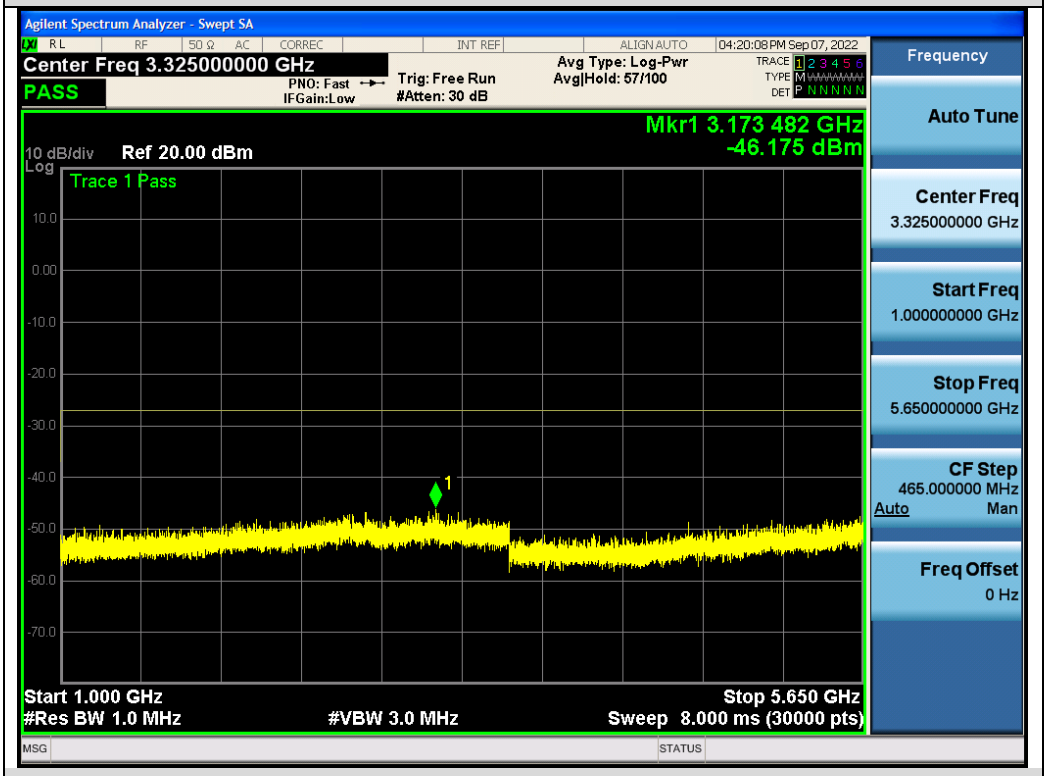

Test_Graph_802.11n40_ANT1_5795_MCS0_Frequency Band2

Any report having not been signed by authorized approver, or having been altered without authorization, or having not been stamped by the "Dedicated Testing/Inspection Stamp" is deemed to be invalid. Copying or excerpting portion of, or altering the content of the report is not permitted without the written authorization of AGC. The test results presented in the report apply only to the tested sample. Any objections to report issued by AGC should be submitted to AGC within 15days after the issuance of the test report. Further enquiry of validity or verification of the test report should be addressed to AGC by agc01@agccert.com.

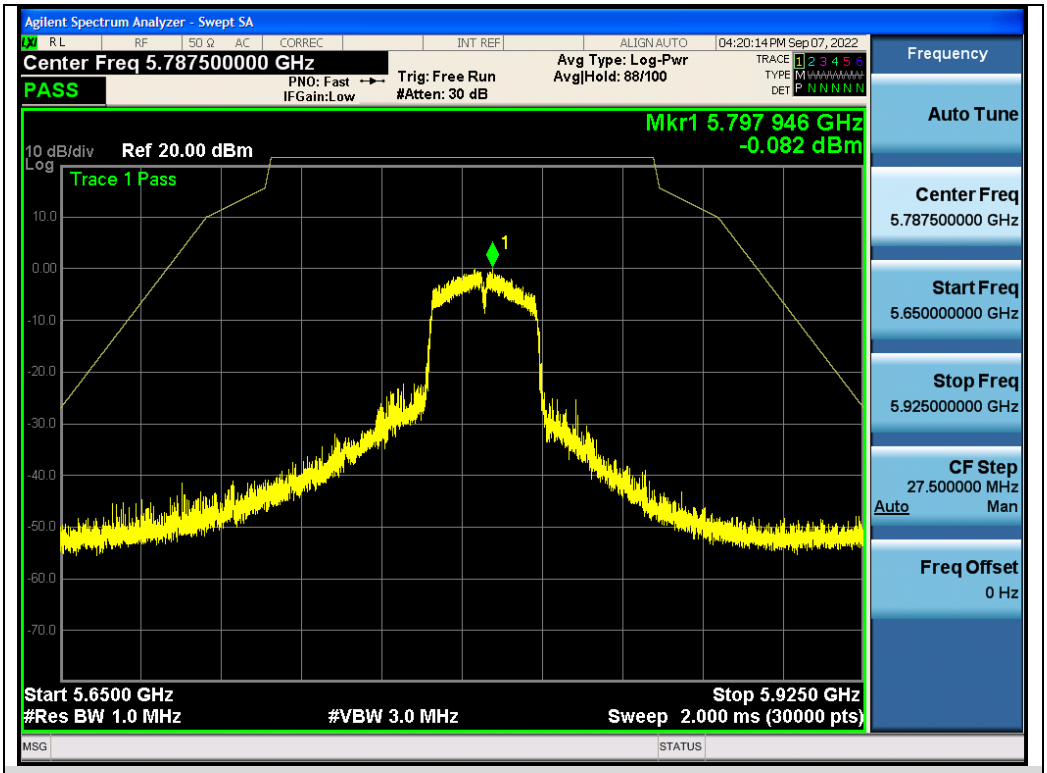

Test_Graph_802.11n40_ANT1_5795_MCS0_Frequency Band3

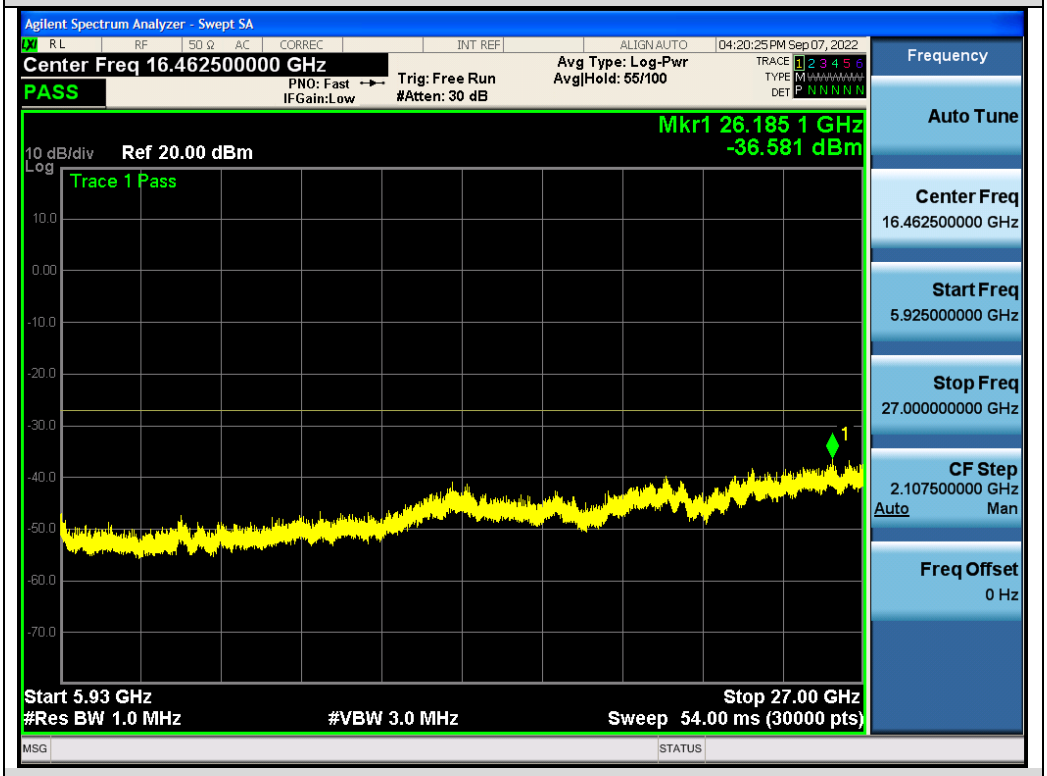

Test_Graph_802.11n40_ANT1_5795_MCS0_Frequency Band4

Any report having not been signed by authorized approver, or having been altered without authorization, or having not been stamped by the "Dedicated Testing/Inspection Stamp" is deemed to be invalid. Copying or excerpting portion of, or altering the content of the report is not permitted without the written authorization of AGC. The test results presented in the report apply only to the tested sample. Any objections to report issued by AGC should be submitted to AGC within 15days after the issuance of the test report. Further enquiry of validity or verification of the test report should be addressed to AGC by agc01@agccert.com.

11. RADIATED EMISSION

11.1. MEASUREMENT PROCEDURE

1. The EUT was placed on the top of the turntable 0.8 or 1.5 meter above ground. The phase center of the receiving antenna mounted on the top of a height-variable antenna tower was placed 3 meters far away from the turntable.
2. Power on the EUT and all the supporting units. The turntable was rotated by 360 degrees to determine the position of the highest radiation.
3. The height of the broadband receiving antenna was varied between one meter and four meters above ground to find the maximum emissions field strength of both horizontal and vertical polarization.
4. For each suspected emission, the antenna tower was scan (from 1 M to 4 M) and then the turntable was rotated (from 0 degree to 360 degrees) to find the maximum reading.
5. Set the test-receiver system to Peak or CISPR quasi-peak Detect Function with specified bandwidth under Maximum Hold Mode.
6. For emissions above 1GHz, use 1MHz RBW and 3M VBW for peak reading. Place the measurement antenna away from each area of the EUT determined to be a source of emissions at the specified measurement distance, while keeping the measurement antenna aimed at the source of emissions at each frequency of significant emissions, with polarization oriented for maximum response. The measurement antenna may have to be higher or lower than the EUT, depending on the radiation pattern of the emission and staying aimed at the emission source for receiving the maximum signal. The final measurement antenna elevation shall be that which maximizes the emissions. The measurement antenna elevation for maximum emissions shall be restricted to a range of heights of from 1 m to 4 m above the ground or reference ground plane.
7. When the radiated emissions limits are expressed in terms of the average value of the emissions, and pulsed operation is employed, the measurement field strength shall be determined by averaging over one complete pulse train, including blanking intervals, as long as the pulse train does not exceed 0.1 seconds. As an alternative (provided the transmitter operates for longer than 0.1 seconds) or in cases where the pulse train exceeds 0.1 seconds, the measured field strength shall be determined from the average absolute voltage during a 0.1 second interval during which the field strength is at its maximum values.
8. If the emissions level of the EUT in peak mode was 3 dB lower than the average limit specified, then testing will be stopped and peak values of EUT will be reported, otherwise, the emissions which do not have 3 dB margin will be repeated one by one using the quasi-peak method for below 1GHz.
9. For testing above 1GHz, the emissions level of the EUT in peak mode was lower than average limit (that means the emissions level in peak mode also complies with the limit in average mode), then testing will be stopped and peak values of EUT will be reported, otherwise, the emissions will be measured in average mode again and reported.
10. In case the emission is lower than 30MHz, loop antenna has to be used for measurement and the recorded data should be QP measured by receiver. High - Low scan is not required in this case.

Any report having not been signed by authorized approver, or having been altered without authorization, or having not been stamped by the "Dedicated Testing/Inspection Stamp" is deemed to be invalid. Copying or excerpting portion of, or altering the content of the report is not permitted without the written authorization of AGC. The test results presented in the report apply only to the tested sample. Any objections to report issued by AGC should be submitted to AGC within 15days after the issuance of the test report. Further enquiry of validity or verification of the test report should be addressed to AGC by agc01@agccert.com.

11.2. TEST SETUP

Radiated Emission Test-Setup Frequency Below 30MHz

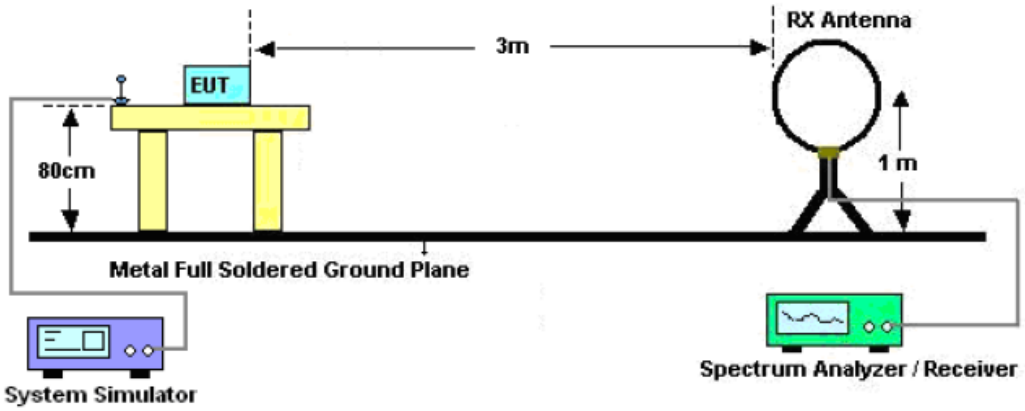

RADIATED EMISSION TEST SETUP 30MHz-1000MHz

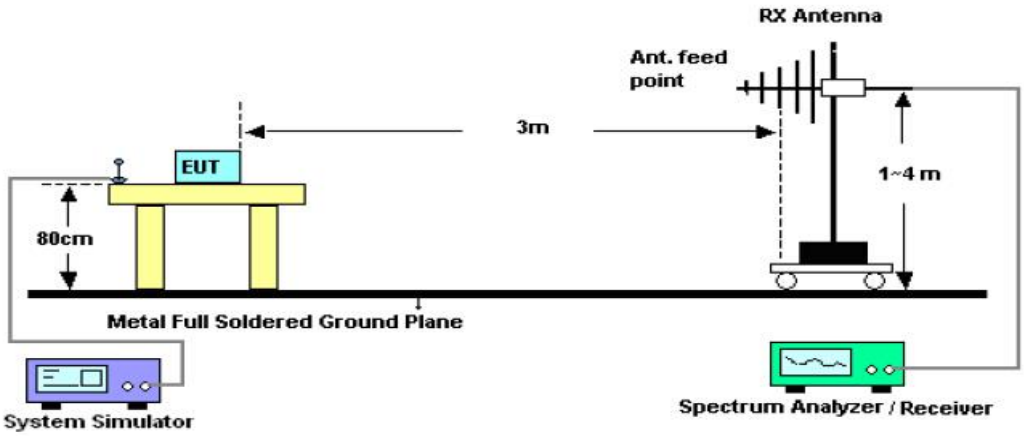

RADIATED EMISSION TEST SETUP ABOVE 1000MHz

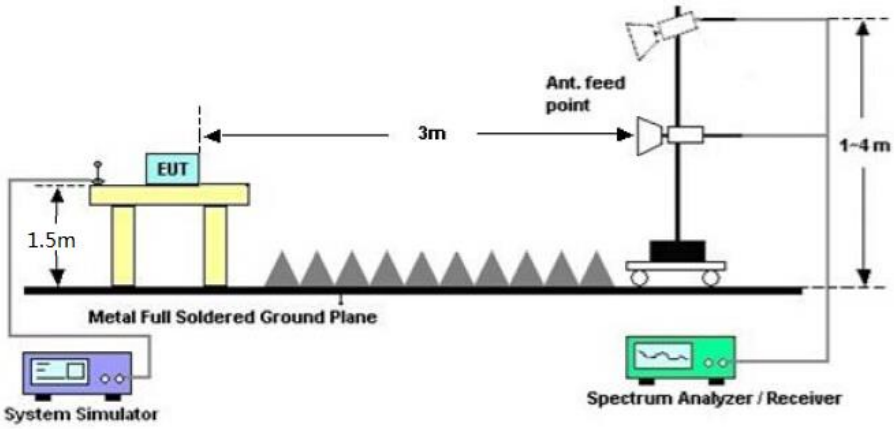

Any report having not been signed by authorized approver, or having been altered without authorization, or having not been stamped by the "Dedicated Testing/Inspection Stamp" is deemed to be invalid. Copying or excerpting portion of, or altering the content of the report is not permitted without the written authorization of AGC. The test results presented in the report apply only to the tested sample. Any objections to report issued by AGC should be submitted to AGC within 15days after the issuance of the test report. Further enquiry of validity or verification of the test report should be addressed to AGC by agc01@agccert.com.

11.3. LIMITS AND MEASUREMENT RESULT

15.209(a) Limit in the below table has to be followed

Frequencies (MHz)	Field Strength (microvolts/meter)	Measurement Distance (meters)
0.009~0.490	2400/F(kHz)	300
0.490~1.705	24000/F(kHz)	30
1.705~30.0	30	30
30~88	100	3
88~216	150	3
216~960	200	3
Above 960	500	3

Note: All modes were tested for restricted band radiated emission,
the test records reported below are the worst result compared to other modes.

11.4. TEST RESULT

Radiated emission below 30MHz

The amplitude of spurious emissions from 9kHz to 30MHz which are attenuated more than 20 dB below the permissible value need not be reported.

Any report having not been signed by authorized approver, or having been altered without authorization, or having not been stamped by the "Dedicated Testing/Inspection Stamp" is deemed to be invalid. Copying or excerpting portion of, or altering the content of the report is not permitted without the written authorization of AGC. The test results presented in the report apply only to the tested sample. Any objections to report issued by AGC should be submitted to AGC within 15days after the issuance of the test report. Further enquiry of validity or verification of the test report should be addressed to AGC by agc01@agccert.com.

Radiated emission from 30MHz to 1000MHz

EUT	Unmanned aerial vehicle	**Model Name**	A3
Temperature	25°C	**Relative Humidity**	60%
Pressure	960hPa	**Test Voltage**	Normal Voltage
Test Mode	802.11a20 5180MHz	**Antenna**	Horizontal

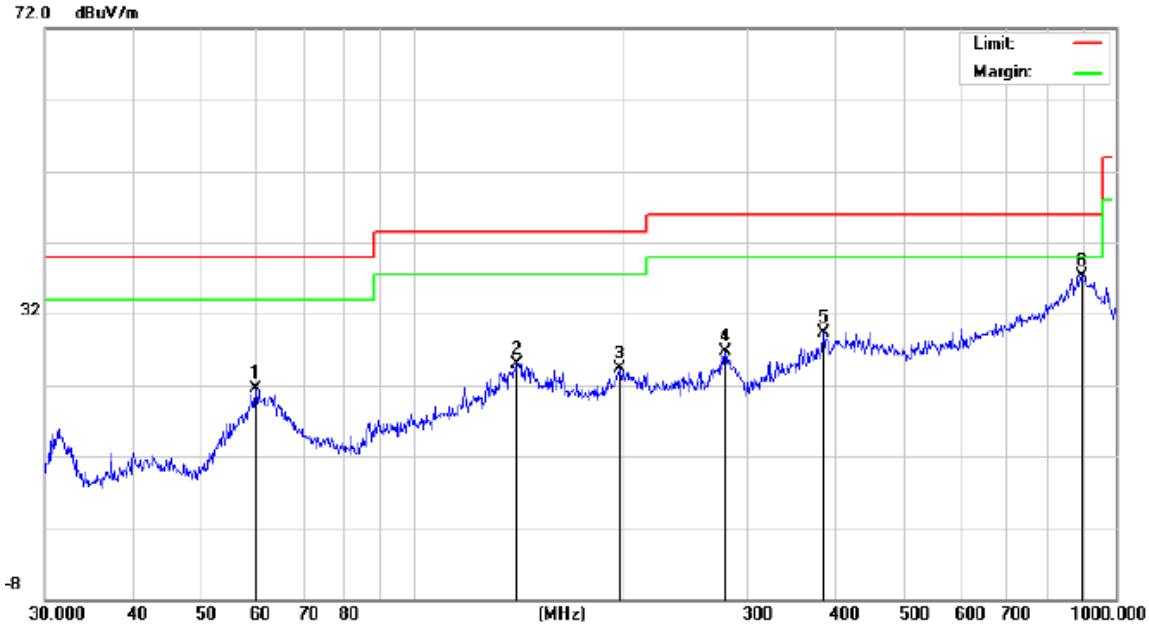

No.	Mk.	Freq.	Reading Level	Correct Factor	Measure-ment	Limit	Over	
		MHz	dBuV	dB	dBuV/m	dBuV/m	dB	Detector
1		59.8588	5.19	16.33	21.52	40.00	-18.48	peak
2		140.8351	5.42	19.58	25.00	43.50	-18.50	peak
3		196.5098	4.68	19.53	24.21	43.50	-19.29	peak
4		278.0668	5.02	21.59	26.61	46.00	-19.39	peak
5		383.9318	6.66	22.68	29.34	46.00	-16.66	peak
6	*	893.8567	5.74	31.60	37.34	46.00	-8.66	peak

RESULT: PASS

Any report having not been signed by authorized approver, or having been altered without authorization, or having not been stamped by the "Dedicated Testing/Inspection Stamp" is deemed to be invalid. Copying or excerpting portion of, or altering the content of the report is not permitted without the written authorization of AGC. The test results presented in the report apply only to the tested sample. Any objections to report issued by AGC should be submitted to AGC within 15days after the issuance of the test report. Further enquiry of validity or verification of the test report should be addressed to AGC by agc01@agccert.com.

EUT	Unmanned aerial vehicle	Model Name	A3
Temperature	25°C	Relative Humidity	60%
Pressure	960hPa	Test Voltage	Normal Voltage
Test Mode	802.11a20 5180MHz	Antenna	Vertical

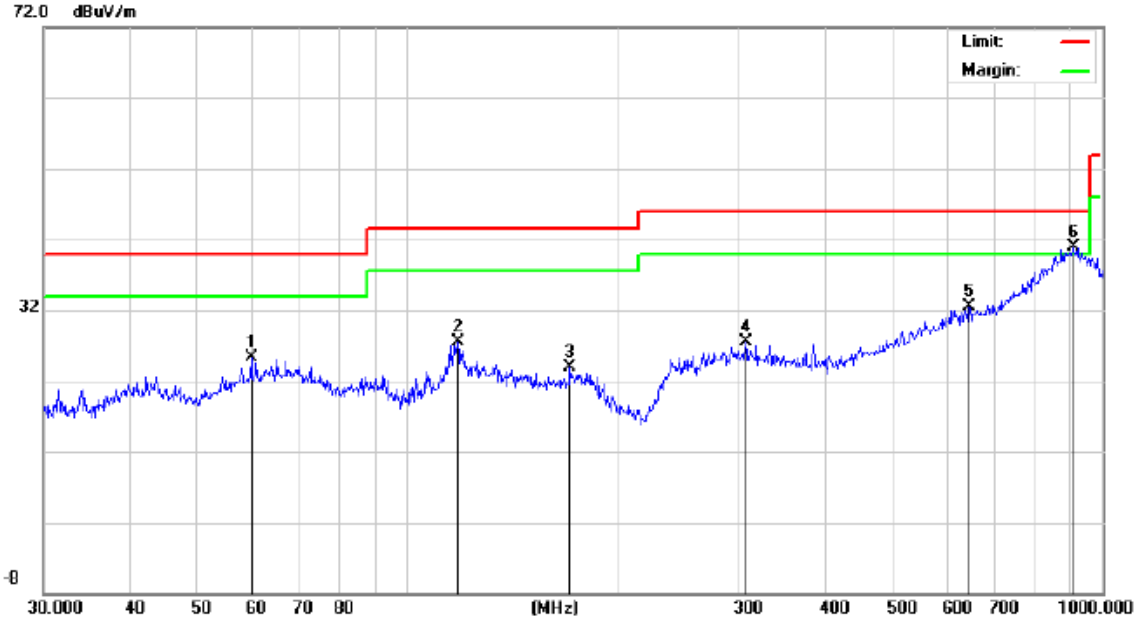

No.	Mk.	Freq.	Reading Level	Correct Factor	Measure-ment	Limit	Over	
		MHz	dBuV	dB	dBuV/m	dBuV/m	dB	Detector
1		59.6493	7.64	17.75	25.39	40.00	-14.61	peak
2		118.1862	8.96	18.52	27.48	43.50	-16.02	peak
3		171.3926	6.19	17.73	23.92	43.50	-19.58	peak
4		306.7537	7.12	20.37	27.49	46.00	-18.51	peak
5		642.8613	7.00	25.46	32.46	46.00	-13.54	peak
6	*	906.4824	6.40	34.44	40.84	46.00	-5.16	peak

RESULT: PASS

Note: All test channels had been tested. The 802.11a20 at 5180MHz is the worst case and recorded in the test report.

Factor = Antenna Factor + Cable loss - Amplifier gain, Margin= Limit-Level.

The "Factor" value can be calculated automatically by software of measurement system.

Any report having not been signed by authorized approver, or having been altered without authorization, or having not been stamped by the "Dedicated Testing/Inspection Stamp" is deemed to be invalid. Copying or excerpting portion of, or altering the content of the report is not permitted without the written authorization of AGC. The test results presented in the report apply only to the tested sample. Any objections to report issued by AGC should be submitted to AGC within 15days after the issuance of the test report. Further enquiry of validity or verification of the test report should be addressed to AGC by agc01@agccert.com.

Radiated emission above 1GHz

EUT	Unmanned aerial vehicle	**Model Name**	A3
Temperature	25°C	**Relative Humidity**	60%
Pressure	960hPa	**Test Voltage**	Normal Voltage
Test Mode	802.11a20 5180MHz	**Antenna**	Horizontal/Vertical

RADIATED EMISSION ABOVE 1GHZ–Horizontal

Frequency (MHz)	Meter Reading (dBμV)	Factor (dB)	Emission Level (dBμV/m)	Limits (dBμV/m)	Margin (dB)	Value Type
10360.042	46.36	9.14	55.50	68.20	-12.70	peak
15540.063	40.82	10.22	51.04	74.00	-22.96	peak
15540.063	31.62	10.22	41.84	54.00	-12.16	AVG
Remark:						
Factor = Antenna Factor + Cable Loss – Pre-amplifier.						

RADIATED EMISSION ABOVE 1GHZ–Vertical

Frequency (MHz)	Meter Reading (dBμV)	Factor (dB)	Emission Level (dBμV/m)	Limits (dBμV/m)	Margin (dB)	Value Type
10360.042	46.82	9.14	55.96	68.20	-12.24	peak
15540.063	41.13	10.22	51.35	74.00	-22.65	peak
15540.063	31.61	10.22	41.83	54.00	-12.17	AVG
Remark:						
Factor = Antenna Factor + Cable Loss – Pre-amplifier.						

Any report having not been signed by authorized approver, or having been altered without authorization, or having not been stamped by the "Dedicated Testing/Inspection Stamp" is deemed to be invalid. Copying or excerpting portion of, or altering the content of the report is not permitted without the written authorization of AGC. The test results presented in the report apply only to the tested sample. Any objections to report issued by AGC should be submitted to AGC within 15days after the issuance of the test report. Further enquiry of validity or verification of the test report should be addressed to AGC by agc01@agccert.com.

EUT	Unmanned aerial vehicle	**Model Name**	A3
Temperature	25°C	**Relative Humidity**	60%
Pressure	960hPa	**Test Voltage**	Normal Voltage
Test Mode	802.11a20 5200MHz	**Antenna**	Horizontal/Vertical

RADIATED EMISSION ABOVE 1GHZ–Horizontal

Frequency (MHz)	Meter Reading (dBμV)	Factor (dB)	Emission Level (dBμV/m)	Limits (dBμV/m)	Margin (dB)	Value Type
10400.042	47.35	9.14	56.49	68.20	-11.71	peak
15600.063	42.22	10.22	52.44	74.00	-21.56	peak
15600.063	33.38	10.22	43.60	54.00	-10.40	AVG
Remark:						
Factor = Antenna Factor + Cable Loss – Pre-amplifier.						

RADIATED EMISSION ABOVE 1GHZ–Vertical

Frequency (MHz)	Meter Reading (dBμV)	Factor (dB)	Emission Level (dBμV/m)	Limits (dBμV/m)	Margin (dB)	Value Type
10400.042	46.62	9.14	55.76	68.20	-12.44	peak
15600.063	40.72	10.22	50.94	74.00	-23.06	peak
15600.063	31.47	10.22	41.69	54.00	-12.31	AVG
Remark:						
Factor = Antenna Factor + Cable Loss – Pre-amplifier.						

Any report having not been signed by authorized approver, or having been altered without authorization, or having not been stamped by the "Dedicated Testing/Inspection Stamp" is deemed to be invalid. Copying or excerpting portion of, or altering the content of the report is not permitted without the written authorization of AGC. The test results presented in the report apply only to the tested sample. Any objections to report issued by AGC should be submitted to AGC within 15days after the issuance of the test report. Further enquiry of validity or verification of the test report should be addressed to AGC by agc01@agccert.com.

EUT	Unmanned aerial vehicle	**Model Name**	A3
Temperature	25°C	**Relative Humidity**	60%
Pressure	960hPa	**Test Voltage**	Normal Voltage
Test Mode	802.11a20 5240MHz	**Antenna**	Horizontal/Vertical

RADIATED EMISSION ABOVE 1GHZ–Horizontal

Frequency (MHz)	Meter Reading (dBμV)	Factor (dB)	Emission Level (dBμV/m)	Limits (dBμV/m)	Margin (dB)	Value Type
10480.042	48.37	9.27	57.64	68.20	-10.56	peak
15720.063	42.42	10.38	52.80	74.00	-21.20	peak
15720.063	32.19	10.38	42.57	54.00	-11.43	AVG
Remark:						
Factor = Antenna Factor + Cable Loss – Pre-amplifier.						

RADIATED EMISSION ABOVE 1GHZ–Vertical

Frequency (MHz)	Meter Reading (dBμV)	Factor (dB)	Emission Level (dBμV/m)	Limits (dBμV/m)	Margin (dB)	Value Type
10480.042	46.87	9.27	56.14	68.20	-12.06	peak
15720.063	42.34	10.38	52.72	74.00	-21.28	peak
15720.063	31.81	10.38	42.19	54.00	-11.81	AVG
Remark:						
Factor = Antenna Factor + Cable Loss – Pre-amplifier.						

Any report having not been signed by authorized approver, or having been altered without authorization, or having not been stamped by the "Dedicated Testing/Inspection Stamp" is deemed to be invalid. Copying or excerpting portion of, or altering the content of the report is not permitted without the written authorization of AGC. The test results presented in the report apply only to the tested sample. Any objections to report issued by AGC should be submitted to AGC within 15days after the issuance of the test report. Further enquiry of validity or verification of the test report should be addressed to AGC by agc01@agccert.com.

EUT	Unmanned aerial vehicle	**Model Name**	A3
Temperature	25°C	**Relative Humidity**	60%
Pressure	960hPa	**Test Voltage**	Normal Voltage
Test Mode	802.11a20 5745MHz	**Antenna**	Horizontal/Vertical

RADIATED EMISSION ABOVE 1GHZ–Horizontal

Frequency (MHz)	Meter Reading (dBμV)	Factor (dB)	Emission Level (dBμV/m)	Limits (dBμV/m)	Margin (dB)	Value Type
11490.042	46.26	9.42	55.68	74.00	-18.32	peak
11490.042	37.35	9.42	46.77	54.00	-7.23	AVG
17235.063	40.41	10.51	50.92	68.20	-17.28	peak
Remark:						
Factor = Antenna Factor + Cable Loss – Pre-amplifier.						

RADIATED EMISSION ABOVE 1GHZ–Vertical

Frequency (MHz)	Meter Reading (dBμV)	Factor (dB)	Emission Level (dBμV/m)	Limits (dBμV/m)	Margin (dB)	Value Type
11490.042	45.35	9.42	54.77	74.00	-19.23	peak
11490.042	36.61	9.42	46.03	54.00	-7.97	AVG
17235.063	40.73	10.51	51.24	68.20	-16.96	peak
Remark:						
Factor = Antenna Factor + Cable Loss – Pre-amplifier.						

Any report having not been signed by authorized approver, or having been altered without authorization, or having not been stamped by the "Dedicated Testing/Inspection Stamp" is deemed to be invalid. Copying or excerpting portion of, or altering the content of the report is not permitted without the written authorization of AGC. The test results presented in the report apply only to the tested sample. Any objections to report issued by AGC should be submitted to AGC within 15days after the issuance of the test report. Further enquiry of validity or verification of the test report should be addressed to AGC by agc01@agccert.com.

EUT	Unmanned aerial vehicle	**Model Name**	A3
Temperature	25°C	**Relative Humidity**	60%
Pressure	960hPa	**Test Voltage**	Normal Voltage
Test Mode	802.11a20 5785MHz	**Antenna**	Horizontal/Vertical

RADIATED EMISSION ABOVE 1GHZ–Horizontal

Frequency (MHz)	Meter Reading (dBμV)	Factor (dB)	Emission Level (dBμV/m)	Limits (dBμV/m)	Margin (dB)	Value Type
11570.042	46.35	9.42	55.77	74.00	-18.23	peak
11570.042	35.22	9.42	44.64	54.00	-9.36	AVG
17355.063	41.83	10.51	52.34	68.20	-15.86	peak
Remark:						
Factor = Antenna Factor + Cable Loss – Pre-amplifier.						

RADIATED EMISSION ABOVE 1GHZ–Vertical

Frequency (MHz)	Meter Reading (dBμV)	Factor (dB)	Emission Level (dBμV/m)	Limits (dBμV/m)	Margin (dB)	Value Type
11570.042	47.23	9.42	56.65	74.00	-17.35	peak
11570.042	35.35	9.42	44.77	54.00	-9.23	AVG
17355.063	42.86	10.51	53.37	68.20	-14.83	peak
Remark:						
Factor = Antenna Factor + Cable Loss – Pre-amplifier.						

Any report having not been signed by authorized approver, or having been altered without authorization, or having not been stamped by the "Dedicated Testing/Inspection Stamp" is deemed to be invalid. Copying or excerpting portion of, or altering the content of the report is not permitted without the written authorization of AGC. The test results presented in the report apply only to the tested sample. Any objections to report issued by AGC should be submitted to AGC within 15days after the issuance of the test report. Further enquiry of validity or verification of the test report should be addressed to AGC by agc01@agccert.com.

EUT	Unmanned aerial vehicle	**Model Name**	A3
Temperature	25°C	**Relative Humidity**	60%
Pressure	960hPa	**Test Voltage**	Normal Voltage
Test Mode	802.11a20 5825MHz	**Antenna**	Horizontal/Vertical

RADIATED EMISSION ABOVE 1GHZ–Horizontal

Frequency (MHz)	Meter Reading (dBμV)	Factor (dB)	Emission Level (dBμV/m)	Limits (dBμV/m)	Margin (dB)	Value Type
11650.042	47.76	9.62	52.98	74.00	-21.02	peak
11650.042	38.43	9.62	45.05	54.00	-8.95	AVG
17475.063	43.46	10.75	47.61	68.20	-26.39	peak
Remark:						
Factor = Antenna Factor + Cable Loss – Pre-amplifier.						

RADIATED EMISSION ABOVE 1GHZ–Vertical

Frequency (MHz)	Meter Reading (dBμV)	Factor (dB)	Emission Level (dBμV/m)	Limits (dBμV/m)	Margin (dB)	Value Type
11650.042	46.36	9.62	53.55	74.00	-20.45	peak
11650.042	36.67	9.62	47.64	54.00	-6.36	AVG
17475.063	41.32	10.75	48.61	68.20	-25.39	peak
Remark:						
Factor = Antenna Factor + Cable Loss – Pre-amplifier.						

Note: All test channels had been tested. The 802.11a20 is the worst case and recorded in the test report. Other frequencies radiation emission from 1GHz to 40GHz at least have 20dB margin and not recorded in the test report.

Factor = Antenna Factor + Cable loss - Amplifier gain, Margin= Limit-Level.

The “Factor” value can be calculated automatically by software of measurement system.

Any report having not been signed by authorized approver, or having been altered without authorization, or having not been stamped by the “Dedicated Testing/Inspection Stamp” is deemed to be invalid. Copying or excerpting portion of, or altering the content of the report is not permitted without the written authorization of AGC. The test results presented in the report apply only to the tested sample. Any objections to report issued by AGC should be submitted to AGC within 15days after the issuance of the test report. Further enquiry of validity or verification of the test report should be addressed to AGC by agc01@agccert.com.

Test result for band edge emission at restricted bands

EUT	Unmanned aerial vehicle	**Model Name**	A3
Temperature	25°C	**Relative Humidity**	60%
Pressure	960hPa	**Test Voltage**	Normal Voltage
Test Mode	802.11a20 5180MHz	**Antenna**	Horizontal

Test Graph for Peak Measurement

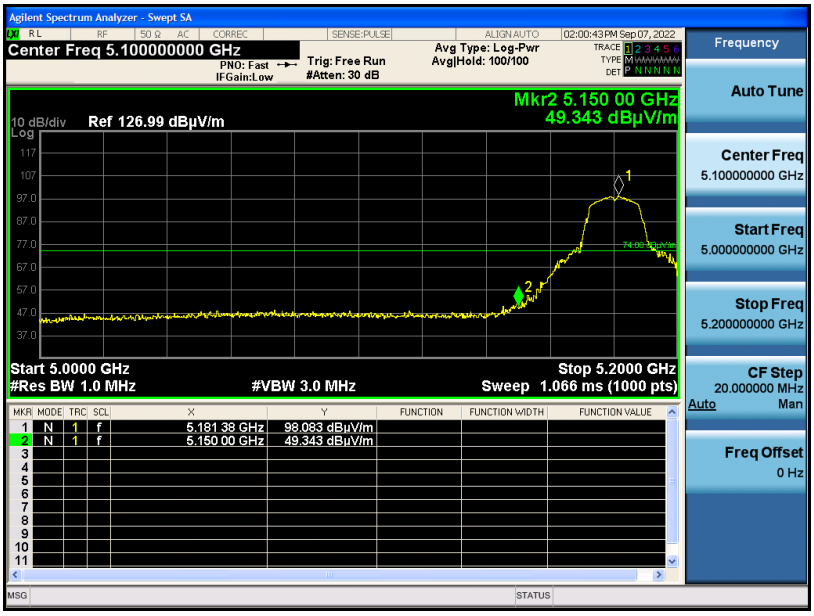

Test Graph for Average Measurement

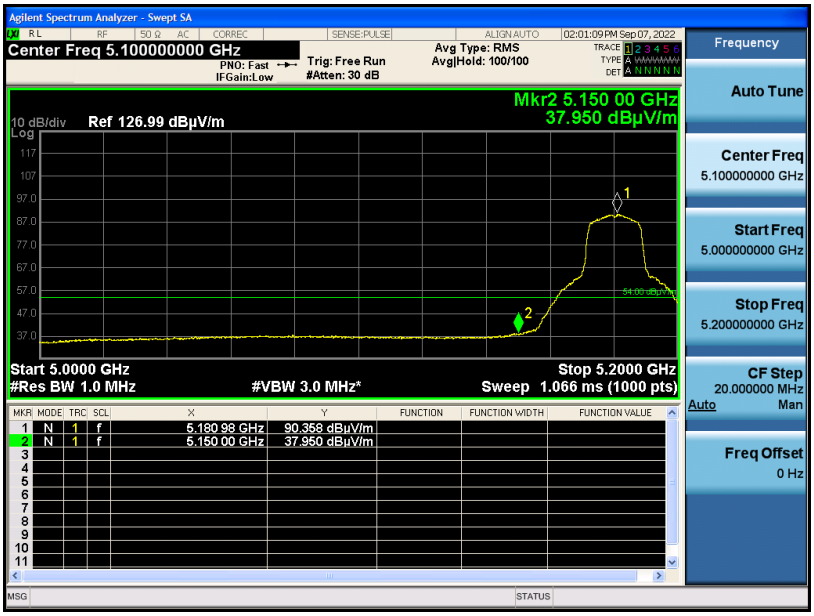

RESULT: PASS

Any report having not been signed by authorized approver, or having been altered without authorization, or having not been stamped by the "Dedicated Testing/Inspection Stamp" is deemed to be invalid. Copying or excerpting portion of, or altering the content of the report is not permitted without the written authorization of AGC. The test results presented in the report apply only to the tested sample. Any objections to report issued by AGC should be submitted to AGC within 15days after the issuance of the test report. Further enquiry of validity or verification of the test report should be addressed to AGC by agc01@agccert.com.

EUT	Unmanned aerial vehicle	**Model Name**	A3
Temperature	25°C	**Relative Humidity**	60%
Pressure	960hPa	**Test Voltage**	Normal Voltage
Test Mode	802.11a20 5180MHz	**Antenna**	Vertical

Test Graph for Peak Measurement

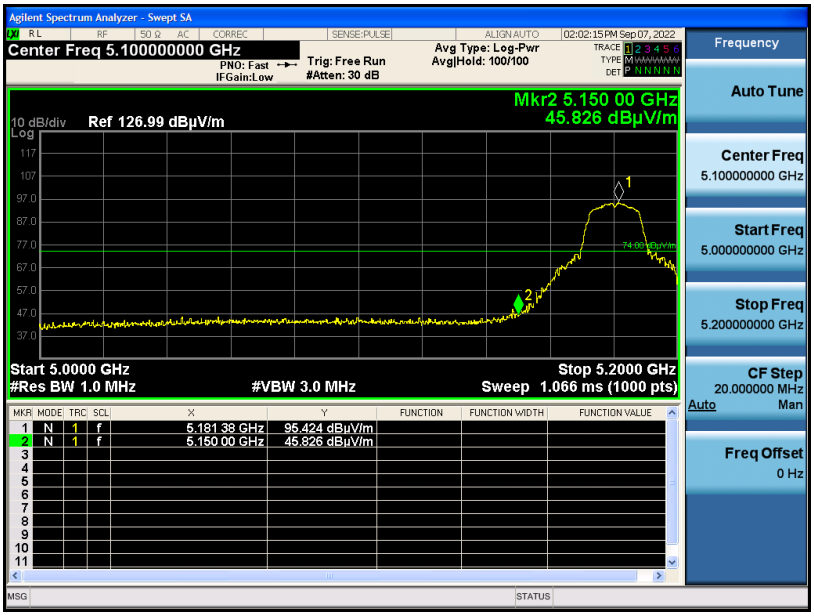

Test Graph for Average Measurement

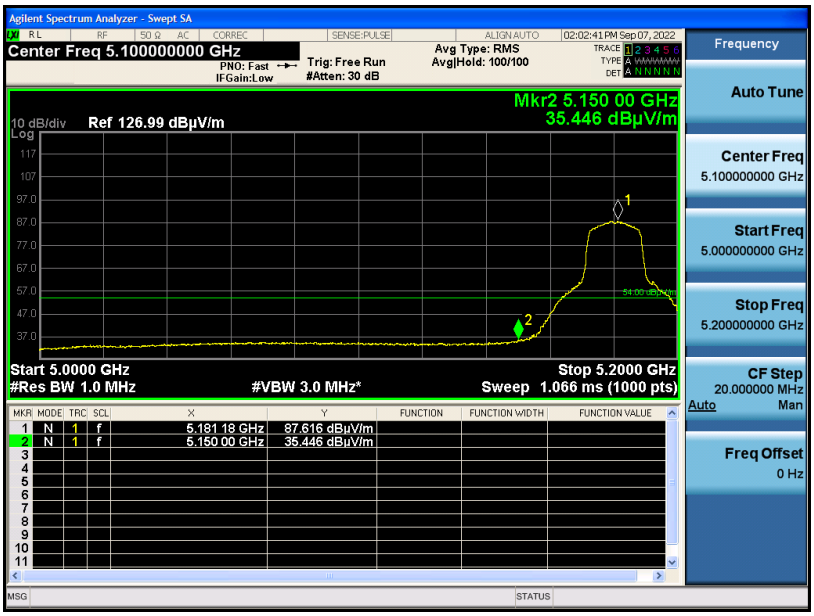

RESULT: PASS

Any report having not been signed by authorized approver, or having been altered without authorization, or having not been stamped by the "Dedicated Testing/Inspection Stamp" is deemed to be invalid. Copying or excerpting portion of, or altering the content of the report is not permitted without the written authorization of AGC. The test results presented in the report apply only to the tested sample. Any objections to report issued by AGC should be submitted to AGC within 15days after the issuance of the test report. Further enquiry of validity or verification of the test report should be addressed to AGC by agc01@agccert.com.

EUT	Unmanned aerial vehicle	**Model Name**	A3
Temperature	25°C	**Relative Humidity**	60%
Pressure	960hPa	**Test Voltage**	Normal Voltage
Test Mode	802.11n40 5190MHz	**Antenna**	Horizontal

Test Graph for Peak Measurement

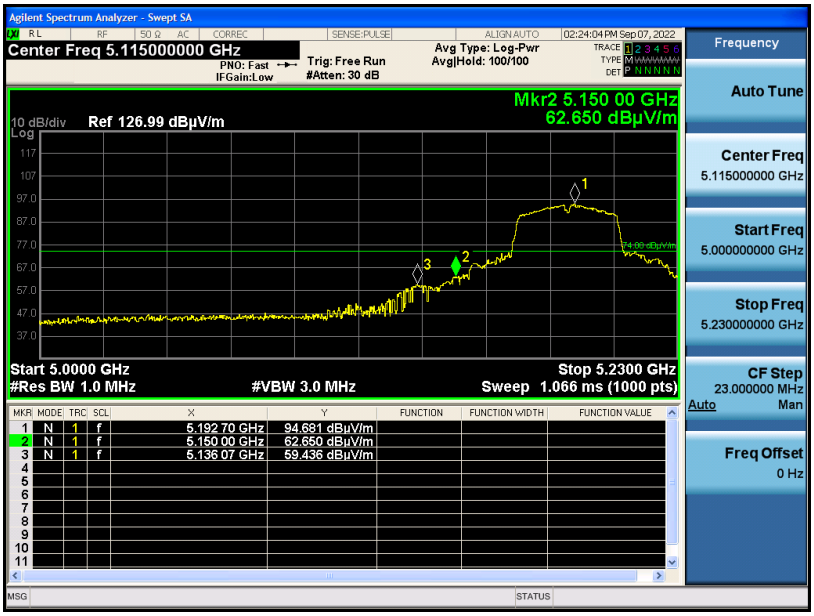

Test Graph for Average Measurement

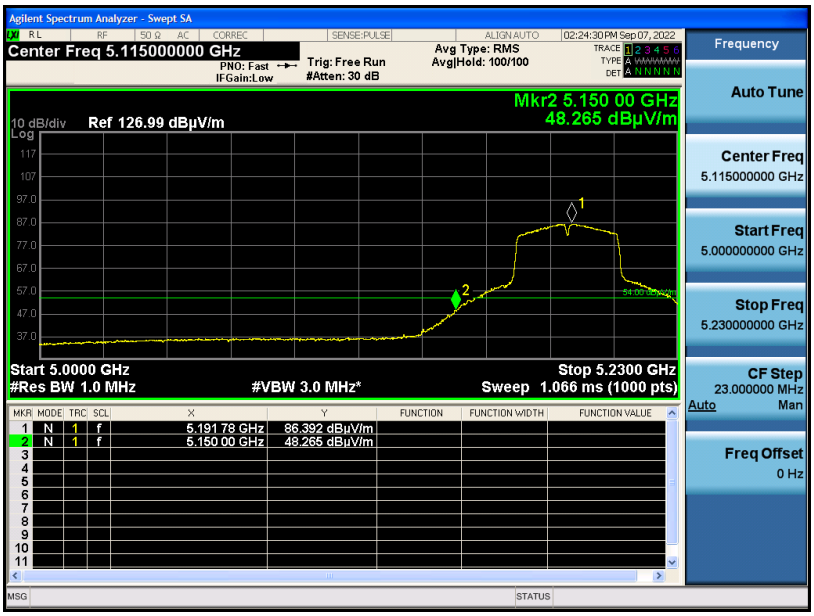

RESULT: PASS

Any report having not been signed by authorized approver, or having been altered without authorization, or having not been stamped by the "Dedicated Testing/Inspection Stamp" is deemed to be invalid. Copying or excerpting portion of, or altering the content of the report is not permitted without the written authorization of AGC. The test results presented in the report apply only to the tested sample. Any objections to report issued by AGC should be submitted to AGC within 15days after the issuance of the test report. Further enquiry of validity or verification of the test report should be addressed to AGC by agc01@agccert.com.