Side 1

Fold line

Outline

140mm x 80mm

Customer service

Troubleshooting:

The answers to most questions can be found in the FAQs at https://mantasleep.com/help

Still need help? Please email support@mantasleep.com.

© 2025 Manta Sleep LLC. All rights reserved. All relevant patents and trademarks can be found at https://mantasleep.com/pages/terms-of-service
Unauthorized duplication is a violation of applicable law. Other US and international patents pending.

manta sleep

Contact

Want to share your feedback, suggest an idea or just say hi?
Feel free to email us:
support@mantasleep.com

Product Specifications

WHAT	Contains 1 speaker, 1 remote control, 1 user manual, 1 power cable, 1 USB-C power adapter and 1 USB-C charging cable.
WHERE	Manta Sleep LLC 680 S Cache Street Suite 100 Box 7403 - Jackson WY 83001 United States - Made in China
SPECS	Power Input: 10 W, 2 A Power Output: rated 5 W, max 6 W Remote Control Range: up to 10 m Li-ion rechargeable battery 3.7 V, 400 mAh Charging input: 5 V ⎓ (USB-C)

WARNINGS

Safety instructions:
Please read and adhere to the following safety and operating instructions before using your Manta Sleep White Noise Machine:

- Do not operate heavy machinery or motor vehicles while using Manta Sleep White Noise Machine.
- Regularly clean your device with a soft, dry cloth. The speaker grill may be vacuumed to remove excessive dust or particle build-up. Please do not use any liquids or sprays (including solvents, chemicals or alcohol) or abrasives to clean the unit.
- Do not use Manta Sleep White Noise Machine near water, such as a bathtub, swimming pool, faucet or basin, as this can lead to electrocution.

WARNINGS

- Please avoid dropping objects or spilling liquids onto the unit. If any liquid is spilled on the unit, unplug and turn it upside down immediately. Allow it to dry thoroughly (approx. one week) before plugging it into a wall outlet again. (Note that following these instructions does not ensure that the unit will be operational.)
- Do not reach for the unit if it has fallen into water.
- Unplug it immediately from the wall outlet and, if possible, drain the water before retrieving the unit.
- Keep Manta Sleep White Noise Machine away from heat sources like radiators, heat registers, stoves or other appliances that produce heat.
- Avoid placing Manta Sleep White Noise Machine in areas that are dusty, humid, moist, lack ventilation, exposed to direct sunlight or are subject to constant vibration.
- Manta Sleep White Noise Machine may be subject to interference from external sources like transformers, electric motors or other electronic devices. To avoid distortion from such sources, do not place the unit too close to them.
- Do not apply excessive force when using any switches or controls.
- We recommend using Manta Sleep White Noise Machine only with the charging cable and adapter included in the box.
- Make sure to route all power cords properly so they are not walked on or pinched by items placed on or against them.
- Unplug the power adapter for the outlet when the unit is unused for long periods of time or when moving the unit.
- Do not attempt to service the unit yourself beyond what is described in the instructions.

Warranty

This product is guaranteed for one year from the date of the original purchase. In the unlikely event of any defect arising due to a manufacturing fault, the unit will be replaced free of charge (where possible) during this period. An alternative product will be offered in case the product is no longer available.

The warranty is subject to the following conditions:

The Manta Sleep 60-day money-back guarantee applies to this product.

Manta Sleep offers a one-year warranty to replace defective parts. The Manta Sleep one-year warranty is a voluntary manufacturer's warranty. It provides rights separate to rights provided by consumer law, including but not limited to those relating to non-conforming goods. As such, the one-year warranty benefits are in addition to, and not instead of, rights provided by consumer law and it does not exclude, limit or suspend a buyer's rights arising from consumer law. Consumers have the right to choose whether to claim service under the one-year warranty or under their consumer law rights.
To validate your right to the warranty, you must provide your order number and the serial number on your warranty card. Video proof of the issue will be required. If the problem is deemed to be due to a manufacturing defect, a return label will be issued for further investigation. Do not return your product without prior authorization from Manta Sleep.

Warranty

The warranty is in addition to, and does not diminish, your statutory or legal rights.
In case of any questions or to obtain warranty service, feel free to reach out to our customer support:
support@mantasleep.com

Compliance

This equipment has been tested and found to comply with the limits for a Class B Digital Device, pursuant to Part 15 of the FCC Rules. These limits are designed to provide reasonable protection against harmful interference in a residential installation. This equipment generates, uses. and can radiate radio frequency energy, and if not installed and used in accordance with the instructions, may cause harmful interference to radio communications. However, there is no guarantee that interference will not occur in a particular installation.
If this equipment does cause harmful interference to radio or television reception, which can be determined by turning the equipment off and on, the user is encouraged to try to correct the interference by one or more of the following measures:

- Reorient or relocate the receiving antenna.
- Increase the separation between the equipment and receiver.
- Connect the equipment to an outlet on a circuit different from the one to which the receiver is connected.
- Consult the dealer or an experienced radio/TV technician for help.

Compliance

FCC ID (Remote Control): 2A8K2MSWNM021-R
FCC ID (Speaker): 2A8K2MSWNM02-MSPKR

FC

Responsible party

Manta Sleep LLC
680 S Cache Street Suite 100
Box 7403 - Jackson WY 83001
United States - Made in China
www.mantasleep.com/pages/contacts

Product SKU: MSWHITENOISE02

Changes or modifications not expressly approved by the party responsible for compliance could void the user's authority to operate the equipment.

This device complies with Part 15 of the FCC Rules. Operation is subject to the following two conditions:
(1) this device may not cause harmful interference, and (2) this device must accept any interference received, including interference that may cause undesired operation.

FCC RF Exposure Warning Statement:
This equipment complies with FCC radiation exposure limits set forth for an uncontrolled environment. This equipment can be used in portable exposure conditions.

manta sleep

Manta White Noise Machine

Remote :
MSWHITENOISE021-R

Side 2

The Manta Sleep mission:

Empower light sleepers to **sleep better** so they can **do more**

We believe great sleep is the non-negotiable foundation you need to create your best life. And we think most sleep companies focus on the wrong things.

On the surface, we make the world's best sleep accessories. But the purpose of our products goes deeper than that.

For us, improving your sleep isn't the end goal — it's all about what you do with the energy great sleep gives you.
Manta Sleep White Noise Machine seamlessly integrates into your nightly routine — so you can sleep better and unlock your full potential.

What's in the box

The box contains:
- 1x speaker
- 1x remote control
- 1x user manual
- 1x power cable
- 1x power adapter
- 1x USB-C charging cable

Product overview

Speaker:

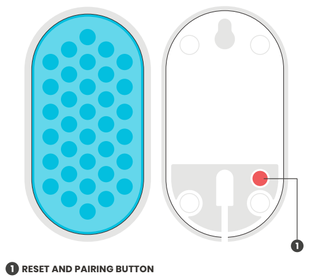

1 RESET AND PAIRING BUTTON

To pair with optional Booster Speaker (available separately): press this button 1x

*Note: To reset your White Noise Machine to **default settings**, hold this button for 5 seconds. To **factory reset** your White Noise Machine, continue holding this button for a total of 10 seconds. Note that you will need to re-connect the remote control by holding the button on the remote control for 5 seconds.*

Product overview

Remote:

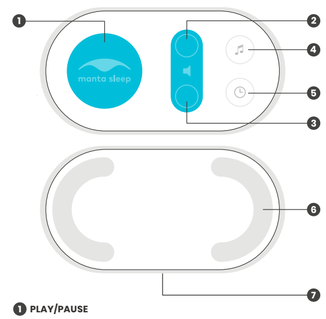

1. **PLAY/PAUSE**
2. **VOLUME UP**
3. **VOLUME DOWN**
4. **SELECT SOUND**
5. **SELECT TIMER**
6. **RUBBER FEET**
7. **USB-C CHARGING PORT**

Note: When your White Noise Machine is turned off, you can still adjust the volume before turning it back on. That way, you can lower the volume before turning on the sound, so you won't accidentally disturb others who are sleeping in the same room.

Setup

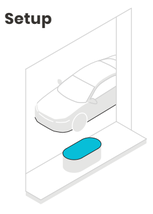

1. For optimal speaker placement, position the speaker so that it is directed away from you and facing the noise that you want to block.

2. Plug the L shaped end of the included cable into the port on the speaker.

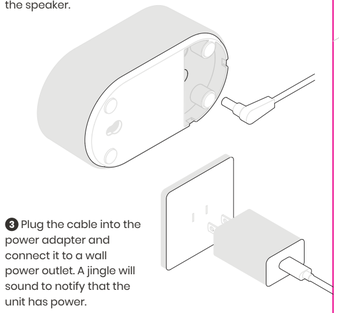

3. Plug the cable into the power adapter and connect it to a wall power outlet. A jingle will sound to notify that the unit has power.

Setup

4. Manta Sleep White Noise Machine is now ready to use. Press the button to turn the unit on.

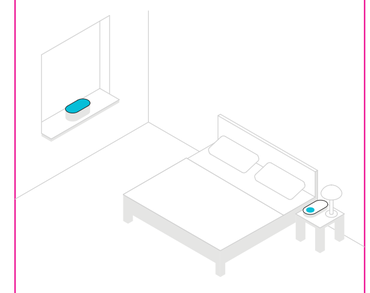

5. Use the included USB-C charging cable to charge the remote control battery. The charging indicator LED will change from red to green when the battery is fully charged.

Sound Selection

Brown noise	Fan 1	Rain 1	Ocean 1
Coral noise	Fan 2	Rain 2	Ocean 2
Pink noise	Fan 3	Rain 3	
Pearl noise	Fan 4		
White noise	Fan 5		

Selecting your preferred sound:

- Press the button to choose your sound.

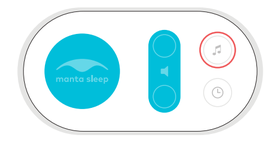

- When you have cycled through all 15 sounds, a jingle will let you know that you have returned to the first sound.

Note: Manta Sleep White Noise Machine will remember your settings when you stop using it.

Timer Selection:

- Timer off (continuous play)
- 30 minutes
- 1 hour
- 2 hours
- 4 hours
- 6 hours
- 8 hours

Setting the timer:

- Press the button to change the timer setting.

- The default timer setting is continuous play (no timer). Once the timer has cycled through all the settings, it will return to continuous play.

Note: If a timer has been set (i.e. when more than 1 minute has passed since the last button press), pressing the button will restart it. For example, after setting a timer for 2 hours, pressing the button will start the timer for 2 hours again.