说明书品号：751-390801-001

尺寸：70*100MM，材質：100克雙膠紙，正反兩面黑白印刷

ZADEZ ACCESSORIES

Make life easier ™

M-338

WIRELESS MOUSE

MANUAL BOOK

FUNCTIONS

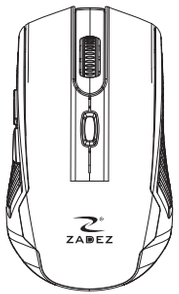

www.zadez.com

CE FC

EN

M-338 | Main Specifications

. Buttons: 6
. Material: ABS
. Size: 114.5*66.9*40 mm;
. Weight: 72±5g;
. Key life: 3,000,000 times;
. Scroll life: 100,000 times;
. Key action: 75±5gf;
. Transmission: 2.4G
. Operation distance: 6-10 meters
. With nano receiver and stored in the mouse body
. Resolution: 800/1200/1600 DPI
. Independent power on/off switch
. Low power indicator
. Service voltage: 1.5V;
. Working current: <14mA;
. Battery needed: 1 *AA battery
. Plug & play, no drivers needed

Setup and Use

1. Put the power switch on the "ON" position

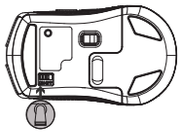

2. Open the battery case according to the indication of the following picture.

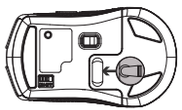

3. Put the 1*AA battery into the slot according the polarity mark

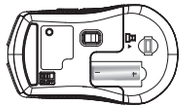

4. Get out of the Nano Receiver from the slot on the bottom.

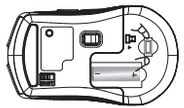

5. Plug the Nano Receiver into the available USB port of computer

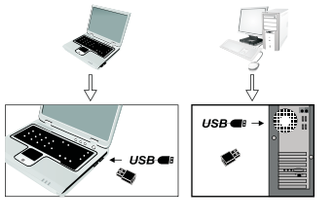

6. Wireless setup is OK. You can work freely

7. When you feels very slowly to move the mouse, it should be the batteries's power running low. Please consider to take the new batteries instead

8. For the Nano Receiver, as suggestion it's better to be inserted it in the computer and don't get away. Of course, you can store the Receiver into the mouse too.

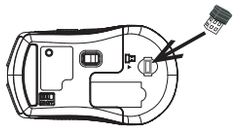

9. There is a seperately Power ON/OFF button on the bottom.
If long time no use, or put into bag when trip,
please kindly consider to switch OFF to save power.

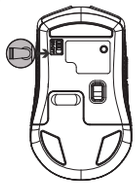

Package Contents:

. 01 Wireless Mouse
. 01 Nano USB Receiver
. 01 User Manual
. 01 AA Battery

System

Windows/ XP/ Vista/ Win7/8/10 and Mac operating system

Tips and Notes

. Don't use it on the reflecting and uneven surfaces which will effect the mouse function
. Don't put the Nano Receiver to stay with any Bluetooth Receiver together
. Don't open and repair the mouse and receiver by yourself
. Please take the dry and soft cotton fabrics to clean the mouse
. Remember to throw away the old batteries to wasted battery recycle bin

FCC Warning:

This transmitter must not be co-located or operating in conjunction with any other antenna or transmitter.

Any Changes or modifications not expressly approved by the party responsible for compliance could void the user's authority to operate the equipment.

This device complies with part 15 of the FCC Rules. Operation is subject to the following two conditions: (1) This device may not cause harmful interference, and (2) this device must accept any interference received, including interference that may cause undesired operation.

Note: This equipment has been tested and found to comply with the limits for a Class B digital device, pursuant to part 15 of the FCC Rules. These limits are designed to provide reasonable protection against harmful interference in a residential installation. This equipment generates, uses and can radiate radio frequency energy and, if not installed and used in accordance with the instructions, may cause harmful interference to radio communications. However, there is no guarantee that interference will not occur in a particular installation. If this equipment does cause harmful interference to radio or television reception, which can be determined by turning the equipment off and on, the user is encouraged to try to correct the interference by one or more of the following measures:

—Reorient or relocate the receiving antenna.

—Increase the separation between the equipment and receiver.

—Connect the equipment into an outlet on a circuit different from that to which the receiver is connected.

—Consult the dealer or an experienced radio/TV technician for help.

FCC ID: 2A8LO-M-338

FCC ID: 2A8LO-M-338-D