20.6 CONDUCTED RF SPURIOUS EMISSION

Condition	Mode	Frequency (MHz)	Antenna	Max Value (dBc)	Limit (dBc)	Verdict
NVNT	BLE 1M	2402	Ant1	-43.36	-30	Pass
NVNT	BLE 1M	2442	Ant1	-42.39	-30	Pass
NVNT	BLE 1M	2480	Ant1	-42.98	-30	Pass

Tx. Spurious NVNT BLE 1M 2402MHz Ant1 Ref

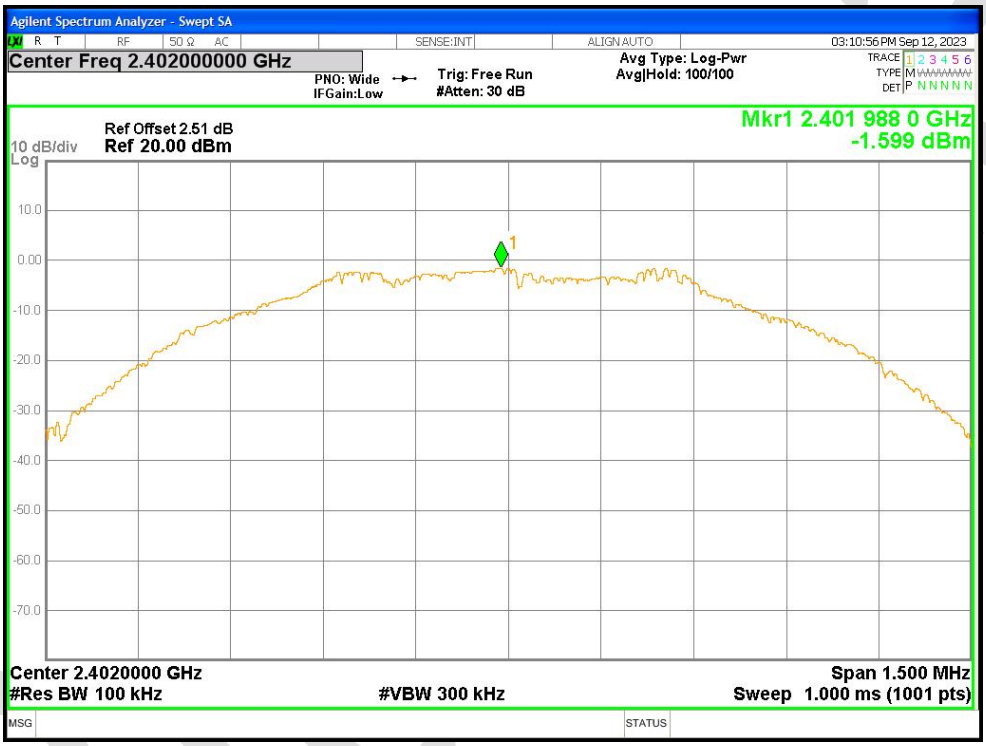

Tx. Spurious NVNT BLE 1M 2402MHz Ant1 Emission

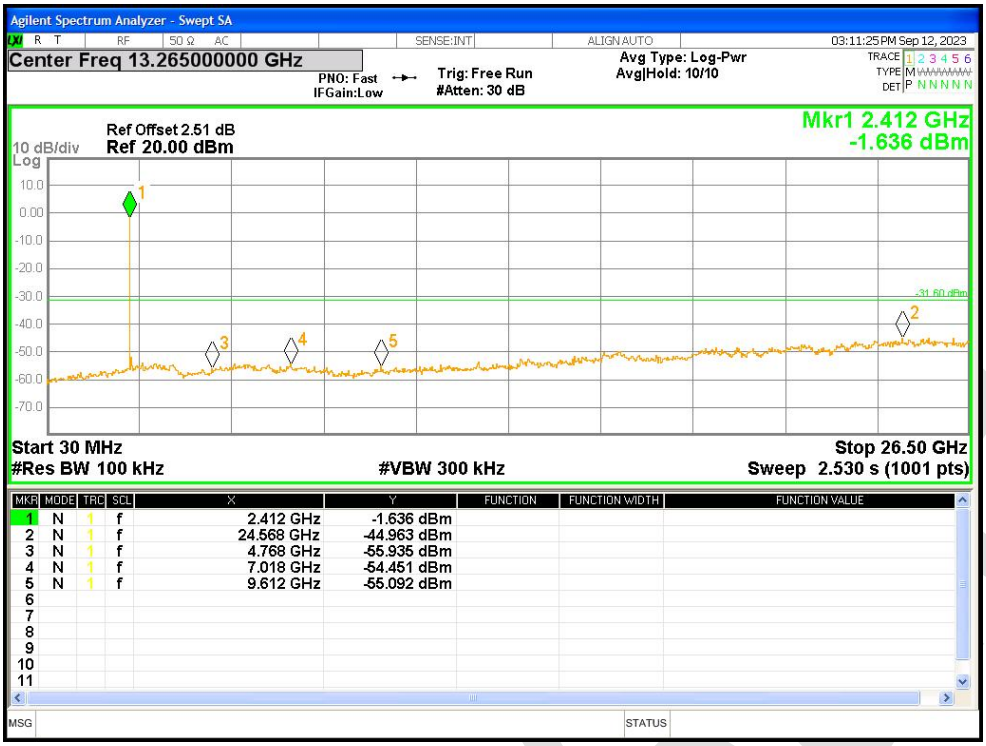

Tx. Spurious NVNT BLE 1M 2442MHz Ant1 Ref

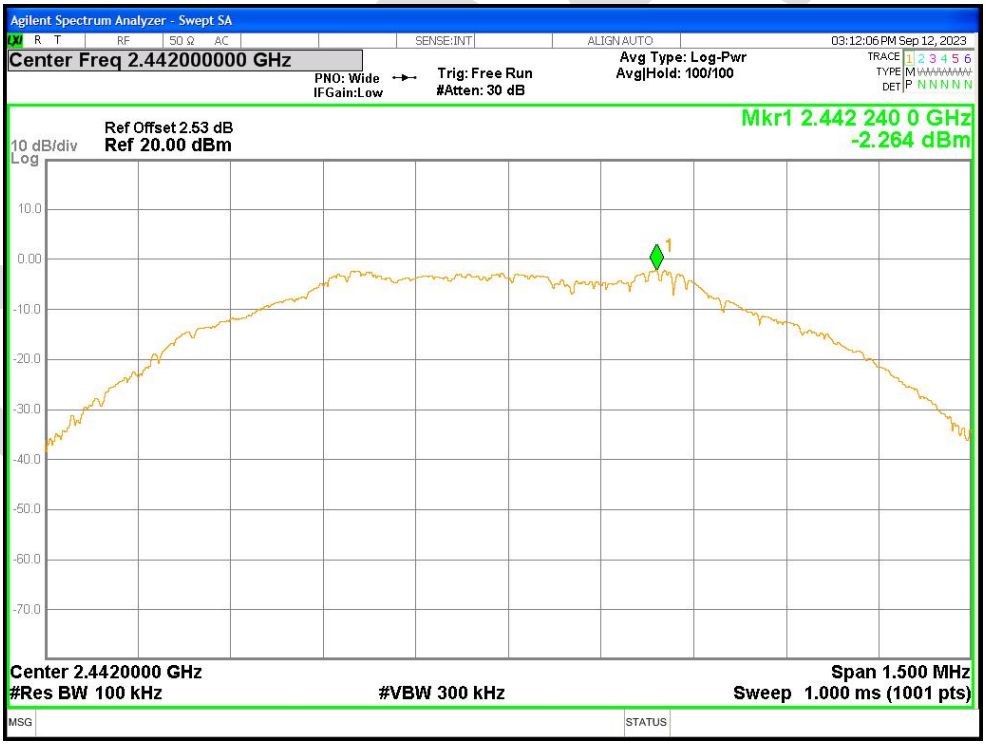

Tx. Spurious NVNT BLE 1M 2442MHz Ant1 Emission

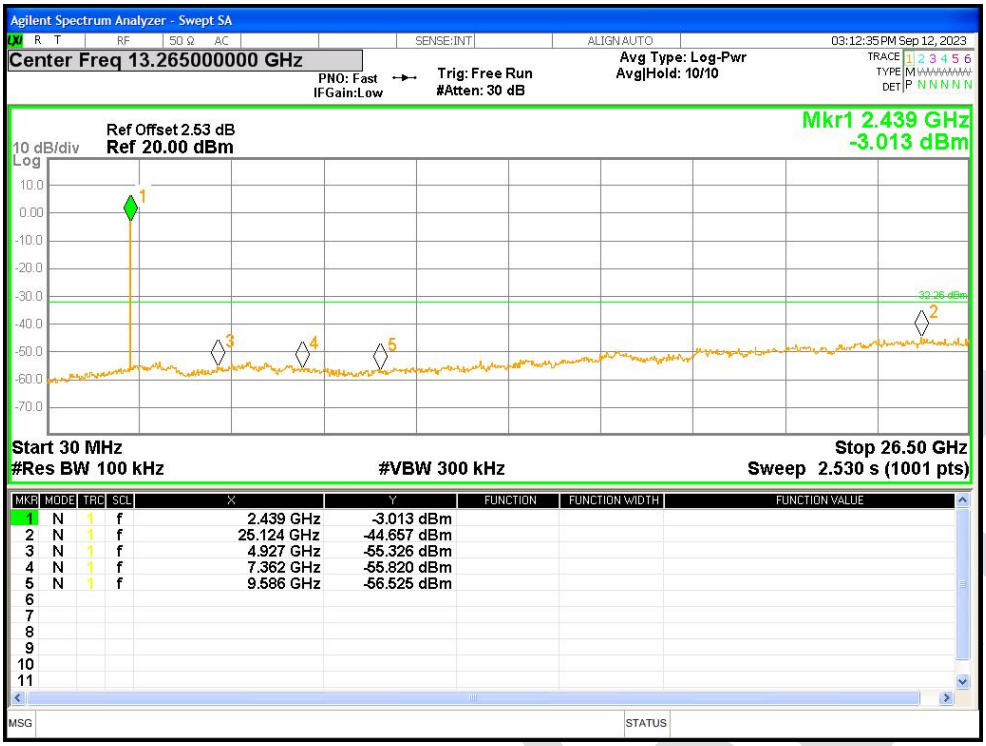

Tx. Spurious NVNT BLE 1M 2480MHz Ant1 Ref

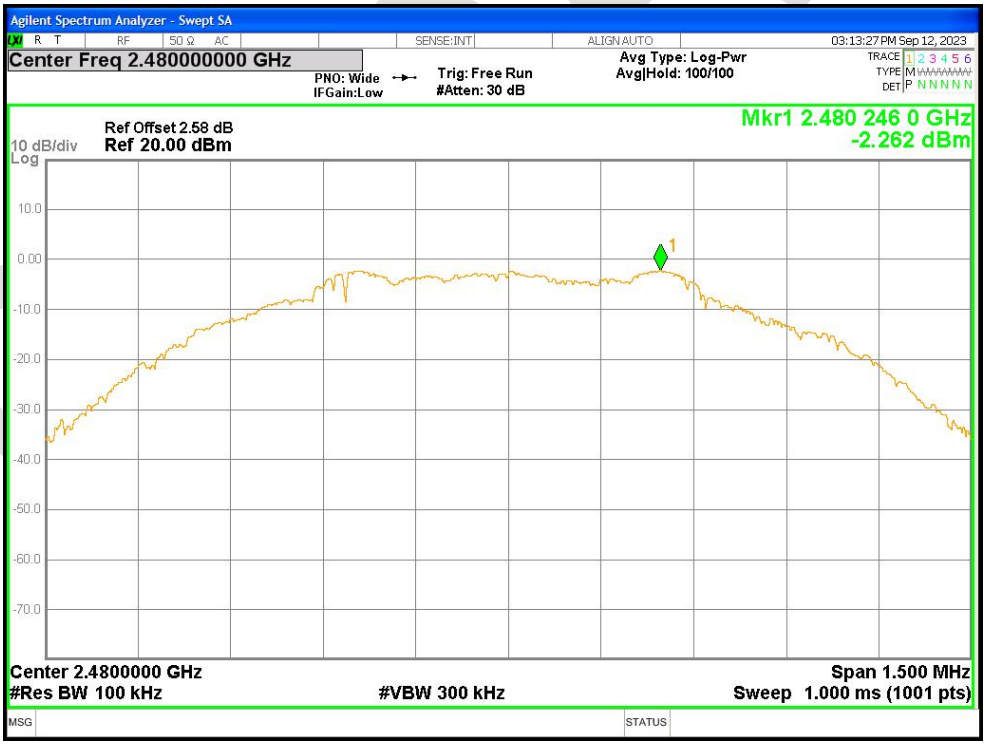

Tx. Spurious NVNT BLE 1M 2480MHz Ant1 Emission

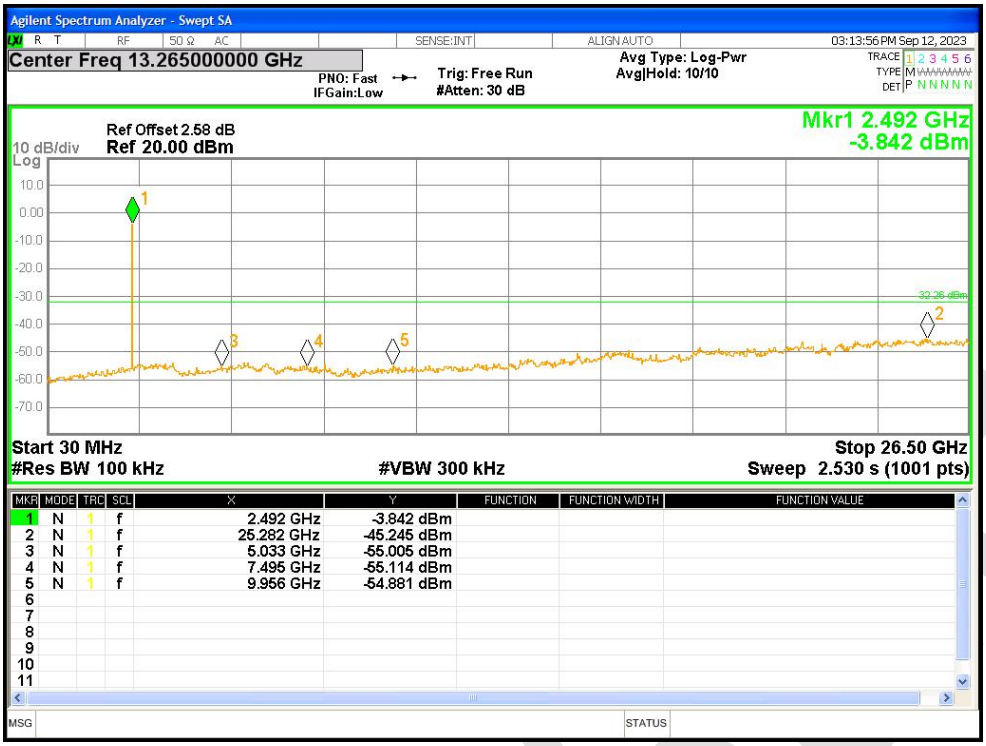
Agilent Spectrum Analyzer - Swept SA
Center Freq 13.265000000 GHz
PNO: Fast
IFGain:Low
Trig: Free Run
#Atten: 30 dB
Avg Type: Log-Pwr
Avg|Hold: 10/10
03:13:56 PM Sep 12, 2023
Ref Offset 2.58 dB
10 dB/div
Ref 20.00 dBm
Log
Mkr1 2.492 GHz
-3.842 dBm
32.26 dBm
Start 30 MHz
#Res BW 100 kHz
#VBW 300 kHz
Stop 26.50 GHz
Sweep 2.530 s (1001 pts)
MKR MODE TRC SCL X Y FUNCTION FUNCTION WIDTH FUNCTION VALUE
1 N 1 f 2.492 GHz -3.842 dBm
2 N 1 f 25.282 GHz -45.245 dBm
3 N 1 f 5.033 GHz -55.005 dBm
4 N 1 f 7.495 GHz -55.114 dBm
5 N 1 f 9.956 GHz -54.881 dBm
MSG
STATUS

APPENDIX A: PHOTOGRAPHS OF TEST SETUP

Conducted Emissions at AC Power Line (150kHz-30MHz)

BlueAsia

Radiated Spurious Emissions





APPENDIX B: PHOTOGRAPHS OF EUT

Reference to the test report No. BLA-EMC-202309-A1801

BlueAsia

----END OF REPORT----

The test report is effective only with both signature and specialized stamp, The result(s) shown in this report refer only to the sample(s) tested. Without written approval of BlueAsia, this report can't be reproduced except in full.

BlueAsia