RF Test Data for Bluetooth (BDR+EDR) (Conducted Measurements)

General Description of EUT	
Product Name:	Z1 Roma JR
Test Model:	Z1 Roma JR
Sample ID:	RW-C-202305-0096-1
Environmental Conditions	
Temperature:	24.12℃
Relative Humidity:	50.3%
Test Voltage:	DC 3.7V
Test Engineer:	Huangjianping
Note: For a more detailed features description, please refer to the report TBR-C-202305-0096-2	

Contents

1. 20dB Emission Bandwidth 3
1.1.Test Result 3
1.2.Test Graphs 4
2. Occupied Channel Bandwidth 7
2.1.Test Result 7
2.2.Test Graphs 8
3. Maximum conducted output power 11
3.1.Test Result 11
3.2.Test Graphs 12
4. Carrier frequency separation 15
4.1.Test Result 15
4.2.Test Graphs 16
5. Time of occupancy 17
5.1.Test Result 17
5.2.Test Graphs 18
6. Number of hopping channels 21
6.1.Test Result 21
6.2.Test Graphs 22
7.Band edge measurements 23
7.1.Test Result 23
7.2.Test Graphs 24
8. Conducted Spurious Emission 28
8.1.Test Result 28
8.2.Test Graphs 29
9. Duty Cycle 38
9.1.Test Result 38
9.2.Test Graphs 39
10. Emissions in Restricted Bands 42
10.1.Test Result 42
10.2.Test Graphs 44

1. 20dB Emission Bandwidth

1.1.Test Result

TestMode	Antenna	Channel	20db EBW[MHz]	Limit[MHz]	Verdict
DH5	Ant1	2402	1.04	---	---
		2441	0.96	---	---
		2480	0.96	---	---
2DH5	Ant1	2402	1.32	---	---
		2441	1.32	---	---
		2480	1.32	---	---
3DH5	Ant1	2402	1.31	---	---
		2441	1.31	---	---
		2480	1.31	---	---

1.2.Test Graphs

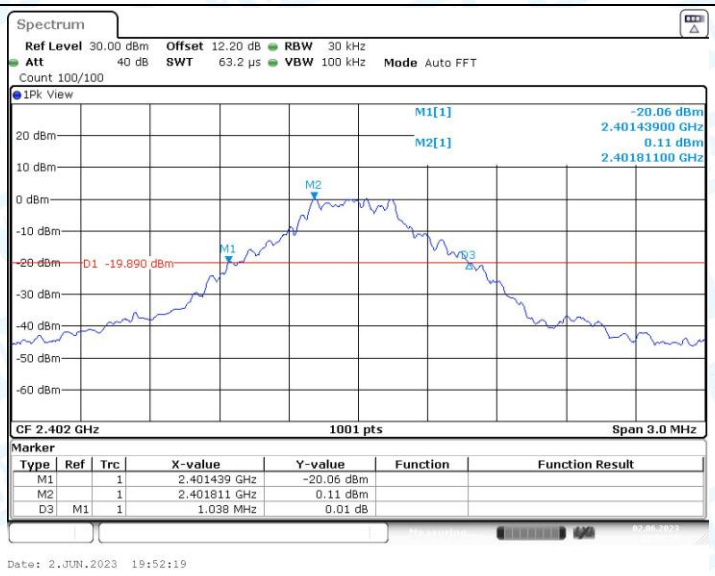

DH5_Ant1_2402

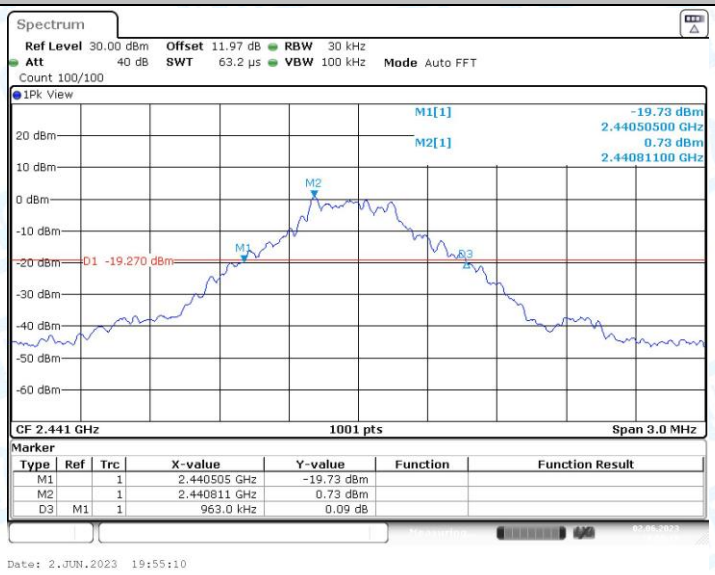

DH5_Ant1_2441

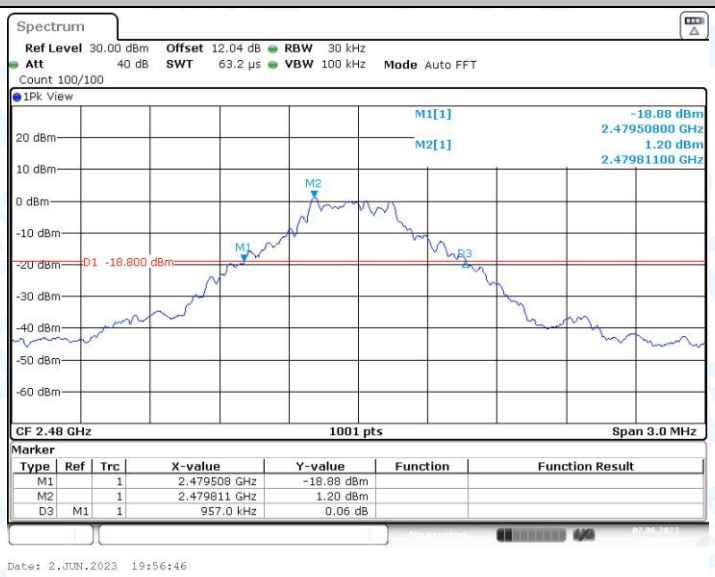

DH5_Ant1_2480

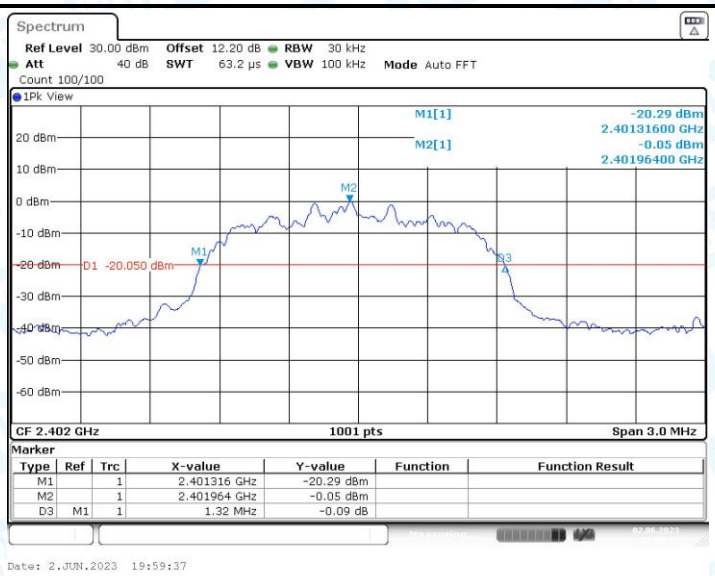

2DH5_Ant1_2402

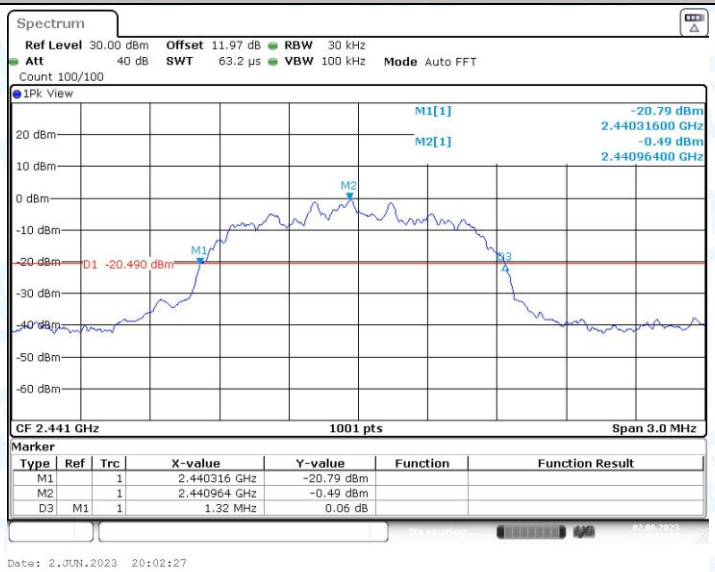

2DH5_Ant1_2441

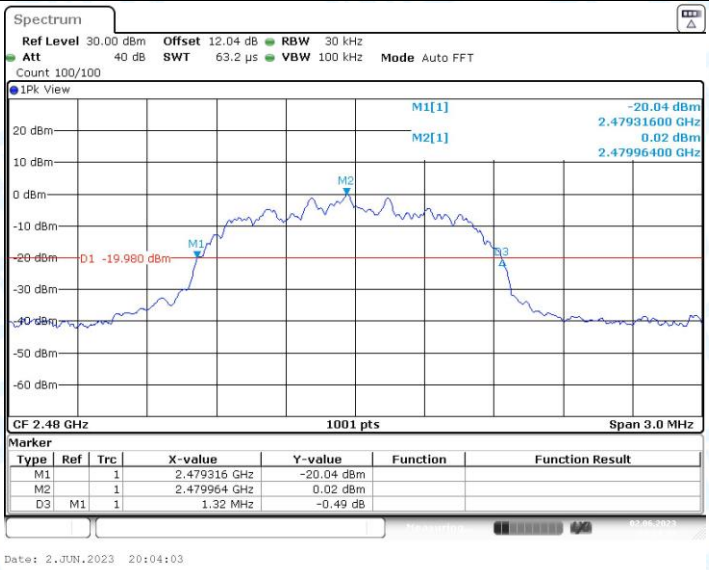

2DH5_Ant1_2480

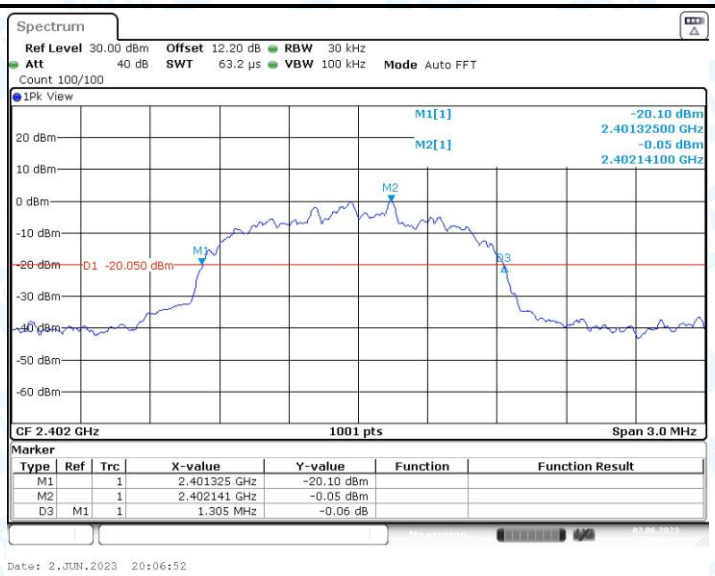

3DH5_Ant1_2402

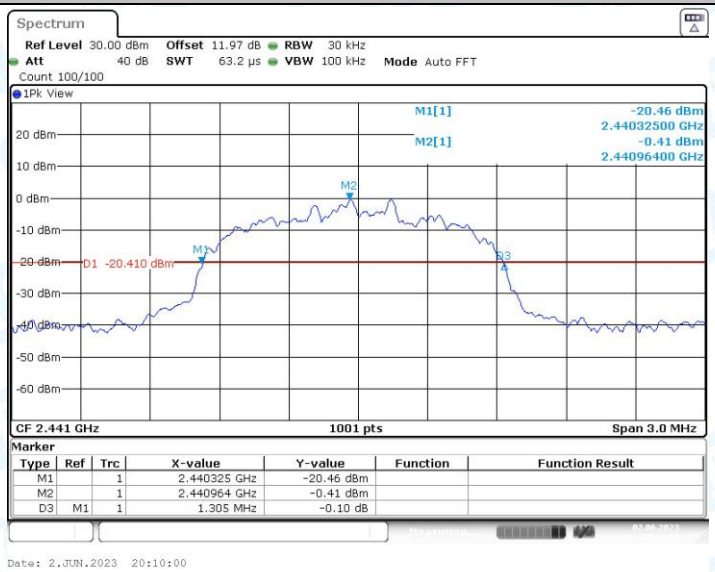

3DH5_Ant1_2441

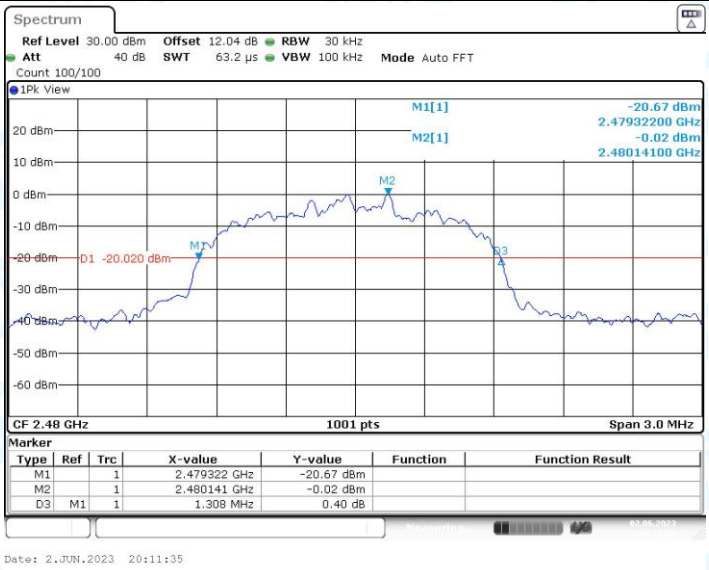

3DH5_Ant1_2480

2. Occupied Channel Bandwidth

2.1.Test Result

TestMode	Antenna	Channel	OCB [MHz]	FL[MHz]	FH[MHz]	Limit[MHz]	Verdict
DH5	Ant1	2402	0.902	2401.5265	2402.4286	---	---
		2441	0.902	2440.5265	2441.4286	---	---
		2480	0.899	2479.5295	2480.4286	---	---
2DH5	Ant1	2402	1.187	2401.3826	2402.5694	---	---
		2441	1.19	2440.3796	2441.5694	---	---
		2480	1.19	2479.3796	2480.5694	---	---
3DH5	Ant1	2402	1.193	2401.3796	2402.5724	---	---
		2441	1.193	2440.3796	2441.5724	---	---
		2480	1.196	2479.3766	2480.5724	---	---

2.2.Test Graphs

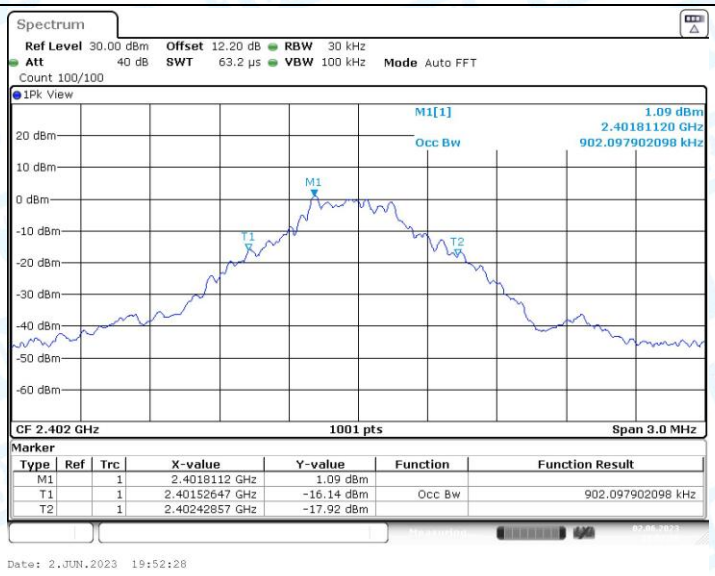

DH5_Ant1_2402

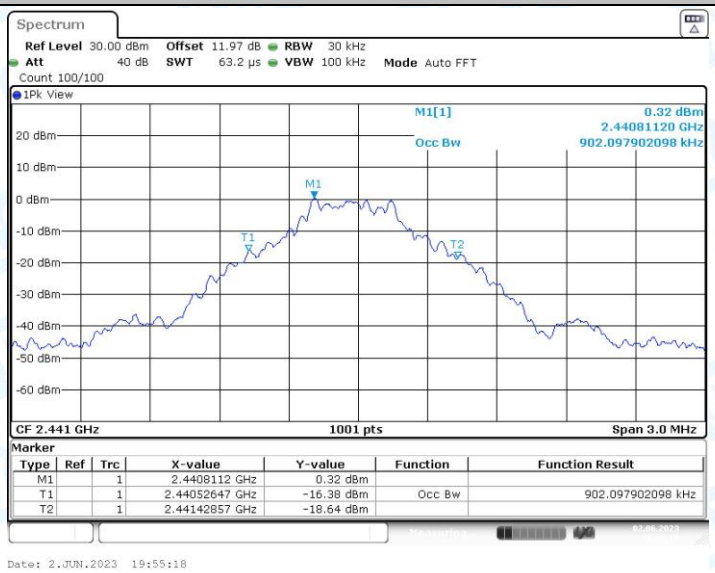

DH5_Ant1_2441

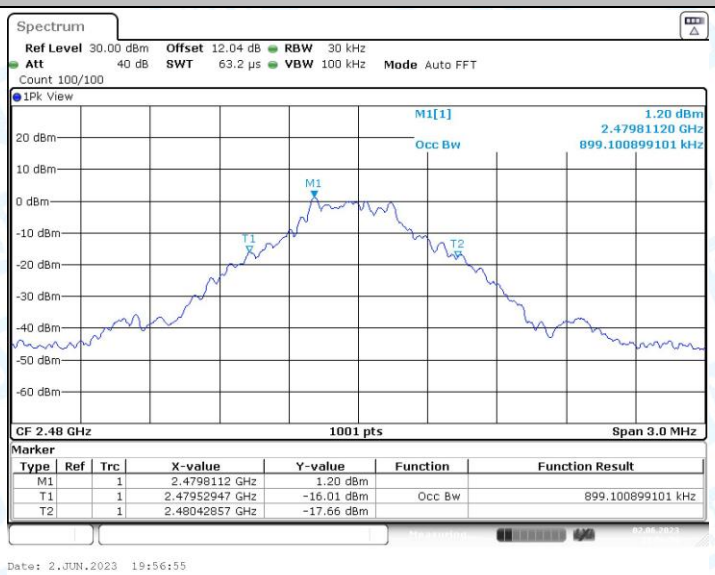

DH5_Ant1_2480

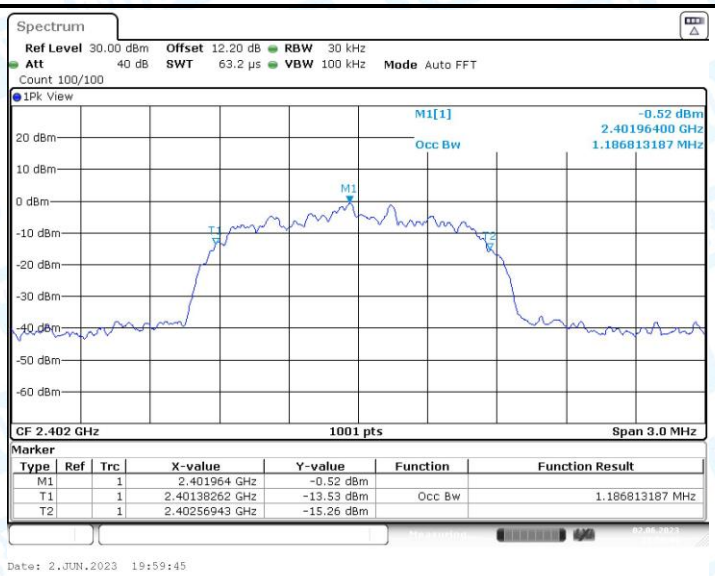

2DH5_Ant1_2402

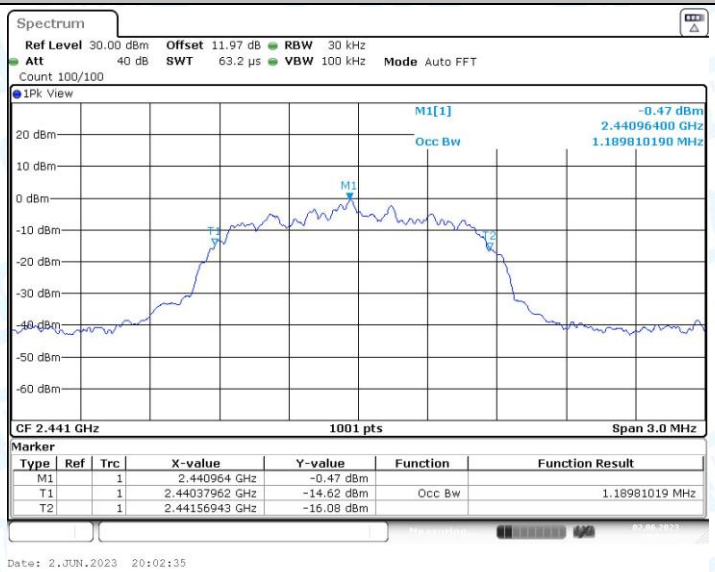

2DH5_Ant1_2441

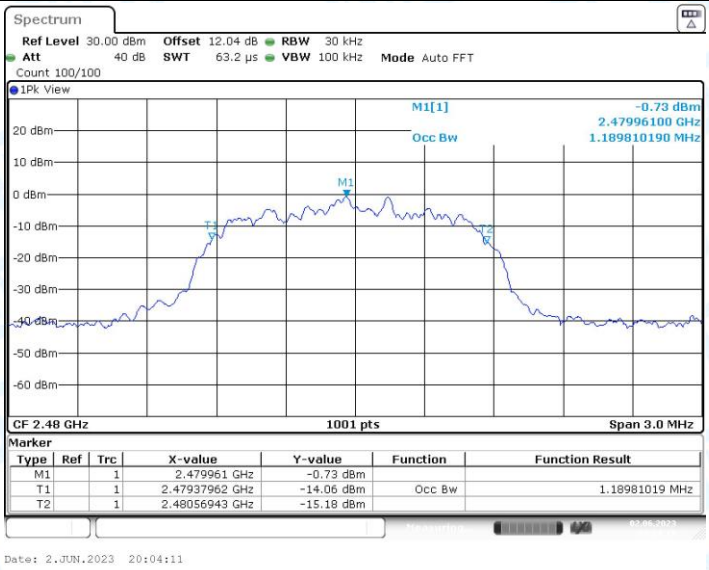

2DH5_Ant1_2480

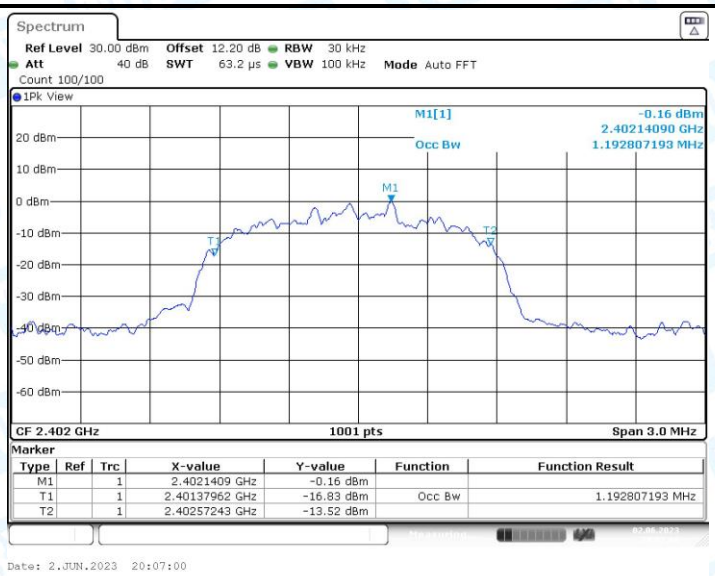

3DH5_Ant1_2402

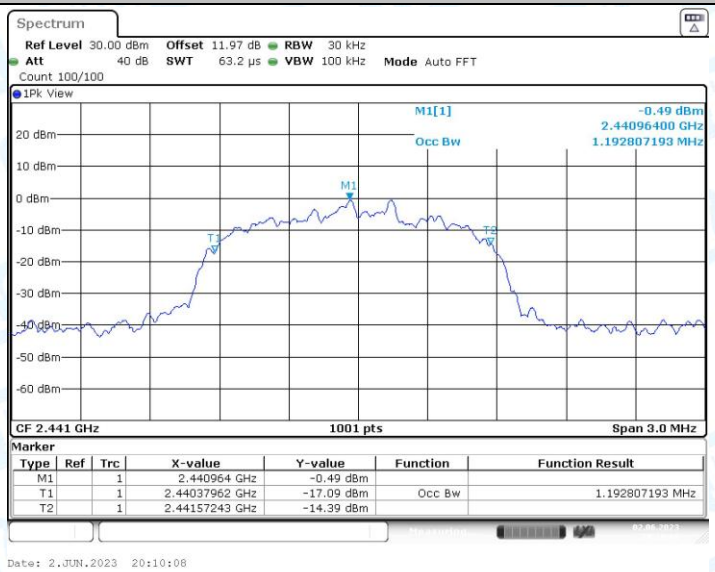

3DH5_Ant1_2441

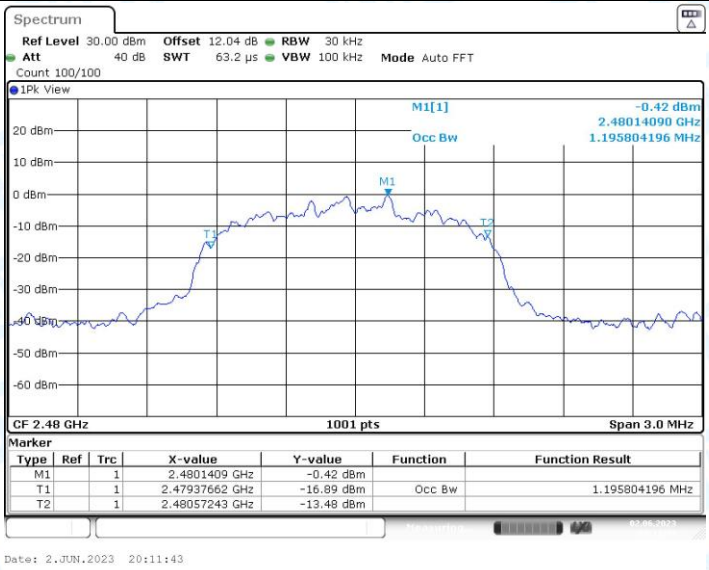

3DH5_Ant1_2480

3. Maximum conducted output power

3.1.Test Result

TestMode	Antenna	Channel	Result[dBm]	Limit[dBm]	Verdict
DH5	Ant1	2402	3.4	≤20.97	PASS
		2441	2.98	≤20.97	PASS
		2480	3.45	≤20.97	PASS
2DH5	Ant1	2402	4.58	≤20.97	PASS
		2441	4.19	≤20.97	PASS
		2480	4.65	≤20.97	PASS
3DH5	Ant1	2402	4.85	≤20.97	PASS
		2441	4.54	≤20.97	PASS
		2480	5.12	≤20.97	PASS

3.2.Test Graphs

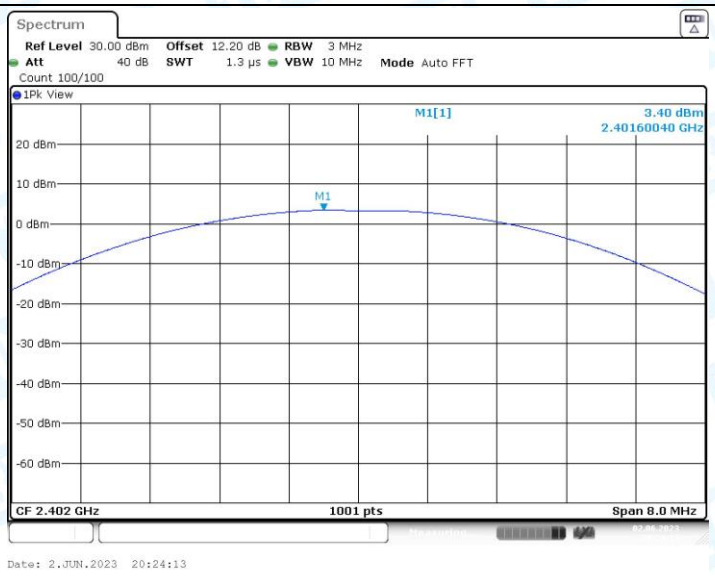

DH5_Ant1_2402

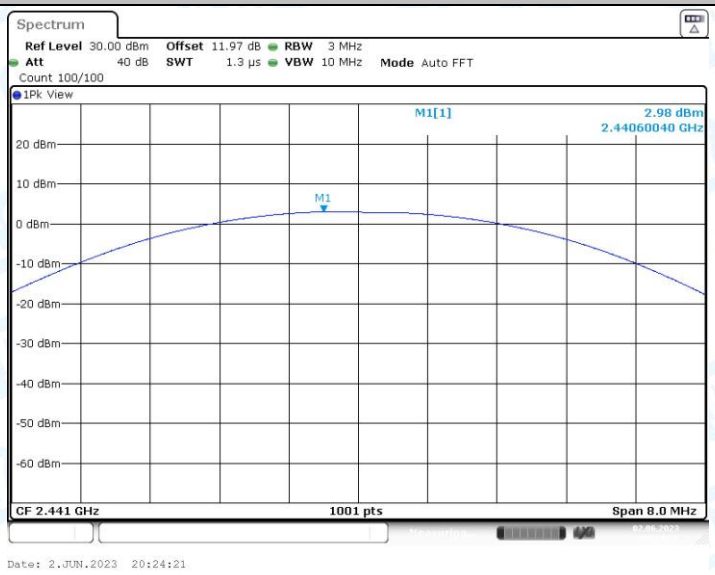

DH5_Ant1_2441

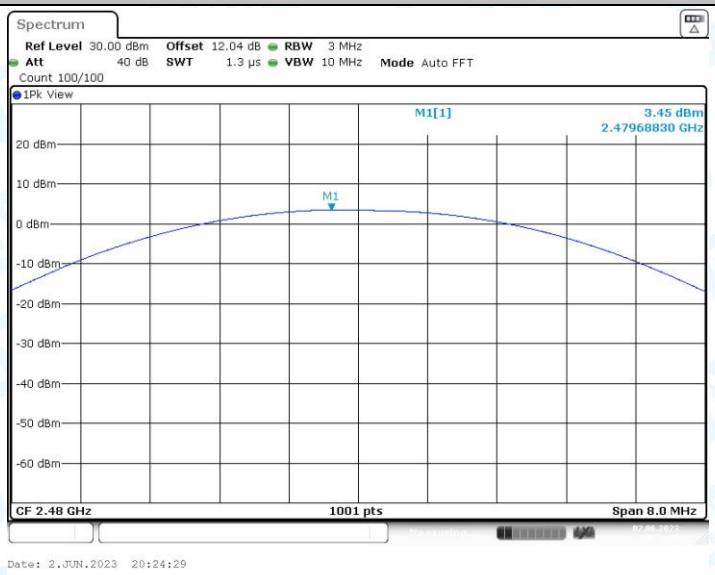

DH5_Ant1_2480

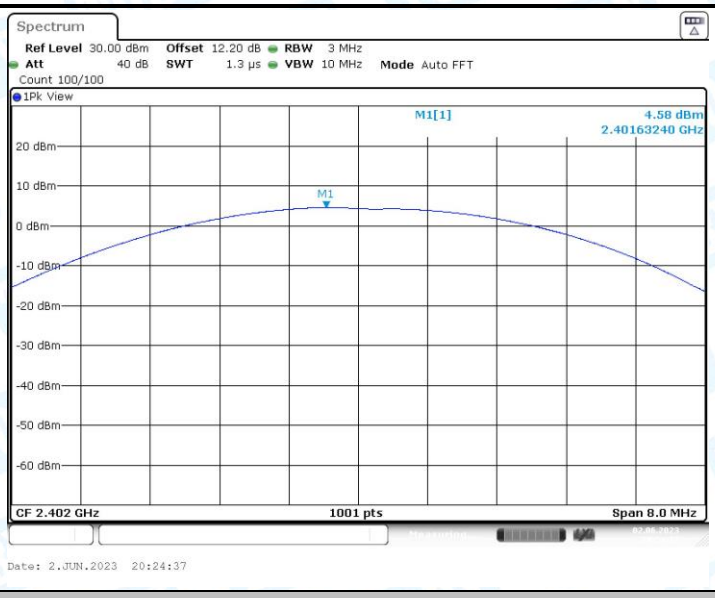

2DH5_Ant1_2402

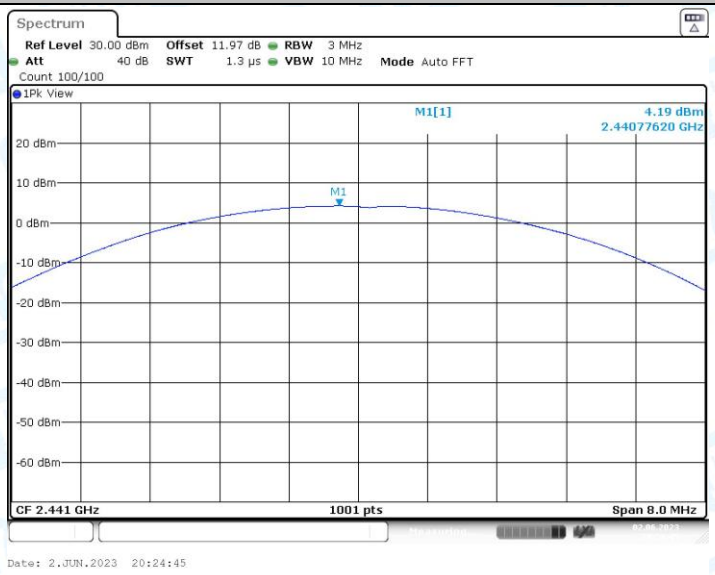

2DH5_Ant1_2441

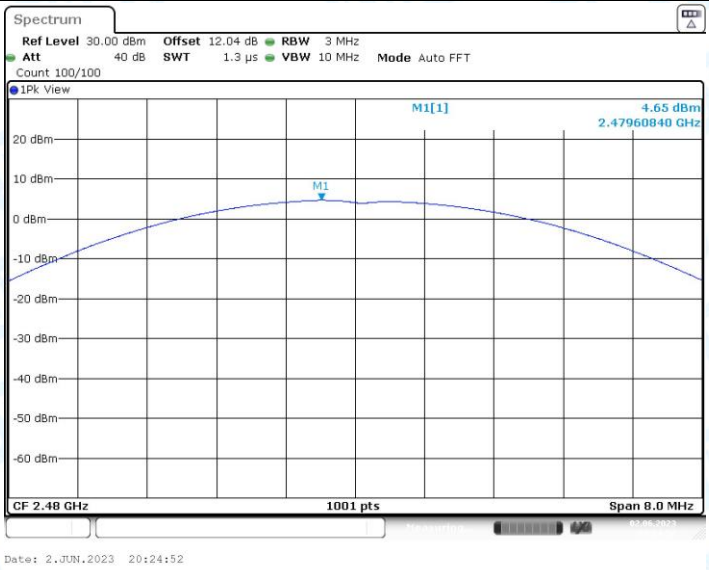

2DH5_Ant1_2480

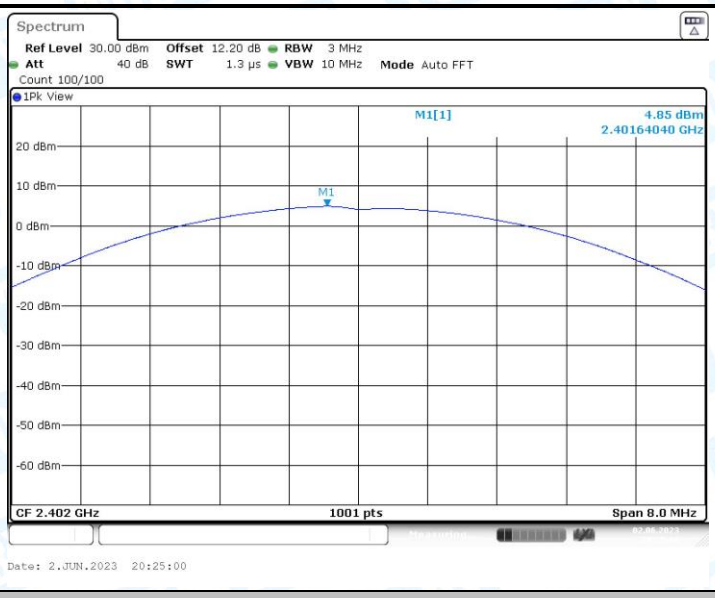

3DH5_Ant1_2402

3DH5_Ant1_2441

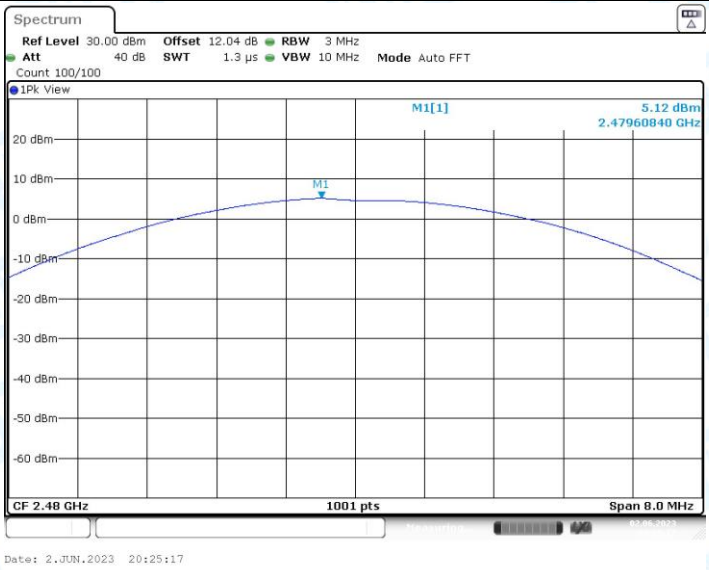

3DH5_Ant1_2480

4. Carrier frequency separation

4.1.Test Result

TestMode	Antenna	Channel	Result[MHz]	Limit[MHz]	Verdict
DH5	Ant1	Hop	0.997	≥0.693	PASS
2DH5	Ant1	Hop	1	≥0.880	PASS
3DH5	Ant1	Hop	1.165	≥0.873	PASS

4.2.Test Graphs

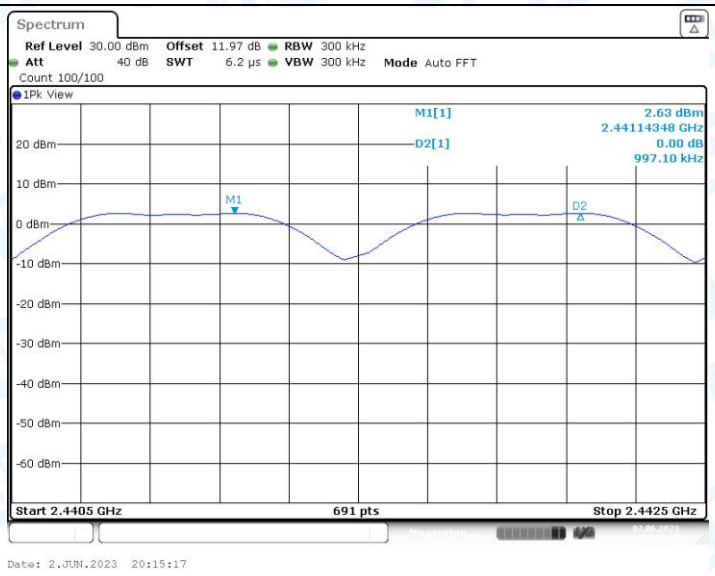

DH5_Ant1_Hop

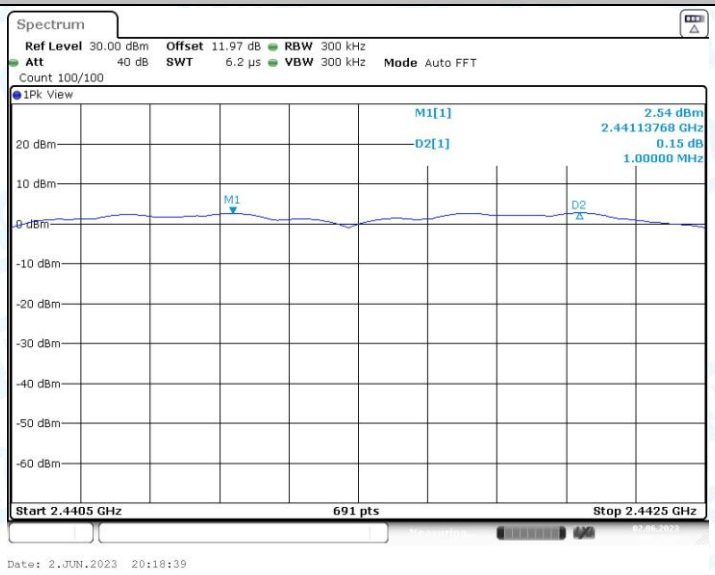

2DH5_Ant1_Hop

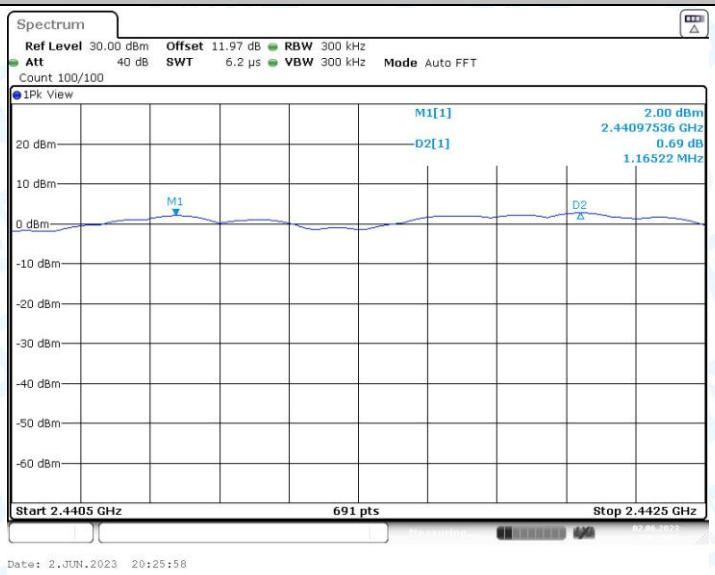

3DH5_Ant1_Hop

5. Time of occupancy

5.1.Test Result

TestMode	Antenna	Channel	BurstWidth [ms]	TotalHops [Num]	Result[s]	Limit[s]	Verdict
DH1	Ant1	Hop	0.386	320	0.124	≤0.4	PASS
DH3	Ant1	Hop	1.636	160	0.262	≤0.4	PASS
DH5	Ant1	Hop	2.875	106.67	0.307	≤0.4	PASS
2DH1	Ant1	Hop	0.379	320	0.121	≤0.4	PASS
2DH3	Ant1	Hop	1.624	160	0.26	≤0.4	PASS
2DH5	Ant1	Hop	2.865	106.67	0.306	≤0.4	PASS
3DH1	Ant1	Hop	0.378	320	0.121	≤0.4	PASS
3DH3	Ant1	Hop	1.620	160	0.259	≤0.4	PASS
3DH5	Ant1	Hop	2.863	106.67	0.305	≤0.4	PASS

5.2.Test Graphs

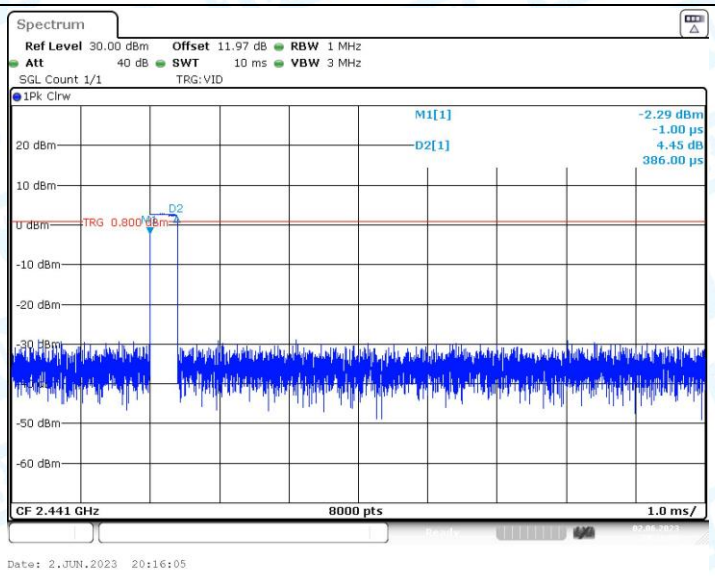

DH1_Ant1_Hop

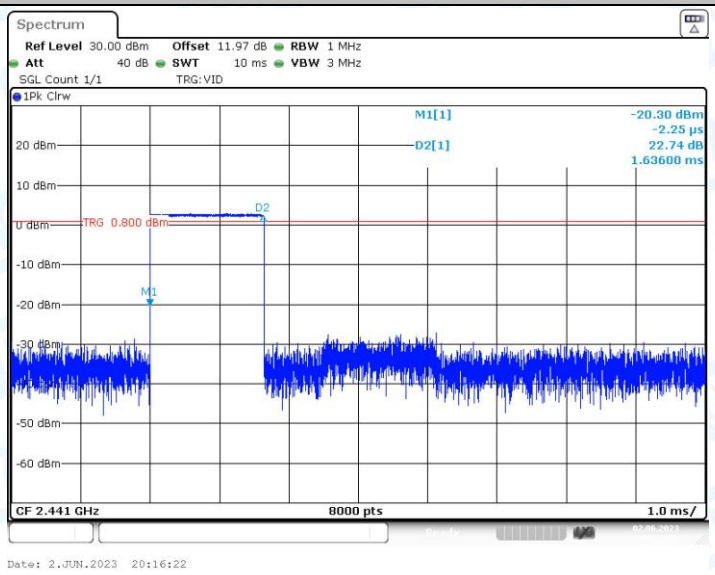

DH3_Ant1_Hop

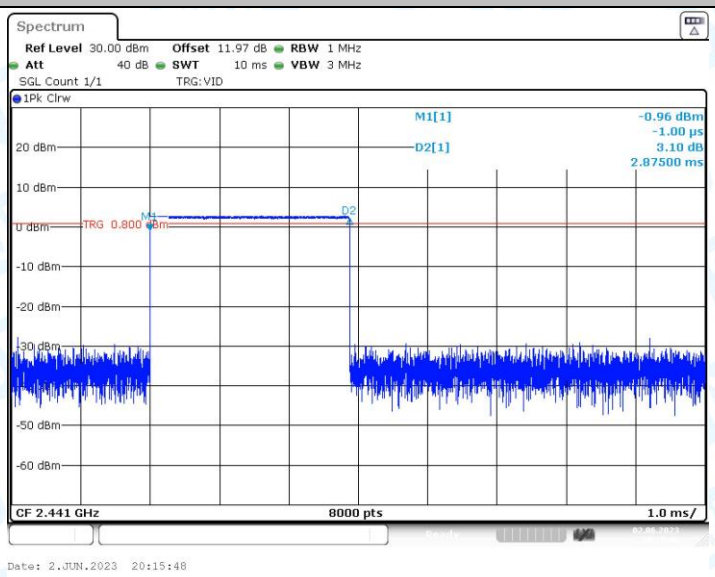

DH5_Ant1_Hop

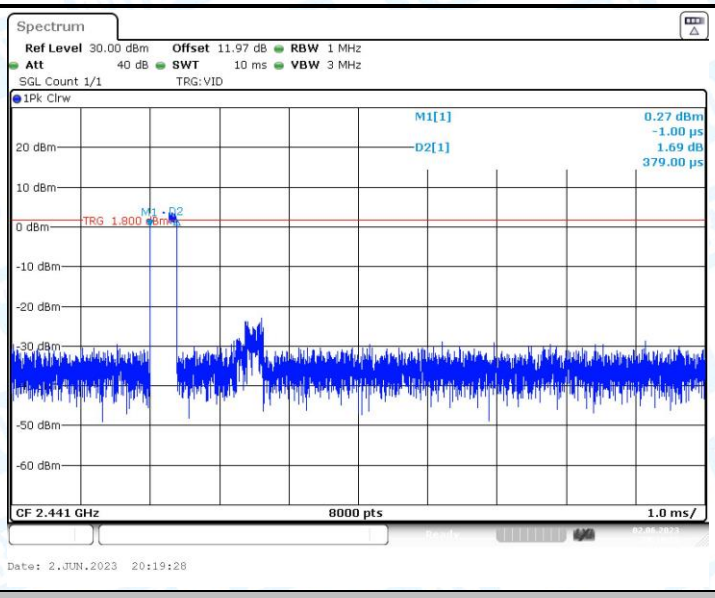

2DH1_Ant1_Hop

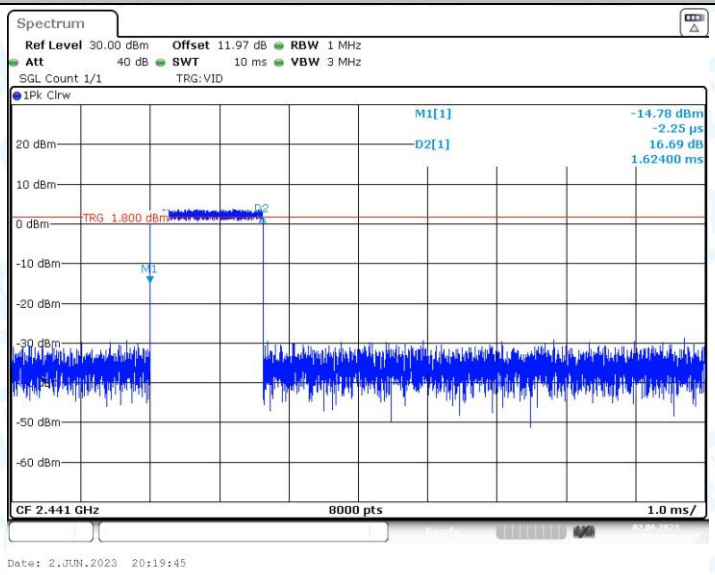

2DH3_Ant1_Hop

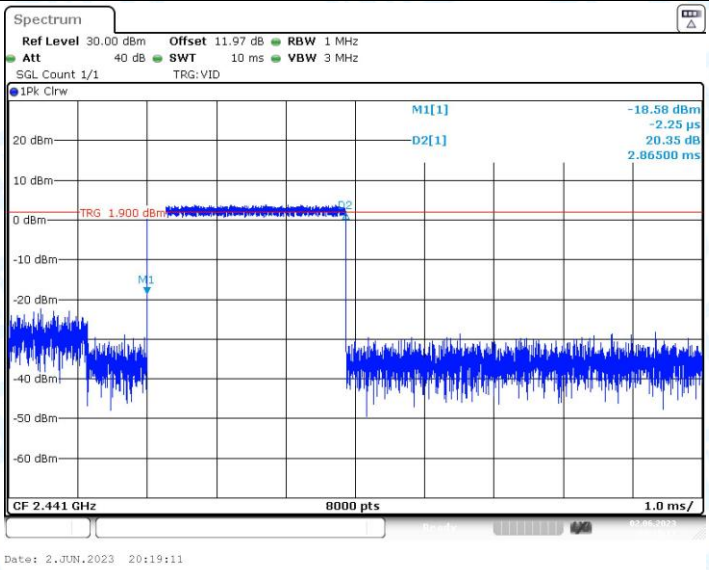

2DH5_Ant1_Hop

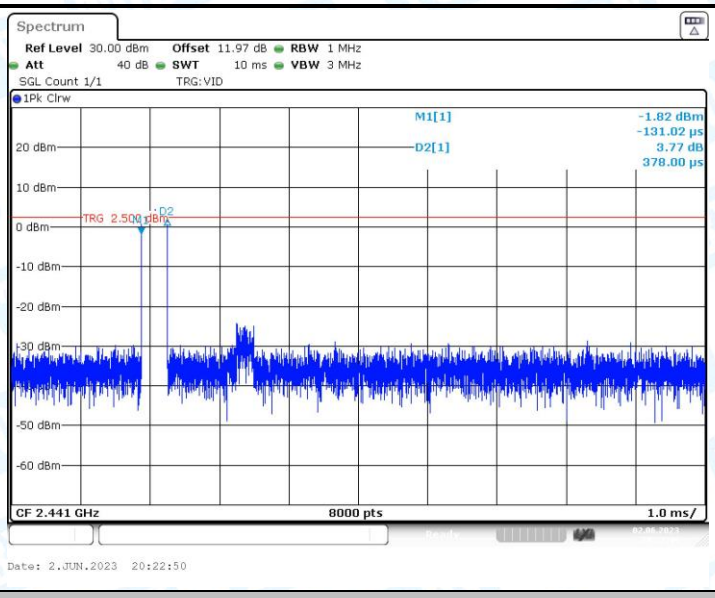

3DH1_Ant1_Hop

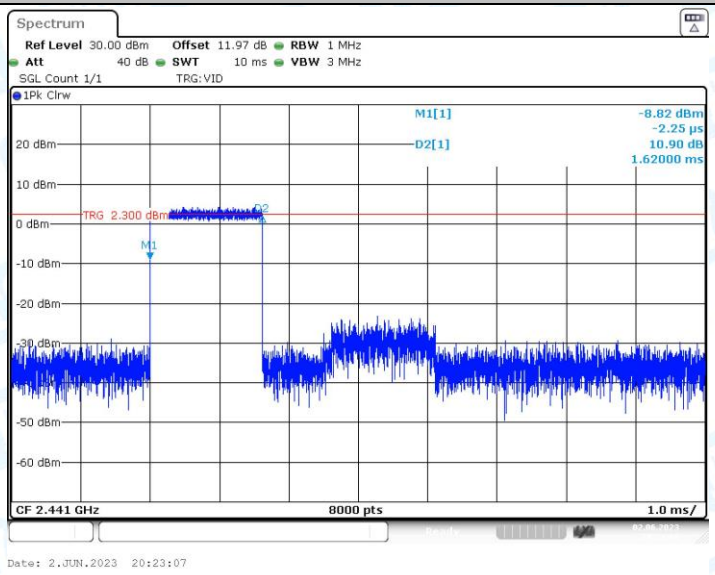

3DH3_Ant1_Hop

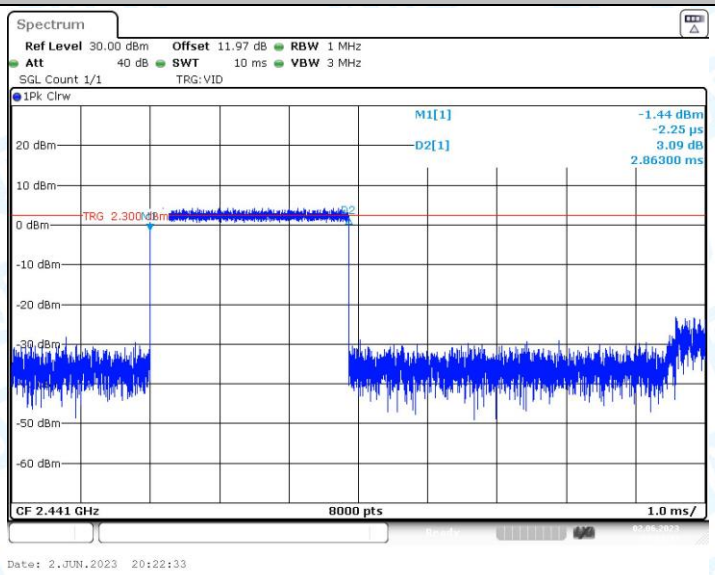

3DH5_Ant1_Hop

6. Number of hopping channels

6.1.Test Result

TestMode	Antenna	Channel	Result[Num]	Limit[Num]	Verdict
DH5	Ant1	Hop	79	≥15	PASS
2DH5	Ant1	Hop	79	≥15	PASS
3DH5	Ant1	Hop	79	≥15	PASS

6.2.Test Graphs

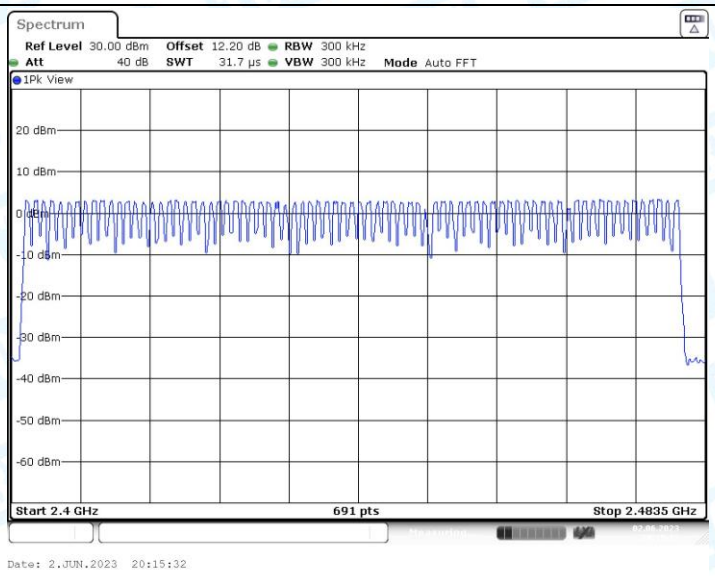

DH5_Ant1_Hop

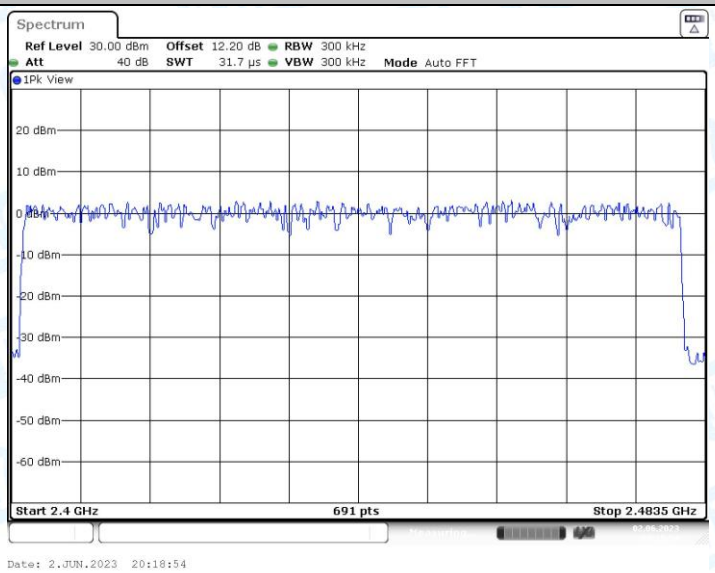

2DH5_Ant1_Hop

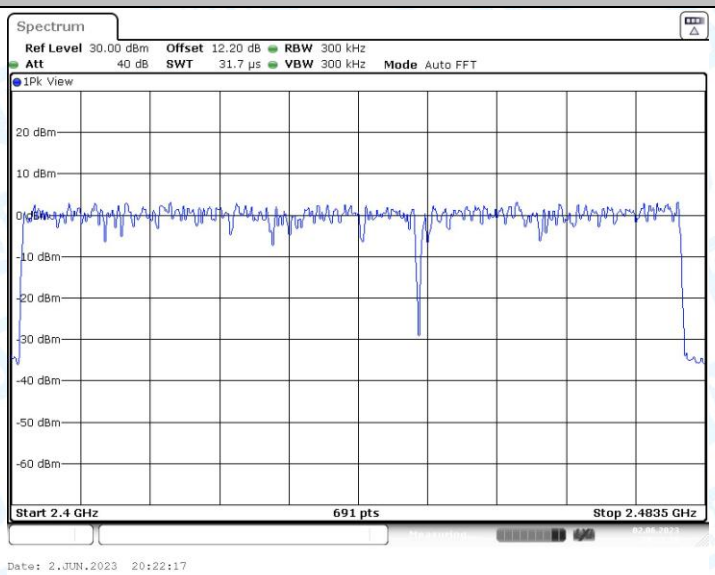

3DH5_Ant1_Hop

7.Band edge measurements

7.1.Test Result

TestMode	Antenna	ChName	Channel	RefLevel [dBm]	Result [dBm]	Limit [dBm]	Verdict
DH5	Ant1	Low	2402	3.25	-46.69	≤-16.75	PASS
		High	2480	3.15	-46.39	≤-16.85	PASS
		Low	Hop_2402	2.14	-47.26	≤-17.86	PASS
		High	Hop_2480	2.74	-46.53	≤-17.26	PASS
2DH5	Ant1	Low	2402	3.09	-47.28	≤-16.91	PASS
		High	2480	3.04	-45.55	≤-16.96	PASS
		Low	Hop_2402	1.77	-48	≤-18.23	PASS
		High	Hop_2480	-0.30	-46.6	≤-20.3	PASS
3DH5	Ant1	Low	2402	3.14	-47.17	≤-16.86	PASS
		High	2480	2.02	-46.32	≤-17.98	PASS
		Low	Hop_2402	0.47	-48.08	≤-19.53	PASS
		High	Hop_2480	1.16	-46.19	≤-18.84	PASS

7.2.Test Graphs

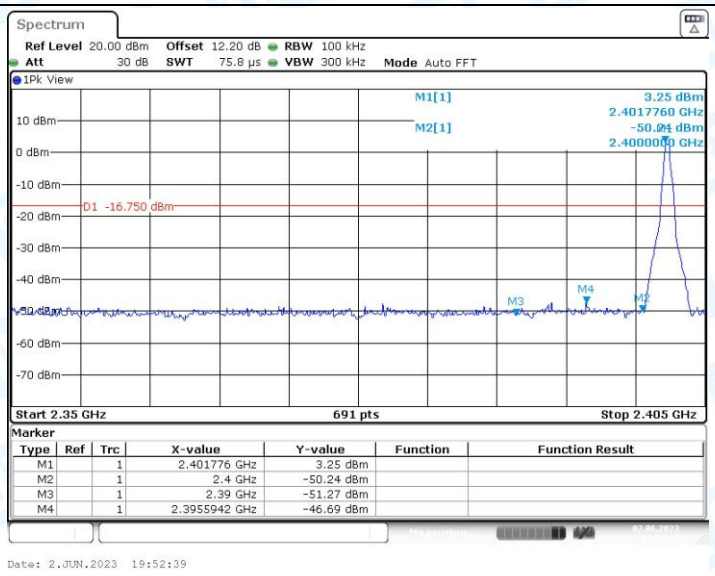

DH5_Ant1_Low_2402

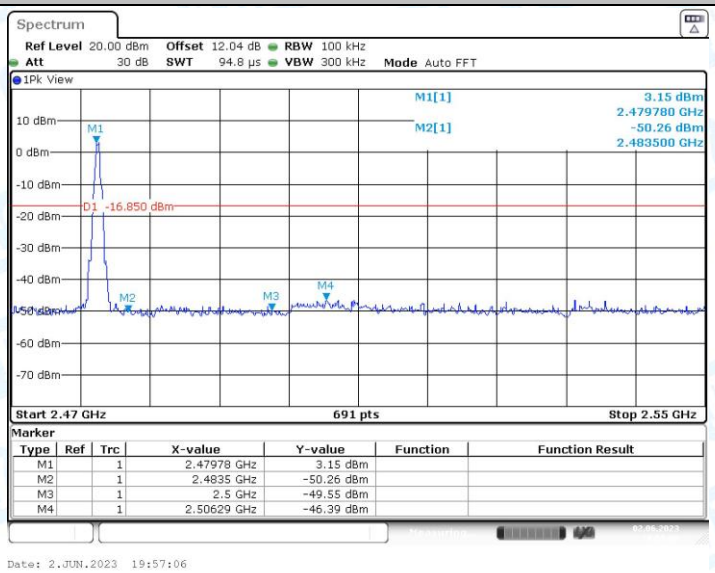

DH5_Ant1_High_2480

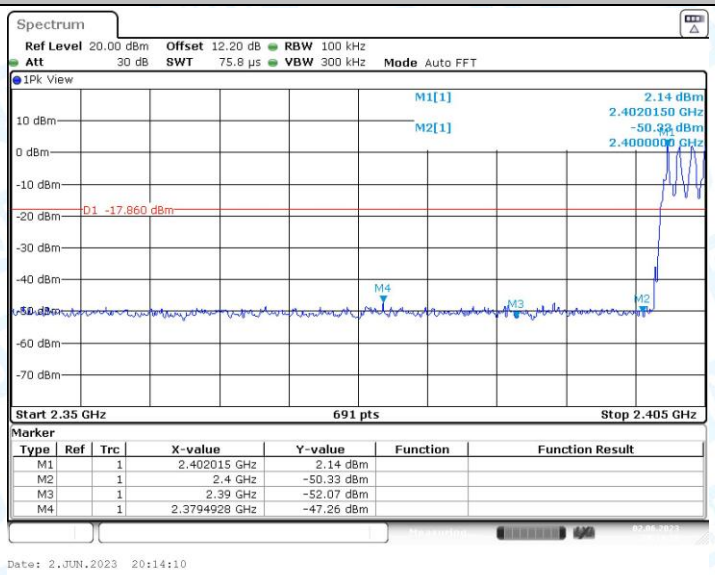

DH5_Ant1_Low_Hop_2402

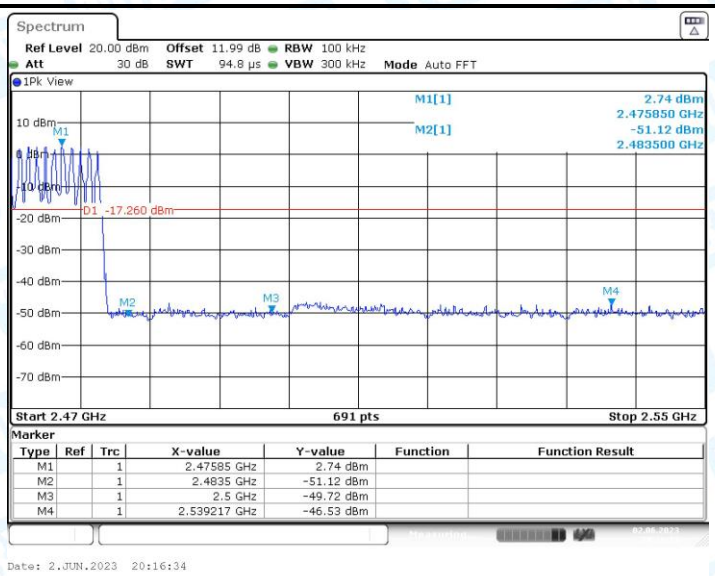

DH5_Ant1_High_Hop_2480

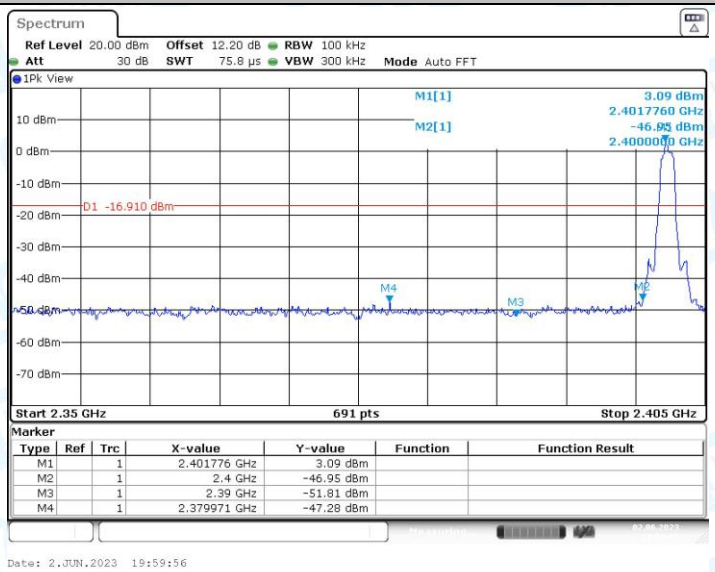

2DH5_Ant1_Low_2402

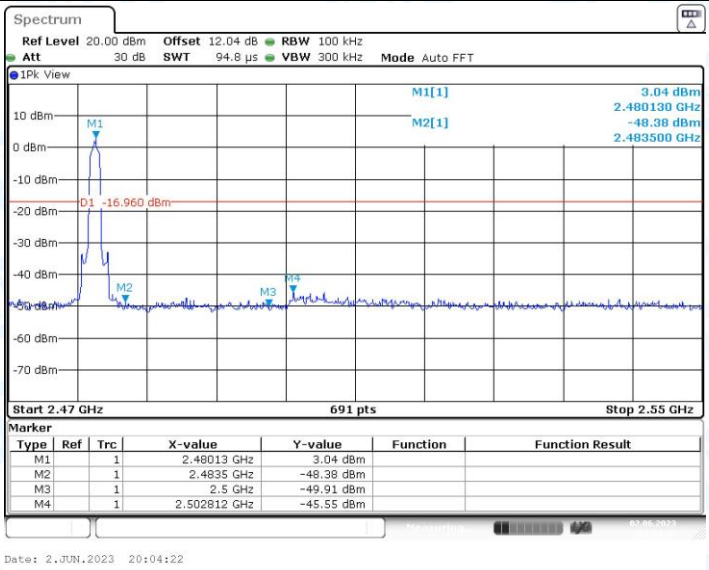

2DH5_Ant1_High_2480

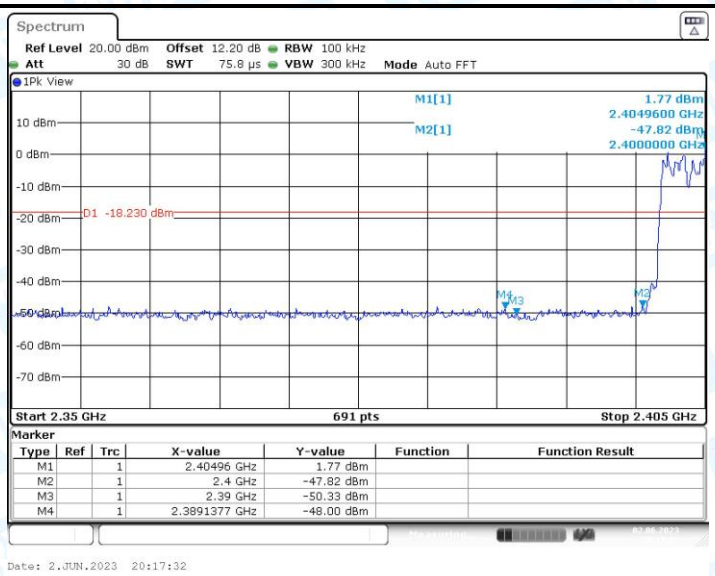

2DH5_Ant1_Low_Hop_2402

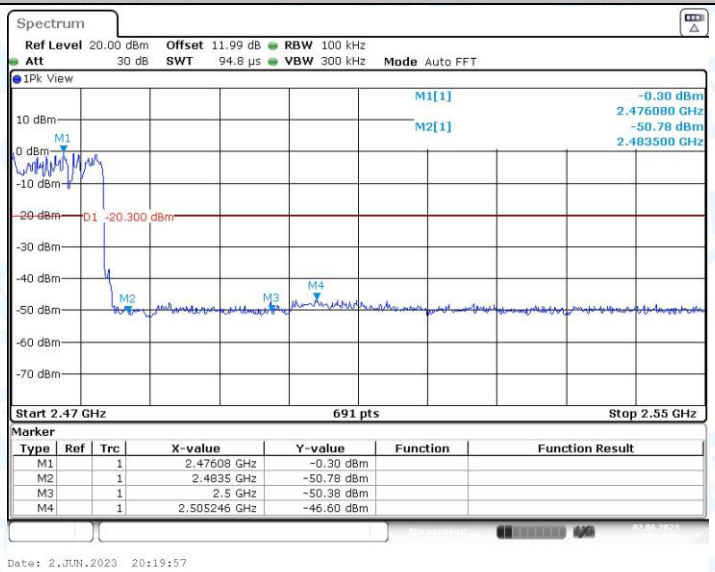

2DH5_Ant1_High_Hop_2480

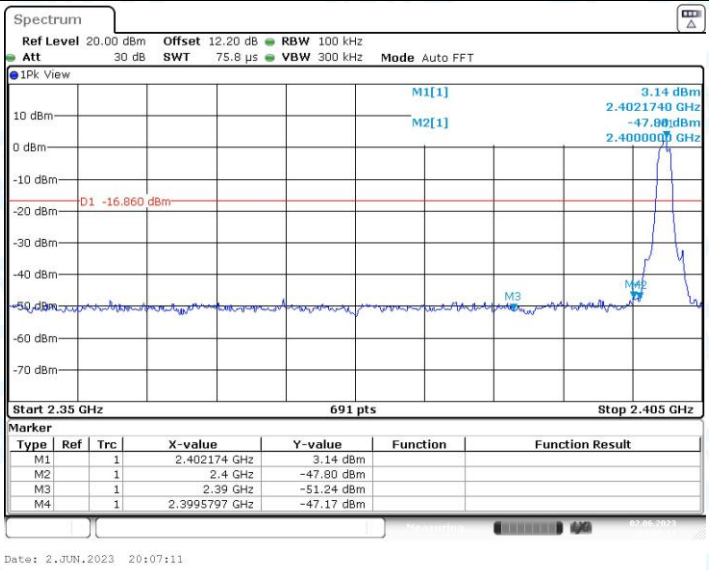

3DH5_Ant1_Low_2402

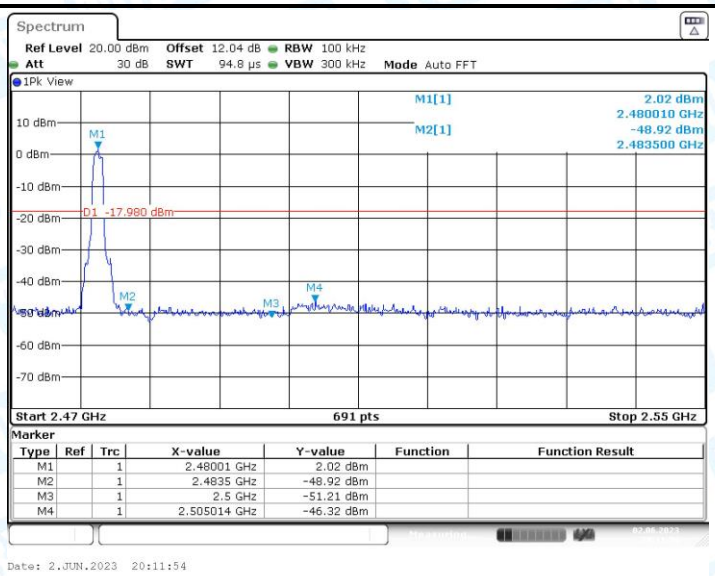

3DH5_Ant1_High_2480

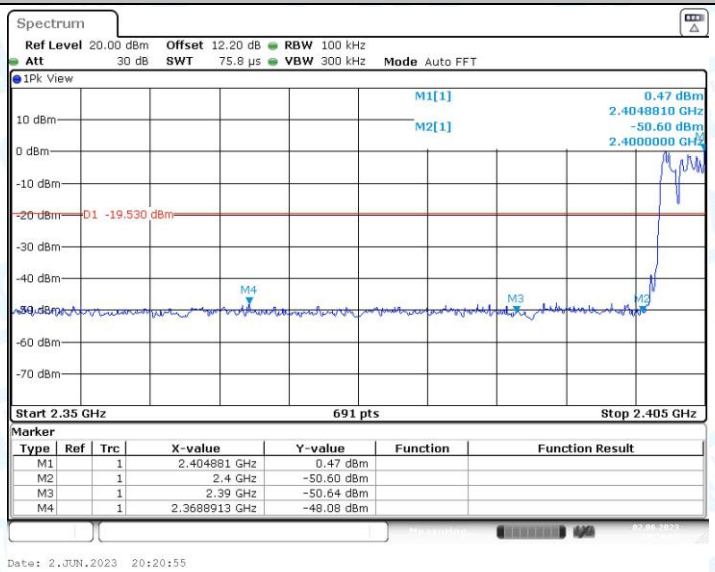

3DH5_Ant1_Low_Hop_2402

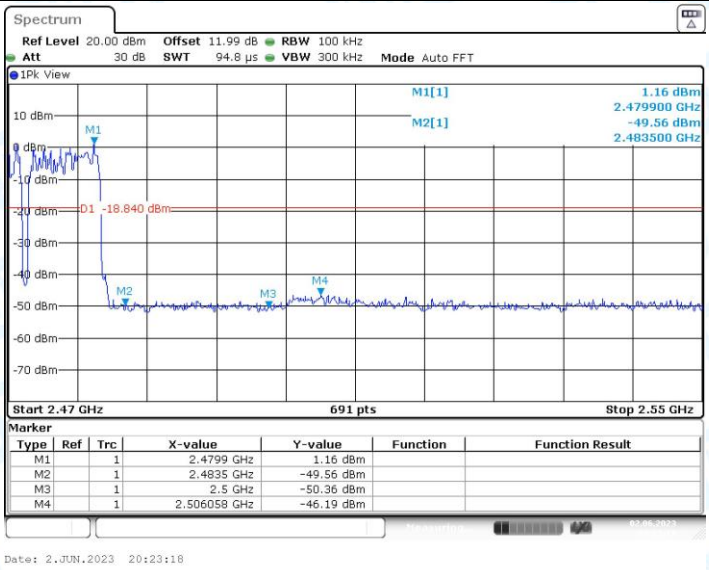

3DH5_Ant1_High_Hop_2480

8. Conducted Spurious Emission

8.1.Test Result

TestMode	Antenna	Channel	FreqRange [MHz]	RefLevel [dBm]	Result [dBm]	Limit [dBm]	Verdict
DH5	Ant1	2402	Reference	3.07	3.07	---	PASS
			30~1000	3.07	-57.35	≤-16.93	PASS
			1000~26500	3.07	-48.83	≤-16.93	PASS
		2441	Reference	2.64	2.64	---	PASS
			30~1000	2.64	-57.91	≤-17.36	PASS
			1000~26500	2.64	-48.65	≤-17.36	PASS
		2480	Reference	3.11	3.11	---	PASS
			30~1000	3.11	-58.09	≤-16.89	PASS
			1000~26500	3.11	-48.47	≤-16.89	PASS
2DH5	Ant1	2402	Reference	2.93	2.93	---	PASS
			30~1000	2.93	-57.76	≤-17.07	PASS
			1000~26500	2.93	-48.45	≤-17.07	PASS
		2441	Reference	2.50	2.50	---	PASS
			30~1000	2.50	-58.43	≤-17.5	PASS
			1000~26500	2.50	-49.02	≤-17.5	PASS
		2480	Reference	2.95	2.95	---	PASS
			30~1000	2.95	-57.76	≤-17.05	PASS
			1000~26500	2.95	-49.24	≤-17.05	PASS
3DH5	Ant1	2402	Reference	3.05	3.05	---	PASS
			30~1000	3.05	-56.87	≤-16.95	PASS
			1000~26500	3.05	-48.81	≤-16.95	PASS
		2441	Reference	2.64	2.64	---	PASS
			30~1000	2.64	-58.67	≤-17.36	PASS
			1000~26500	2.64	-49.06	≤-17.36	PASS
		2480	Reference	3.05	3.05	---	PASS
			30~1000	3.05	-58.24	≤-16.95	PASS
			1000~26500	3.05	-48.31	≤-16.95	PASS

8.2.Test Graphs

DH5_Ant1_2402_0~Reference

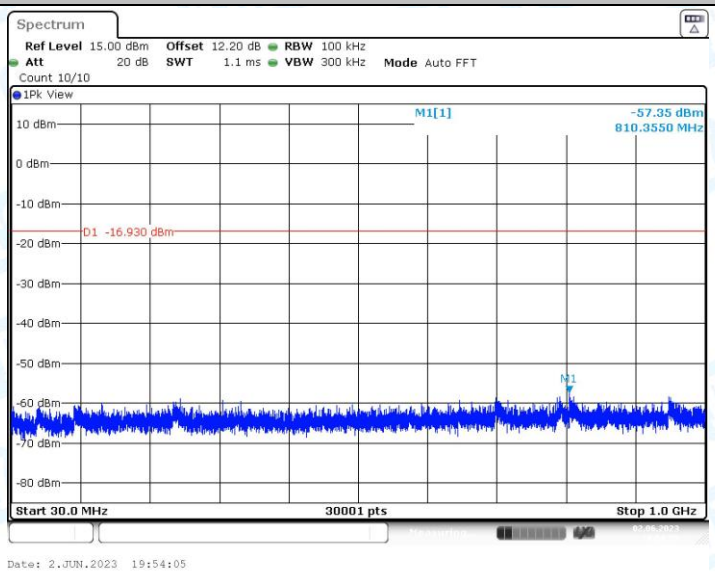

DH5_Ant1_2402_30~1000

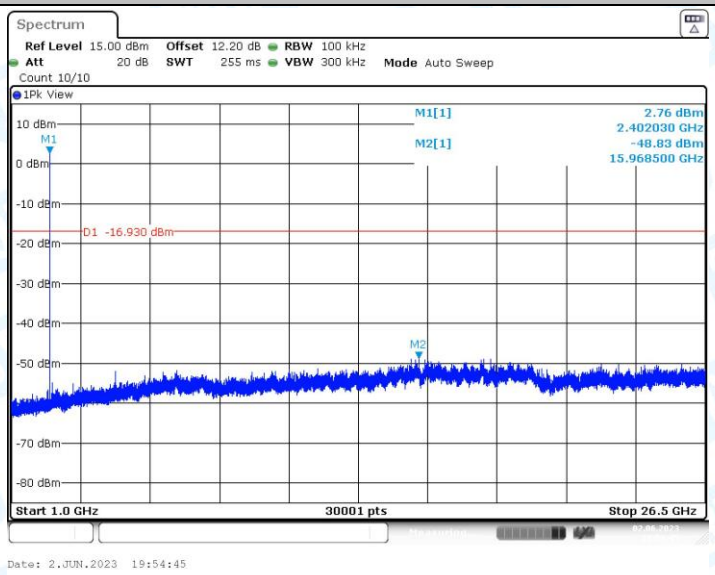

DH5_Ant1_2402_1000~26500

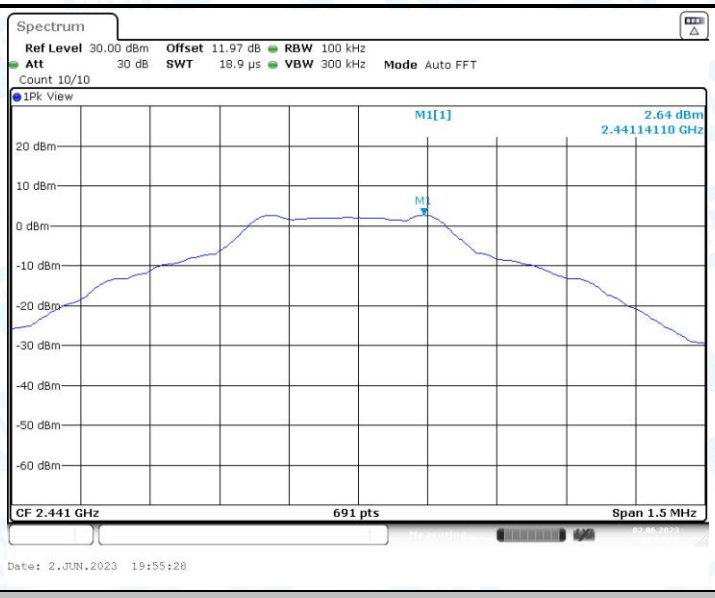

DH5_Ant1_2441_0~Reference

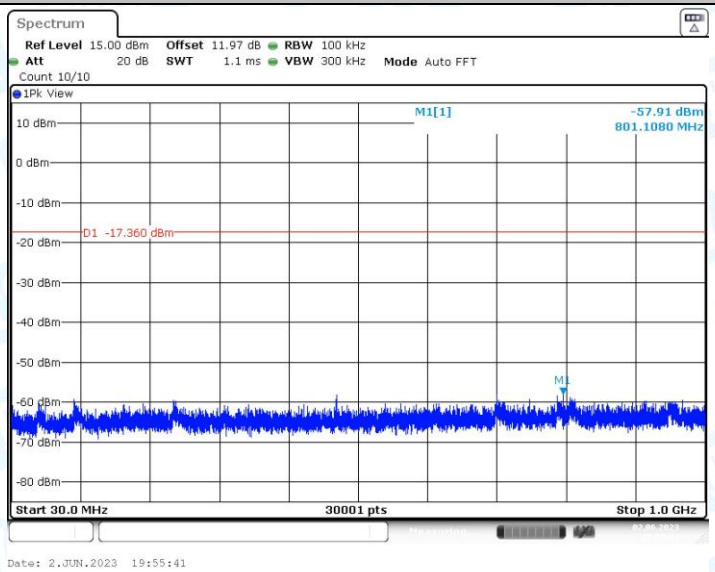

DH5_Ant1_2441_30~1000

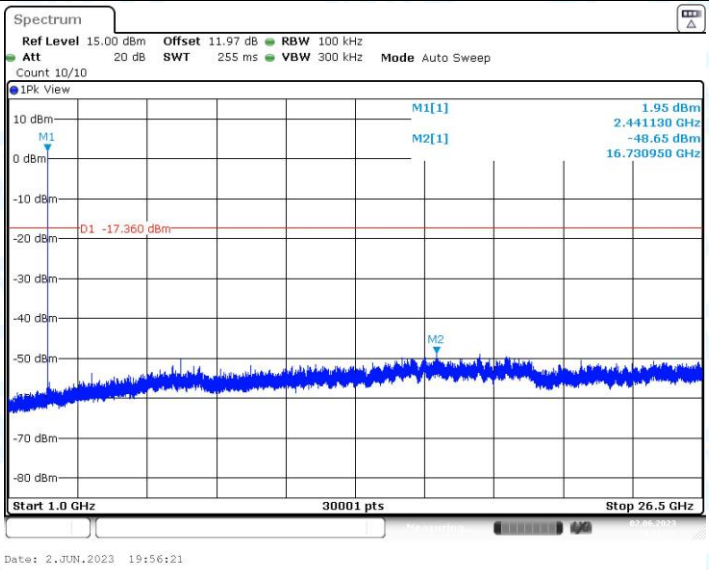

DH5_Ant1_2441_1000~26500

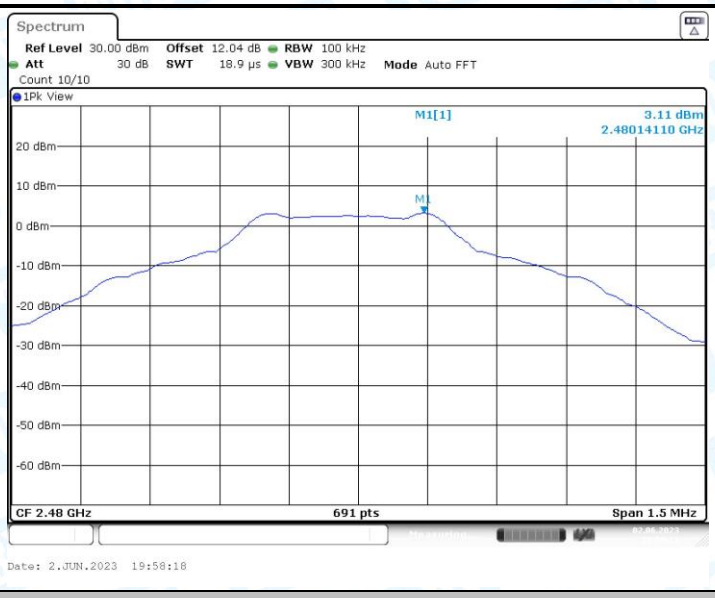

DH5_Ant1_2480_0~Reference

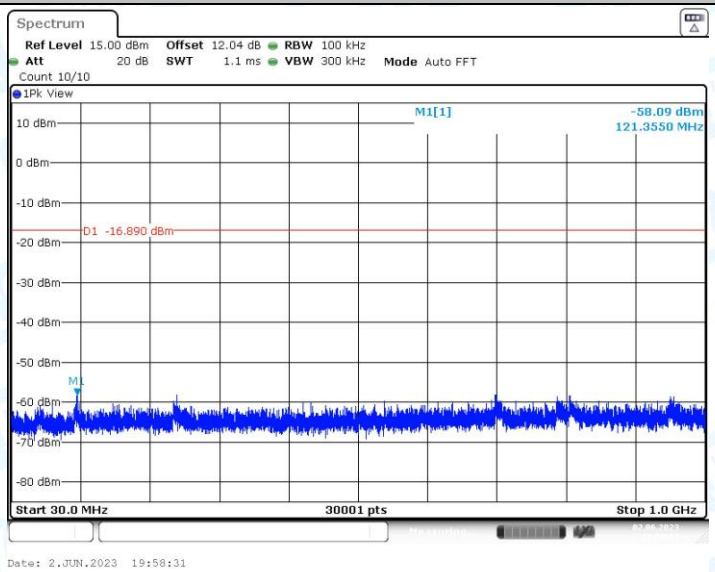

DH5_Ant1_2480_30~1000

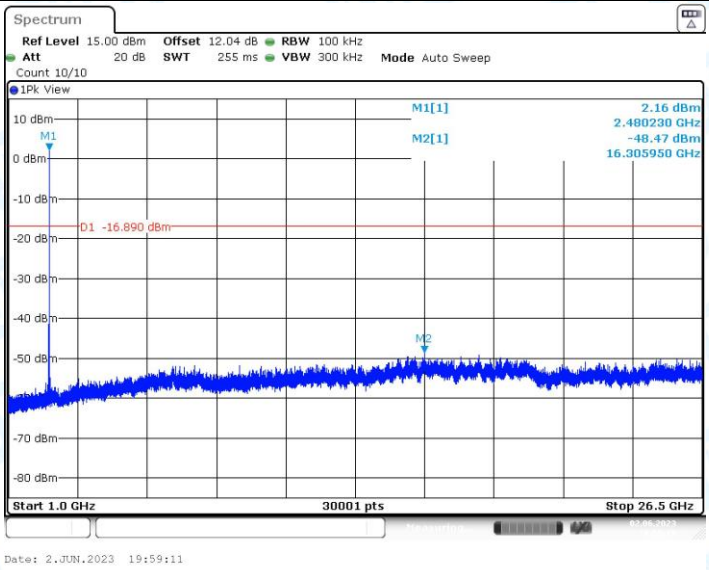

DH5_Ant1_2480_1000~26500

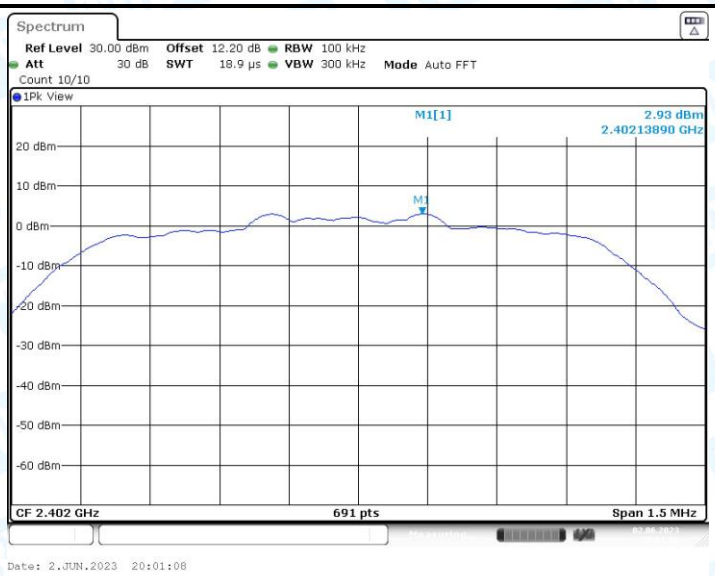

2DH5_Ant1_2402_0~Reference

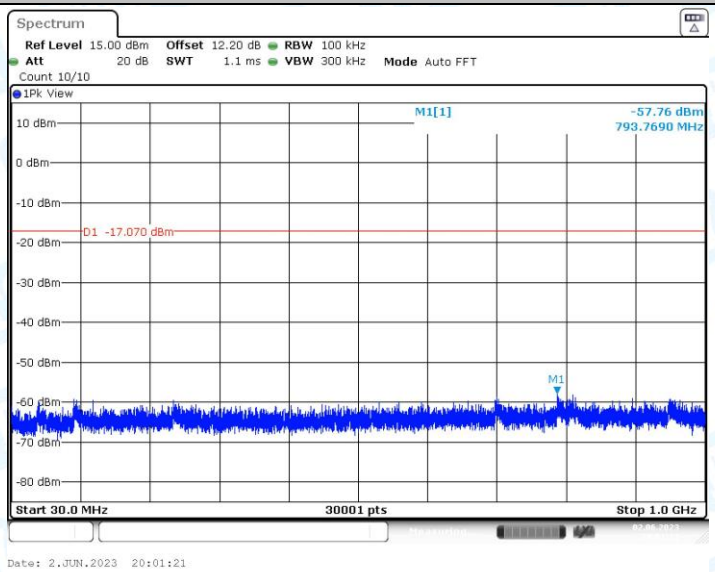

2DH5_Ant1_2402_30~1000

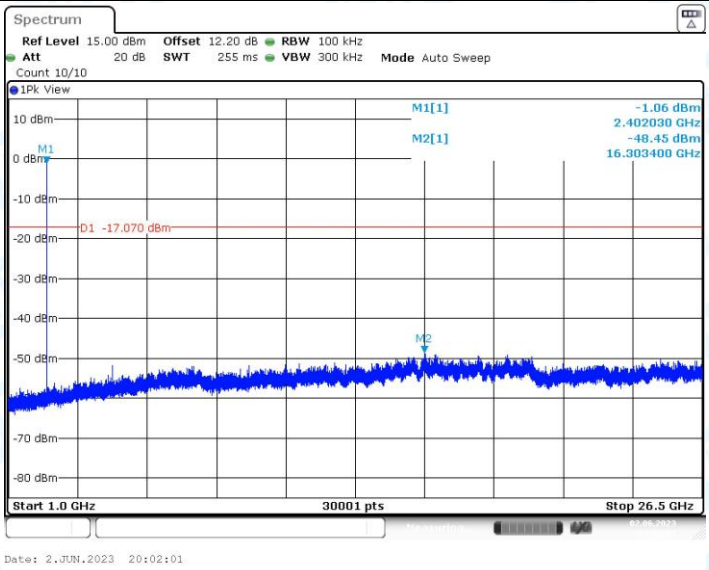

2DH5_Ant1_2402_1000~26500