Plot 1#: GSM 850_Head Left Cheek_Mid

DUT: 4G flip phone; Type: V909T; Serial: SZNS220909-40985E-SA-S1

Communication System: UID 0, Generic GSM (0); Frequency: 836.6 MHz;Duty Cycle: 1:8
Medium parameters used (interpolated): f = 836.6 MHz; σ = 0.942 S/m; ε_r = 41.369; ρ = 1000 kg/m^3
Phantom section: Left Section

DASY5 Configuration:

- Probe: EX3DV4- SN7441; ConvF(10.04, 10.04, 10.04); Calibrated: 2022/05/16
- Sensor-Surface: 4mm (Mechanical Surface Detection)
- Electronics: DAE4 Sn1211; Calibrated: 2022/03/01
- Phantom: Twin SAM; Type: QD000P40CD; Serial: TP:1744
- Measurement SW: DASY52, Version 52.10 (4); SEMCAD X Version 14.6.14 (7501)

Head Left Cheek/GSM 850 Mid/Area Scan (8x10x1): Measurement grid: dx=15mm, dy=15mm
Maximum value of SAR (measured) = 0.263 W/kg

Head Left Cheek/GSM 850 Mid/Zoom Scan (5x5x7)/Cube 0: Measurement grid: dx=8mm, dy=8mm, dz=5mm
Reference Value = 7.086 V/m; Power Drift = -0.08 dB
Peak SAR (extrapolated) = 0.364 W/kg
SAR(1 g) = 0.235 W/kg; SAR(10 g) = 0.143 W/kg
Maximum value of SAR (measured) = 0.257 W/kg

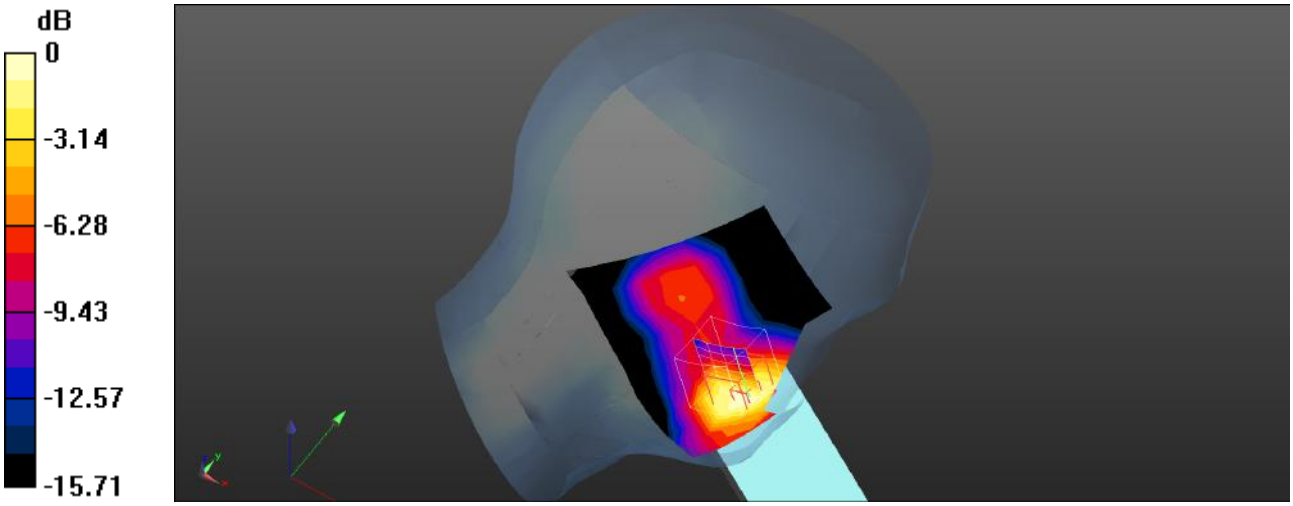

0 dB = 0.257 W/kg = -5.90 dBW/kg

Plot 2#: GSM 850_Head Left Tilt_Mid

DUT: 4G flip phone; Type: V909T; Serial: SZNS220909-40985E-SA-S1

Communication System: UID 0, Generic GSM (0); Frequency: 836.6 MHz;Duty Cycle: 1:8
Medium parameters used (interpolated): f = 836.6 MHz; σ = 0.942 S/m; ε_r = 41.369; ρ = 1000 kg/m^3
Phantom section: Left Section

DASY5 Configuration:

- Probe: EX3DV4- SN7441; ConvF(10.04, 10.04, 10.04); Calibrated: 2022/05/16
- Sensor-Surface: 4mm (Mechanical Surface Detection)
- Electronics: DAE4 Sn1211; Calibrated: 2022/03/01
- Phantom: Twin SAM; Type: QD000P40CD; Serial: TP:1744
- Measurement SW: DASY52, Version 52.10 (4); SEMCAD X Version 14.6.14 (7501)

Head Left Tilt/GSM 850 Mid/Area Scan (8x10x1): Measurement grid: dx=15mm, dy=15mm
Maximum value of SAR (measured) = 0.0936 W/kg

Head Left Tilt/GSM 850 Mid/Zoom Scan (5x5x7)/Cube 0: Measurement grid: dx=8mm, dy=8mm, dz=5mm
Reference Value = 5.664 V/m; Power Drift = -0.09 dB
Peak SAR (extrapolated) = 0.121 W/kg
SAR(1 g) = 0.085 W/kg; SAR(10 g) = 0.054 W/kg
Maximum value of SAR (measured) = 0.0909 W/kg

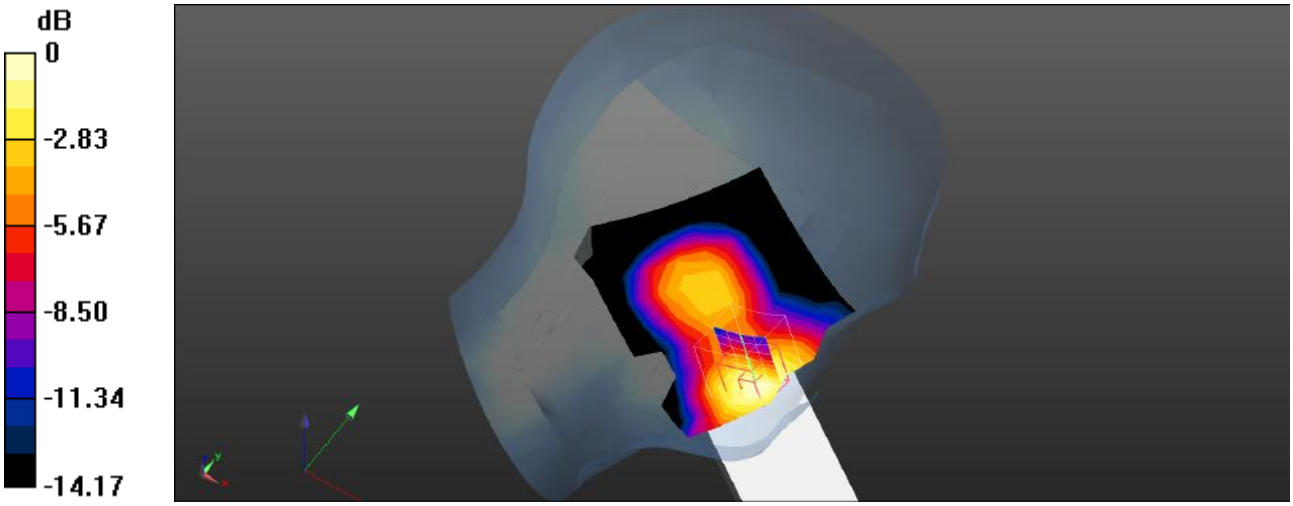

0 dB = 0.0909 W/kg = -10.41 dBW/kg

Plot 3#: GSM 850_Head Right Cheek_Mid

DUT: 4G flip phone; Type: V909T; Serial: SZNS220909-40985E-SA-S1

Communication System: UID 0, Generic GSM (0); Frequency: 836.6 MHz;Duty Cycle: 1:8
Medium parameters used (interpolated): f = 836.6 MHz; σ = 0.942 S/m; ε_r = 41.369; ρ = 1000 kg/m^3
Phantom section: Right Section

DASY5 Configuration:

- Probe: EX3DV4- SN7441; ConvF(10.04, 10.04, 10.04); Calibrated: 2022/05/16
- Sensor-Surface: 4mm (Mechanical Surface Detection)
- Electronics: DAE4 Sn1211; Calibrated: 2022/03/01
- Phantom: Twin SAM; Type: QD000P40CD; Serial: TP:1744
- Measurement SW: DASY52, Version 52.10 (4); SEMCAD X Version 14.6.14 (7501)

Head Right Cheek/GSM 850 Mid/Area Scan (8x10x1): Measurement grid: dx=15mm, dy=15mm
Maximum value of SAR (measured) = 0.135 W/kg

Head Right Cheek/GSM 850 Mid/Zoom Scan (5x5x7)/Cube 0: Measurement grid: dx=8mm, dy=8mm, dz=5mm
Reference Value = 2.161 V/m; Power Drift = 0.02 dB
Peak SAR (extrapolated) = 0.197 W/kg
SAR(1 g) = 0.131 W/kg; SAR(10 g) = 0.084 W/kg
Maximum value of SAR (measured) = 0.142 W/kg

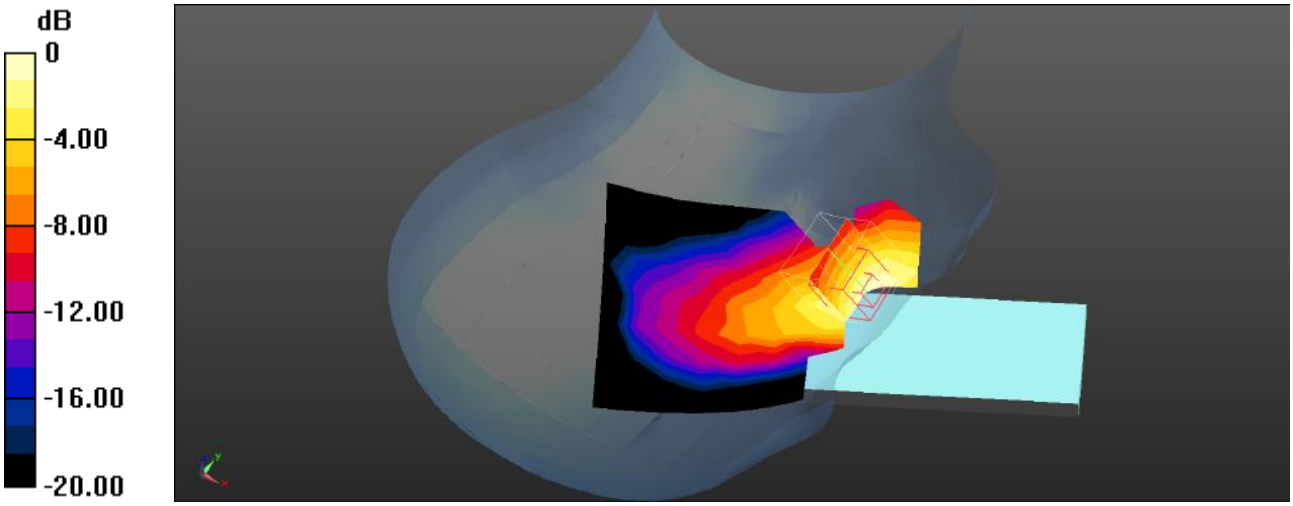

0 dB = 0.142 W/kg = -8.48 dBW/kg

Plot 4#: GSM 850_Head Right Tilt_Mid

DUT: 4G flip phone; Type: V909T; Serial: SZNS220909-40985E-SA-S1

Communication System: UID 0, Generic GSM (0); Frequency: 836.6 MHz;Duty Cycle: 1:8
Medium parameters used (interpolated): f = 836.6 MHz; σ = 0.942 S/m; ε_r = 41.369; ρ = 1000 kg/m^3
Phantom section: Right Section

DASY5 Configuration:

- Probe: EX3DV4- SN7441; ConvF(10.04, 10.04, 10.04); Calibrated: 2022/05/16
- Sensor-Surface: 4mm (Mechanical Surface Detection)
- Electronics: DAE4 Sn1211; Calibrated: 2022/03/01
- Phantom: Twin SAM; Type: QD000P40CD; Serial: TP:1744
- Measurement SW: DASY52, Version 52.10 (4); SEMCAD X Version 14.6.14 (7501)

Head Right Tilt/GSM 850 Mid/Area Scan (8x11x1): Measurement grid: dx=15mm, dy=15mm
Maximum value of SAR (measured) = 0.0200 W/kg

Head Right Tilt/GSM 850 Mid/Zoom Scan (5x5x7)/Cube 0: Measurement grid: dx=8mm, dy=8mm, dz=5mm
Reference Value = 2.562 V/m; Power Drift = -0.10 dB
Peak SAR (extrapolated) = 0.0260 W/kg
SAR(1 g) = 0.020 W/kg; SAR(10 g) = 0.015 W/kg
Maximum value of SAR (measured) = 0.0211 W/kg

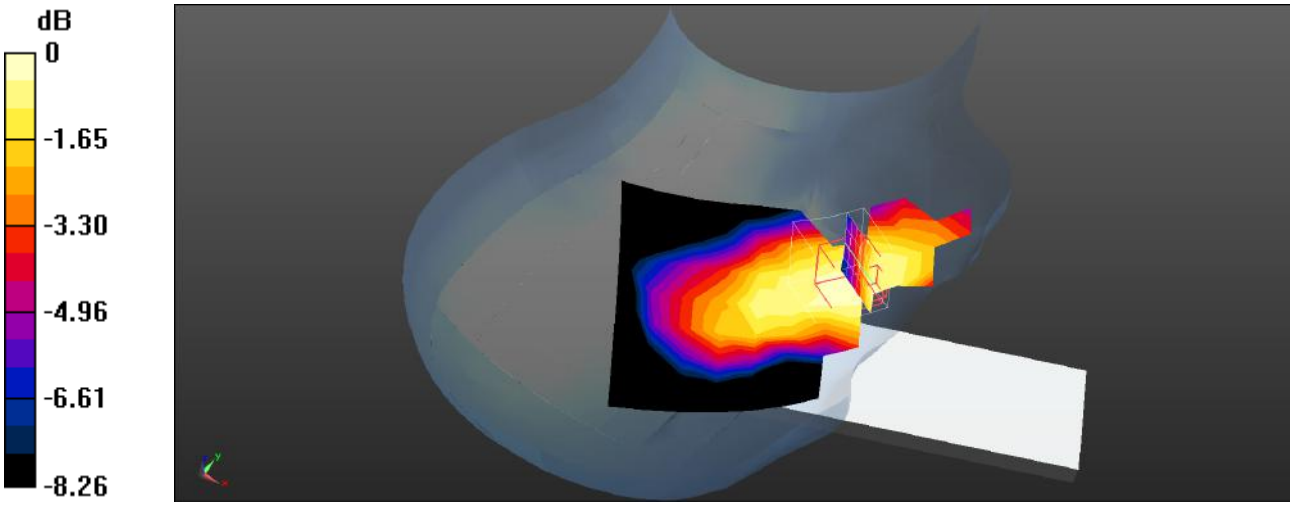

0 dB = 0.0211 W/kg = -16.76 dBW/kg

Plot 5#: GSM 850_Body Worn Back_Mid

DUT: 4G flip phone; Type: V909T; Serial: SZNS220909-40985E-SA-S1

Communication System: UID 0, Generic GSM (0); Frequency: 836.6 MHz;Duty Cycle: 1:8
Medium parameters used (interpolated): f = 836.6 MHz; σ = 0.942 S/m; ε_r = 41.369; ρ = 1000 kg/m^3
Phantom section: Flat Section

DASY5 Configuration:

- Probe: EX3DV4- SN7441; ConvF(10.04, 10.04, 10.04); Calibrated: 2022/05/16
- Sensor-Surface: 4mm (Mechanical Surface Detection)
- Electronics: DAE4 Sn1211; Calibrated: 2022/03/01
- Phantom: Twin SAM; Type: QD000P40CD; Serial: TP:1744
- Measurement SW: DASY52, Version 52.10 (4); SEMCAD X Version 14.6.14 (7501)

Body Worn Back/GSM 850 Mid/Area Scan (8x10x1): Measurement grid: dx=15mm, dy=15mm
Maximum value of SAR (measured) = 0.578 W/kg

Body Worn Back/GSM 850 Mid/Zoom Scan (5x5x7)/Cube 0: Measurement grid: dx=8mm, dy=8mm, dz=5mm
Reference Value = 25.33 V/m; Power Drift = -0.02 dB
Peak SAR (extrapolated) = 0.749 W/kg
SAR(1 g) = 0.541 W/kg; SAR(10 g) = 0.363 W/kg
Maximum value of SAR (measured) = 0.580 W/kg

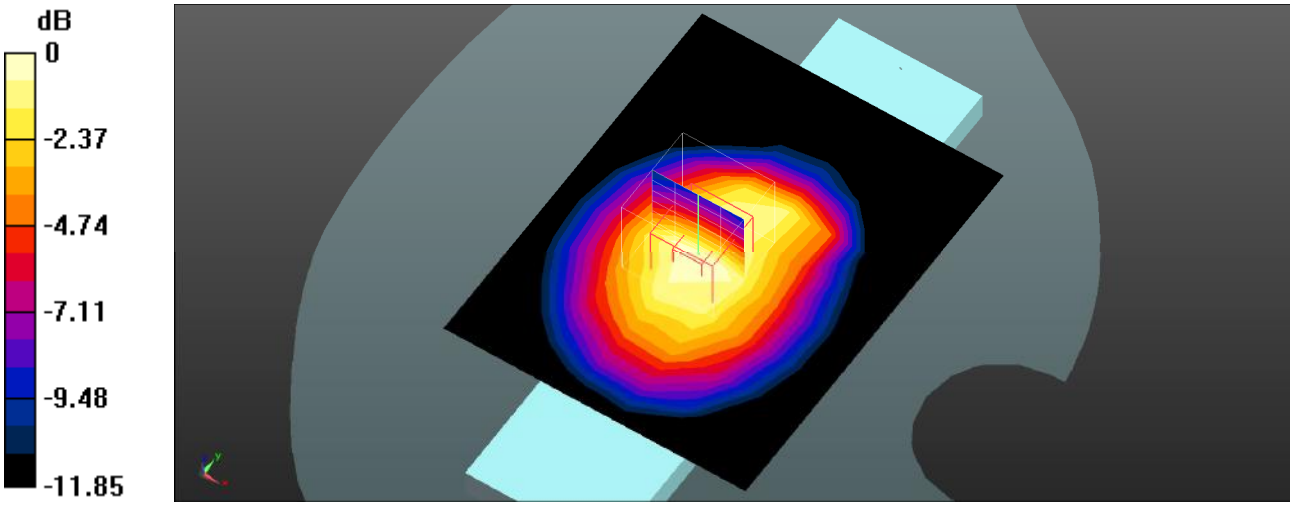

0 dB = 0.580 W/kg = -2.37 dBW/kg

Plot 6#: GSM 850_Body Back_Mid

DUT: 4G flip phone; Type: V909T; Serial: SZNS220909-40985E-SA-S1

Communication System: UID 0, Generic GPRS-3 slots (0); Frequency: 836.6 MHz;Duty Cycle: 1:2.66
Medium parameters used (interpolated): f = 836.6 MHz; σ = 0.942 S/m; ε_r = 41.369; ρ = 1000 kg/m^3
Phantom section: Flat Section

DASY5 Configuration:

- Probe: EX3DV4- SN7441; ConvF(10.04, 10.04, 10.04); Calibrated: 2022/05/16
- Sensor-Surface: 4mm (Mechanical Surface Detection)
- Electronics: DAE4 Sn1211; Calibrated: 2022/03/01
- Phantom: Twin SAM; Type: QD000P40CD; Serial: TP:1744
- Measurement SW: DASY52, Version 52.10 (4); SEMCAD X Version 14.6.14 (7501)

Body Back/GSM 850 Mid/Area Scan (7x14x1): Measurement grid: dx=15mm, dy=15mm
Maximum value of SAR (measured) = 0.564 W/kg

Body Back/GSM 850 Mid/Zoom Scan (5x5x7)/Cube 0: Measurement grid: dx=8mm, dy=8mm, dz=5mm
Reference Value = 25.90 V/m; Power Drift = -0.10 dB
Peak SAR (extrapolated) = 0.765 W/kg
SAR(1 g) = 0.550 W/kg; SAR(10 g) = 0.367 W/kg
Maximum value of SAR (measured) = 0.573 W/kg

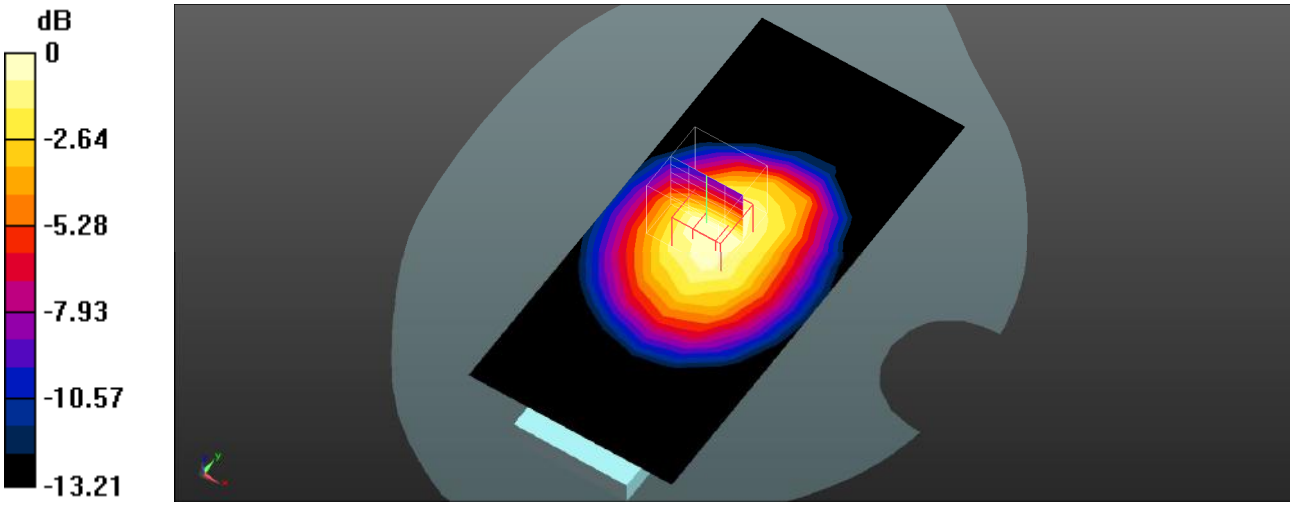

0 dB = 0.573 W/kg = -2.42 dBW/kg

Plot 7#: PCS 1900_Head Left Cheek_Mid

DUT: 4G flip phone; Type: V909T; Serial: SZNS220909-40985E-SA-S1

Communication System: UID 0, Generic GSM (0); Frequency: 1880 MHz;Duty Cycle: 1:8
Medium parameters used (interpolated): f = 1880 MHz; σ = 1.41 S/m; ε_r = 40.054; ρ = 1000 kg/m^3
Phantom section: Left Section

DASY5 Configuration:

- Probe: EX3DV4- SN7441; ConvF(7.94, 7.94, 7.94); Calibrated: 2022/05/16
- Sensor-Surface: 4mm (Mechanical Surface Detection)
- Electronics: DAE4 Sn1211; Calibrated: 2022/03/01
- Phantom: Twin SAM; Type: QD000P40CD; Serial: TP:1744
- Measurement SW: DASY52, Version 52.10 (4); SEMCAD X Version 14.6.14 (7501)

Head Left Cheek/GSM 1900 Mid/Area Scan (8x10x1): Measurement grid: dx=15mm, dy=15mm
Maximum value of SAR (measured) = 0.151 W/kg

Head Left Cheek/GSM 1900 Mid/Zoom Scan (5x5x7)/Cube 0: Measurement grid: dx=8mm, dy=8mm, dz=5mm
Reference Value = 2.160 V/m; Power Drift = -0.01 dB
Peak SAR (extrapolated) = 0.199 W/kg
SAR(1 g) = 0.139 W/kg; SAR(10 g) = 0.090 W/kg
Maximum value of SAR (measured) = 0.149 W/kg

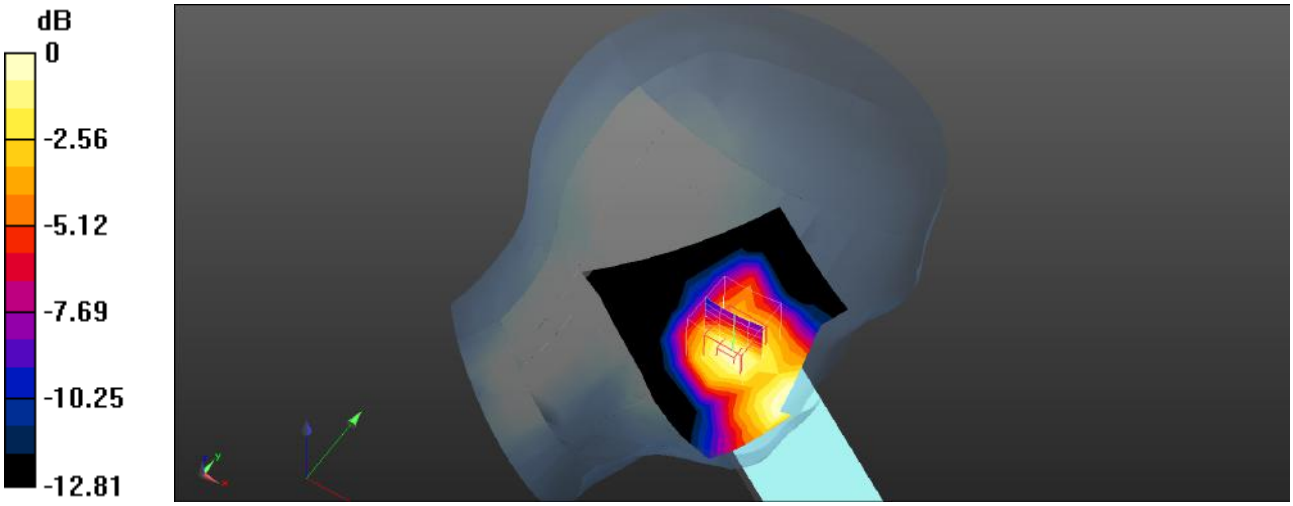

0 dB = 0.149 W/kg = -8.27 dBW/kg

Plot 8#: PCS 1900_Head Left Tilt_Mid

DUT: 4G flip phone; Type: V909T; Serial: SZNS220909-40985E-SA-S1

Communication System: UID 0, Generic GSM (0); Frequency: 1880 MHz;Duty Cycle: 1:8
Medium parameters used (interpolated): f = 1880 MHz; σ = 1.41 S/m; ε_r = 40.054; ρ = 1000 kg/m^3
Phantom section: Left Section

DASY5 Configuration:

- Probe: EX3DV4- SN7441; ConvF(7.94, 7.94, 7.94); Calibrated: 2022/05/16
- Sensor-Surface: 4mm (Mechanical Surface Detection)
- Electronics: DAE4 Sn1211; Calibrated: 2022/03/01
- Phantom: Twin SAM; Type: QD000P40CD; Serial: TP:1744
- Measurement SW: DASY52, Version 52.10 (4); SEMCAD X Version 14.6.14 (7501)

Head Left Tilt/GSM 1900 Mid/Area Scan (8x11x1): Measurement grid: dx=15mm, dy=15mm
Maximum value of SAR (measured) = 0.146 W/kg

Head Left Tilt/GSM 1900 Mid/Zoom Scan (5x5x7)/Cube 0: Measurement grid: dx=8mm, dy=8mm, dz=5mm
Reference Value = 5.572 V/m; Power Drift = -0.05 dB
Peak SAR (extrapolated) = 0.207 W/kg
SAR(1 g) = 0.143 W/kg; SAR(10 g) = 0.094 W/kg
Maximum value of SAR (measured) = 0.155 W/kg

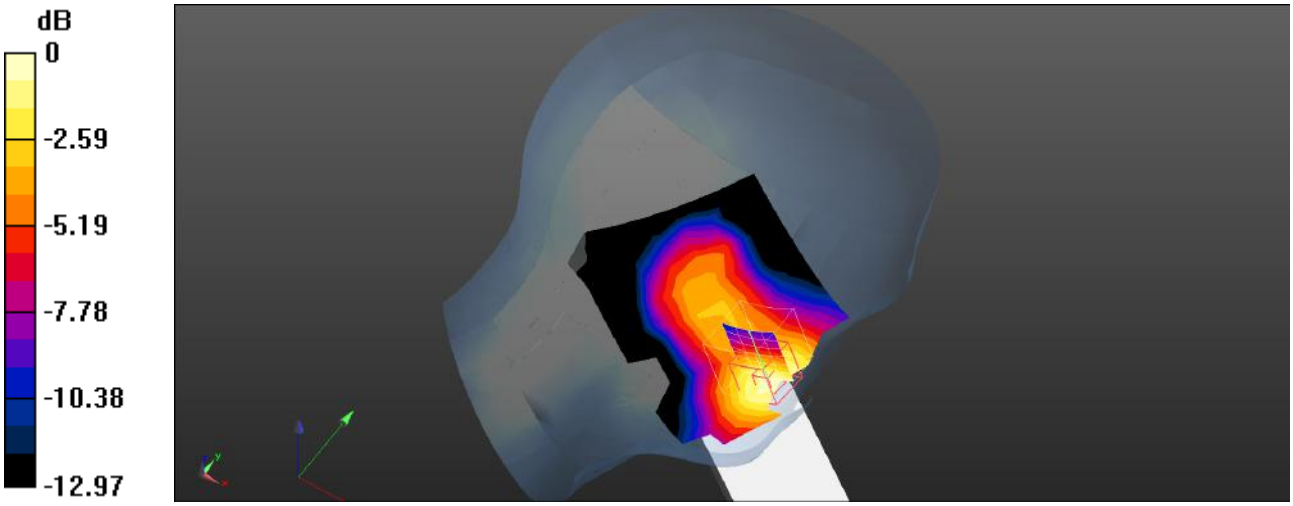

0 dB = 0.155 W/kg = -8.10 dBW/kg

Plot 9#: PCS 1900_Head Right Cheek_Mid

DUT: 4G flip phone; Type: V909T; Serial: SZNS220909-40985E-SA-S1

Communication System: UID 0, Generic GSM (0); Frequency: 1880 MHz;Duty Cycle: 1:8
Medium parameters used (interpolated): f = 1880 MHz; σ = 1.41 S/m; ε_r = 40.054; ρ = 1000 kg/m^3
Phantom section: Right Section

DASY5 Configuration:

- Probe: EX3DV4- SN7441; ConvF(7.94, 7.94, 7.94); Calibrated: 2022/05/16
- Sensor-Surface: 4mm (Mechanical Surface Detection)
- Electronics: DAE4 Sn1211; Calibrated: 2022/03/01
- Phantom: Twin SAM; Type: QD000P40CD; Serial: TP:1744
- Measurement SW: DASY52, Version 52.10 (4); SEMCAD X Version 14.6.14 (7501)

Head Right Cheek/GSM 1900 Mid/Area Scan (8x11x1): Measurement grid: dx=15mm, dy=15mm
Maximum value of SAR (measured) = 0.534 W/kg

Head Right Cheek/GSM 1900 Mid/Zoom Scan (5x5x7)/Cube 0: Measurement grid: dx=8mm, dy=8mm, dz=5mm
Reference Value = 3.155 V/m; Power Drift = 0.08 dB
Peak SAR (extrapolated) = 1.01 W/kg
SAR(1 g) = 0.465 W/kg; SAR(10 g) = n.a.
Maximum value of SAR (measured) = 0.613 W/kg

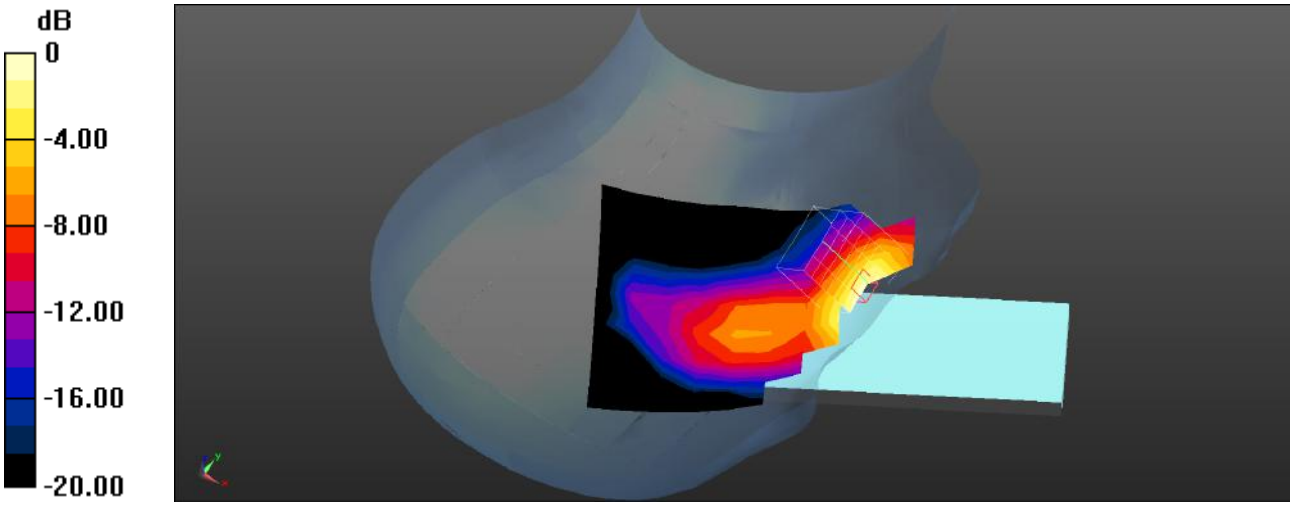

0 dB = 0.613 W/kg = -2.13 dBW/kg

Plot 10#: PCS 1900_Head Right Tilt_Mid

DUT: 4G flip phone; Type: V909T; Serial: SZNS220909-40985E-SA-S1

Communication System: UID 0, Generic GSM (0); Frequency: 1880 MHz;Duty Cycle: 1:8
Medium parameters used (interpolated): f = 1880 MHz; σ = 1.41 S/m; ε_r = 40.054; ρ = 1000 kg/m^3
Phantom section: Right Section

DASY5 Configuration:

- Probe: EX3DV4- SN7441; ConvF(7.94, 7.94, 7.94); Calibrated: 2022/05/16
- Sensor-Surface: 4mm (Mechanical Surface Detection)
- Electronics: DAE4 Sn1211; Calibrated: 2022/03/01
- Phantom: Twin SAM; Type: QD000P40CD; Serial: TP:1744
- Measurement SW: DASY52, Version 52.10 (4); SEMCAD X Version 14.6.14 (7501)

Head Right Tilt/GSM 1900 Mid/Area Scan (8x10x1): Measurement grid: dx=15mm, dy=15mm
Maximum value of SAR (measured) = 0.0493 W/kg

Head Right Tilt/GSM 1900 Mid/Zoom Scan (5x5x7)/Cube 0: Measurement grid: dx=8mm, dy=8mm, dz=5mm
Reference Value = 3.471 V/m; Power Drift = 0.02 dB
Peak SAR (extrapolated) = 0.0640 W/kg
SAR(1 g) = 0.045 W/kg; SAR(10 g) = 0.030 W/kg
Maximum value of SAR (measured) = 0.0479 W/kg

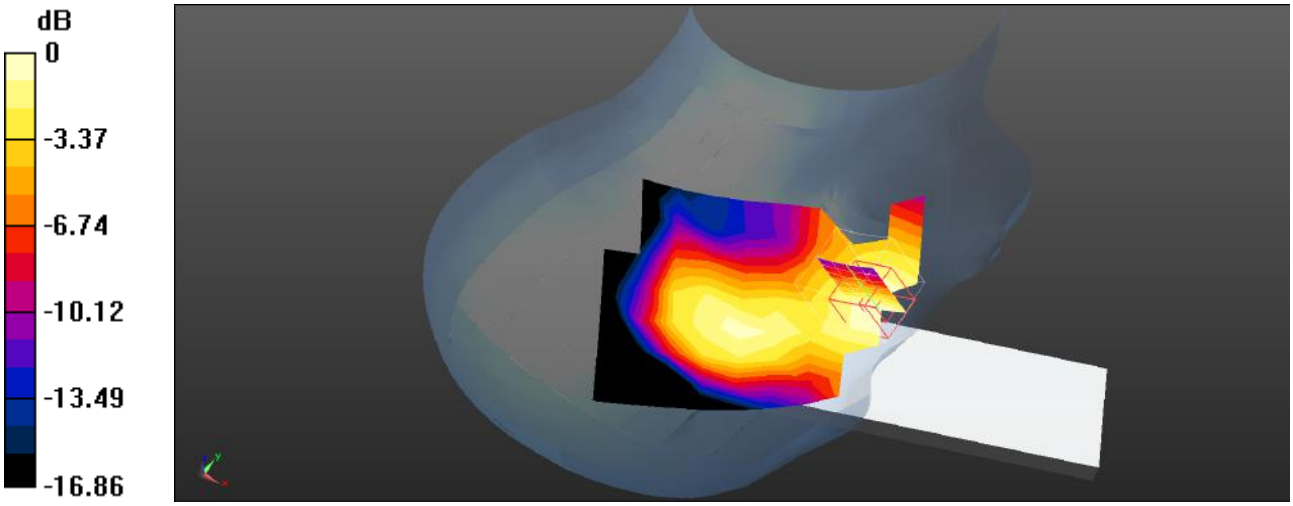

0 dB = 0.0479 W/kg = -13.20 dBW/kg

Plot 11#: PCS 1900_Body Worn Back_Low

DUT: 4G flip phone; Type: V909T; Serial: SZNS220909-40985E-SA-S1

Communication System: UID 0, Generic GSM (0); Frequency: 1850.2 MHz;Duty Cycle: 1:8
Medium parameters used (interpolated): f = 1850.2 MHz; σ = 1.397 S/m; ε_r = 39.785; ρ = 1000 kg/m^3
Phantom section: Flat Section

DASY5 Configuration:

- Probe: EX3DV4- SN7441; ConvF(7.94, 7.94, 7.94); Calibrated: 2022/05/16
- Sensor-Surface: 4mm (Mechanical Surface Detection)
- Electronics: DAE4 Sn1211; Calibrated: 2022/03/01
- Phantom: Twin SAM; Type: QD000P40CD; Serial: TP:1744
- Measurement SW: DASY52, Version 52.10 (4); SEMCAD X Version 14.6.14 (7501)

Body Worn Back/GSM 1900 Low/Area Scan (7x14x1): Measurement grid: dx=15mm, dy=15mm
Maximum value of SAR (measured) = 0.948 W/kg

Body Worn Back/GSM 1900 Low/Zoom Scan (5x5x7)/Cube 0: Measurement grid: dx=8mm, dy=8mm, dz=5mm
Reference Value = 19.68 V/m; Power Drift = -0.03 dB
Peak SAR (extrapolated) = 1.81 W/kg
SAR(1 g) = 0.991 W/kg; SAR(10 g) = 0.534 W/kg
Maximum value of SAR (measured) = 1.07 W/kg

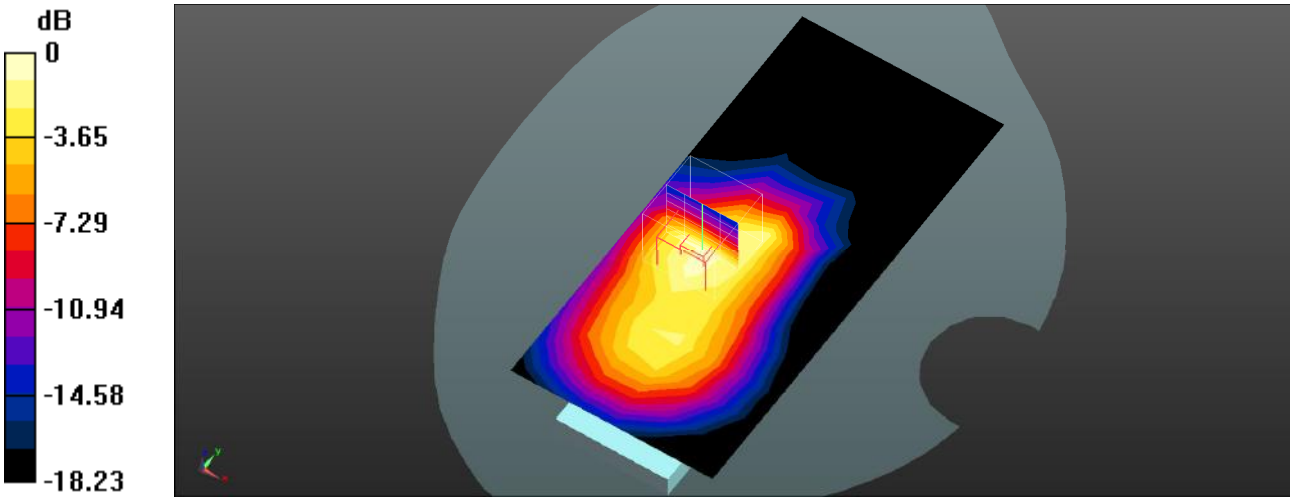

0 dB = 1.07 W/kg = 0.29 dBW/kg

Plot 12#: PCS 1900_Body Worn Back_Mid

DUT: 4G flip phone; Type: V909T; Serial: SZNS220909-40985E-SA-S1

Communication System: UID 0, Generic GSM (0); Frequency: 1880 MHz;Duty Cycle: 1:8
Medium parameters used (interpolated): f = 1880 MHz; σ = 1.41 S/m; ε_r = 40.054; ρ = 1000 kg/m^3
Phantom section: Flat Section

DASY5 Configuration:

- Probe: EX3DV4- SN7441; ConvF(7.94, 7.94, 7.94); Calibrated: 2022/05/16
- Sensor-Surface: 4mm (Mechanical Surface Detection)
- Electronics: DAE4 Sn1211; Calibrated: 2022/03/01
- Phantom: Twin SAM; Type: QD000P40CD; Serial: TP:1744
- Measurement SW: DASY52, Version 52.10 (4); SEMCAD X Version 14.6.14 (7501)

Body Worn Back/GSM 1900 Mid/Area Scan (8x10x1): Measurement grid: dx=15mm, dy=15mm
Maximum value of SAR (measured) = 1.22 W/kg

Body Worn Back/GSM 1900 Mid/Zoom Scan (5x5x7)/Cube 0: Measurement grid: dx=8mm, dy=8mm, dz=5mm
Reference Value = 19.42 V/m; Power Drift = -0.09 dB
Peak SAR (extrapolated) = 2.09 W/kg
SAR(1 g) = 1.13 W/kg; SAR(10 g) = 0.593 W/kg
Maximum value of SAR (measured) = 1.24 W/kg

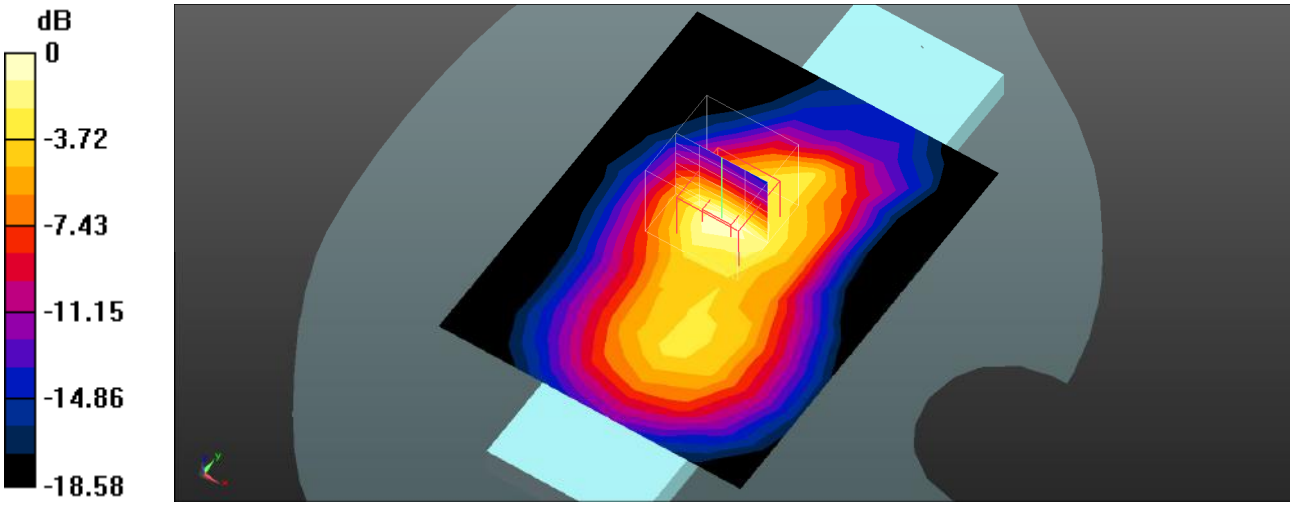

0 dB = 1.24 W/kg = 0.93 dBW/kg

Plot 13#: PCS 1900_Body Worn Back_High

DUT: 4G flip phone; Type: V909T; Serial: SZNS220909-40985E-SA-S1

Communication System: UID 0, Generic GSM (0); Frequency: 1909.8 MHz;Duty Cycle: 1:8
Medium parameters used (interpolated): f = 1909.8 MHz; σ = 1.441 S/m; ε_r = 39.496; ρ = 1000 kg/m^3
Phantom section: Flat Section

DASY5 Configuration:

- Probe: EX3DV4- SN7441; ConvF(7.94, 7.94, 7.94); Calibrated: 2022/05/16
- Sensor-Surface: 4mm (Mechanical Surface Detection)
- Electronics: DAE4 Sn1211; Calibrated: 2022/03/01
- Phantom: Twin SAM; Type: QD000P40CD; Serial: TP:1744
- Measurement SW: DASY52, Version 52.10 (4); SEMCAD X Version 14.6.14 (7501)

Body Worn Back/GSM 1900 High/Area Scan (8x14x1): Measurement grid: dx=15mm, dy=15mm
Maximum value of SAR (measured) = 1.02 W/kg

Body Worn Back/GSM 1900 High/Zoom Scan (5x5x7)/Cube 0: Measurement grid: dx=8mm, dy=8mm, dz=5mm
Reference Value = 21.54 V/m; Power Drift = -0.15 dB
Peak SAR (extrapolated) = 1.82 W/kg
SAR(1 g) = 0.973 W/kg; SAR(10 g) = 0.513 W/kg
Maximum value of SAR (measured) = 1.06 W/kg

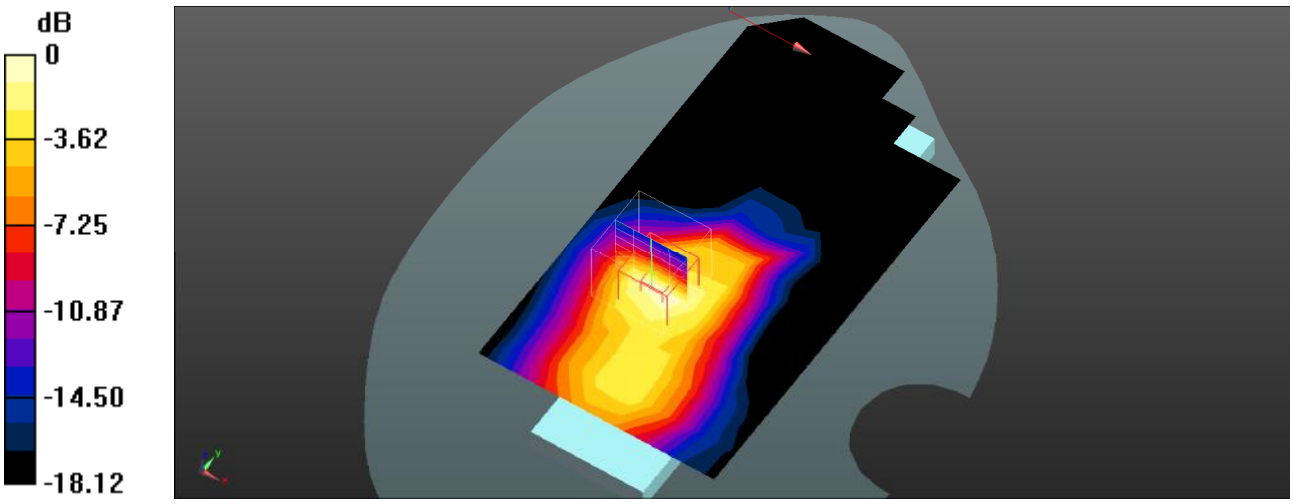

0 dB = 1.06 W/kg = 0.25 dBW/kg

Plot 14#: PCS 1900_Body Back_Low

DUT: 4G flip phone; Type: V909T; Serial: SZNS220909-40985E-SA-S1

Communication System: UID 0, Generic GPRS-2 slots (0); Frequency: 1850.2 MHz;Duty Cycle: 1:4
Medium parameters used (interpolated): f = 1850.2 MHz; σ = 1.397 S/m; ε_r = 39.785; ρ = 1000 kg/m^3
Phantom section: Flat Section

DASY5 Configuration:

- Probe: EX3DV4- SN7441; ConvF(7.94, 7.94, 7.94); Calibrated: 2022/05/16
- Sensor-Surface: 4mm (Mechanical Surface Detection)
- Electronics: DAE4 Sn1211; Calibrated: 2022/03/01
- Phantom: Twin SAM; Type: QD000P40CD; Serial: TP:1744
- Measurement SW: DASY52, Version 52.10 (4); SEMCAD X Version 14.6.14 (7501)

Body Back/GSM 1900 Low/Area Scan (7x14x1): Measurement grid: dx=15mm, dy=15mm
Maximum value of SAR (measured) = 1.01 W/kg

Body Back/GSM 1900 Low/Zoom Scan (5x5x7)/Cube 0: Measurement grid: dx=8mm, dy=8mm, dz=5mm
Reference Value = 20.56 V/m; Power Drift = -0.03 dB
Peak SAR (extrapolated) = 2.10 W/kg
SAR(1 g) = 1.12 W/kg; SAR(10 g) = 0.602 W/kg
Maximum value of SAR (measured) = 1.22 W/kg

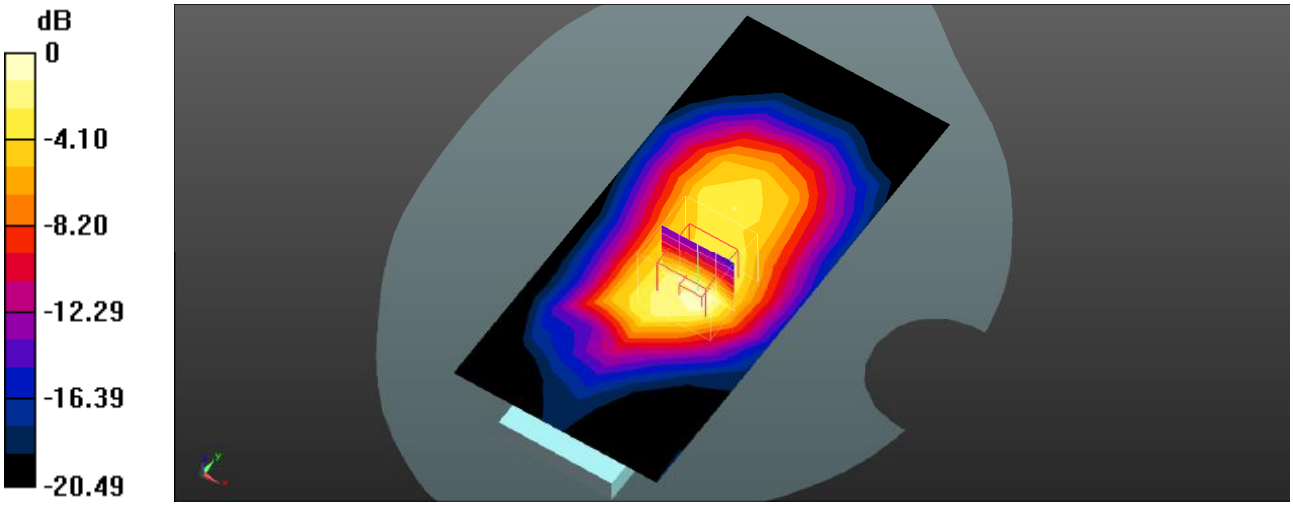

0 dB = 1.22 W/kg = 0.86 dBW/kg

Plot 15#: PCS 1900_Body Back_Mid

DUT: 4G flip phone; Type: V909T; Serial: SZNS220909-40985E-SA-S1

Communication System: UID 0, Generic GPRS-2 slots (0); Frequency: 1880 MHz;Duty Cycle: 1:4
Medium parameters used (interpolated): f = 1880 MHz; σ = 1.41 S/m; ε_r = 40.054; ρ = 1000 kg/m^3
Phantom section: Flat Section

DASY5 Configuration:

- Probe: EX3DV4- SN7441; ConvF(7.94, 7.94, 7.94); Calibrated: 2022/05/16
- Sensor-Surface: 4mm (Mechanical Surface Detection)
- Electronics: DAE4 Sn1211; Calibrated: 2022/03/01
- Phantom: Twin SAM; Type: QD000P40CD; Serial: TP:1744
- Measurement SW: DASY52, Version 52.10 (4); SEMCAD X Version 14.6.14 (7501)

Body Back/GSM 1900 Mid/Area Scan (7x14x1): Measurement grid: dx=15mm, dy=15mm
Maximum value of SAR (measured) = 1.01 W/kg

Body Back/GSM 1900 Mid/Zoom Scan (5x5x7)/Cube 0: Measurement grid: dx=8mm, dy=8mm, dz=5mm
Reference Value = 21.05 V/m; Power Drift = -0.02 dB
Peak SAR (extrapolated) = 2.14 W/kg
SAR(1 g) = 1.16 W/kg; SAR(10 g) = 0.614 W/kg
Maximum value of SAR (measured) = 1.28 W/kg

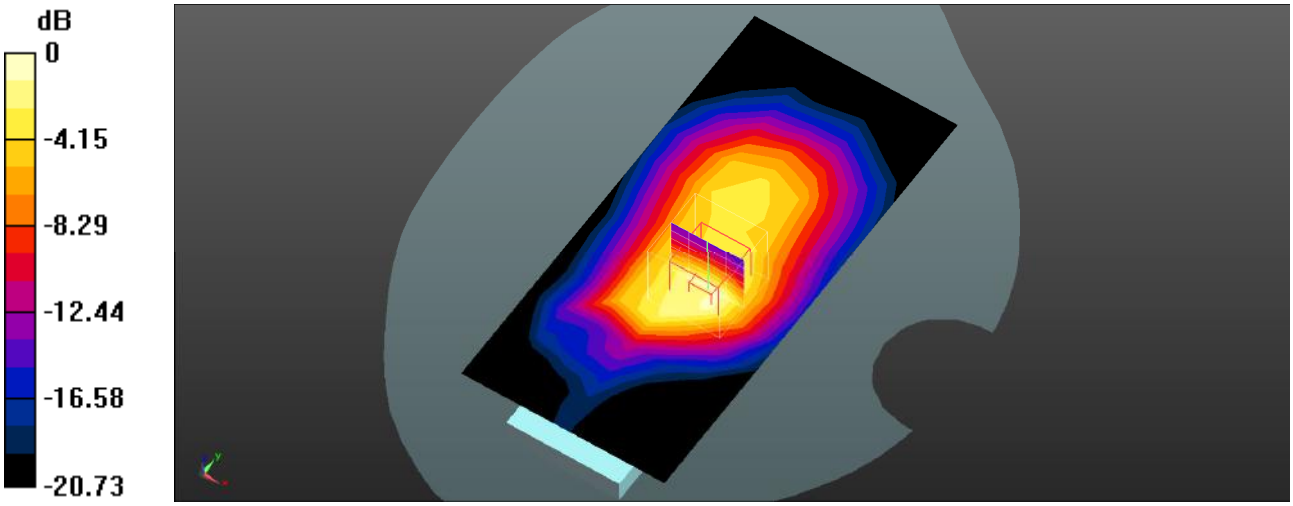

0 dB = 1.28 W/kg = 1.07 dBW/kg

Plot 16#: PCS 1900_Body Back_High

DUT: 4G flip phone; Type: V909T; Serial: SZNS220909-40985E-SA-S1

Communication System: UID 0, Generic GPRS-2 slots (0); Frequency: 1909.8 MHz;Duty Cycle: 1:4
Medium parameters used (interpolated): f = 1909.8 MHz; σ = 1.441 S/m; ε_r = 39.496; ρ = 1000 kg/m^3
Phantom section: Flat Section

DASY5 Configuration:

- Probe: EX3DV4- SN7441; ConvF(7.94, 7.94, 7.94); Calibrated: 2022/05/16
- Sensor-Surface: 4mm (Mechanical Surface Detection)
- Electronics: DAE4 Sn1211; Calibrated: 2022/03/01
- Phantom: Twin SAM; Type: QD000P40CD; Serial: TP:1744
- Measurement SW: DASY52, Version 52.10 (4); SEMCAD X Version 14.6.14 (7501)

Body Back/GSM 1900 High/Area Scan (7x14x1): Measurement grid: dx=15mm, dy=15mm
Maximum value of SAR (measured) = 1.09 W/kg

Body Back/GSM 1900 High/Zoom Scan (5x5x7)/Cube 0: Measurement grid: dx=8mm, dy=8mm, dz=5mm
Reference Value = 23.28 V/m; Power Drift = -0.09 dB
Peak SAR (extrapolated) = 2.01 W/kg
SAR(1 g) = 1.1 W/kg; SAR(10 g) = 0.583 W/kg
Maximum value of SAR (measured) = 1.18 W/kg

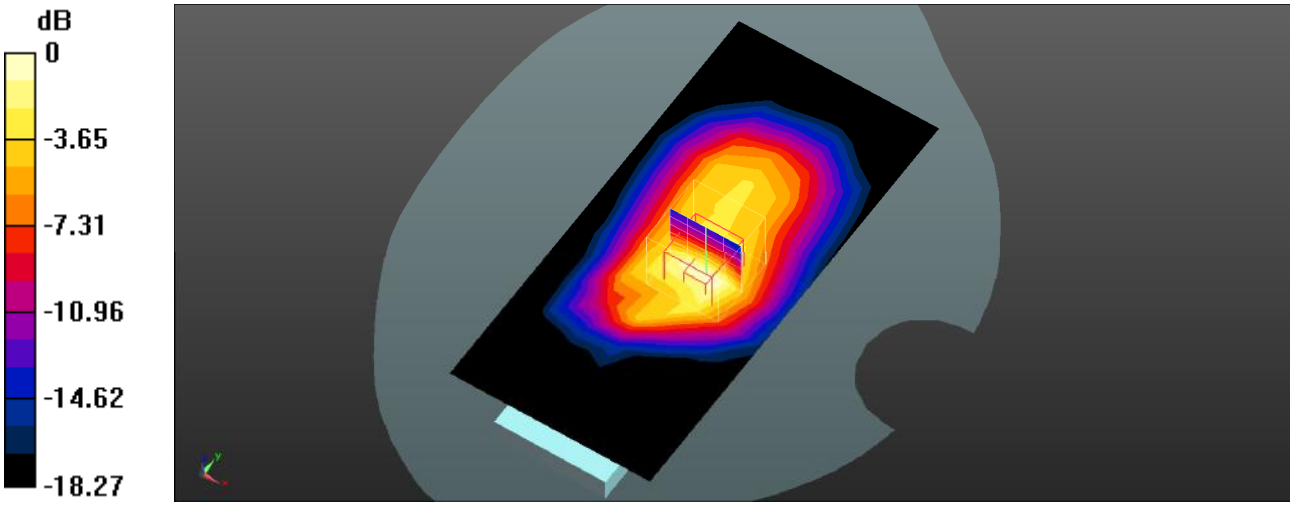

0 dB = 1.18 W/kg = 0.72 dBW/kg

Plot 17#: WCDMA Band 2_Head Left Cheek_Mid

DUT: 4G flip phone; Type: V909T; Serial: SZNS220909-40985E-SA-S1

Communication System: UID 0, WCDMA (0); Frequency: 1880 MHz;Duty Cycle: 1:1
Medium parameters used (interpolated): f = 1880 MHz; σ = 1.41 S/m; ε_r = 40.054; ρ = 1000 kg/m^3
Phantom section: Left Section

DASY5 Configuration:

- Probe: EX3DV4- SN7441; ConvF(7.94, 7.94, 7.94); Calibrated: 2022/05/16
- Sensor-Surface: 4mm (Mechanical Surface Detection)
- Electronics: DAE4 Sn1211; Calibrated: 2022/03/01
- Phantom: Twin SAM; Type: QD000P40CD; Serial: TP:1744
- Measurement SW: DASY52, Version 52.10 (4); SEMCAD X Version 14.6.14 (7501)

Head Left Cheek/WCDMA Band 2 Mid/Area Scan (8x11x1): Measurement grid: dx=15mm, dy=15mm
Maximum value of SAR (measured) = 0.490 W/kg

Head Left Cheek/WCDMA Band 2 Mid/Zoom Scan (5x5x7)/Cube 0: Measurement grid: dx=8mm, dy=8mm, dz=5mm
Reference Value = 3.059 V/m; Power Drift = 0.79 dB
Peak SAR (extrapolated) = 0.888 W/kg
SAR(1 g) = 0.587 W/kg; SAR(10 g) = 0.309 W/kg
Maximum value of SAR (measured) = 0.652 W/kg

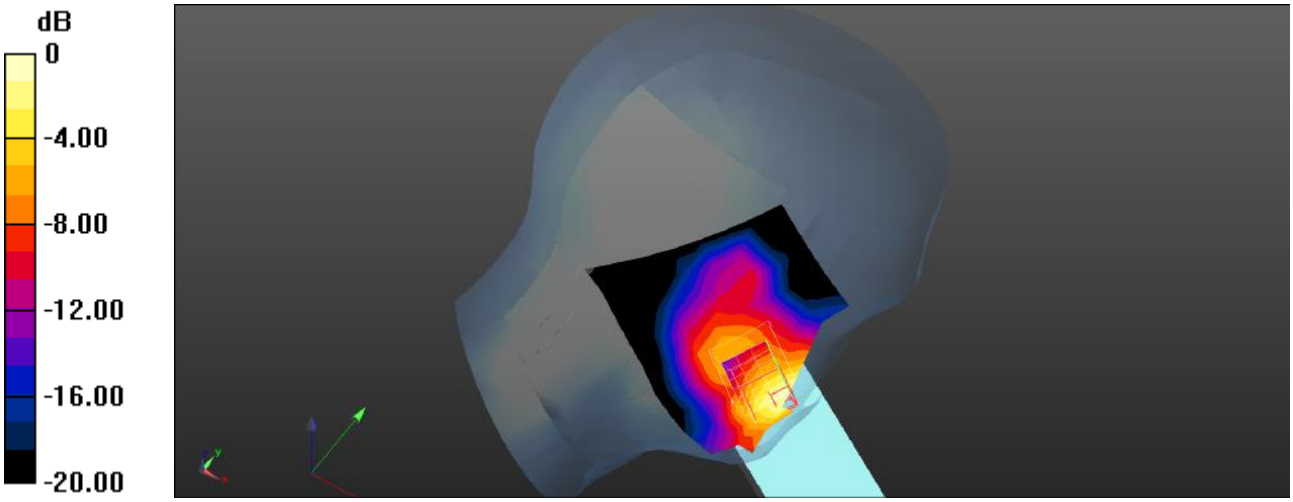

0 dB = 0.652 W/kg = -1.86 dBW/kg

Plot 18#: WCDMA Band 2_Head Left Tilt_Mid

DUT: 4G flip phone; Type: V909T; Serial: SZNS220909-40985E-SA-S1

Communication System: UID 0, WCDMA (0); Frequency: 1880 MHz;Duty Cycle: 1:1
Medium parameters used (interpolated): f = 1880 MHz; σ = 1.41 S/m; ε_r = 40.054; ρ = 1000 kg/m^3
Phantom section: Left Section

DASY5 Configuration:

- Probe: EX3DV4- SN7441; ConvF(7.94, 7.94, 7.94); Calibrated: 2022/05/16
- Sensor-Surface: 4mm (Mechanical Surface Detection)
- Electronics: DAE4 Sn1211; Calibrated: 2022/03/01
- Phantom: Twin SAM; Type: QD000P40CD; Serial: TP:1744
- Measurement SW: DASY52, Version 52.10 (4); SEMCAD X Version 14.6.14 (7501)

Head Left Tilt/WCDMA Band 2 Mid/Area Scan (8x11x1): Measurement grid: dx=15mm, dy=15mm
Maximum value of SAR (measured) = 0.140 W/kg

Head Left Tilt/WCDMA Band 2 Mid/Zoom Scan (5x5x7)/Cube 0: Measurement grid: dx=8mm, dy=8mm, dz=5mm
Reference Value = 4.510 V/m; Power Drift = 0.01 dB
Peak SAR (extrapolated) = 0.216 W/kg
SAR(1 g) = 0.134 W/kg; SAR(10 g) = 0.075 W/kg
Maximum value of SAR (measured) = 0.143 W/kg

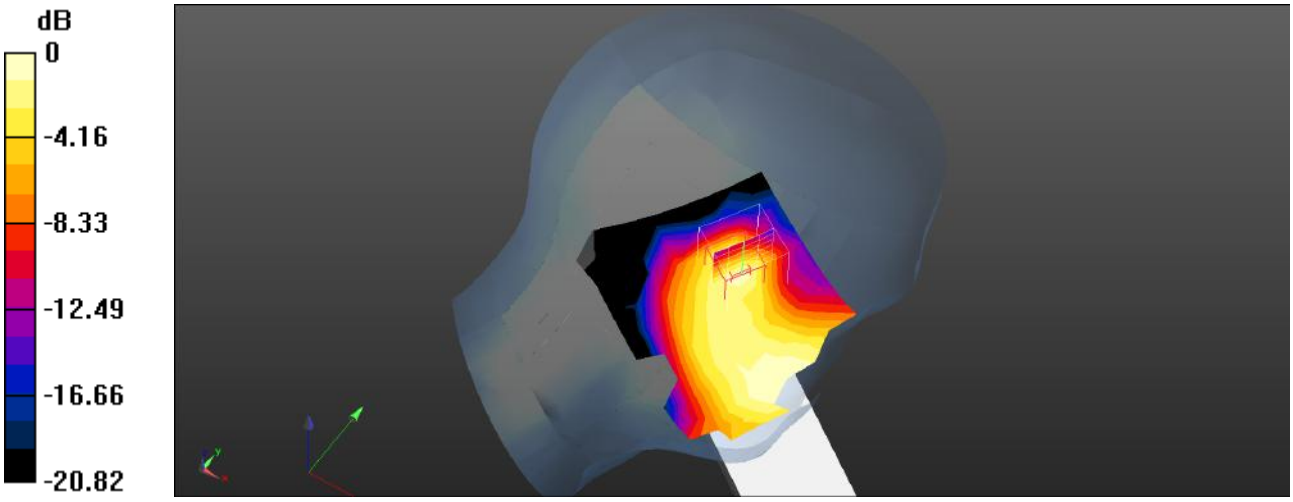

0 dB = 0.143 W/kg = -8.45 dBW/kg

Plot 19#: WCDMA Band 2_Head Right Cheek_Mid

DUT: 4G flip phone; Type: V909T; Serial: SZNS220909-40985E-SA-S1

Communication System: UID 0, WCDMA (0); Frequency: 1880 MHz;Duty Cycle: 1:1
Medium parameters used (interpolated): f = 1880 MHz; σ = 1.41 S/m; ε_r = 40.054; ρ = 1000 kg/m^3
Phantom section: Right Section

DASY5 Configuration:

- Probe: EX3DV4- SN7441; ConvF(7.94, 7.94, 7.94); Calibrated: 2022/05/16
- Sensor-Surface: 4mm (Mechanical Surface Detection)
- Electronics: DAE4 Sn1211; Calibrated: 2022/03/01
- Phantom: Twin SAM; Type: QD000P40CD; Serial: TP:1744
- Measurement SW: DASY52, Version 52.10 (4); SEMCAD X Version 14.6.14 (7501)

Head Right Cheek/WCDMA Band 2 Mid/Area Scan (8x10x1): Measurement grid: dx=15mm, dy=15mm
Maximum value of SAR (measured) = 0.0674 W/kg

Head Right Cheek/WCDMA Band 2 Mid/Zoom Scan (5x5x7)/Cube 0: Measurement grid: dx=8mm, dy=8mm, dz=5mm
Reference Value = 0.8370 V/m; Power Drift = 0.02 dB
Peak SAR (extrapolated) = 0.104 W/kg
SAR(1 g) = 0.072 W/kg; SAR(10 g) = 0.046 W/kg
Maximum value of SAR (measured) = 0.0778 W/kg

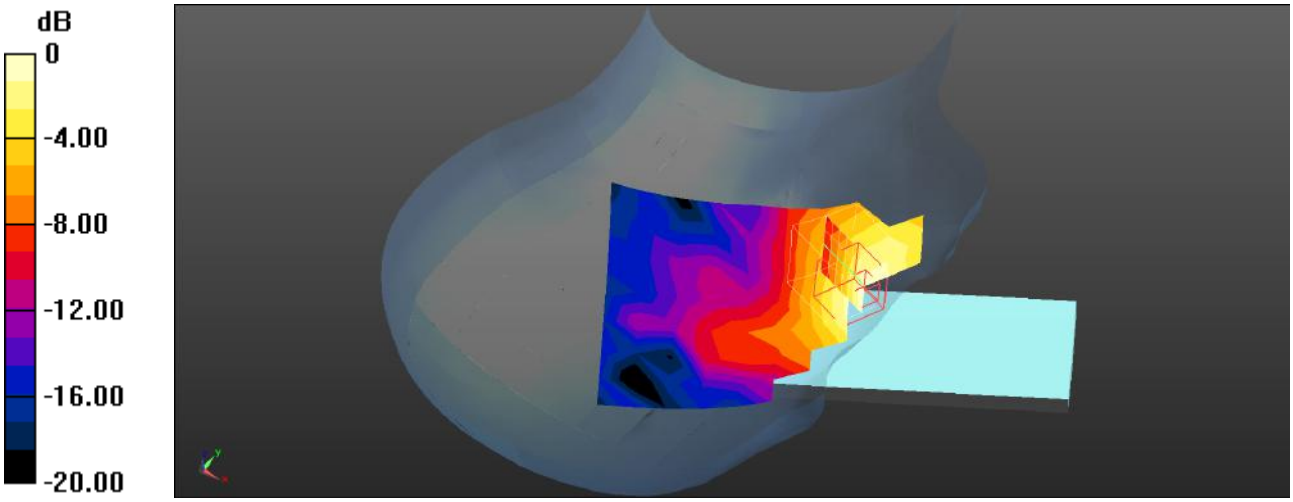

0 dB = 0.0778 W/kg = -11.09 dBW/kg

Plot 20#: WCDMA Band 2_Head Right Tilt_Mid

DUT: 4G flip phone; Type: V909T; Serial: SZNS220909-40985E-SA-S1

Communication System: UID 0, WCDMA (0); Frequency: 1880 MHz;Duty Cycle: 1:1
Medium parameters used (interpolated): f = 1880 MHz; σ = 1.41 S/m; ε_r = 40.054; ρ = 1000 kg/m^3
Phantom section: Right Section

DASY5 Configuration:

- Probe: EX3DV4- SN7441; ConvF(7.94, 7.94, 7.94); Calibrated: 2022/05/16
- Sensor-Surface: 4mm (Mechanical Surface Detection)
- Electronics: DAE4 Sn1211; Calibrated: 2022/03/01
- Phantom: Twin SAM; Type: QD000P40CD; Serial: TP:1744
- Measurement SW: DASY52, Version 52.10 (4); SEMCAD X Version 14.6.14 (7501)

Head Right Tilt/WCDMA Band 2 Mid 2/Area Scan (8x10x1): Measurement grid: dx=15mm, dy=15mm
Maximum value of SAR (measured) = 0.0636 W/kg

Head Right Tilt/WCDMA Band 2 Mid 2/Zoom Scan (5x5x7)/Cube 0: Measurement grid: dx=8mm, dy=8mm, dz=5mm
Reference Value = 2.024 V/m; Power Drift = 0.05 dB
Peak SAR (extrapolated) = 0.109 W/kg
SAR(1 g) = 0.076 W/kg; SAR(10 g) = 0.049 W/kg
Maximum value of SAR (measured) = 0.0810 W/kg

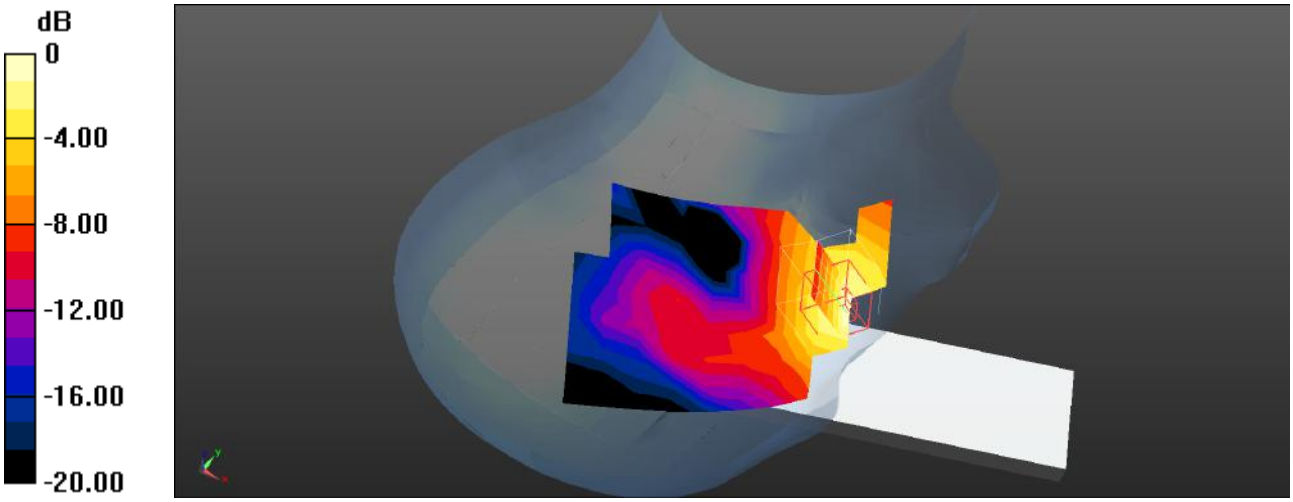

0 dB = 0.0810 W/kg = -10.92 dBW/kg

Plot 21#: WCDMA Band 2_Body Back_Low

DUT: 4G flip phone; Type: V909T; Serial: SZNS220909-40985E-SA-S1

Communication System: UID 0, WCDMA (0); Frequency: 1852.4 MHz;Duty Cycle: 1:1
Medium parameters used (interpolated): f = 1852.4 MHz; σ = 1.403 S/m; ε_r = 40.362; ρ = 1000 kg/m^3
Phantom section: Flat Section

DASY5 Configuration:

- Probe: EX3DV4- SN7441; ConvF(7.94, 7.94, 7.94); Calibrated: 2022/05/16
- Sensor-Surface: 4mm (Mechanical Surface Detection)
- Electronics: DAE4 Sn1211; Calibrated: 2022/03/01
- Phantom: Twin SAM; Type: QD000P40CD; Serial: TP:1744
- Measurement SW: DASY52, Version 52.10 (4); SEMCAD X Version 14.6.14 (7501)

Body Back/WCDMA Band 2 Low/Area Scan (8x10x1): Measurement grid: dx=15mm, dy=15mm
Maximum value of SAR (measured) = 1.53 W/kg

Body Back/WCDMA Band 2 Low/Zoom Scan (5x5x7)/Cube 0: Measurement grid: dx=8mm, dy=8mm, dz=5mm
Reference Value = 22.65 V/m; Power Drift = -0.09 dB
Peak SAR (extrapolated) = 2.78 W/kg
SAR(1 g) = 1.53 W/kg; SAR(10 g) = 0.813 W/kg
Maximum value of SAR (measured) = 1.68 W/kg

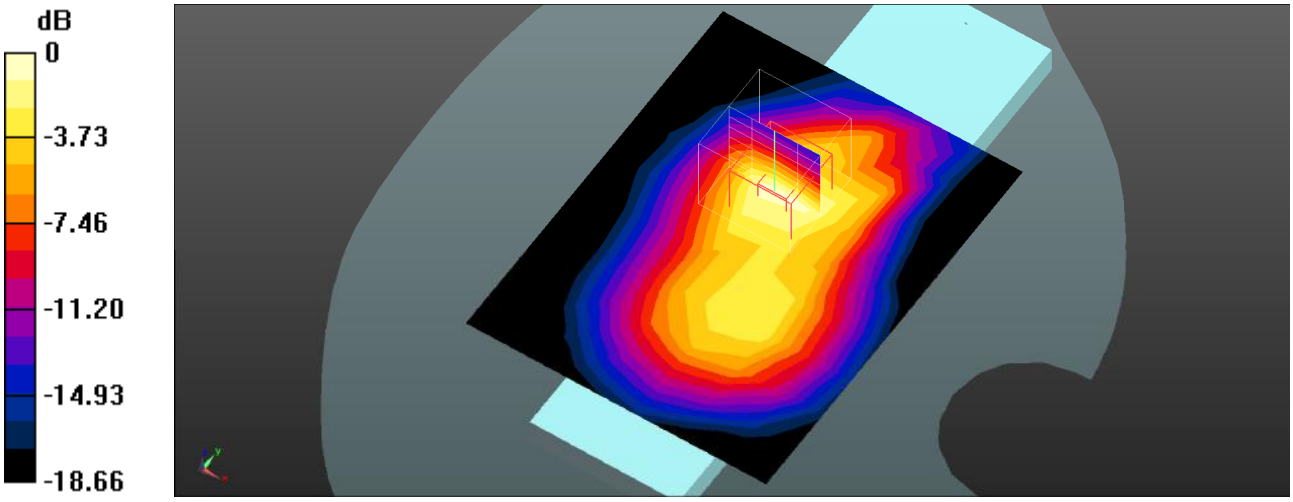

0 dB = 1.68 W/kg = 2.25 dBW/kg

Plot 22#: WCDMA Band 2_Body Back_Mid

DUT: 4G flip phone; Type: V909T; Serial: SZNS220909-40985E-SA-S1

Communication System: UID 0, WCDMA (0); Frequency: 1880 MHz;Duty Cycle: 1:1
Medium parameters used (interpolated): f = 1880 MHz; σ = 1.41 S/m; ε_r = 40.054; ρ = 1000 kg/m^3
Phantom section: Flat Section

DASY5 Configuration:

- Probe: EX3DV4- SN7441; ConvF(7.94, 7.94, 7.94); Calibrated: 2022/05/16
- Sensor-Surface: 4mm (Mechanical Surface Detection)
- Electronics: DAE4 Sn1211; Calibrated: 2022/03/01
- Phantom: Twin SAM; Type: QD000P40CD; Serial: TP:1744
- Measurement SW: DASY52, Version 52.10 (4); SEMCAD X Version 14.6.14 (7501)

Body Back/WCDMA Band 2 Mid/Area Scan (8x10x1): Measurement grid: dx=15mm, dy=15mm
Maximum value of SAR (measured) = 1.38 W/kg

Body Back/WCDMA Band 2 Mid/Zoom Scan (5x5x7)/Cube 0: Measurement grid: dx=8mm, dy=8mm, dz=5mm
Reference Value = 21.47 V/m; Power Drift = -0.09 dB
Peak SAR (extrapolated) = 2.44 W/kg
SAR(1 g) = 1.35 W/kg; SAR(10 g) = 0.713 W/kg
Maximum value of SAR (measured) = 1.49 W/kg

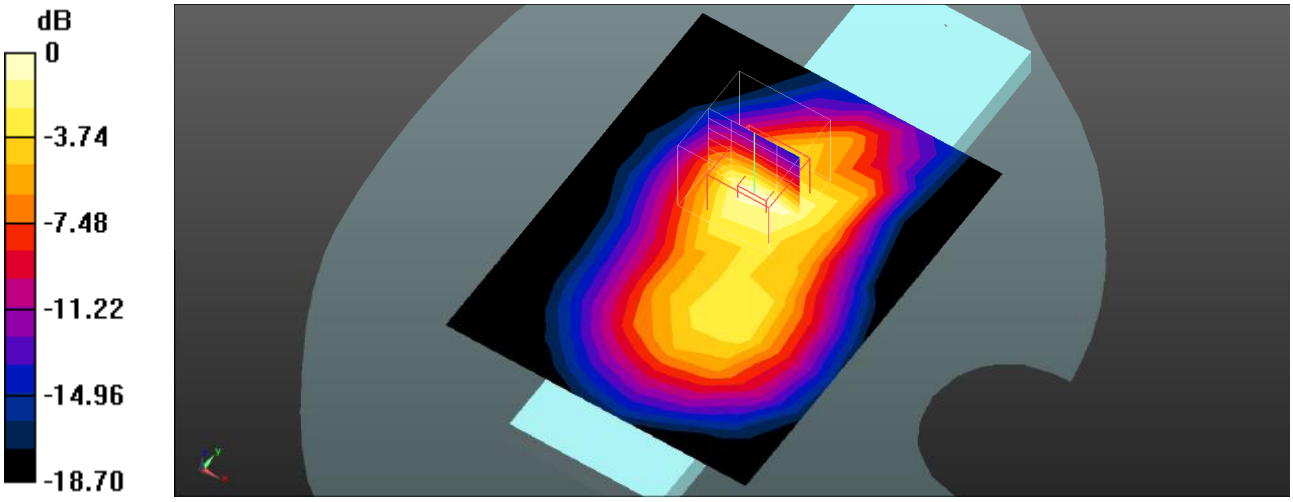

0 dB = 1.49 W/kg = 1.73 dBW/kg

Plot 23#: WCDMA Band 2_Body Back_High

DUT: 4G flip phone; Type: V909T; Serial: SZNS220909-40985E-SA-S1

Communication System: UID 0, WCDMA (0); Frequency: 1907.6 MHz;Duty Cycle: 1:1
Medium parameters used (interpolated): f = 1907.6 MHz; σ = 1.444 S/m; ε_r = 39.106; ρ = 1000 kg/m^3
Phantom section: Flat Section

DASY5 Configuration:

- Probe: EX3DV4- SN7441; ConvF(7.94, 7.94, 7.94); Calibrated: 2022/05/16
- Sensor-Surface: 4mm (Mechanical Surface Detection)
- Electronics: DAE4 Sn1211; Calibrated: 2022/03/01
- Phantom: Twin SAM; Type: QD000P40CD; Serial: TP:1744
- Measurement SW: DASY52, Version 52.10 (4); SEMCAD X Version 14.6.14 (7501)

Body Back/WCDMA Band 2 High/Area Scan (7x14x1): Measurement grid: dx=15mm, dy=15mm
Maximum value of SAR (measured) = 1.39 W/kg

Body Back/WCDMA Band 2 High/Zoom Scan (5x5x7)/Cube 0: Measurement grid: dx=8mm, dy=8mm, dz=5mm
Reference Value = 30.83 V/m; Power Drift = -0.10 dB
Peak SAR (extrapolated) = 2.91 W/kg
SAR(1 g) = 1.54 W/kg; SAR(10 g) = 0.835 W/kg
Maximum value of SAR (measured) = 1.69 W/kg

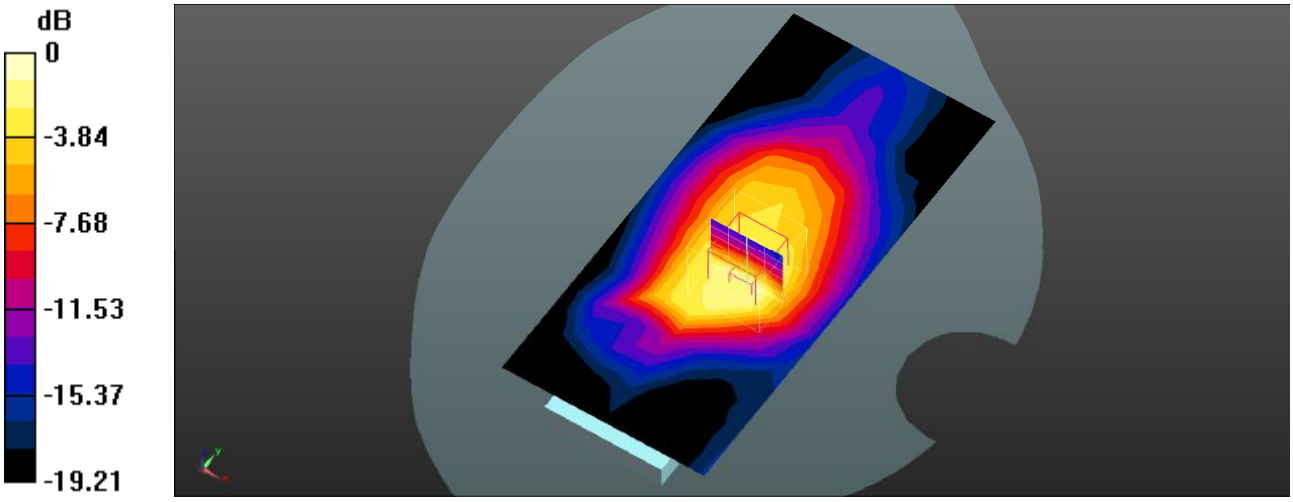

0 dB = 1.69 W/kg = 2.28 dBW/kg

Plot 24#: WCDMA Band 4_Head Left Cheek_Mid

DUT: 4G flip phone; Type: V909T; Serial: SZNS220909-40985E-SA-S1

Communication System: UID 0, WCDMA (0); Frequency: 1732.6 MHz;Duty Cycle: 1:1
Medium parameters used (interpolated): f = 1732.6 MHz; σ = 1.38 S/m; ε_r = 39.158; ρ = 1000 kg/m^3
Phantom section: Left Section

DASY5 Configuration:

- Probe: EX3DV4- SN7441; ConvF(8.32, 8.32, 8.32); Calibrated: 2022/05/16
- Sensor-Surface: 4mm (Mechanical Surface Detection)
- Electronics: DAE4 Sn1211; Calibrated: 2022/03/01
- Phantom: Twin SAM; Type: QD000P40CD; Serial: TP:1744
- Measurement SW: DASY52, Version 52.10 (4); SEMCAD X Version 14.6.14 (7501)

Head Left Cheek/WCDMA Band 4 Mid/Area Scan (8x10x1): Measurement grid: dx=15mm, dy=15mm
Maximum value of SAR (measured) = 0.634 W/kg

Head Left Cheek/WCDMA Band 4 Mid/Zoom Scan (5x5x7)/Cube 0: Measurement grid: dx=8mm, dy=8mm, dz=5mm
Reference Value = 3.361 V/m; Power Drift = 0.02 dB
Peak SAR (extrapolated) = 1.20 W/kg
SAR(1 g) = 0.776 W/kg; SAR(10 g) = 0.431 W/kg
Maximum value of SAR (measured) = 0.820 W/kg

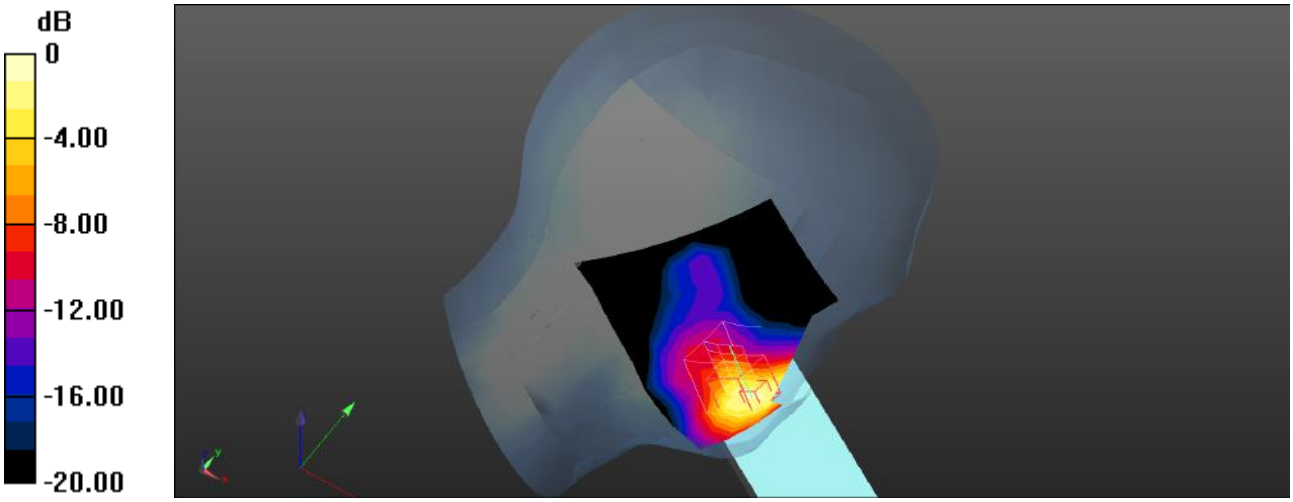

0 dB = 0.820 W/kg = -0.86 dBW/kg

Plot 25#: WCDMA Band 4_Head Left Tilt_Mid

DUT: 4G flip phone; Type: V909T; Serial: SZNS220909-40985E-SA-S1

Communication System: UID 0, WCDMA (0); Frequency: 1732.6 MHz;Duty Cycle: 1:1
Medium parameters used (interpolated): f = 1732.6 MHz; σ = 1.38 S/m; ε_r = 39.158; ρ = 1000 kg/m^3
Phantom section: Left Section

DASY5 Configuration:

- Probe: EX3DV4- SN7441; ConvF(8.32, 8.32, 8.32); Calibrated: 2022/05/16
- Sensor-Surface: 4mm (Mechanical Surface Detection)
- Electronics: DAE4 Sn1211; Calibrated: 2022/03/01
- Phantom: Twin SAM; Type: QD000P40CD; Serial: TP:1744
- Measurement SW: DASY52, Version 52.10 (4); SEMCAD X Version 14.6.14 (7501)

Head Left Tilt/WCDMA Band 4 Mid/Area Scan (8x11x1): Measurement grid: dx=15mm, dy=15mm
Maximum value of SAR (measured) = 0.0157 W/kg

Head Left Tilt/WCDMA Band 4 Mid/Zoom Scan (5x5x7)/Cube 0: Measurement grid: dx=8mm, dy=8mm, dz=5mm
Reference Value = 1.884 V/m; Power Drift = 0.07 dB
Peak SAR (extrapolated) = 0.0200 W/kg
SAR(1 g) = 0.014 W/kg; SAR(10 g) = 0.00877 W/kg
Maximum value of SAR (measured) = 0.0149 W/kg

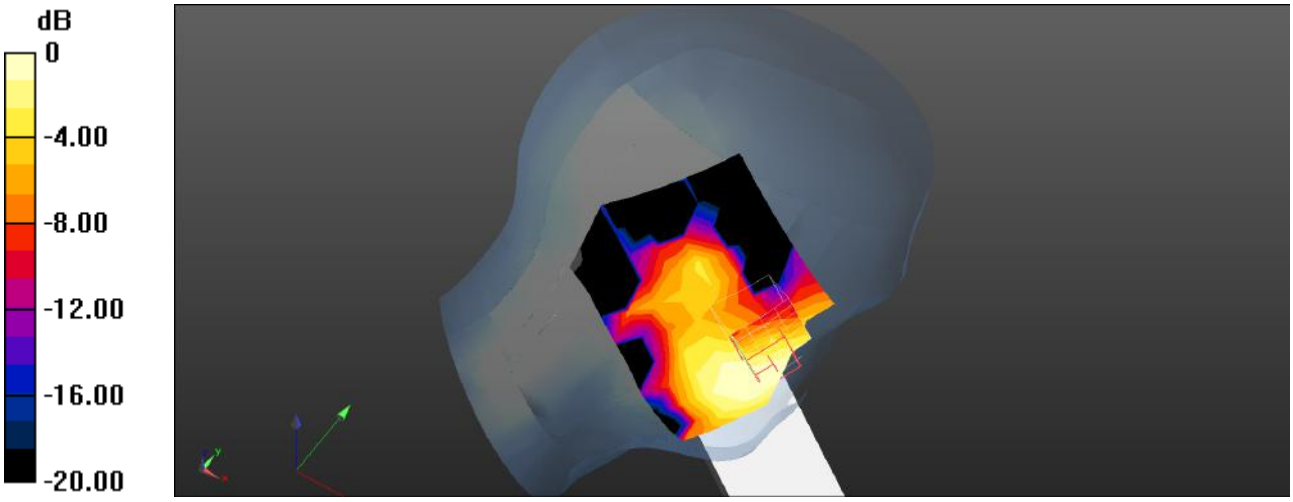

0 dB = 0.0149 W/kg = -18.27 dBW/kg

Plot 26#: WCDMA Band 4_Head Right Cheek_Mid

DUT: 4G flip phone; Type: V909T; Serial: SZNS220909-40985E-SA-S1

Communication System: UID 0, WCDMA (0); Frequency: 1732.6 MHz;Duty Cycle: 1:1
Medium parameters used (interpolated): f = 1732.6 MHz; σ = 1.38 S/m; ε_r = 39.158; ρ = 1000 kg/m^3
Phantom section: Right Section

DASY5 Configuration:

- Probe: EX3DV4- SN7441; ConvF(8.32, 8.32, 8.32); Calibrated: 2022/05/16
- Sensor-Surface: 4mm (Mechanical Surface Detection)
- Electronics: DAE4 Sn1211; Calibrated: 2022/03/01
- Phantom: Twin SAM; Type: QD000P40CD; Serial: TP:1744
- Measurement SW: DASY52, Version 52.10 (4); SEMCAD X Version 14.6.14 (7501)

Head Right Cheek/WCDMA Band 4 Mid/Area Scan (8x11x1): Measurement grid: dx=15mm, dy=15mm
Maximum value of SAR (measured) = 0.217 W/kg

Head Right Cheek/WCDMA Band 4 Mid/Zoom Scan (5x5x7)/Cube 0: Measurement grid: dx=8mm, dy=8mm, dz=5mm
Reference Value = 2.109 V/m; Power Drift = 0.06 dB
Peak SAR (extrapolated) = 0.322 W/kg
SAR(1 g) = 0.210 W/kg; SAR(10 g) = 0.123 W/kg
Maximum value of SAR (measured) = 0.224 W/kg

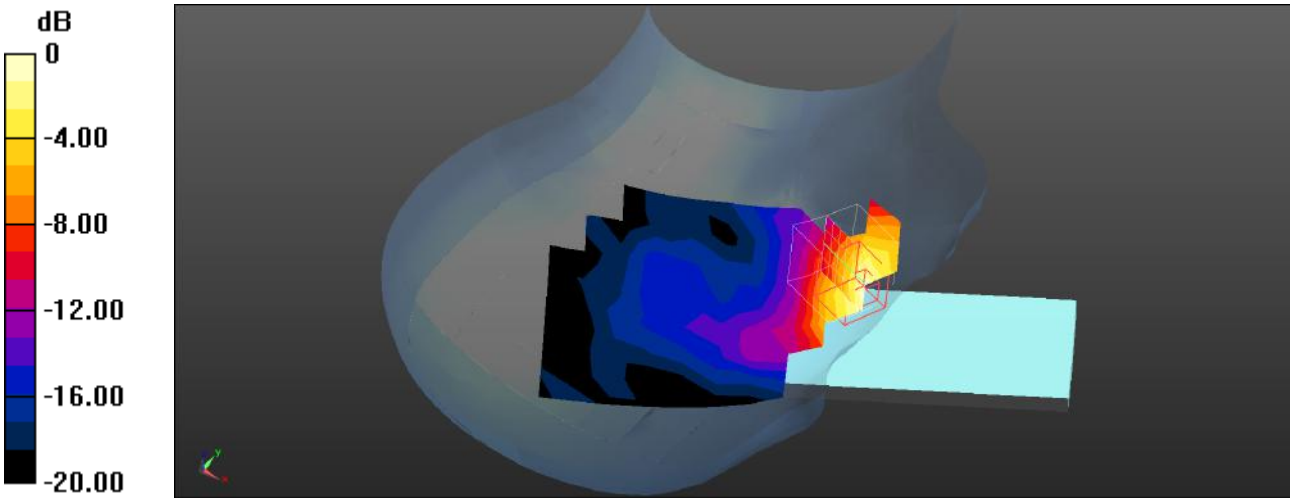

0 dB = 0.224 W/kg = -6.50 dBW/kg

Plot 27#: WCDMA Band 4_Head Right Tilt_Mid

DUT: 4G flip phone; Type: V909T; Serial: SZNS220909-40985E-SA-S1

Communication System: UID 0, WCDMA (0); Frequency: 1732.6 MHz;Duty Cycle: 1:1
Medium parameters used (interpolated): f = 1732.6 MHz; σ = 1.38 S/m; ε_r = 39.158; ρ = 1000 kg/m^3
Phantom section: Right Section

DASY5 Configuration:

- Probe: EX3DV4- SN7441; ConvF(8.32, 8.32, 8.32); Calibrated: 2022/05/16
- Sensor-Surface: 4mm (Mechanical Surface Detection)
- Electronics: DAE4 Sn1211; Calibrated: 2022/03/01
- Phantom: Twin SAM; Type: QD000P40CD; Serial: TP:1744
- Measurement SW: DASY52, Version 52.10 (4); SEMCAD X Version 14.6.14 (7501)

Head Right Tilt/WCDMA Band 4 Mid/Area Scan (8x10x1): Measurement grid: dx=15mm, dy=15mm
Maximum value of SAR (measured) = 0.0278 W/kg

Head Right Tilt/WCDMA Band 4 Mid/Zoom Scan (5x5x7)/Cube 0: Measurement grid: dx=8mm, dy=8mm, dz=5mm
Reference Value = 1.651 V/m; Power Drift = 0.10 dB
Peak SAR (extrapolated) = 0.0370 W/kg
SAR(1 g) = 0.027 W/kg; SAR(10 g) = 0.018 W/kg
Maximum value of SAR (measured) = 0.0284 W/kg

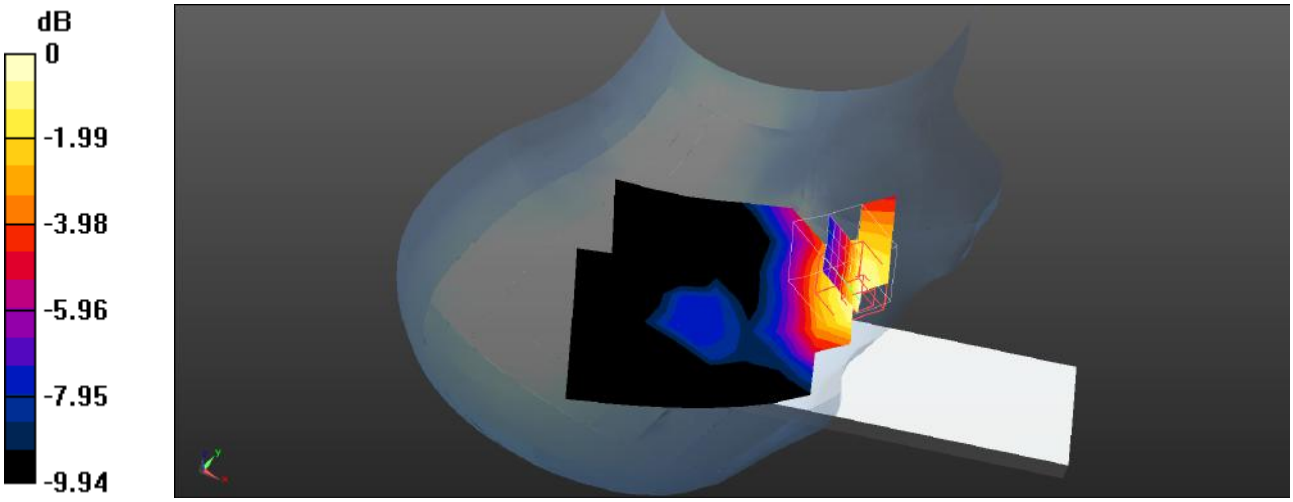

0 dB = 0.0284 W/kg = -15.47 dBW/kg

Plot 28#: WCDMA Band 4_Body Back_Low

DUT: 4G flip phone; Type: V909T; Serial: SZNS220909-40985E-SA-S1

Communication System: UID 0, WCDMA (0); Frequency: 1712.4 MHz;Duty Cycle: 1:1
Medium parameters used (interpolated): f = 1712.4 MHz; σ = 1.365 S/m; ε_r =40.085; ρ = 1000 kg/m^3
Phantom section: Flat Section

DASY5 Configuration:

- Probe: EX3DV4- SN7441; ConvF(8.32, 8.32, 8.32); Calibrated: 2022/05/16
- Sensor-Surface: 4mm (Mechanical Surface Detection)
- Electronics: DAE4 Sn1211; Calibrated: 2022/03/01
- Phantom: Twin SAM; Type: QD000P40CD; Serial: TP:1744
- Measurement SW: DASY52, Version 52.10 (4); SEMCAD X Version 14.6.14 (7501)

Body Back/WCDMA Band 4 Low/Area Scan (7x14x1): Measurement grid: dx=15mm, dy=15mm
Maximum value of SAR (measured) = 0.925 W/kg

Body Back/WCDMA Band 4 Low/Zoom Scan (5x5x7)/Cube 0: Measurement grid: dx=8mm, dy=8mm, dz=5mm
Reference Value = 20.05 V/m; Power Drift = -0.15 dB
Peak SAR (extrapolated) = 1.89 W/kg
SAR(1 g) = 0.974 W/kg; SAR(10 g) = 0.528 W/kg
Maximum value of SAR (measured) = 0.996 W/kg

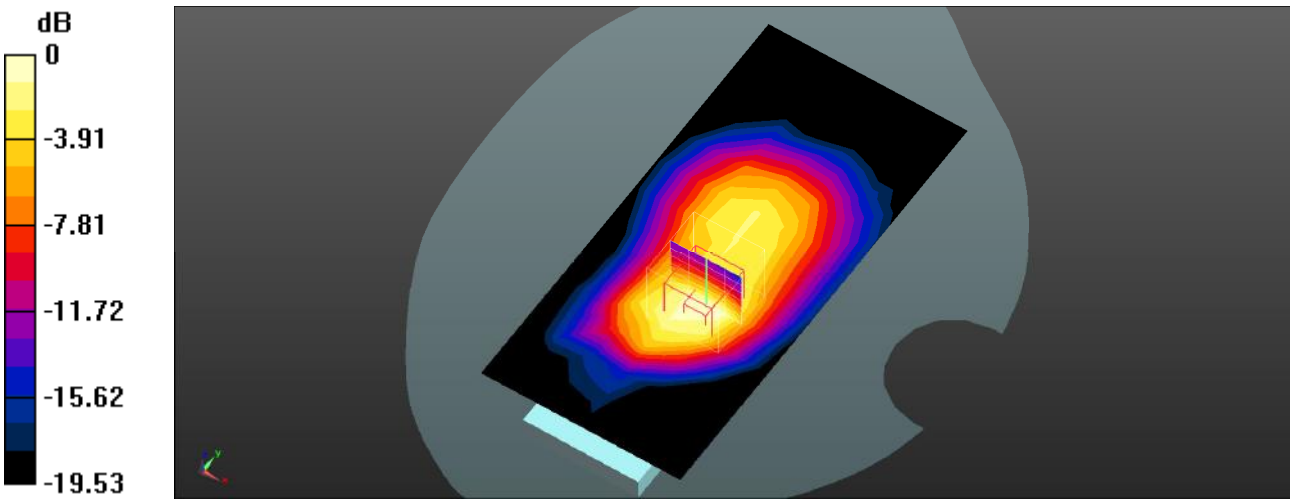

0 dB = 0.996 W/kg = -0.02 dBW/kg

Plot 29#: WCDMA Band 4_Body Back_Mid

DUT: 4G flip phone; Type: V909T; Serial: SZNS220909-40985E-SA-S1

Communication System: UID 0, WCDMA (0); Frequency: 1732.6 MHz;Duty Cycle: 1:1
Medium parameters used (interpolated): f = 1732.6 MHz; σ = 1.38 S/m; ε_r =39.158; ρ = 1000 kg/m^3
Phantom section: Flat Section

DASY5 Configuration:

- Probe: EX3DV4- SN7441; ConvF(8.32, 8.32, 8.32); Calibrated: 2022/05/16
- Sensor-Surface: 4mm (Mechanical Surface Detection)
- Electronics: DAE4 Sn1211; Calibrated: 2022/03/01
- Phantom: Twin SAM; Type: QD000P40CD; Serial: TP:1744
- Measurement SW: DASY52, Version 52.10 (4); SEMCAD X Version 14.6.14 (7501)

Body Back/WCDMA Band 4 Mid/Area Scan (7x14x1): Measurement grid: dx=15mm, dy=15mm
Maximum value of SAR (measured) = 1.05 W/kg

Body Back/WCDMA Band 4 Mid/Zoom Scan (5x5x7)/Cube 0: Measurement grid: dx=8mm, dy=8mm, dz=5mm
Reference Value = 21.79 V/m; Power Drift = -0.14 dB
Peak SAR (extrapolated) = 2.15 W/kg
SAR(1 g) = 1.13 W/kg; SAR(10 g) = 0.614 W/kg
Maximum value of SAR (measured) = 1.16 W/kg

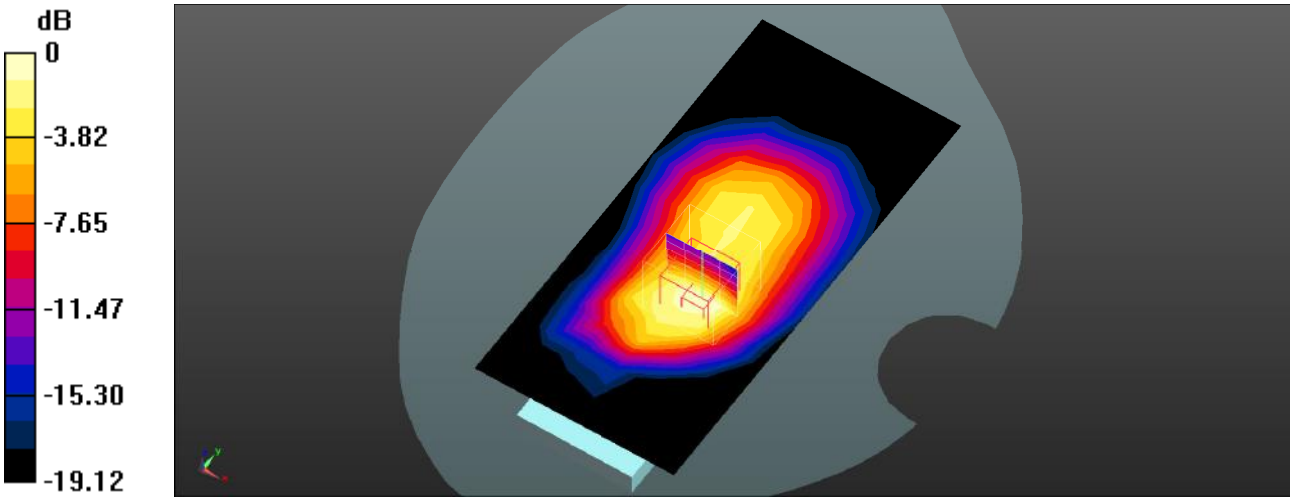

0 dB = 1.16 W/kg = 0.64 dBW/kg

Plot 30#: WCDMA Band 4_Body Back_High

DUT: 4G flip phone; Type: V909T; Serial: SZNS220909-40985E-SA-S1

Communication System: UID 0, WCDMA (0); Frequency: 1752.6 MHz;Duty Cycle: 1:1
Medium parameters used (interpolated): f = 1752.6 MHz; σ = 1.385 S/m; ε_r =40.239; ρ = 1000 kg/m^3
Phantom section: Flat Section

DASY5 Configuration:

- Probe: EX3DV4- SN7441; ConvF(8.32, 8.32, 8.32); Calibrated: 2022/05/16
- Sensor-Surface: 4mm (Mechanical Surface Detection)
- Electronics: DAE4 Sn1211; Calibrated: 2022/03/01
- Phantom: Twin SAM; Type: QD000P40CD; Serial: TP:1744
- Measurement SW: DASY52, Version 52.10 (4); SEMCAD X Version 14.6.14 (7501)

Body Back/WCDMA Band 4 High/Area Scan (7x14x1): Measurement grid: dx=15mm, dy=15mm
Maximum value of SAR (measured) = 1.23 W/kg

Body Back/WCDMA Band 4 High/Zoom Scan (5x5x7)/Cube 0: Measurement grid: dx=8mm, dy=8mm, dz=5mm
Reference Value = 24.19 V/m; Power Drift = -0.09 dB
Peak SAR (extrapolated) = 2.42 W/kg
SAR(1 g) = 1.31 W/kg; SAR(10 g) = 0.715 W/kg
Maximum value of SAR (measured) = 1.36 W/kg

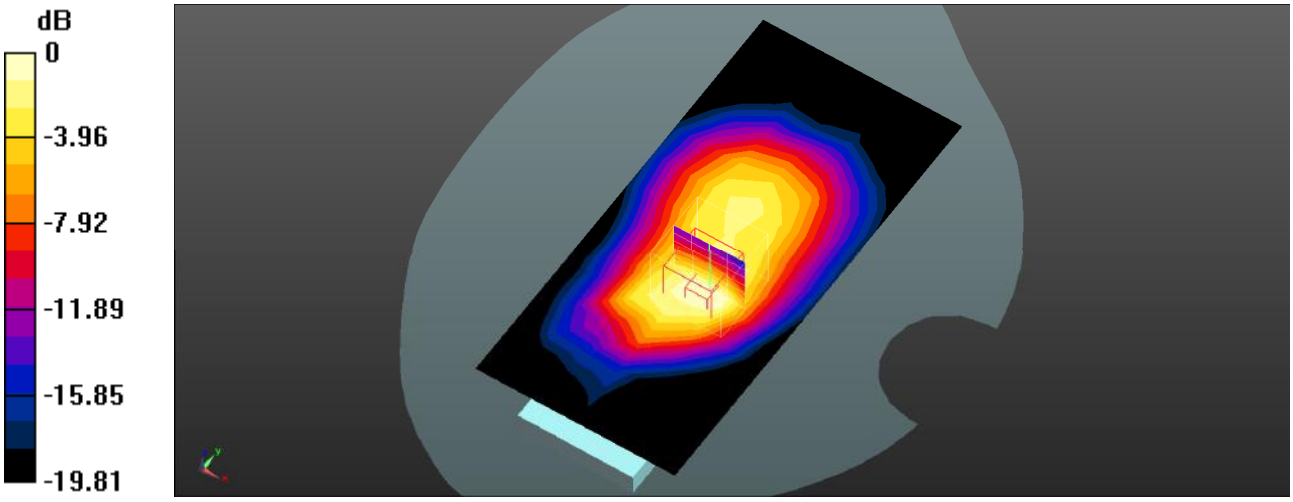

0 dB = 1.36 W/kg = 1.34 dBW/kg

Plot 31#: WCDMA Band 5_Head Left Cheek_Mid

DUT: 4G flip phone; Type: V909T; Serial: SZNS220909-40985E-SA-S1

Communication System: UID 0, WCDMA (0); Frequency: 836.6 MHz;Duty Cycle: 1:1
Medium parameters used (interpolated): f = 836.6 MHz; σ = 0.942 S/m; ε_r = 41.369; ρ = 1000 kg/m^3
Phantom section: Left Section

DASY5 Configuration:

- Probe: EX3DV4- SN7441; ConvF(10.04, 10.04, 10.04); Calibrated: 2022/05/16
- Sensor-Surface: 4mm (Mechanical Surface Detection)
- Electronics: DAE4 Sn1211; Calibrated: 2022/03/01
- Phantom: Twin SAM; Type: QD000P40CD; Serial: TP:1744
- Measurement SW: DASY52, Version 52.10 (4); SEMCAD X Version 14.6.14 (7501)

Head Left Cheek/WCDMA Band 5 Mid/Area Scan (8x10x1): Measurement grid: dx=15mm, dy=15mm
Maximum value of SAR (measured) = 0.117 W/kg

Head Left Cheek/WCDMA Band 5 Mid/Zoom Scan (5x5x7)/Cube 0: Measurement grid: dx=8mm, dy=8mm, dz=5mm
Reference Value = 7.535 V/m; Power Drift = -0.05 dB
Peak SAR (extrapolated) = 0.197 W/kg
SAR(1 g) = 0.120 W/kg; SAR(10 g) = 0.084 W/kg
Maximum value of SAR (measured) = 0.115 W/kg

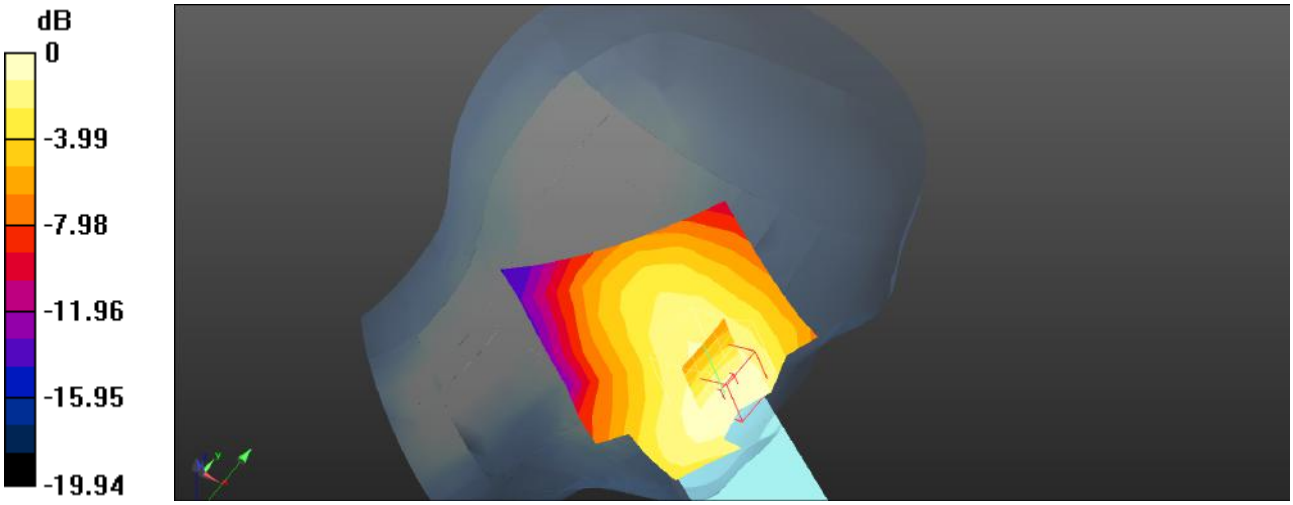

0 dB = 0.115 W/kg = -9.39 dBW/kg

Plot 32#: WCDMA Band 5_Head Left Tilt_Mid

DUT: 4G flip phone; Type: V909T; Serial: SZNS220909-40985E-SA-S1

Communication System: UID 0, WCDMA (0); Frequency: 836.6 MHz;Duty Cycle: 1:1
Medium parameters used (interpolated): f = 836.6 MHz; σ = 0.942 S/m; ε_r = 41.369; ρ = 1000 kg/m^3
Phantom section: Left Section

DASY5 Configuration:

- Probe: EX3DV4- SN7441; ConvF(10.04, 10.04, 10.04); Calibrated: 2022/05/16
- Sensor-Surface: 4mm (Mechanical Surface Detection)
- Electronics: DAE4 Sn1211; Calibrated: 2022/03/01
- Phantom: Twin SAM; Type: QD000P40CD; Serial: TP:1744
- Measurement SW: DASY52, Version 52.10 (4); SEMCAD X Version 14.6.14 (7501)

Head Left Tilt/WCDMA Band 5 Mid/Area Scan (8x10x1): Measurement grid: dx=15mm, dy=15mm
Maximum value of SAR (measured) = 0.0420 W/kg

Head Left Tilt/WCDMA Band 5 Mid/Zoom Scan (5x5x7)/Cube 0: Measurement grid: dx=8mm, dy=8mm, dz=5mm
Reference Value = 5.762 V/m; Power Drift = -0.07 dB
Peak SAR (extrapolated) = 0.0490 W/kg
SAR(1 g) = 0.039 W/kg; SAR(10 g) = 0.031 W/kg
Maximum value of SAR (measured) = 0.0411 W/kg

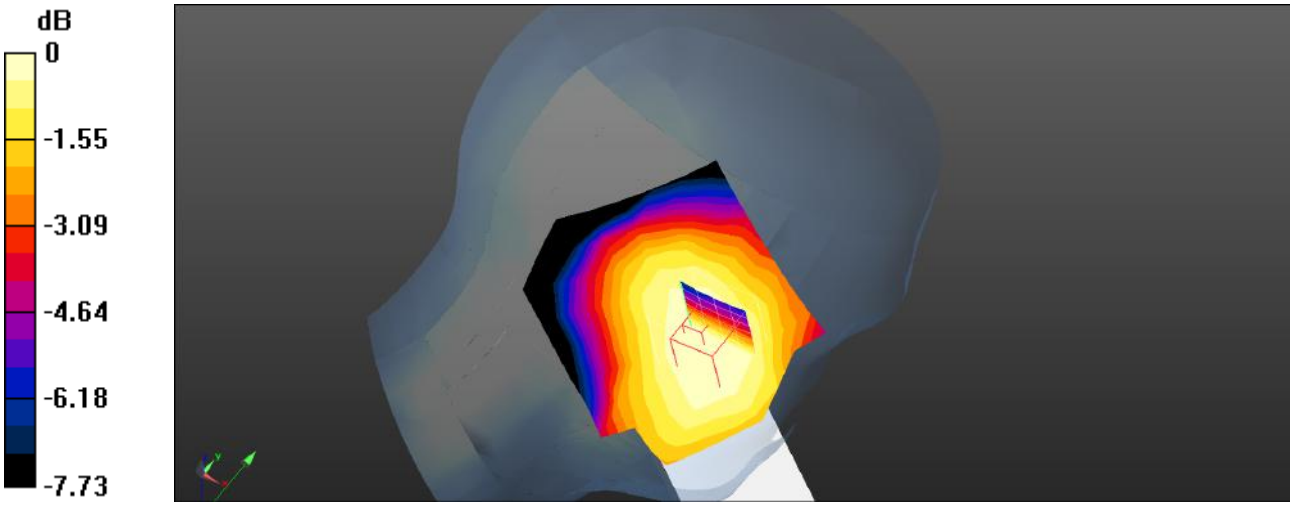

0 dB = 0.0411 W/kg = -13.86 dBW/kg

Plot 33#: WCDMA Band 5_Head Right Cheek_Mid

DUT: 4G flip phone; Type: V909T; Serial: SZNS220909-40985E-SA-S1

Communication System: UID 0, WCDMA (0); Frequency: 836.6 MHz;Duty Cycle: 1:1
Medium parameters used (interpolated): f = 836.6 MHz; σ = 0.942 S/m; ε_r = 41.369; ρ = 1000 kg/m^3
Phantom section: Right Section

DASY5 Configuration:

- Probe: EX3DV4- SN7441; ConvF(10.04, 10.04, 10.04); Calibrated: 2022/05/16
- Sensor-Surface: 4mm (Mechanical Surface Detection)
- Electronics: DAE4 Sn1211; Calibrated: 2022/03/01
- Phantom: Twin SAM; Type: QD000P40CD; Serial: TP:1744
- Measurement SW: DASY52, Version 52.10 (4); SEMCAD X Version 14.6.14 (7501)

Head Right Cheek/WCDMA Band 5 Mid/Area Scan (8x10x1): Measurement grid: dx=15mm, dy=15mm
Maximum value of SAR (measured) = 0.772 W/kg

Head Right Cheek/WCDMA Band 5 Mid/Zoom Scan (5x5x7)/Cube 0: Measurement grid: dx=8mm, dy=8mm, dz=5mm
Reference Value = 5.318 V/m; Power Drift = 0.18 dB
Peak SAR (extrapolated) = 1.08 W/kg
SAR(1 g) = 0.735 W/kg; SAR(10 g) = 0.454 W/kg
Maximum value of SAR (measured) = 0.787 W/kg

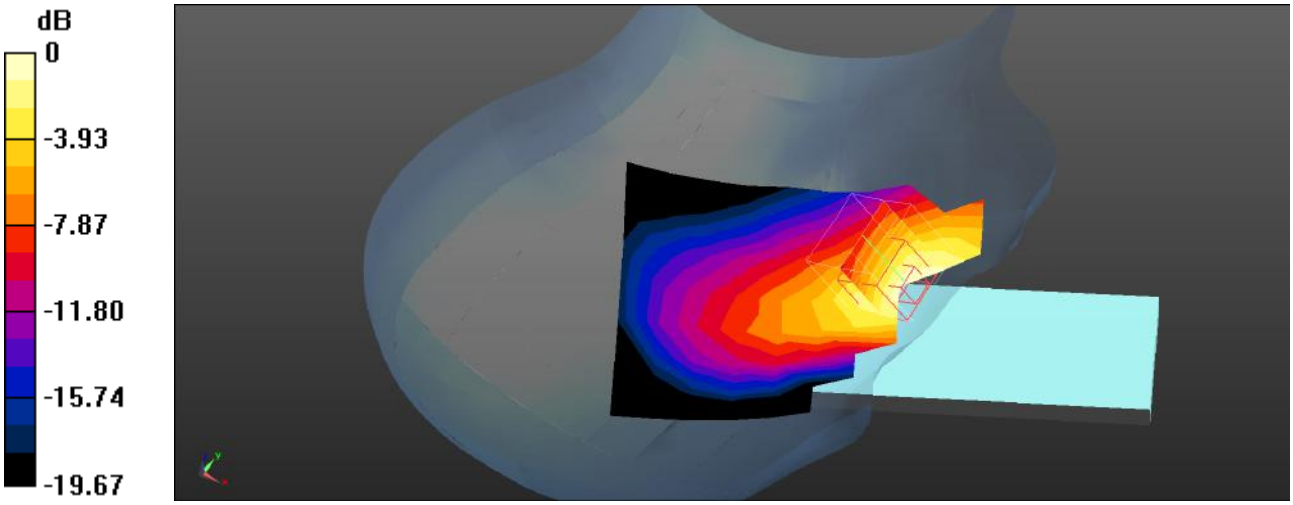

0 dB = 0.787 W/kg = -1.04 dBW/kg

Plot 34#: WCDMA Band 5_Head Right Tilt_Mid

DUT: 4G flip phone; Type: V909T; Serial: SZNS220909-40985E-SA-S1

Communication System: UID 0, WCDMA (0); Frequency: 836.6 MHz;Duty Cycle: 1:1
Medium parameters used (interpolated): f = 836.6 MHz; σ = 0.942 S/m; ε_r = 41.369; ρ = 1000 kg/m^3
Phantom section: Right Section

DASY5 Configuration:

- Probe: EX3DV4- SN7441; ConvF(10.04, 10.04, 10.04); Calibrated: 2022/05/16
- Sensor-Surface: 4mm (Mechanical Surface Detection)
- Electronics: DAE4 Sn1211; Calibrated: 2022/03/01
- Phantom: Twin SAM; Type: QD000P40CD; Serial: TP:1744
- Measurement SW: DASY52, Version 52.10 (4); SEMCAD X Version 14.6.14 (7501)

Head Right Tilt/WCDMA Band 5 Mid/Area Scan (8x10x1): Measurement grid: dx=15mm, dy=15mm
Maximum value of SAR (measured) = 0.0442 W/kg

Head Right Tilt/WCDMA Band 5 Mid/Zoom Scan (5x5x7)/Cube 0: Measurement grid: dx=8mm, dy=8mm, dz=5mm
Reference Value = 5.677 V/m; Power Drift = -0.01 dB
Peak SAR (extrapolated) = 0.0470 W/kg
SAR(1 g) = 0.041 W/kg; SAR(10 g) = 0.032 W/kg
Maximum value of SAR (measured) = 0.0415 W/kg

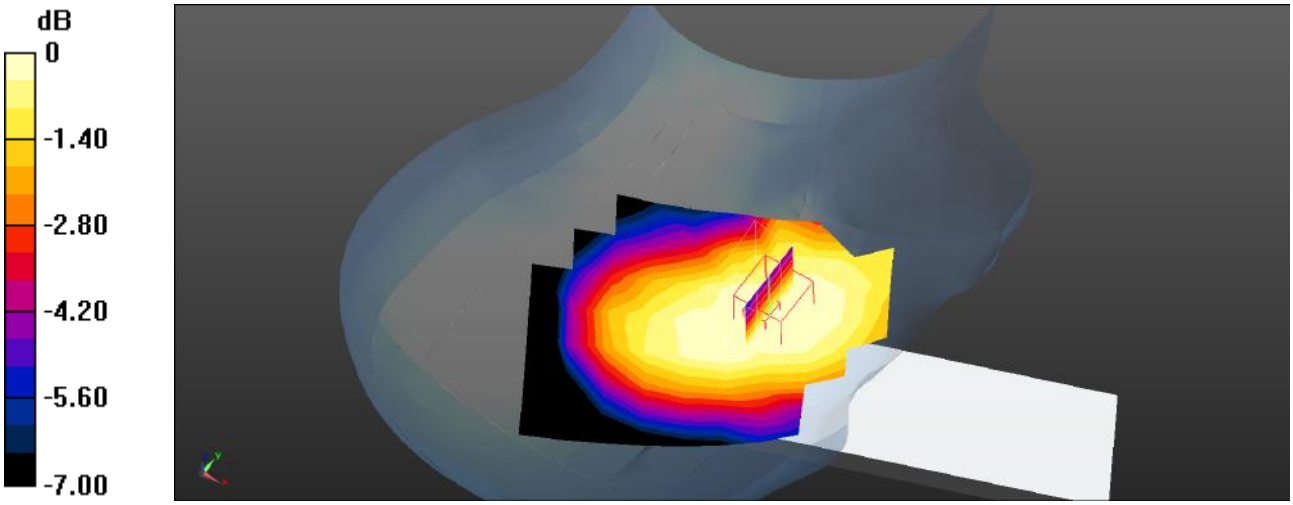

0 dB = 0.0415 W/kg = -13.82 dBW/kg

Plot 35#: WCDMA Band 5_Body Back_Low

DUT: 4G flip phone; Type: V909T; Serial: SZNS220909-40985E-SA-S1

Communication System: UID 0, WCDMA (0); Frequency: 826.4 MHz;Duty Cycle: 1:1
Medium parameters used (interpolated): f = 826.4 MHz; σ = 0.912 S/m; ε_r = 41.597; ρ = 1000 kg/m^3
Phantom section: Flat Section

DASY5 Configuration:

- Probe: EX3DV4- SN7441; ConvF(10.04, 10.04, 10.04); Calibrated: 2022/05/16
- Sensor-Surface: 4mm (Mechanical Surface Detection)
- Electronics: DAE4 Sn1211; Calibrated: 2022/03/01
- Phantom: Twin SAM; Type: QD000P40CD; Serial: TP:1744
- Measurement SW: DASY52, Version 52.10 (4); SEMCAD X Version 14.6.14 (7501)

Body Back/WCDMA Band 5 Low/Area Scan (7x14x1): Measurement grid: dx=15mm, dy=15mm
Maximum value of SAR (measured) = 1.36 W/kg

Body Back/WCDMA Band 5 Low/Zoom Scan (5x5x7)/Cube 0: Measurement grid: dx=8mm, dy=8mm, dz=5mm
Reference Value = 37.01 V/m; Power Drift = -0.17 dB
Peak SAR (extrapolated) = 1.83 W/kg
SAR(1 g) = 1.31 W/kg; SAR(10 g) = 0.882 W/kg
Maximum value of SAR (measured) = 1.41 W/kg

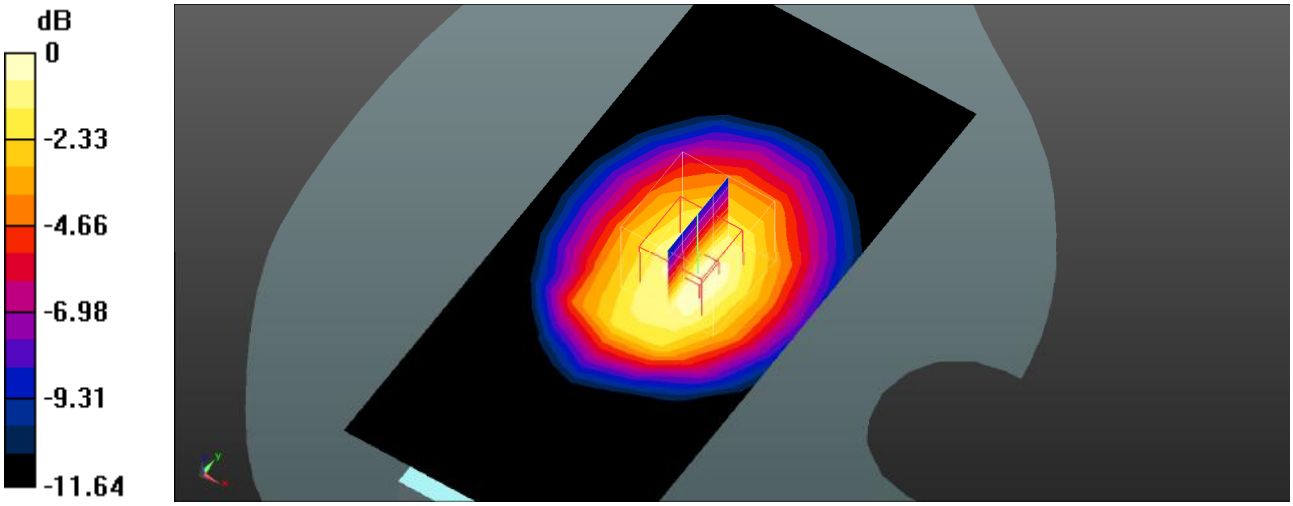

0 dB = 1.41 W/kg = 1.49 dBW/kg

Plot 36#: WCDMA Band 5_Body Back_Mid

DUT: 4G flip phone; Type: V909T; Serial: SZNS220909-40985E-SA-S1

Communication System: UID 0, WCDMA (0); Frequency: 836.6 MHz;Duty Cycle: 1:1
Medium parameters used (interpolated): f = 836.6 MHz; σ = 0.942 S/m; ε_r = 41.369; ρ = 1000 kg/m^3
Phantom section: Flat Section

DASY5 Configuration:

- Probe: EX3DV4- SN7441; ConvF(10.04, 10.04, 10.04); Calibrated: 2022/05/16
- Sensor-Surface: 4mm (Mechanical Surface Detection)
- Electronics: DAE4 Sn1211; Calibrated: 2022/03/01
- Phantom: Twin SAM; Type: QD000P40CD; Serial: TP:1744
- Measurement SW: DASY52, Version 52.10 (4); SEMCAD X Version 14.6.14 (7501)

Body Back/WCDMA Band 5 Mid/Area Scan (7x14x1): Measurement grid: dx=15mm, dy=15mm
Maximum value of SAR (measured) = 1.29 W/kg

Body Back/WCDMA Band 5 Mid/Zoom Scan (5x5x7)/Cube 0: Measurement grid: dx=8mm, dy=8mm, dz=5mm
Reference Value = 36.64 V/m; Power Drift = -0.07 dB
Peak SAR (extrapolated) = 1.83 W/kg
SAR(1 g) = 1.3 W/kg; SAR(10 g) = 0.870 W/kg
Maximum value of SAR (measured) = 1.38 W/kg

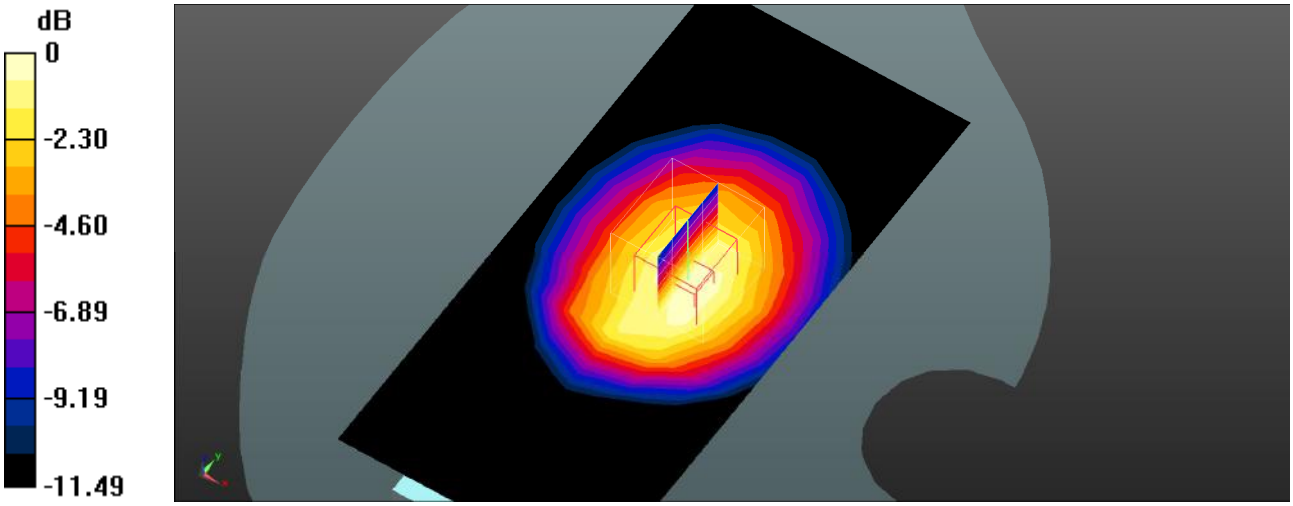

0 dB = 1.38 W/kg = 1.40 dBW/kg

Plot 37#: WCDMA Band 5_Body Back_High

DUT: 4G flip phone; Type: V909T; Serial: SZNS220909-40985E-SA-S1

Communication System: UID 0, WCDMA (0); Frequency: 846.6 MHz;Duty Cycle: 1:1
Medium parameters used (interpolated): f = 846.6 MHz; σ = 0.945 S/m; ε_r = 41.639; ρ = 1000 kg/m^3
Phantom section: Flat Section

DASY5 Configuration:

- Probe: EX3DV4- SN7441; ConvF(10.04, 10.04, 10.04); Calibrated: 2022/05/16
- Sensor-Surface: 4mm (Mechanical Surface Detection)
- Electronics: DAE4 Sn1211; Calibrated: 2022/03/01
- Phantom: Twin SAM; Type: QD000P40CD; Serial: TP:1744
- Measurement SW: DASY52, Version 52.10 (4); SEMCAD X Version 14.6.14 (7501)

Body Back/WCDMA Band 5 High/Area Scan (7x14x1): Measurement grid: dx=15mm, dy=15mm
Maximum value of SAR (measured) = 1.30 W/kg

Body Back/WCDMA Band 5 High/Zoom Scan (5x5x7)/Cube 0: Measurement grid: dx=8mm, dy=8mm, dz=5mm
Reference Value = 36.05 V/m; Power Drift = -0.06 dB
Peak SAR (extrapolated) = 1.79 W/kg
SAR(1 g) = 1.27 W/kg; SAR(10 g) = 0.847 W/kg
Maximum value of SAR (measured) = 1.35 W/kg

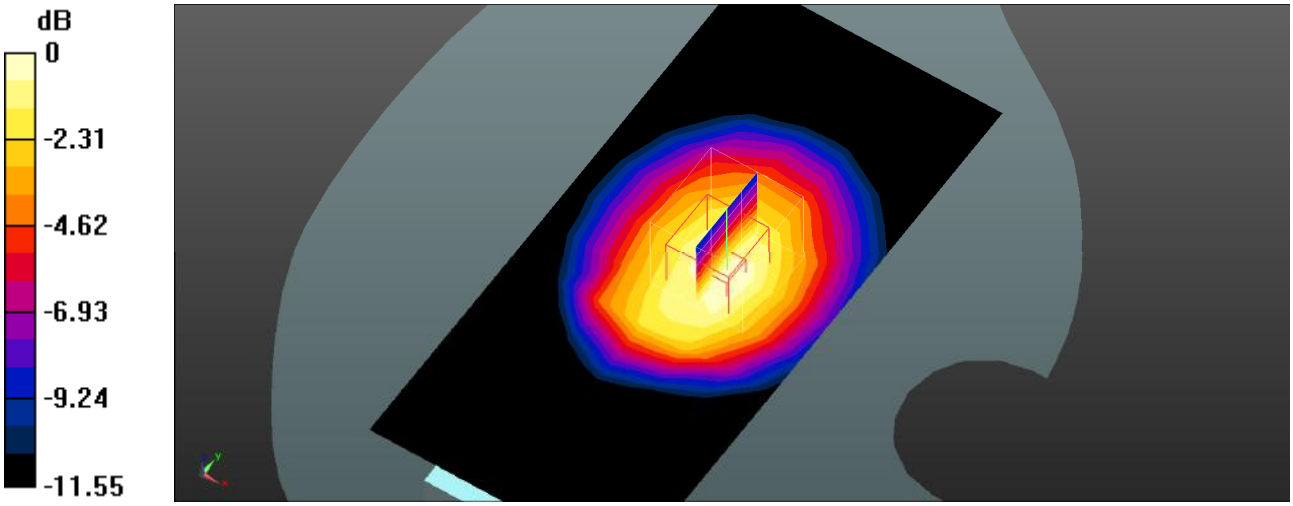

0 dB = 1.35 W/kg = 1.30 dBW/kg

Plot 38#: LTE Band 2_1RB_Head Left Cheek_Mid

DUT: 4G flip phone; Type: V909T; Serial: SZNS220909-40985E-SA-S1

Communication System: UID 0, Generic FDD-LTE (0); Frequency: 1880 MHz;Duty Cycle: 1:1
Medium parameters used (interpolated): f = 1880 MHz; σ = 1.41 S/m; ε_r = 40.054; ρ = 1000 kg/m^3
Phantom section: Left Section

DASY5 Configuration:

- Probe: EX3DV4- SN7441; ConvF(7.94, 7.94, 7.94); Calibrated: 2022/05/16
- Sensor-Surface: 4mm (Mechanical Surface Detection)
- Electronics: DAE4 Sn1211; Calibrated: 2022/03/01
- Phantom: Twin SAM; Type: QD000P40CD; Serial: TP:1744
- Measurement SW: DASY52, Version 52.10 (4); SEMCAD X Version 14.6.14 (7501)

Head Left Cheek/LTE Band 2 1RB Mid/Area Scan (8x10x1): Measurement grid: dx=15mm, dy=15mm
Maximum value of SAR (measured) = 0.261 W/kg

Head Left Cheek/LTE Band 2 1RB Mid/Zoom Scan (5x5x7)/Cube 0: Measurement grid: dx=8mm, dy=8mm, dz=5mm
Reference Value = 3.981 V/m; Power Drift = 0.04 dB
Peak SAR (extrapolated) = 0.391 W/kg
SAR(1 g) = 0.254 W/kg; SAR(10 g) = 0.157 W/kg
Maximum value of SAR (measured) = 0.268 W/kg

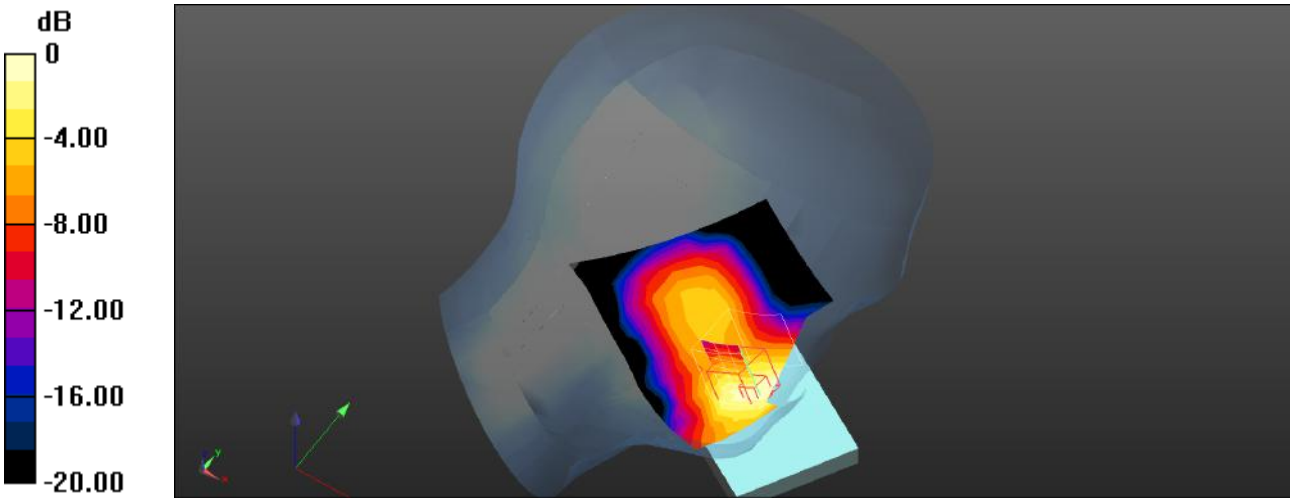

0 dB = 0.268 W/kg = -5.72 dBW/kg

Plot 39#: LTE Band 2_50%RB_Head Left Cheek_Mid

DUT: 4G flip phone; Type: V909T; Serial: SZNS220909-40985E-SA-S1

Communication System: UID 0, Generic FDD-LTE (0); Frequency: 1880 MHz;Duty Cycle: 1:1
Medium parameters used (interpolated): f = 1880 MHz; σ = 1.41 S/m; ε_r = 40.054; ρ = 1000 kg/m^3
Phantom section: Left Section

DASY5 Configuration:

- Probe: EX3DV4- SN7441; ConvF(7.94, 7.94, 7.94); Calibrated: 2022/05/16
- Sensor-Surface: 4mm (Mechanical Surface Detection)
- Electronics: DAE4 Sn1211; Calibrated: 2022/03/01
- Phantom: Twin SAM; Type: QD000P40CD; Serial: TP:1744
- Measurement SW: DASY52, Version 52.10 (4); SEMCAD X Version 14.6.14 (7501)

Head Left Cheek/LTE Band 2 50%RB Mid/Area Scan (8x10x1): Measurement grid: dx=15mm, dy=15mm
Maximum value of SAR (measured) = 0.161 W/kg

Head Left Cheek/LTE Band 2 50%RB Mid/Zoom Scan (5x5x7)/Cube 0: Measurement grid: dx=8mm, dy=8mm, dz=5mm
Reference Value = 2.884 V/m; Power Drift = 0.03 dB
Peak SAR (extrapolated) = 0.236 W/kg
SAR(1 g) = 0.157 W/kg; SAR(10 g) = 0.097 W/kg
Maximum value of SAR (measured) = 0.165 W/kg



0 dB = 0.165 W/kg = -7.83 dBW/kg

Plot 40#: LTE Band 2_1RB_Head Left Tilt_Mid

DUT: 4G flip phone; Type: V909T; Serial: SZNS220909-40985E-SA-S1

Communication System: UID 0, Generic FDD-LTE (0); Frequency: 1880 MHz;Duty Cycle: 1:1
Medium parameters used (interpolated): f = 1880 MHz; σ = 1.41 S/m; ε_r = 40.054; ρ = 1000 kg/m^3
Phantom section: Left Section

DASY5 Configuration:

- Probe: EX3DV4- SN7441; ConvF(7.94, 7.94, 7.94); Calibrated: 2022/05/16
- Sensor-Surface: 4mm (Mechanical Surface Detection)
- Electronics: DAE4 Sn1211; Calibrated: 2022/03/01
- Phantom: Twin SAM; Type: QD000P40CD; Serial: TP:1744
- Measurement SW: DASY52, Version 52.10 (4); SEMCAD X Version 14.6.14 (7501)

Head Left Tilt/LTE Band 2 1RB Mid/Area Scan (8x10x1): Measurement grid: dx=15mm, dy=15mm
Maximum value of SAR (measured) = 0.0384 W/kg

Head Left Tilt/LTE Band 2 1RB Mid/Zoom Scan (5x5x7)/Cube 0: Measurement grid: dx=8mm, dy=8mm, dz=5mm
Reference Value = 3.317 V/m; Power Drift = 0.03 dB
Peak SAR (extrapolated) = 0.0570 W/kg
SAR(1 g) = 0.038 W/kg; SAR(10 g) = 0.024 W/kg
Maximum value of SAR (measured) = 0.0395 W/kg

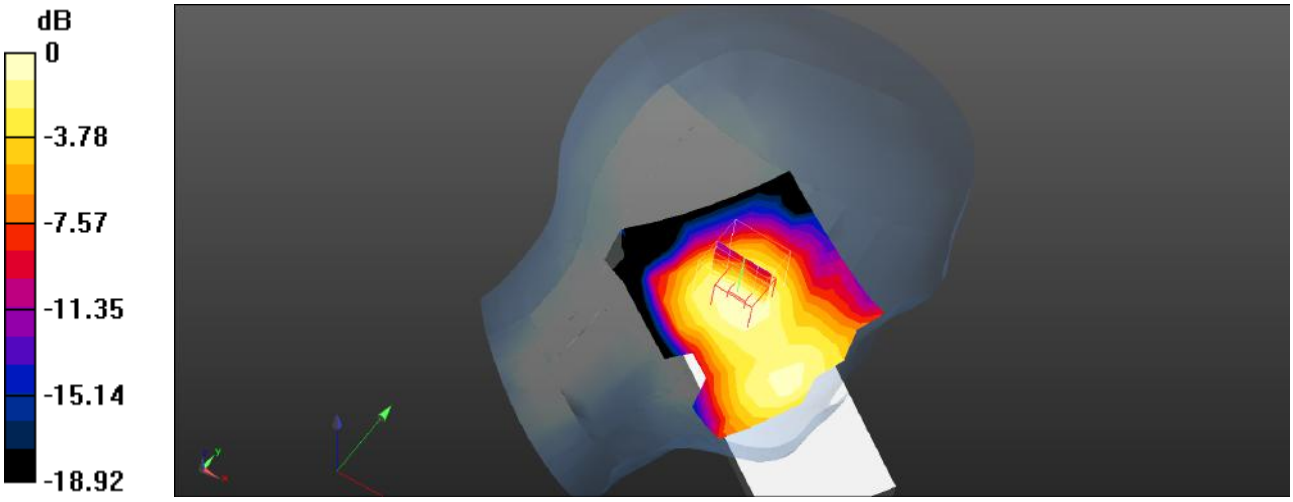

0 dB = 0.0395 W/kg = -14.03 dBW/kg

Plot 41#: LTE Band 2_50%RB_Head Left Tilt_Mid

DUT: 4G flip phone; Type: V909T; Serial: SZNS220909-40985E-SA-S1

Communication System: UID 0, Generic FDD-LTE (0); Frequency: 1880 MHz;Duty Cycle: 1:1
Medium parameters used (interpolated): f = 1880 MHz; σ = 1.41 S/m; ε_r = 40.054; ρ = 1000 kg/m^3
Phantom section: Left Section

DASY5 Configuration:

- Probe: EX3DV4- SN7441; ConvF(7.94, 7.94, 7.94); Calibrated: 2022/05/16
- Sensor-Surface: 4mm (Mechanical Surface Detection)
- Electronics: DAE4 Sn1211; Calibrated: 2022/03/01
- Phantom: Twin SAM; Type: QD000P40CD; Serial: TP:1744
- Measurement SW: DASY52, Version 52.10 (4); SEMCAD X Version 14.6.14 (7501)

Head Left Tilt/LTE Band 2 50%RB Mid/Area Scan (8x10x1): Measurement grid: dx=15mm, dy=15mm
Maximum value of SAR (measured) = 0.0262 W/kg

Head Left Tilt/LTE Band 2 50%RB Mid/Zoom Scan (5x5x7)/Cube 0: Measurement grid: dx=8mm, dy=8mm, dz=5mm
Reference Value = 2.054 V/m; Power Drift = 0.08 dB
Peak SAR (extrapolated) = 0.0320 W/kg
SAR(1 g) = 0.023 W/kg; SAR(10 g) = 0.016 W/kg
Maximum value of SAR (measured) = 0.0242 W/kg

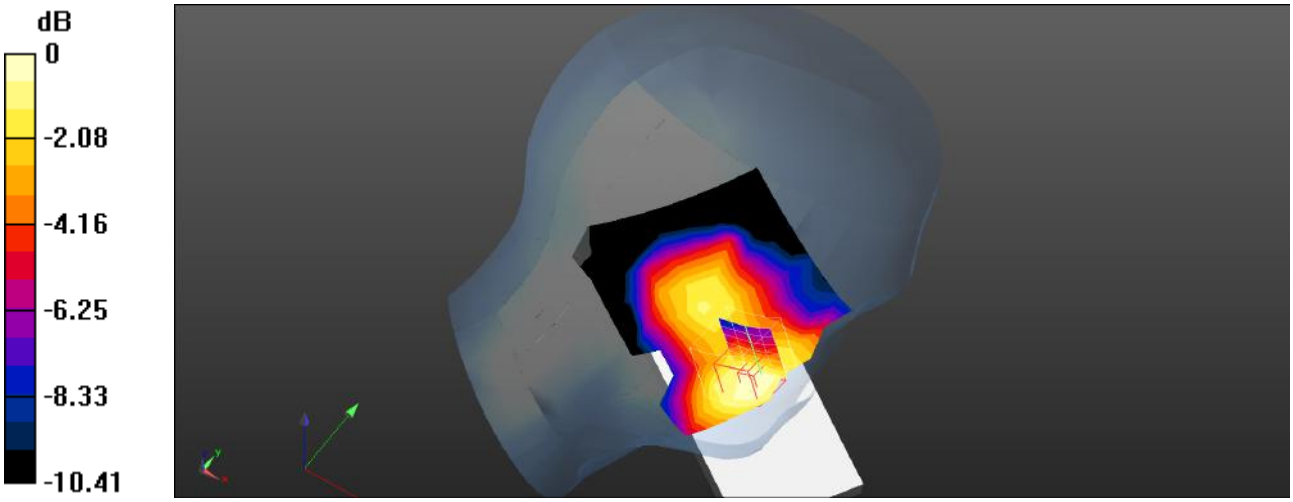

0 dB = 0.0242 W/kg = -16.16 dBW/kg

Plot 42#: LTE Band 2_1RB_Head Right Cheek_Mid

DUT: 4G flip phone; Type: V909T; Serial: SZNS220909-40985E-SA-S1

Communication System: UID 0, Generic FDD-LTE (0); Frequency: 1880 MHz;Duty Cycle: 1:1
Medium parameters used (interpolated): f = 1880 MHz; σ = 1.41 S/m; ε_r = 40.054; ρ = 1000 kg/m^3
Phantom section: Right Section

DASY5 Configuration:

- Probe: EX3DV4- SN7441; ConvF(7.94, 7.94, 7.94); Calibrated: 2022/05/16
- Sensor-Surface: 4mm (Mechanical Surface Detection)
- Electronics: DAE4 Sn1211; Calibrated: 2022/03/01
- Phantom: Twin SAM; Type: QD000P40CD; Serial: TP:1744
- Measurement SW: DASY52, Version 52.10 (4); SEMCAD X Version 14.6.14 (7501)

Head Right Cheek/LTE Band 2 1RB Mid/Area Scan (8x10x1): Measurement grid: dx=15mm, dy=15mm
Maximum value of SAR (measured) = 0.163 W/kg

Head Right Cheek/LTE Band 2 1RB Mid/Zoom Scan (5x5x7)/Cube 0: Measurement grid: dx=8mm, dy=8mm, dz=5mm
Reference Value = 3.795 V/m; Power Drift = -0.04 dB
Peak SAR (extrapolated) = 0.263 W/kg
SAR(1 g) = 0.166 W/kg; SAR(10 g) = 0.099 W/kg
Maximum value of SAR (measured) = 0.180 W/kg

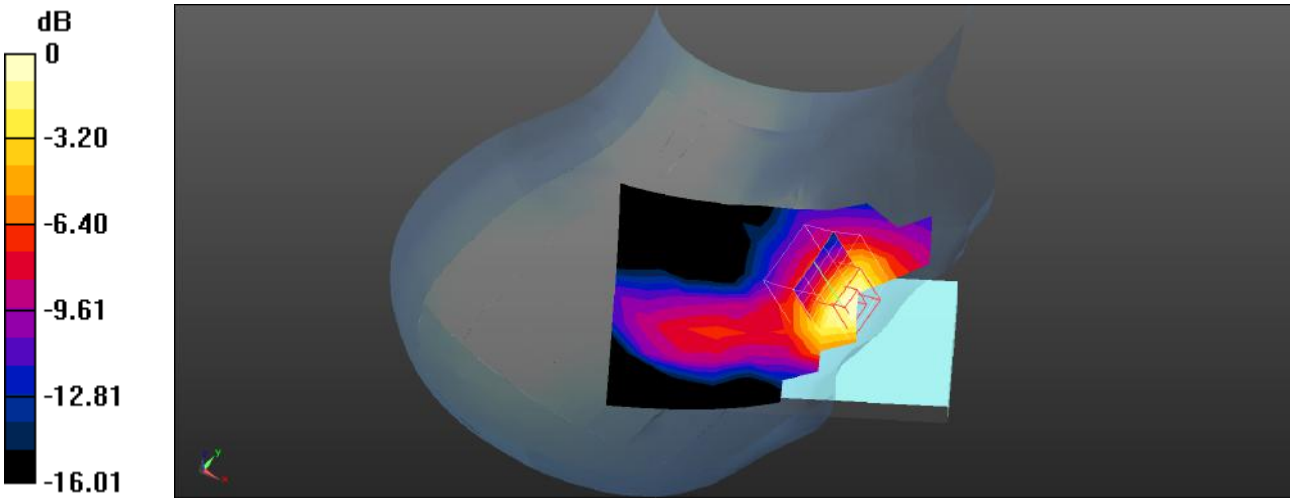

0 dB = 0.180 W/kg = -7.45 dBW/kg

Plot 43#: LTE Band 2_50%RB_Head Right Cheek_Mid

DUT: 4G flip phone; Type: V909T; Serial: SZNS220909-40985E-SA-S1

Communication System: UID 0, Generic FDD-LTE (0); Frequency: 1880 MHz;Duty Cycle: 1:1
Medium parameters used (interpolated): f = 1880 MHz; σ = 1.41 S/m; ε_r = 40.054; ρ = 1000 kg/m^3
Phantom section: Right Section

DASY5 Configuration:

- Probe: EX3DV4- SN7441; ConvF(7.94, 7.94, 7.94); Calibrated: 2022/05/16
- Sensor-Surface: 4mm (Mechanical Surface Detection)
- Electronics: DAE4 Sn1211; Calibrated: 2022/03/01
- Phantom: Twin SAM; Type: QD000P40CD; Serial: TP:1744
- Measurement SW: DASY52, Version 52.10 (4); SEMCAD X Version 14.6.14 (7501)

Head Right Cheek/LTE Band 2 50%RB Mid/Area Scan (8x10x1): Measurement grid: dx=15mm, dy=15mm
Maximum value of SAR (measured) = 0.129 W/kg

Head Right Cheek/LTE Band 2 50%RB Mid/Zoom Scan (5x5x7)/Cube 0: Measurement grid: dx=8mm, dy=8mm, dz=5mm
Reference Value = 3.146 V/m; Power Drift = 0.12 dB
Peak SAR (extrapolated) = 0.210 W/kg
SAR(1 g) = 0.132 W/kg; SAR(10 g) = 0.078 W/kg
Maximum value of SAR (measured) = 0.145 W/kg

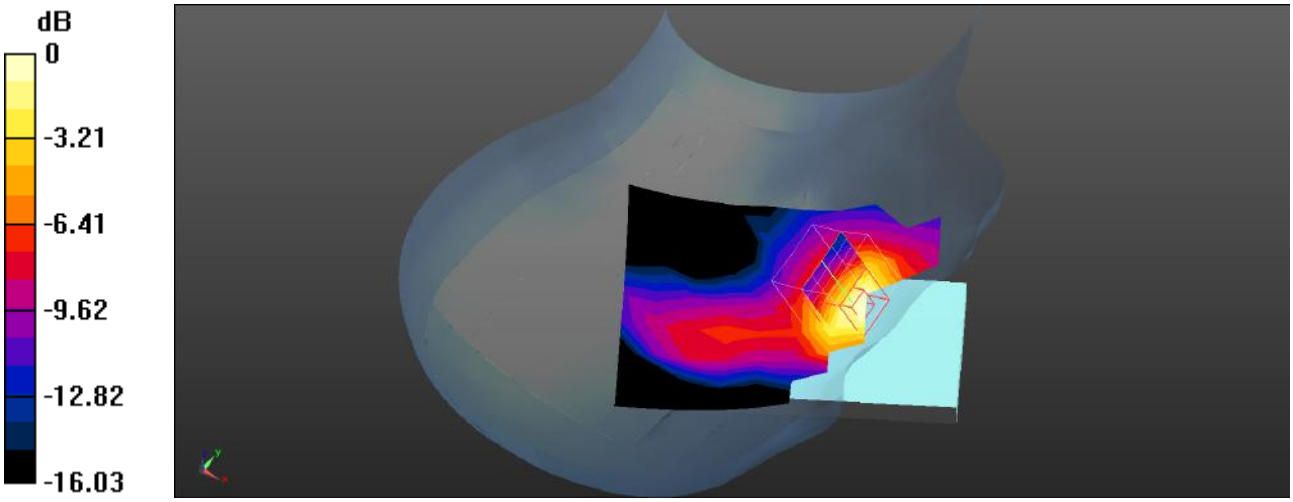

0 dB = 0.145 W/kg = -8.39 dBW/kg

Plot 44#: LTE Band 2_1RB_Head Right Tilt_Mid

DUT: 4G flip phone; Type: V909T; Serial: SZNS220909-40985E-SA-S1

Communication System: UID 0, Generic FDD-LTE (0); Frequency: 1880 MHz;Duty Cycle: 1:1
Medium parameters used (interpolated): f = 1880 MHz; σ = 1.41 S/m; ε_r = 40.054; ρ = 1000 kg/m^3
Phantom section: Right Section

DASY5 Configuration:

- Probe: EX3DV4- SN7441; ConvF(7.94, 7.94, 7.94); Calibrated: 2022/05/16
- Sensor-Surface: 4mm (Mechanical Surface Detection)
- Electronics: DAE4 Sn1211; Calibrated: 2022/03/01
- Phantom: Twin SAM; Type: QD000P40CD; Serial: TP:1744
- Measurement SW: DASY52, Version 52.10 (4); SEMCAD X Version 14.6.14 (7501)

Head Right Tilt/LTE Band 2 1RB Mid/Area Scan (8x10x1): Measurement grid: dx=15mm, dy=15mm
Maximum value of SAR (measured) = 0.0241 W/kg

Head Right Tilt/LTE Band 2 1RB Mid/Zoom Scan (5x5x7)/Cube 0: Measurement grid: dx=8mm, dy=8mm, dz=5mm
Reference Value = 1.903 V/m; Power Drift = 0.04 dB
Peak SAR (extrapolated) = 0.0330 W/kg
SAR(1 g) = 0.022 W/kg; SAR(10 g) = 0.015 W/kg
Maximum value of SAR (measured) = 0.0230 W/kg

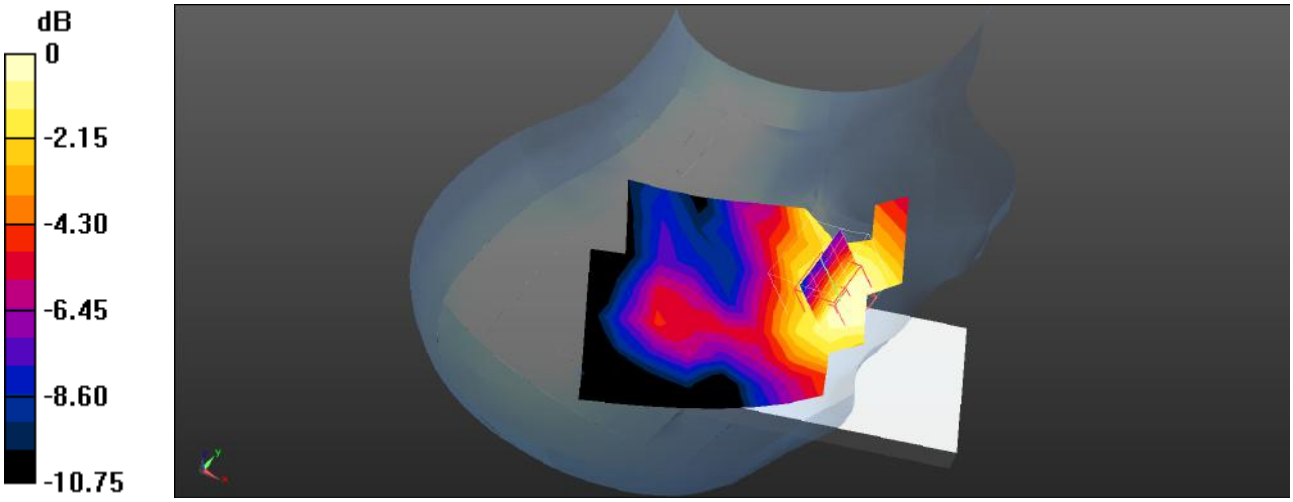

0 dB = 0.0230 W/kg = -16.38 dBW/kg

Plot 45#: LTE Band 2_50%RB_Head Right Tilt_Mid

DUT: 4G flip phone; Type: V909T; Serial: SZNS220909-40985E-SA-S1

Communication System: UID 0, Generic FDD-LTE (0); Frequency: 1880 MHz;Duty Cycle: 1:1
Medium parameters used (interpolated): f = 1880 MHz; σ = 1.41 S/m; ε_r = 40.054; ρ = 1000 kg/m^3
Phantom section: Right Section

DASY5 Configuration:

- Probe: EX3DV4- SN7441; ConvF(7.94, 7.94, 7.94); Calibrated: 2022/05/16
- Sensor-Surface: 4mm (Mechanical Surface Detection)
- Electronics: DAE4 Sn1211; Calibrated: 2022/03/01
- Phantom: Twin SAM; Type: QD000P40CD; Serial: TP:1744
- Measurement SW: DASY52, Version 52.10 (4); SEMCAD X Version 14.6.14 (7501)

Head Right Tilt/LTE Band 2 50%RB Mid/Area Scan (8x10x1): Measurement grid: dx=15mm, dy=15mm
Maximum value of SAR (measured) = 0.0195 W/kg

Head Right Tilt/LTE Band 2 50%RB Mid/Zoom Scan (5x5x7)/Cube 0: Measurement grid: dx=8mm, dy=8mm, dz=5mm
Reference Value = 1.369 V/m; Power Drift = 0.01 dB
Peak SAR (extrapolated) = 0.0290 W/kg
SAR(1 g) = 0.019 W/kg; SAR(10 g) = 0.013 W/kg
Maximum value of SAR (measured) = 0.0204 W/kg

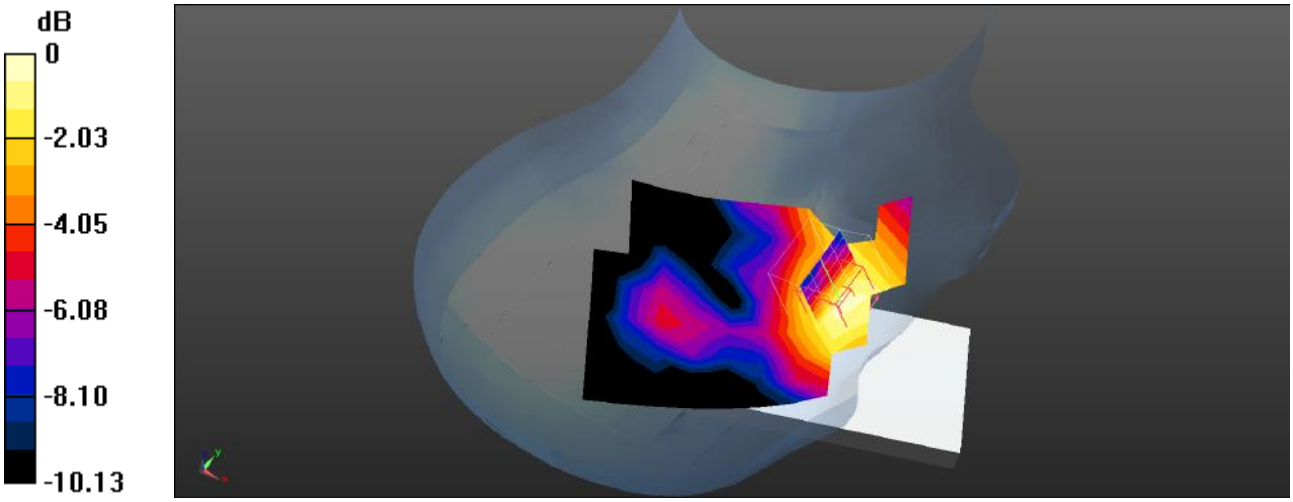

0 dB = 0.0204 W/kg = -16.90 dBW/kg

Plot 46#: LTE Band 2_1RB_Body Back_Mid

DUT: 4G flip phone; Type: V909T; Serial: SZNS220909-40985E-SA-S1

Communication System: UID 0, Generic FDD-LTE (0); Frequency: 1880 MHz;Duty Cycle: 1:1
Medium parameters used (interpolated): f = 1880 MHz; σ = 1.41 S/m; ε_r = 40.054; ρ = 1000 kg/m^3
Phantom section: Flat Section

DASY5 Configuration:

- Probe: EX3DV4- SN7441; ConvF(7.94, 7.94, 7.94); Calibrated: 2022/05/16
- Sensor-Surface: 4mm (Mechanical Surface Detection)
- Electronics: DAE4 Sn1211; Calibrated: 2022/03/01
- Phantom: Twin SAM; Type: QD000P40CD; Serial: TP:1744
- Measurement SW: DASY52, Version 52.10 (4); SEMCAD X Version 14.6.14 (7501)

Body Back/LTE Band 2 1RB Mid/Area Scan (6x14x1): Measurement grid: dx=15mm, dy=15mm
Maximum value of SAR (measured) = 0.683 W/kg

Body Back/LTE Band 2 1RB Mid/Zoom Scan (5x5x7)/Cube 0: Measurement grid: dx=8mm, dy=8mm, dz=5mm
Reference Value = 20.09 V/m; Power Drift = -0.06 dB
Peak SAR (extrapolated) = 1.25 W/kg
SAR(1 g) = 0.654 W/kg; SAR(10 g) = 0.342 W/kg
Maximum value of SAR (measured) = 0.659 W/kg

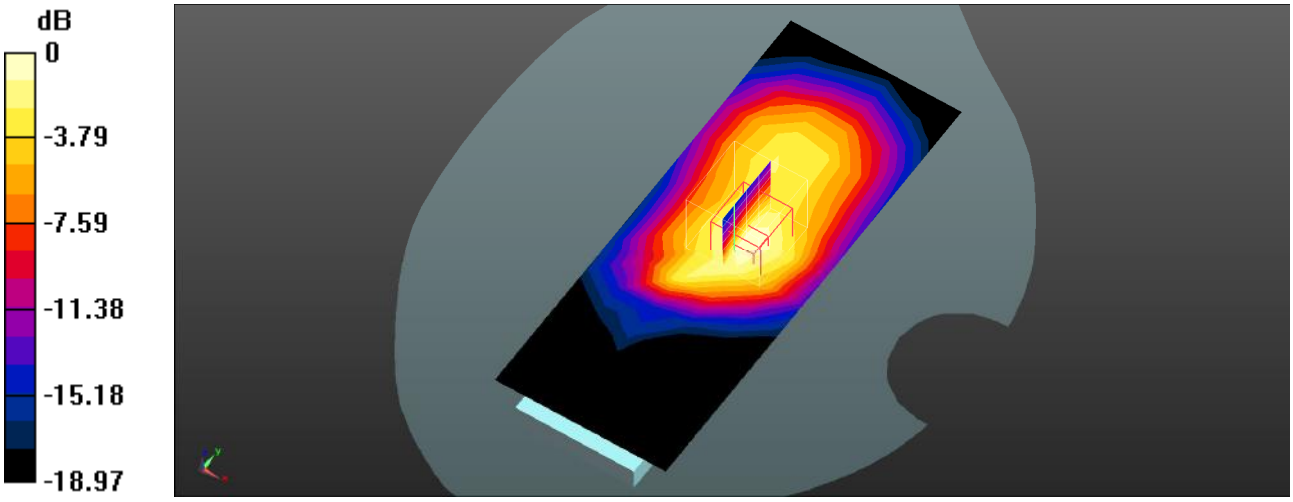

0 dB = 0.659 W/kg = -1.81 dBW/kg

Plot 47#: LTE Band 2_50%RB_Body Back_Mid

DUT: 4G flip phone; Type: V909T; Serial: SZNS220909-40985E-SA-S1

Communication System: UID 0, Generic FDD-LTE (0); Frequency: 1880 MHz;Duty Cycle: 1:1
Medium parameters used (interpolated): f = 1880 MHz; σ = 1.41 S/m; ε_r = 40.054; ρ = 1000 kg/m^3
Phantom section: Flat Section

DASY5 Configuration:

- Probe: EX3DV4- SN7441; ConvF(7.94, 7.94, 7.94); Calibrated: 2022/05/16
- Sensor-Surface: 4mm (Mechanical Surface Detection)
- Electronics: DAE4 Sn1211; Calibrated: 2022/03/01
- Phantom: Twin SAM; Type: QD000P40CD; Serial: TP:1744
- Measurement SW: DASY52, Version 52.10 (4); SEMCAD X Version 14.6.14 (7501)

Body Back/LTE Band 2 50%RB Mid/Area Scan (6x14x1): Measurement grid: dx=15mm, dy=15mm
Maximum value of SAR (measured) = 0.550 W/kg

Body Back/LTE Band 2 50%RB Mid/Zoom Scan (5x5x7)/Cube 0: Measurement grid: dx=8mm, dy=8mm, dz=5mm
Reference Value = 16.71 V/m; Power Drift = -0.10 dB
Peak SAR (extrapolated) = 1.05 W/kg
SAR(1 g) = 0.551 W/kg; SAR(10 g) = 0.287 W/kg
Maximum value of SAR (measured) = 0.562 W/kg

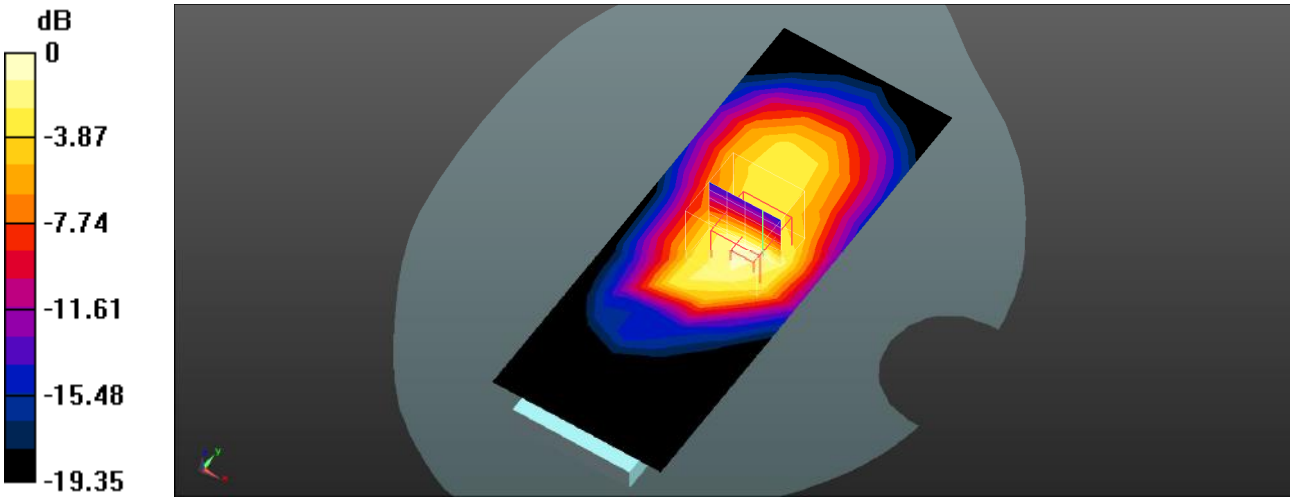

0 dB = 0.562 W/kg = -2.50 dBW/kg

Plot 48#: LTE Band 7_1RB_Head Left Cheek_Mid

DUT: 4G flip phone; Type: V909T; Serial: SZNS220909-40985E-SA-S1

Communication System: UID 0, Generic FDD-LTE (0); Frequency: 2535 MHz;Duty Cycle: 1:1
Medium parameters used (interpolated): f = 2535 MHz; σ = 1.894 S/m; ε_r = 38.445; ρ = 1000 kg/m^3
Phantom section: Left Section

DASY5 Configuration:

- Probe: EX3DV4- SN7441; ConvF(7.54, 7.54, 7.54); Calibrated: 2022/05/16
- Sensor-Surface: 4mm (Mechanical Surface Detection)
- Electronics: DAE4 Sn1211; Calibrated: 2022/03/01
- Phantom: Twin SAM; Type: QD000P40CD; Serial: TP:1744
- Measurement SW: DASY52, Version 52.10 (4); SEMCAD X Version 14.6.14 (7501)

Head Left Cheek/LTE Band 7 1RB Mid/Area Scan (11x13x1): Measurement grid: dx=10mm, dy=10mm
Maximum value of SAR (measured) = 0.0168 W/kg

Head Left Cheek/LTE Band 7 1RB Mid/Zoom Scan (7x7x7)/Cube 0: Measurement grid: dx=5mm, dy=5mm, dz=5mm
Reference Value = 0.8820 V/m; Power Drift = 0.09 dB
Peak SAR (extrapolated) = 0.0210 W/kg
SAR(1 g) = 0.011 W/kg; SAR(10 g) = 0.00465 W/kg
Maximum value of SAR (measured) = 0.0143 W/kg

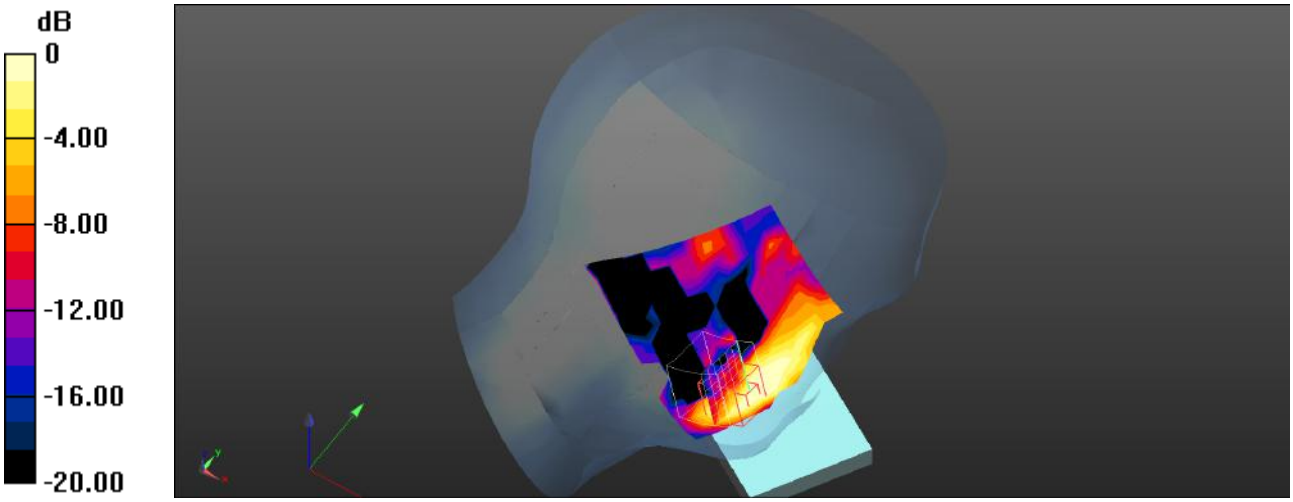

0 dB = 0.0143 W/kg = -18.45 dBW/kg

Plot 49#: LTE Band 7_50%RB_Head Left Cheek_Mid

DUT: 4G flip phone; Type: V909T; Serial: SZNS220909-40985E-SA-S1

Communication System: UID 0, Generic FDD-LTE (0); Frequency: 2535 MHz;Duty Cycle: 1:1
Medium parameters used (interpolated): f = 2535 MHz; σ = 1.894 S/m; ε_r = 38.445; ρ = 1000 kg/m^3
Phantom section: Left Section

DASY5 Configuration:

- Probe: EX3DV4- SN7441; ConvF(7.54, 7.54, 7.54); Calibrated: 2022/05/16
- Sensor-Surface: 4mm (Mechanical Surface Detection)
- Electronics: DAE4 Sn1211; Calibrated: 2022/03/01
- Phantom: Twin SAM; Type: QD000P40CD; Serial: TP:1744
- Measurement SW: DASY52, Version 52.10 (4); SEMCAD X Version 14.6.14 (7501)

Head Left Cheek/LTE Band 7 50%RB Mid/Area Scan (11x13x1): Measurement grid: dx=10mm, dy=10mm
Maximum value of SAR (measured) = 0.00826 W/kg

Head Left Cheek/LTE Band 7 50%RB Mid/Zoom Scan (7x7x7)/Cube 0: Measurement grid: dx=5mm, dy=5mm, dz=5mm
Reference Value = 0 V/m; Power Drift = 0.10 dB
Peak SAR (extrapolated) = 0.0130 W/kg
SAR(1 g) = 0.0061 W/kg; SAR(10 g) = 0.00247 W/kg
Maximum value of SAR (measured) = 0.00728 W/kg



0 dB = 0.00728 W/kg = -21.38 dBW/kg

Plot 50#: LTE Band 7_1RB_Head Left Tilt_Mid

DUT: 4G flip phone; Type: V909T; Serial: SZNS220909-40985E-SA-S1

Communication System: UID 0, Generic FDD-LTE (0); Frequency: 2535 MHz;Duty Cycle: 1:1
Medium parameters used (interpolated): f = 2535 MHz; σ = 1.894 S/m; ε_r = 38.445; ρ = 1000 kg/m^3
Phantom section: Left Section

DASY5 Configuration:

- Probe: EX3DV4- SN7441; ConvF(7.54, 7.54, 7.54); Calibrated: 2022/05/16
- Sensor-Surface: 4mm (Mechanical Surface Detection)
- Electronics: DAE4 Sn1211; Calibrated: 2022/03/01
- Phantom: Twin SAM; Type: QD000P40CD; Serial: TP:1744
- Measurement SW: DASY52, Version 52.10 (4); SEMCAD X Version 14.6.14 (7501)

Head Left Tilt/LTE Band 7 1RB Mid/Area Scan (10x13x1): Measurement grid: dx=10mm, dy=10mm
Maximum value of SAR (measured) = 0.00434 W/kg

Head Left Tilt/LTE Band 7 1RB Mid/Zoom Scan (7x7x7)/Cube 0: Measurement grid: dx=5mm, dy=5mm, dz=5mm
Reference Value = 0.6200 V/m; Power Drift = 0.04 dB
Peak SAR (extrapolated) = 0.00329 W/kg
SAR(1 g) = 0.000339 W/kg; SAR(10 g) = 5.07e-005 W/kg
Maximum value of SAR (measured) = 0.00264 W/kg



0 dB = 0.00264 W/kg = -25.78 dBW/kg

Plot 51#: LTE Band 7_50%RB_Head Left Tilt_Mid

DUT: 4G flip phone; Type: V909T; Serial: SZNS220909-40985E-SA-S1

Communication System: UID 0, Generic FDD-LTE (0); Frequency: 2535 MHz;Duty Cycle: 1:1
Medium parameters used (interpolated): f = 2535 MHz; σ = 1.894 S/m; ε_r = 38.445; ρ = 1000 kg/m^3
Phantom section: Left Section

DASY5 Configuration:

- Probe: EX3DV4- SN7441; ConvF(7.54, 7.54, 7.54); Calibrated: 2022/05/16
- Sensor-Surface: 4mm (Mechanical Surface Detection)
- Electronics: DAE4 Sn1211; Calibrated: 2022/03/01
- Phantom: Twin SAM; Type: QD000P40CD; Serial: TP:1744
- Measurement SW: DASY52, Version 52.10 (4); SEMCAD X Version 14.6.14 (7501)

Head Left Tilt/LTE Band 7 50%RB Mid 2/Area Scan (11x13x1): Measurement grid: dx=10mm, dy=10mm
Maximum value of SAR (measured) = 0.00251 W/kg

Head Left Tilt/LTE Band 7 50%RB Mid 2/Zoom Scan (7x7x7)/Cube 0: Measurement grid: dx=5mm, dy=5mm, dz=5mm
Reference Value = 0 V/m; Power Drift = 0.00 dB
Peak SAR (extrapolated) = 0.00871 W/kg
SAR(1 g) = 0.000162 W/kg; SAR(10 g) = 1.95e-005 W/kg
Maximum value of SAR (measured) = 0.00314 W/kg



0 dB = 0.00314 W/kg = -25.03 dBW/kg

Plot 52#: LTE Band 7_1RB_Head Right Cheek_Mid

DUT: 4G flip phone; Type: V909T; Serial: SZNS220909-40985E-SA-S1

Communication System: UID 0, Generic FDD-LTE (0); Frequency: 2535 MHz;Duty Cycle: 1:1
Medium parameters used (interpolated): f = 2535 MHz; σ = 1.894 S/m; ε_r = 38.445; ρ = 1000 kg/m^3
Phantom section: Right Section

DASY5 Configuration:

- Probe: EX3DV4- SN7441; ConvF(7.54, 7.54, 7.54); Calibrated: 2022/05/16
- Sensor-Surface: 4mm (Mechanical Surface Detection)
- Electronics: DAE4 Sn1211; Calibrated: 2022/03/01
- Phantom: Twin SAM; Type: QD000P40CD; Serial: TP:1744
- Measurement SW: DASY52, Version 52.10 (4); SEMCAD X Version 14.6.14 (7501)

Head Right Cheek/LTE Band 7 1RB Mid/Area Scan (11x13x1): Measurement grid: dx=10mm, dy=10mm
Maximum value of SAR (measured) = 0.0142 W/kg

Head Right Cheek/LTE Band 7 1RB Mid/Zoom Scan (7x7x7)/Cube 0: Measurement grid: dx=5mm, dy=5mm, dz=5mm
Reference Value = 0.7760 V/m; Power Drift = 0.07 dB
Peak SAR (extrapolated) = 0.0170 W/kg
SAR(1 g) = 0.011 W/kg; SAR(10 g) = n.a.
Maximum value of SAR (measured) = 0.0171 W/kg

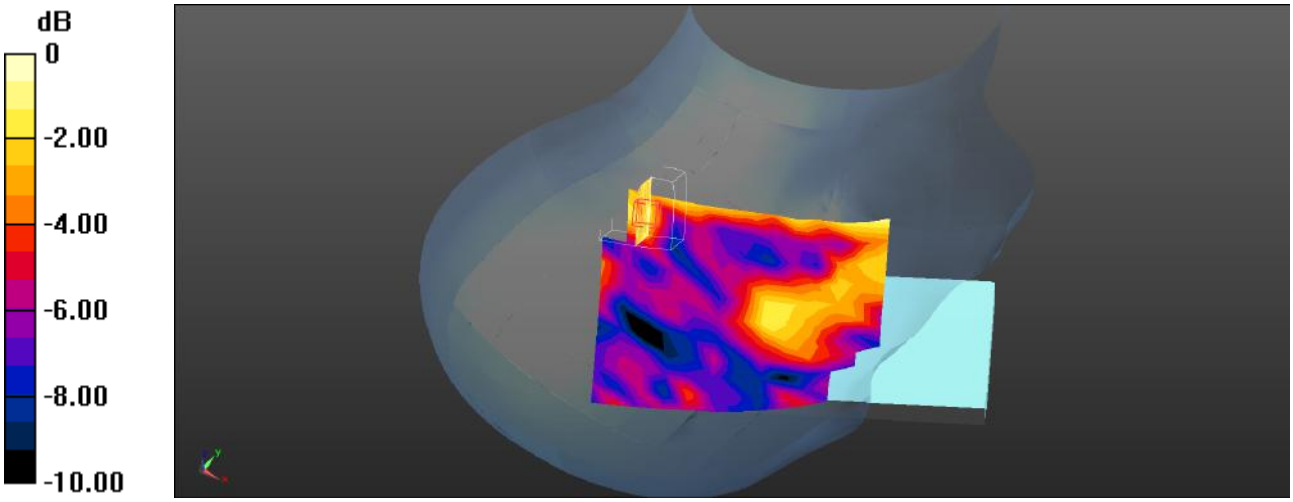

0 dB = 0.0171 W/kg = -17.67 dBW/kg

Plot 53#: LTE Band 7_50%RB_Head Right Cheek_Mid

DUT: 4G flip phone; Type: V909T; Serial: SZNS220909-40985E-SA-S1

Communication System: UID 0, Generic FDD-LTE (0); Frequency: 2535 MHz;Duty Cycle: 1:1
Medium parameters used (interpolated): f = 2535 MHz; σ = 1.894 S/m; ε_r = 38.445; ρ = 1000 kg/m^3
Phantom section: Right Section

DASY5 Configuration:

- Probe: EX3DV4- SN7441; ConvF(7.54, 7.54, 7.54); Calibrated: 2022/05/16
- Sensor-Surface: 4mm (Mechanical Surface Detection)
- Electronics: DAE4 Sn1211; Calibrated: 2022/03/01
- Phantom: Twin SAM; Type: QD000P40CD; Serial: TP:1744
- Measurement SW: DASY52, Version 52.10 (4); SEMCAD X Version 14.6.14 (7501)

Head Right Cheek/LTE Band 7 50%RB Mid/Area Scan (11x13x1): Measurement grid: dx=10mm, dy=10mm
Maximum value of SAR (measured) = 0.0199 W/kg

Head Right Cheek/LTE Band 7 50%RB Mid/Zoom Scan (7x7x7)/Cube 0: Measurement grid: dx=5mm, dy=5mm, dz=5mm
Reference Value = 1.730 V/m; Power Drift = 0.00 dB
Peak SAR (extrapolated) = 0.0550 W/kg
SAR(1 g) = 0.031 W/kg; SAR(10 g) = 0.019 W/kg
Maximum value of SAR (measured) = 0.0374 W/kg

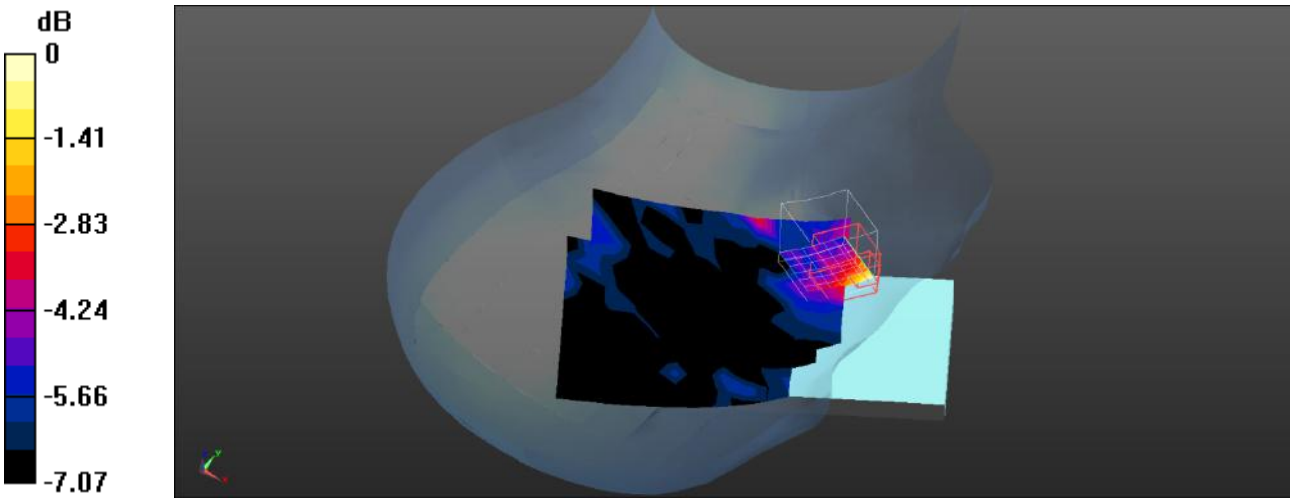

0 dB = 0.0374 W/kg = -14.27 dBW/kg

Plot 54#: LTE Band 7_1RB_Head Right Tilt_Mid

DUT: 4G flip phone; Type: V909T; Serial: SZNS220909-40985E-SA-S1

Communication System: UID 0, Generic FDD-LTE (0); Frequency: 2535 MHz;Duty Cycle: 1:1
Medium parameters used (interpolated): f = 2535 MHz; σ = 1.894 S/m; ε_r = 38.445; ρ = 1000 kg/m^3
Phantom section: Right Section

DASY5 Configuration:

- Probe: EX3DV4- SN7441; ConvF(7.54, 7.54, 7.54); Calibrated: 2022/05/16
- Sensor-Surface: 4mm (Mechanical Surface Detection)
- Electronics: DAE4 Sn1211; Calibrated: 2022/03/01
- Phantom: Twin SAM; Type: QD000P40CD; Serial: TP:1744
- Measurement SW: DASY52, Version 52.10 (4); SEMCAD X Version 14.6.14 (7501)

Head Right Tilt/LTE Band 7 1RB Mid/Area Scan (11x13x1): Measurement grid: dx=10mm, dy=10mm
Maximum value of SAR (measured) = 0.00313 W/kg

Head Right Tilt/LTE Band 7 1RB Mid/Zoom Scan (7x7x7)/Cube 0: Measurement grid: dx=5mm, dy=5mm, dz=5mm
Reference Value = 1.248 V/m; Power Drift = -0.07 dB
Peak SAR (extrapolated) = 0.00520 W/kg
SAR(1 g) = 0.00292 W/kg; SAR(10 g) = 0.00204 W/kg
Maximum value of SAR (measured) = 0.00454 W/kg

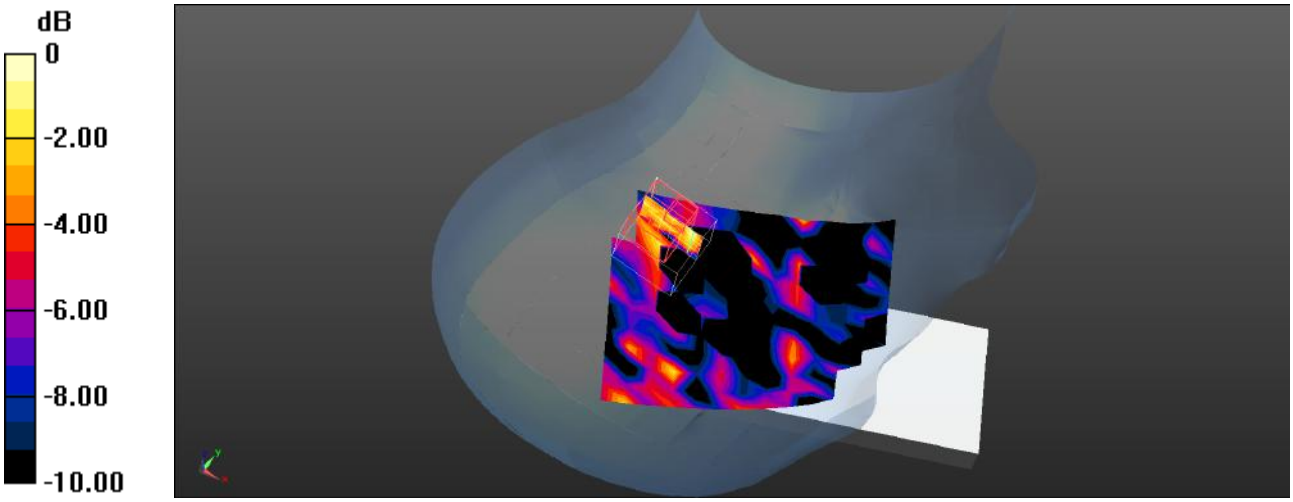

0 dB = 0.00454 W/kg = -23.43 dBW/kg

Plot 55#: LTE Band 7_50%RB_Head Right Tilt_Mid

DUT: 4G flip phone; Type: V909T; Serial: SZNS220909-40985E-SA-S1

Communication System: UID 0, Generic FDD-LTE (0); Frequency: 2535 MHz;Duty Cycle: 1:1
Medium parameters used (interpolated): f = 2535 MHz; σ = 1.894 S/m; ε_r = 38.445; ρ = 1000 kg/m^3
Phantom section: Right Section

DASY5 Configuration:

- Probe: EX3DV4- SN7441; ConvF(7.54, 7.54, 7.54); Calibrated: 2022/05/16
- Sensor-Surface: 4mm (Mechanical Surface Detection)
- Electronics: DAE4 Sn1211; Calibrated: 2022/03/01
- Phantom: Twin SAM; Type: QD000P40CD; Serial: TP:1744
- Measurement SW: DASY52, Version 52.10 (4); SEMCAD X Version 14.6.14 (7501)

Head Right Tilt/LTE Band 7 50%RB Mid 3/Area Scan (11x13x1): Measurement grid: dx=10mm, dy=10mm
Maximum value of SAR (measured) = 0.00801 W/kg

Head Right Tilt/LTE Band 7 50%RB Mid 3/Zoom Scan (7x7x7)/Cube 0: Measurement grid: dx=5mm, dy=5mm, dz=5mm
Reference Value = 0.4130 V/m; Power Drift = 0.03 dB
Peak SAR (extrapolated) = 0.00823 W/kg
SAR(1 g) = 0.00495 W/kg; SAR(10 g) = 0.00437 W/kg
Maximum value of SAR (measured) = 0.00823 W/kg

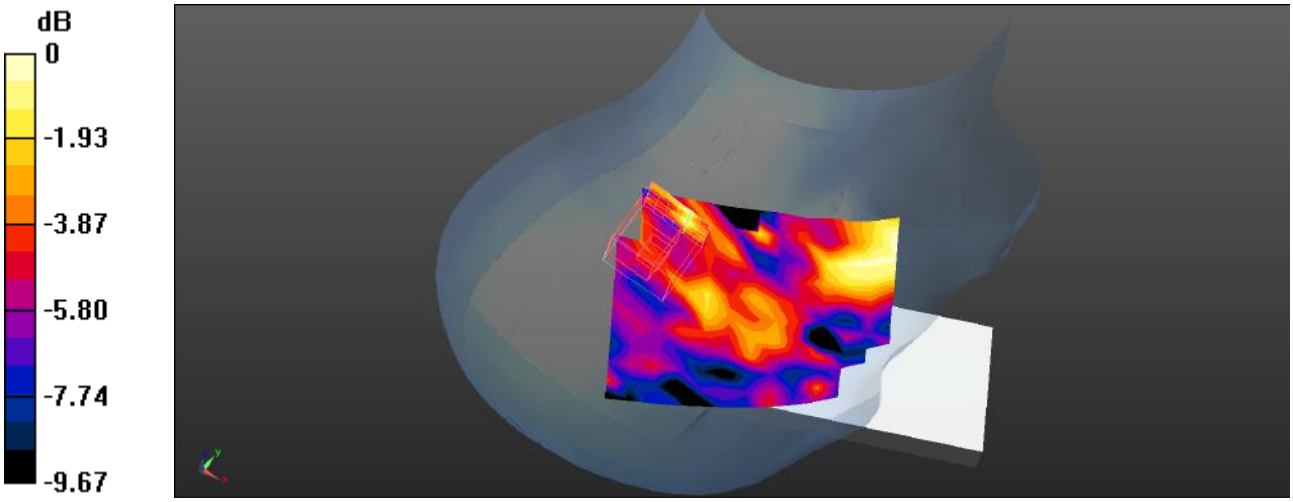

0 dB = 0.00823 W/kg = -20.85 dBW/kg

Plot 56#: LTE Band 7_1RB_Body Back_Mid

DUT: 4G flip phone; Type: V909T; Serial: SZNS220909-40985E-SA-S1

Communication System: UID 0, Generic FDD-LTE (0); Frequency: 2535 MHz;Duty Cycle: 1:1
Medium parameters used (interpolated): f = 2535 MHz; σ = 1.894 S/m; ε_r = 38.445; ρ = 1000 kg/m^3
Phantom section: Flat Section

DASY5 Configuration:

- Probe: EX3DV4- SN7441; ConvF(7.54, 7.54, 7.54); Calibrated: 2022/05/16
- Sensor-Surface: 4mm (Mechanical Surface Detection)
- Electronics: DAE4 Sn1211; Calibrated: 2022/03/01
- Phantom: Twin SAM; Type: QD000P40CD; Serial: TP:1744
- Measurement SW: DASY52, Version 52.10 (4); SEMCAD X Version 14.6.14 (7501)

Body Back/LTE Band 7 1RB Mid/Area Scan (8x21x1): Measurement grid: dx=10mm, dy=10mm
Maximum value of SAR (measured) = 0.486 W/kg

Body Back/LTE Band 7 1RB Mid/Zoom Scan (7x7x7)/Cube 0: Measurement grid: dx=5mm, dy=5mm, dz=5mm
Reference Value = 5.661 V/m; Power Drift = -0.14 dB
Peak SAR (extrapolated) = 0.979 W/kg
SAR(1 g) = 0.500 W/kg; SAR(10 g) = 0.230 W/kg
Maximum value of SAR (measured) = 0.567 W/kg

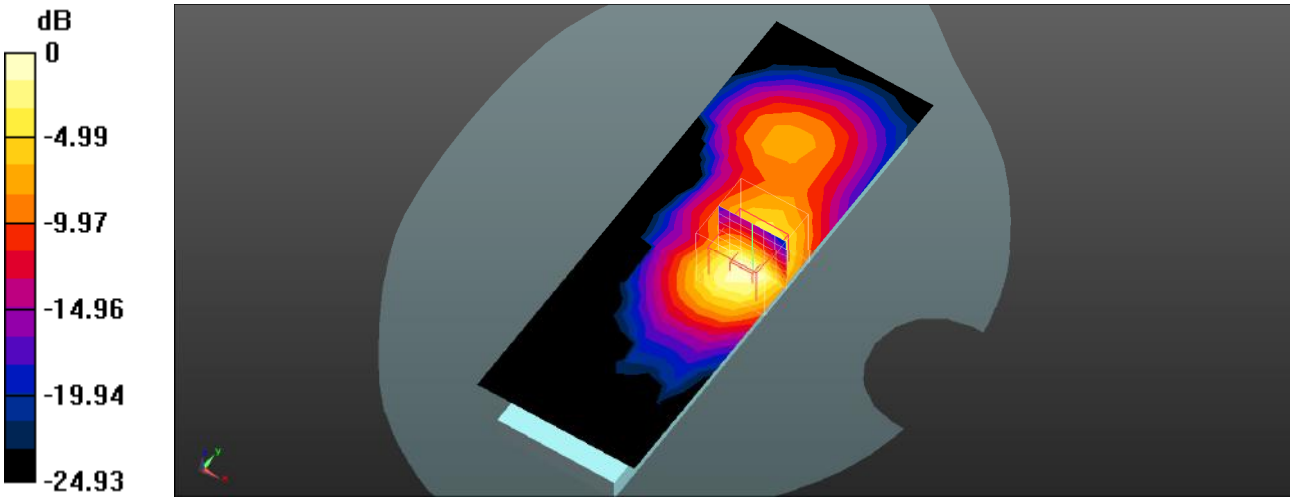

0 dB = 0.567 W/kg = -2.46 dBW/kg

Plot 57#: LTE Band 7_50%RB_Body Back_Mid

DUT: 4G flip phone; Type: V909T; Serial: SZNS220909-40985E-SA-S1

Communication System: UID 0, Generic FDD-LTE (0); Frequency: 2535 MHz;Duty Cycle: 1:1
Medium parameters used (interpolated): f = 2535 MHz; σ = 1.894 S/m; ε_r = 38.445; ρ = 1000 kg/m^3
Phantom section: Flat Section

DASY5 Configuration:

- Probe: EX3DV4- SN7441; ConvF(7.54, 7.54, 7.54); Calibrated: 2022/05/16
- Sensor-Surface: 4mm (Mechanical Surface Detection)
- Electronics: DAE4 Sn1211; Calibrated: 2022/03/01
- Phantom: Twin SAM; Type: QD000P40CD; Serial: TP:1744
- Measurement SW: DASY52, Version 52.10 (4); SEMCAD X Version 14.6.14 (7501)

Body Back/LTE Band 7 50%RB Mid/Area Scan (8x21x1): Measurement grid: dx=10mm, dy=10mm
Maximum value of SAR (measured) = 0.379 W/kg

Body Back/LTE Band 7 50%RB Mid/Zoom Scan (7x7x7)/Cube 0: Measurement grid: dx=5mm, dy=5mm, dz=5mm
Reference Value = 5.063 V/m; Power Drift = -0.07 dB
Peak SAR (extrapolated) = 1.41 W/kg
SAR(1 g) = 0.459 W/kg; SAR(10 g) = 0.169 W/kg
Maximum value of SAR (measured) = 0.449 W/kg

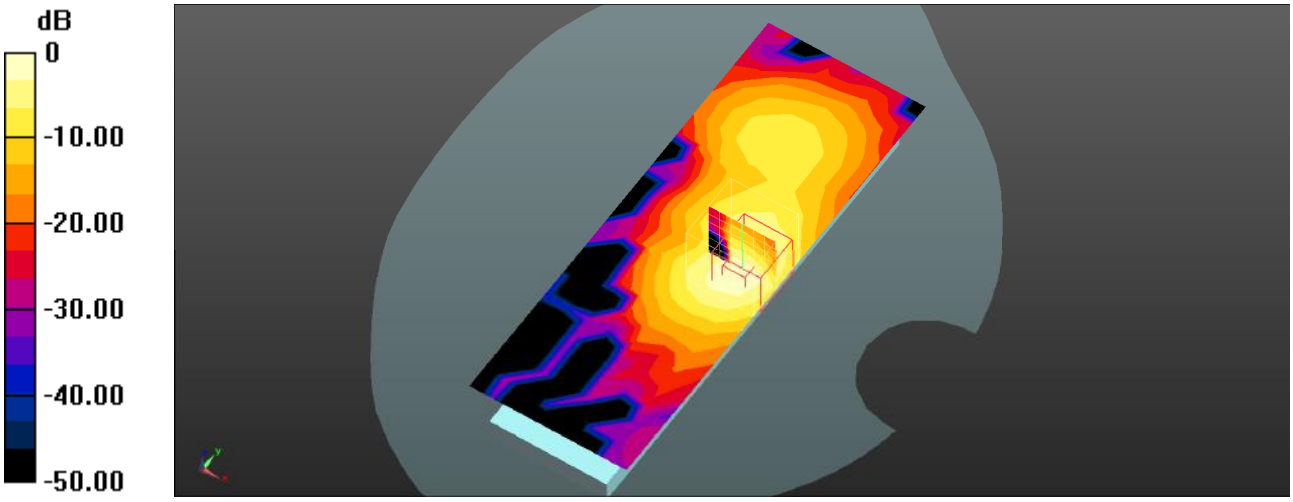

0 dB = 0.449 W/kg = -3.48 dBW/kg

Plot 58#: LTE Band 66_1RB_Head Left Cheek_Mid

DUT: 4G flip phone; Type: V909T; Serial: SZNS220909-40985E-SA-S1

Communication System: UID 0, Generic FDD-LTE (0); Frequency: 1745 MHz;Duty Cycle: 1:1
Medium parameters used (interpolated): f = 1745 MHz; σ = 1.392 S/m; ε_r = 39.281; ρ = 1000 kg/m^3
Phantom section: Left Section

DASY5 Configuration:

- Probe: EX3DV4- SN7441; ConvF(8.32, 8.32, 8.32); Calibrated: 2022/05/16
- Sensor-Surface: 4mm (Mechanical Surface Detection)
- Electronics: DAE4 Sn1211; Calibrated: 2022/03/01
- Phantom: Twin SAM; Type: QD000P40CD; Serial: TP:1744
- Measurement SW: DASY52, Version 52.10 (4); SEMCAD X Version 14.6.14 (7501)

Head Left Cheek/LTE Band 66 1RB Mid/Area Scan (8x10x1): Measurement grid: dx=15mm, dy=15mm
Maximum value of SAR (measured) = 0.0603 W/kg

Head Left Cheek/LTE Band 66 1RB Mid/Zoom Scan (7x7x7)/Cube 0: Measurement grid: dx=5mm, dy=5mm, dz=5mm
Reference Value = 1.022 V/m; Power Drift = 0.07 dB
Peak SAR (extrapolated) = 0.0830 W/kg
SAR(1 g) = 0.057 W/kg; SAR(10 g) = 0.035 W/kg
Maximum value of SAR (measured) = 0.0601 W/kg

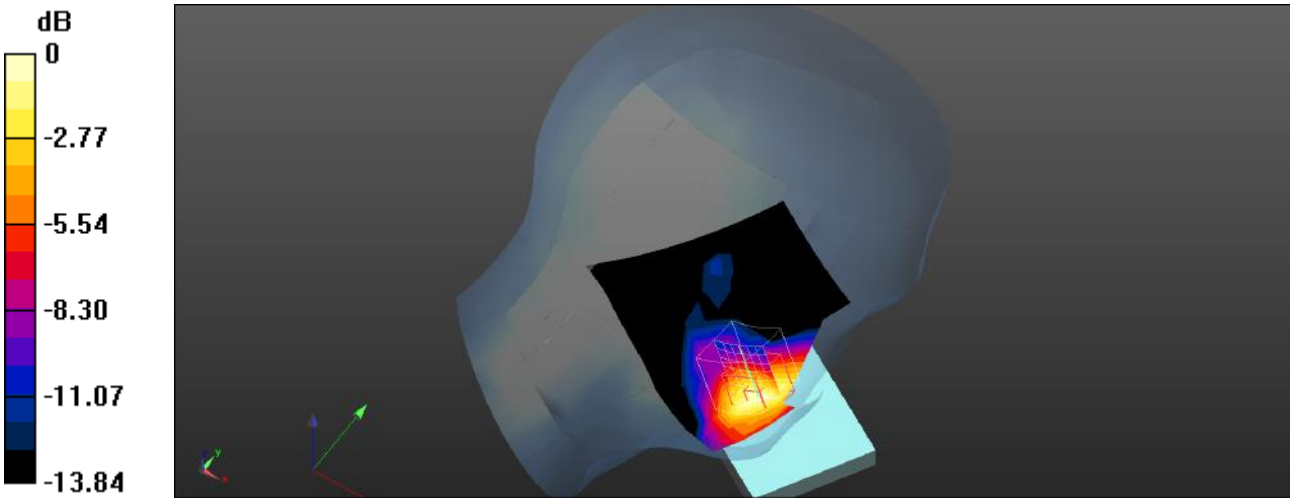

0 dB = 0.0601 W/kg = -12.21 dBW/kg

Plot 59#: LTE Band 66_50%RB_Head Left Cheek_Mid

DUT: 4G flip phone; Type: V909T; Serial: SZNS220909-40985E-SA-S1

Communication System: UID 0, Generic FDD-LTE (0); Frequency: 1745 MHz;Duty Cycle: 1:1
Medium parameters used (interpolated): f = 1745 MHz; σ = 1.392 S/m; ε_r = 39.281; ρ = 1000 kg/m^3
Phantom section: Left Section

DASY5 Configuration:

- Probe: EX3DV4- SN7441; ConvF(8.32, 8.32, 8.32); Calibrated: 2022/05/16
- Sensor-Surface: 4mm (Mechanical Surface Detection)
- Electronics: DAE4 Sn1211; Calibrated: 2022/03/01
- Phantom: Twin SAM; Type: QD000P40CD; Serial: TP:1744
- Measurement SW: DASY52, Version 52.10 (4); SEMCAD X Version 14.6.14 (7501)

Head Left Cheek/LTE Band 66 50%RB Mid/Area Scan (8x10x1): Measurement grid: dx=15mm, dy=15mm
Maximum value of SAR (measured) = 0.0450 W/kg

Head Left Cheek/LTE Band 66 50%RB Mid/Zoom Scan (7x7x7)/Cube 0: Measurement grid: dx=5mm, dy=5mm, dz=5mm
Reference Value = 0.4920 V/m; Power Drift = 0.04 dB
Peak SAR (extrapolated) = 0.0610 W/kg
SAR(1 g) = 0.043 W/kg; SAR(10 g) = 0.027 W/kg
Maximum value of SAR (measured) = 0.0457 W/kg

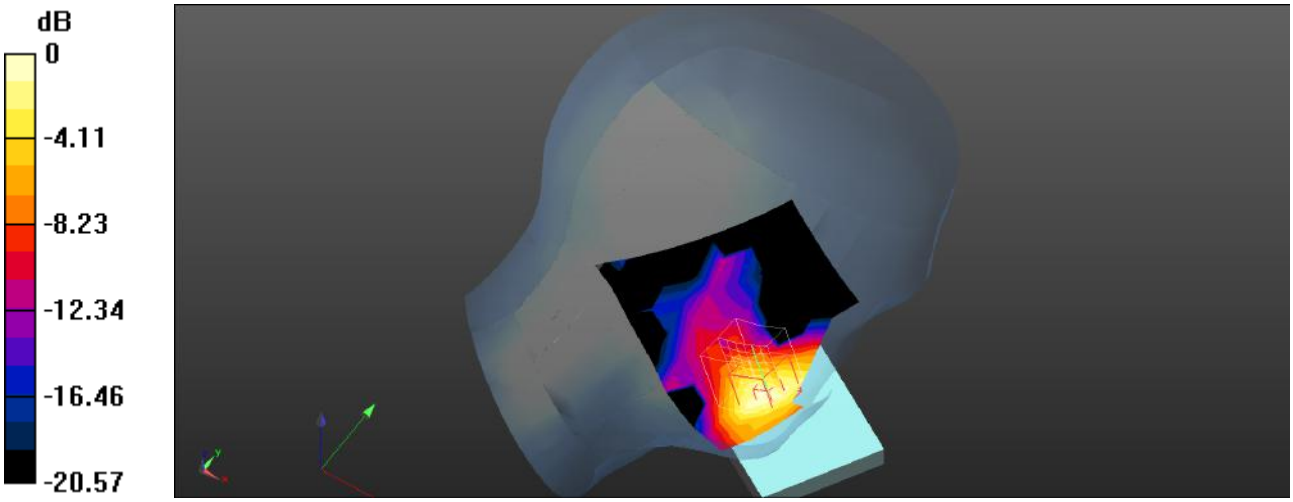

0 dB = 0.0457 W/kg = -13.40 dBW/kg

Plot 60#: LTE Band 66_1RB_Head Left Tilt_Mid

DUT: 4G flip phone; Type: V909T; Serial: SZNS220909-40985E-SA-S1

Communication System: UID 0, Generic FDD-LTE (0); Frequency: 1745 MHz;Duty Cycle: 1:1
Medium parameters used (interpolated): f = 1745 MHz; σ = 1.392 S/m; ε_r = 39.281; ρ = 1000 kg/m^3
Phantom section: Left Section

DASY5 Configuration:

- Probe: EX3DV4- SN7441; ConvF(8.32, 8.32, 8.32); Calibrated: 2022/05/16
- Sensor-Surface: 4mm (Mechanical Surface Detection)
- Electronics: DAE4 Sn1211; Calibrated: 2022/03/01
- Phantom: Twin SAM; Type: QD000P40CD; Serial: TP:1744
- Measurement SW: DASY52, Version 52.10 (4); SEMCAD X Version 14.6.14 (7501)

Head Left Tilt/LTE Band 66 1RB Mid/Area Scan (8x10x1): Measurement grid: dx=15mm, dy=15mm
Maximum value of SAR (measured) = 0.00741 W/kg

Head Left Tilt/LTE Band 66 1RB Mid/Zoom Scan (7x7x7)/Cube 0: Measurement grid: dx=5mm, dy=5mm, dz=5mm
Reference Value = 0.9310 V/m; Power Drift = 0.10 dB
Peak SAR (extrapolated) = 0.0120 W/kg
SAR(1 g) = 0.0081 W/kg; SAR(10 g) = 0.006 W/kg
Maximum value of SAR (measured) = 0.00841 W/kg

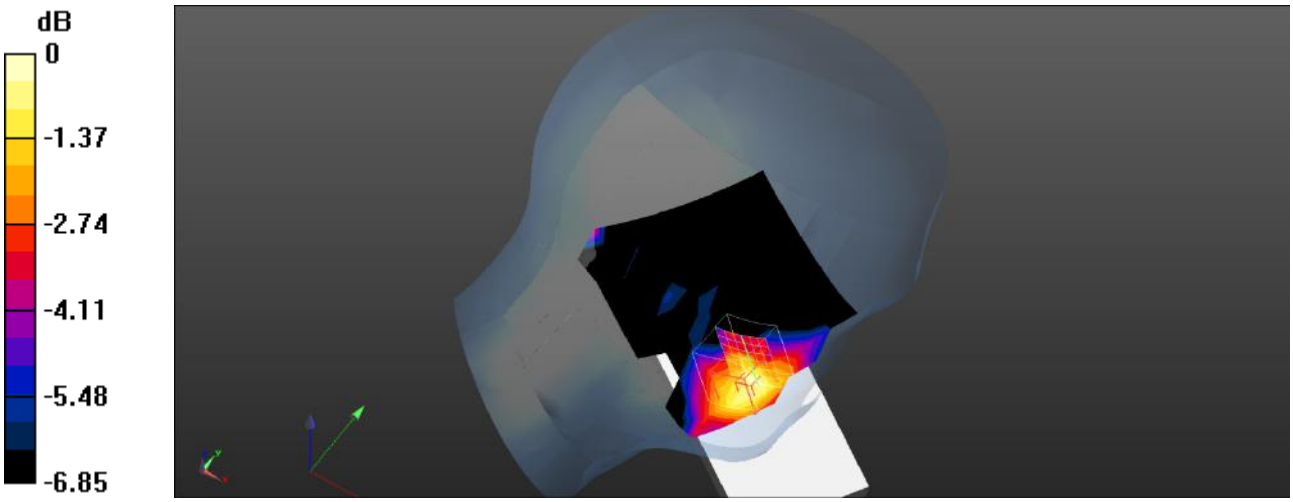

0 dB = 0.00841 W/kg = -20.75 dBW/kg

Plot 61#: LTE Band 66_50%RB_Head Left Tilt_Mid

DUT: 4G flip phone; Type: V909T; Serial: SZNS220909-40985E-SA-S1

Communication System: UID 0, Generic FDD-LTE (0); Frequency: 1745 MHz;Duty Cycle: 1:1
Medium parameters used (interpolated): f = 1745 MHz; σ = 1.392 S/m; ε_r = 39.281; ρ = 1000 kg/m^3
Phantom section: Left Section

DASY5 Configuration:

- Probe: EX3DV4- SN7441; ConvF(8.32, 8.32, 8.32); Calibrated: 2022/05/16
- Sensor-Surface: 4mm (Mechanical Surface Detection)
- Electronics: DAE4 Sn1211; Calibrated: 2022/03/01
- Phantom: Twin SAM; Type: QD000P40CD; Serial: TP:1744
- Measurement SW: DASY52, Version 52.10 (4); SEMCAD X Version 14.6.14 (7501)

Head Left Tilt/LTE Band 66 50%RB Mid/Area Scan (8x10x1): Measurement grid: dx=15mm, dy=15mm
Maximum value of SAR (measured) = 0.00722 W/kg

Head Left Tilt/LTE Band 66 50%RB Mid/Zoom Scan (7x7x7)/Cube 0: Measurement grid: dx=5mm, dy=5mm, dz=5mm
Reference Value = 0.8850 V/m; Power Drift = 0.04 dB
Peak SAR (extrapolated) = 0.00772 W/kg
SAR(1 g) = 0.00653 W/kg; SAR(10 g) = 0.00459 W/kg
Maximum value of SAR (measured) = 0.00718 W/kg



0 dB = 0.00718 W/kg = -21.44 dBW/kg

Plot 62#: LTE Band 66_1RB_Head Right Cheek_Mid

DUT: 4G flip phone; Type: V909T; Serial: SZNS220909-40985E-SA-S1

Communication System: UID 0, Generic FDD-LTE (0); Frequency: 1745 MHz;Duty Cycle: 1:1
Medium parameters used (interpolated): f = 1745 MHz; σ = 1.392 S/m; ε_r = 39.281; ρ = 1000 kg/m^3
Phantom section: Right Section

DASY5 Configuration:

- Probe: EX3DV4- SN7441; ConvF(8.32, 8.32, 8.32); Calibrated: 2022/05/16
- Sensor-Surface: 4mm (Mechanical Surface Detection)
- Electronics: DAE4 Sn1211; Calibrated: 2022/03/01
- Phantom: Twin SAM; Type: QD000P40CD; Serial: TP:1744
- Measurement SW: DASY52, Version 52.10 (4); SEMCAD X Version 14.6.14 (7501)

Head Right Cheek/LTE Band 66 1RB Mid/Area Scan (8x10x1): Measurement grid: dx=15mm, dy=15mm
Maximum value of SAR (measured) = 0.0583 W/kg

Head Right Cheek/LTE Band 66 1RB Mid/Zoom Scan (7x7x7)/Cube 0: Measurement grid: dx=5mm, dy=5mm, dz=5mm
Reference Value = 1.886 V/m; Power Drift = 0.09 dB
Peak SAR (extrapolated) = 0.0840 W/kg
SAR(1 g) = 0.056 W/kg; SAR(10 g) = 0.034 W/kg
Maximum value of SAR (measured) = 0.0608 W/kg

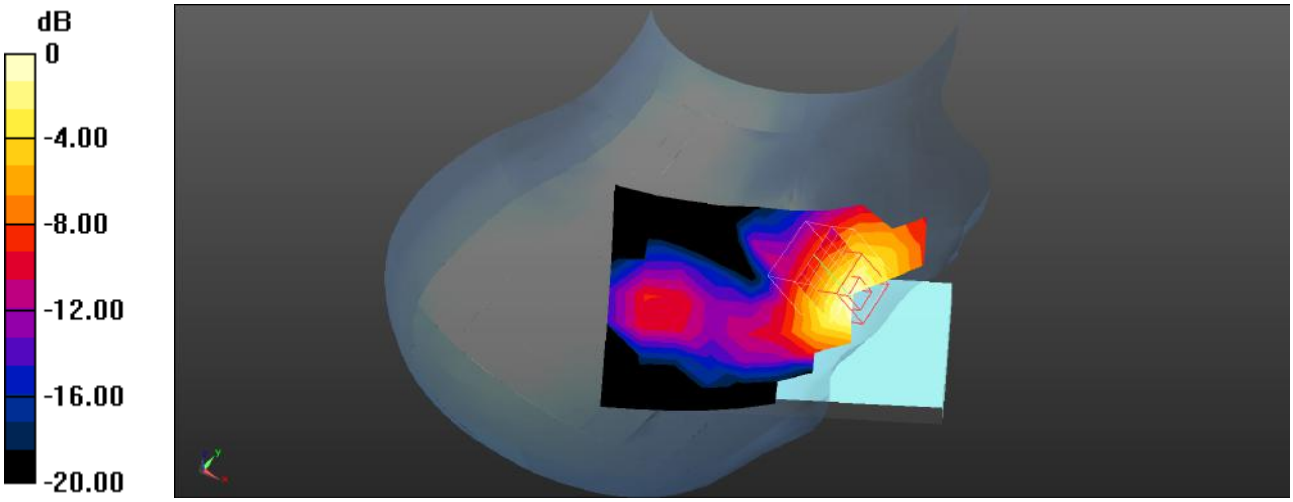

0 dB = 0.0608 W/kg = -12.16 dBW/kg

Plot 63#: LTE Band 66_50%RB_Head Right Cheek_Mid

DUT: 4G flip phone; Type: V909T; Serial: SZNS220909-40985E-SA-S1

Communication System: UID 0, Generic FDD-LTE (0); Frequency: 1745 MHz;Duty Cycle: 1:1
Medium parameters used (interpolated): f = 1745 MHz; σ = 1.392 S/m; ε_r = 39.281; ρ = 1000 kg/m^3
Phantom section: Right Section

DASY5 Configuration:

- Probe: EX3DV4- SN7441; ConvF(8.32, 8.32, 8.32); Calibrated: 2022/05/16
- Sensor-Surface: 4mm (Mechanical Surface Detection)
- Electronics: DAE4 Sn1211; Calibrated: 2022/03/01
- Phantom: Twin SAM; Type: QD000P40CD; Serial: TP:1744
- Measurement SW: DASY52, Version 52.10 (4); SEMCAD X Version 14.6.14 (7501)

Head Right Cheek/LTE Band 66 50%RB Mid/Area Scan (8x10x1): Measurement grid: dx=15mm, dy=15mm
Maximum value of SAR (measured) = 0.0637 W/kg

Head Right Cheek/LTE Band 66 50%RB Mid/Zoom Scan (7x7x7)/Cube 0: Measurement grid: dx=5mm, dy=5mm, dz=5mm
Reference Value = 1.924 V/m; Power Drift = 0.02 dB
Peak SAR (extrapolated) = 0.0900 W/kg
SAR(1 g) = 0.060 W/kg; SAR(10 g) = 0.037 W/kg
Maximum value of SAR (measured) = 0.0644 W/kg

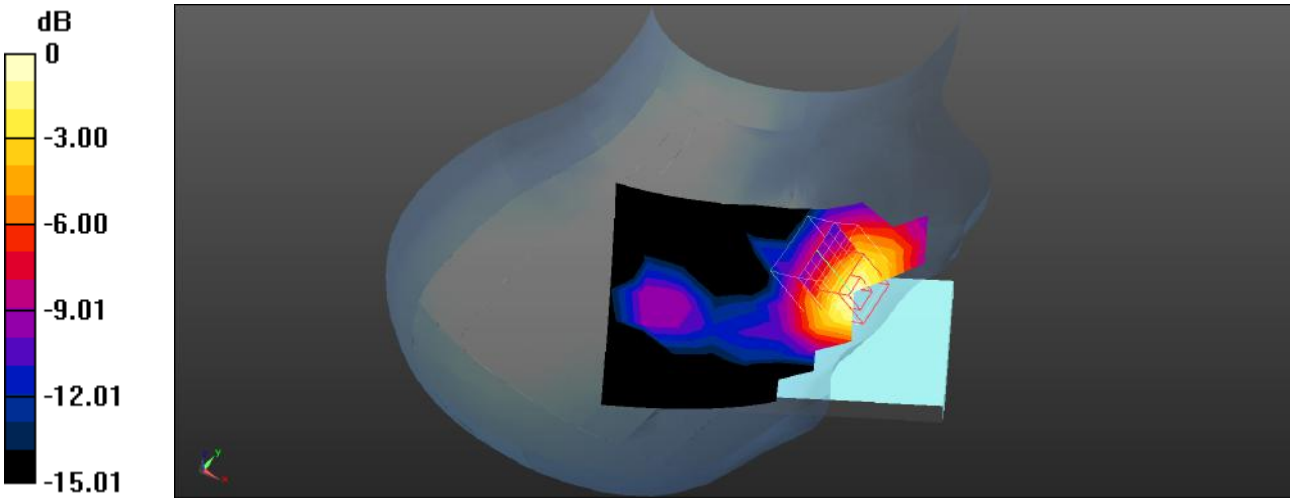

0 dB = 0.0644 W/kg = -11.91 dBW/kg

Plot 64#: LTE Band 66_1RB_Head Right Tilt_Mid

DUT: 4G flip phone; Type: V909T; Serial: SZNS220909-40985E-SA-S1

Communication System: UID 0, Generic FDD-LTE (0); Frequency: 1745 MHz;Duty Cycle: 1:1
Medium parameters used (interpolated): f = 1745 MHz; σ = 1.392 S/m; ε_r = 39.281; ρ = 1000 kg/m^3
Phantom section: Right Section

DASY5 Configuration:

- Probe: EX3DV4- SN7441; ConvF(8.32, 8.32, 8.32); Calibrated: 2022/05/16
- Sensor-Surface: 4mm (Mechanical Surface Detection)
- Electronics: DAE4 Sn1211; Calibrated: 2022/03/01
- Phantom: Twin SAM; Type: QD000P40CD; Serial: TP:1744
- Measurement SW: DASY52, Version 52.10 (4); SEMCAD X Version 14.6.14 (7501)

Head Right Tilt/LTE Band 66 1RB Mid/Area Scan (8x10x1): Measurement grid: dx=15mm, dy=15mm
Maximum value of SAR (measured) = 0.0131 W/kg

Head Right Tilt/LTE Band 66 1RB Mid/Zoom Scan (7x7x7)/Cube 0: Measurement grid: dx=5mm, dy=5mm, dz=5mm
Reference Value = 1.761 V/m; Power Drift = 0.04 dB
Peak SAR (extrapolated) = 0.0200 W/kg
SAR(1 g) = 0.014 W/kg; SAR(10 g) = 0.00952 W/kg
Maximum value of SAR (measured) = 0.0145 W/kg

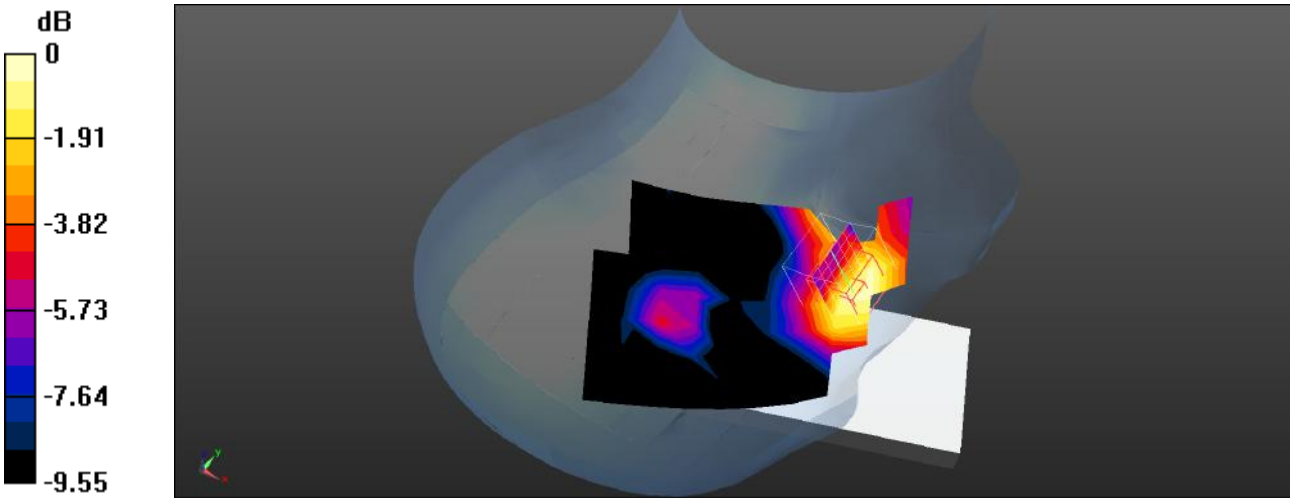

0 dB = 0.0145 W/kg = -18.39 dBW/kg

Plot 65#: LTE Band 66_50%RB_Head Right Tilt_Mid

DUT: 4G flip phone; Type: V909T; Serial: SZNS220909-40985E-SA-S1

Communication System: UID 0, Generic FDD-LTE (0); Frequency: 1745 MHz;Duty Cycle: 1:1
Medium parameters used (interpolated): f = 1745 MHz; σ = 1.392 S/m; ε_r = 39.281; ρ = 1000 kg/m^3
Phantom section: Right Section

DASY5 Configuration:

- Probe: EX3DV4- SN7441; ConvF(8.32, 8.32, 8.32); Calibrated: 2022/05/16
- Sensor-Surface: 4mm (Mechanical Surface Detection)
- Electronics: DAE4 Sn1211; Calibrated: 2022/03/01
- Phantom: Twin SAM; Type: QD000P40CD; Serial: TP:1744
- Measurement SW: DASY52, Version 52.10 (4); SEMCAD X Version 14.6.14 (7501)

Head Right Tilt/LTE Band 66 50%RB Mid/Area Scan (8x10x1): Measurement grid: dx=15mm, dy=15mm
Maximum value of SAR (measured) = 0.00990 W/kg

Head Right Tilt/LTE Band 66 50%RB Mid/Zoom Scan (7x7x7)/Cube 0: Measurement grid: dx=5mm, dy=5mm, dz=5mm
Reference Value = 1.752 V/m; Power Drift = 0.07 dB
Peak SAR (extrapolated) = 0.0170 W/kg
SAR(1 g) = 0.00587 W/kg; SAR(10 g) = 0.00333 W/kg
Maximum value of SAR (measured) = 0.00677 W/kg

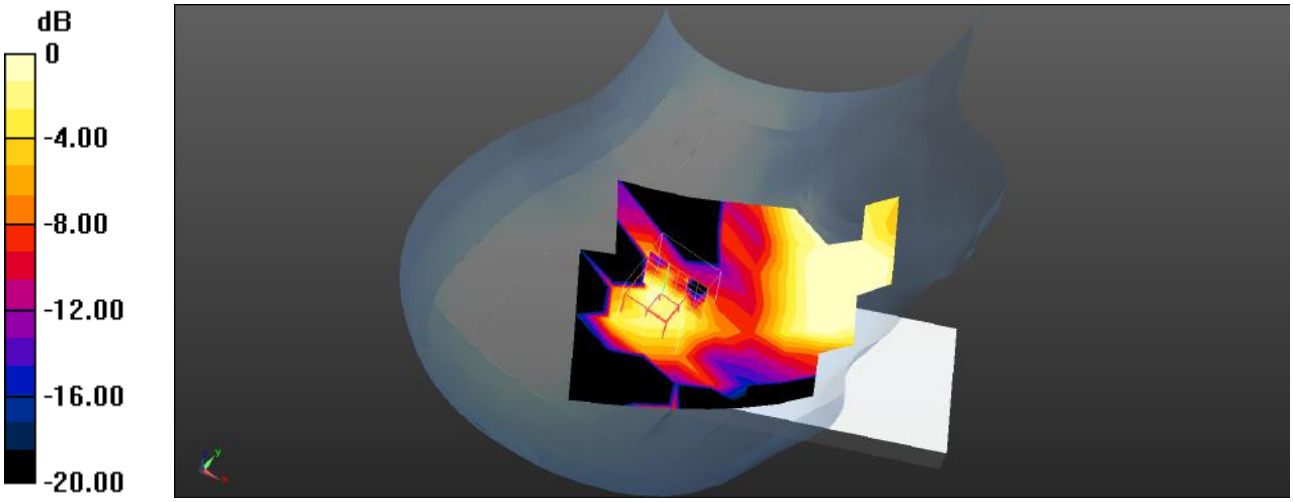

0 dB = 0.00677 W/kg = -21.69 dBW/kg

Plot 66#: LTE Band 66_1RB_Body Back_Mid

DUT: 4G flip phone; Type: V909T; Serial: SZNS220909-40985E-SA-S1

Communication System: UID 0, Generic FDD-LTE (0); Frequency: 1745 MHz;Duty Cycle: 1:1
Medium parameters used (interpolated): f = 1745 MHz; σ = 1.392 S/m; ε_r = 39.281; ρ = 1000 kg/m^3
Phantom section: Flat Section

DASY5 Configuration:

- Probe: EX3DV4- SN7441; ConvF(8.32, 8.32, 8.32); Calibrated: 2022/05/16
- Sensor-Surface: 4mm (Mechanical Surface Detection)
- Electronics: DAE4 Sn1211; Calibrated: 2022/03/01
- Phantom: Twin SAM; Type: QD000P40CD; Serial: TP:1744
- Measurement SW: DASY52, Version 52.10 (4); SEMCAD X Version 14.6.14 (7501)

Body Back/LTE Band 66 1RB Mid/Area Scan (7x14x1): Measurement grid: dx=15mm, dy=15mm
Maximum value of SAR (measured) = 0.511 W/kg

Body Back/LTE Band 66 1RB Mid/Zoom Scan (7x7x7)/Cube 0: Measurement grid: dx=5mm, dy=5mm, dz=5mm
Reference Value = 18.52 V/m; Power Drift = -0.01 dB
Peak SAR (extrapolated) = 1.04 W/kg
SAR(1 g) = 0.530 W/kg; SAR(10 g) = 0.291 W/kg
Maximum value of SAR (measured) = 0.567 W/kg

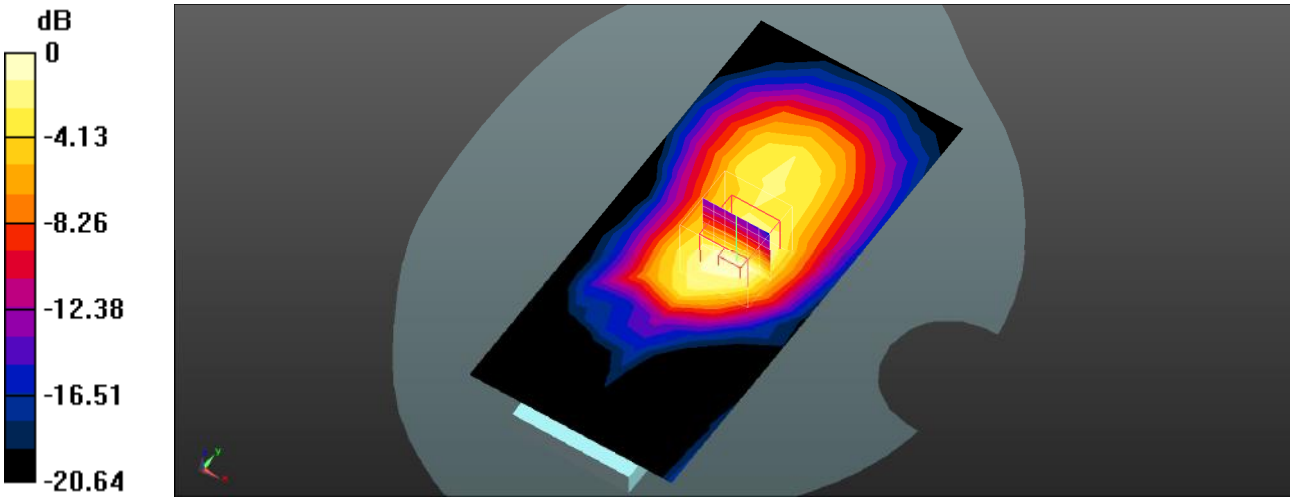

0 dB = 0.567 W/kg = -2.46 dBW/kg

Plot 67#: LTE Band 66_50%RB_Body Back_Mid

DUT: 4G flip phone; Type: V909T; Serial: SZNS220909-40985E-SA-S1

Communication System: UID 0, Generic FDD-LTE (0); Frequency: 1745 MHz;Duty Cycle: 1:1
Medium parameters used (interpolated): f = 1745 MHz; σ = 1.392 S/m; ε_r = 39.281; ρ = 1000 kg/m^3
Phantom section: Flat Section

DASY5 Configuration:

- Probe: EX3DV4- SN7441; ConvF(8.32, 8.32, 8.32); Calibrated: 2022/05/16
- Sensor-Surface: 4mm (Mechanical Surface Detection)
- Electronics: DAE4 Sn1211; Calibrated: 2022/03/01
- Phantom: Twin SAM; Type: QD000P40CD; Serial: TP:1744
- Measurement SW: DASY52, Version 52.10 (4); SEMCAD X Version 14.6.14 (7501)

Body Back/LTE Band 66 50%RB Mid/Area Scan (7x14x1): Measurement grid: dx=15mm, dy=15mm
Maximum value of SAR (measured) = 0.464 W/kg

Body Back/LTE Band 66 50%RB Mid/Zoom Scan (7x7x7)/Cube 0: Measurement grid: dx=5mm, dy=5mm, dz=5mm
Reference Value = 15.52 V/m; Power Drift = -0.05 dB
Peak SAR (extrapolated) = 0.886 W/kg
SAR(1 g) = 0.450 W/kg; SAR(10 g) = 0.248 W/kg
Maximum value of SAR (measured) = 0.474 W/kg

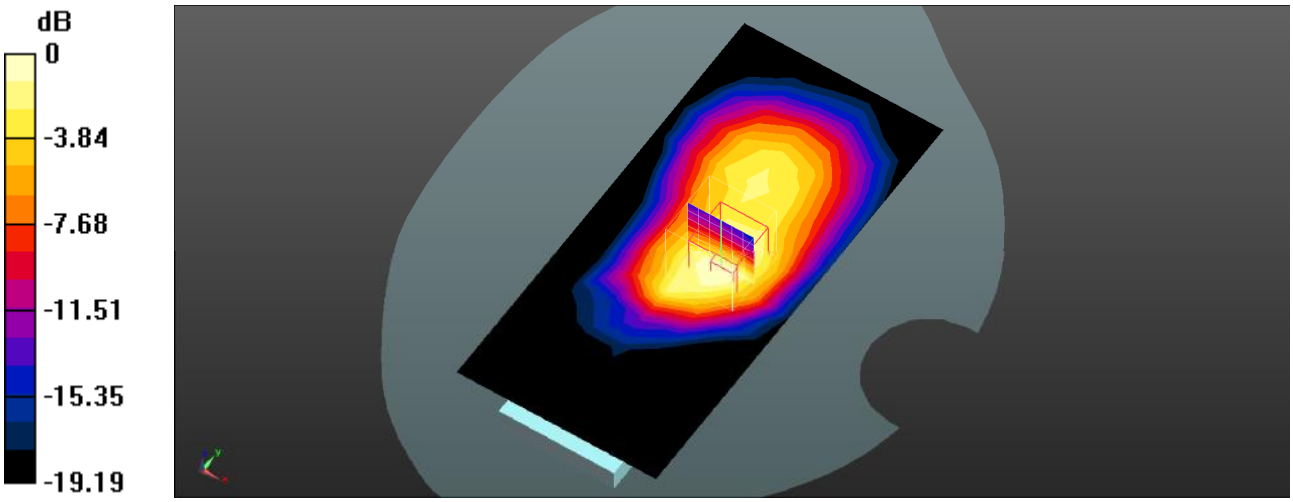

0 dB = 0.474 W/kg = -3.24 dBW/kg

Plot 68#: Bluetooth_Head Left Cheek_Mid

DUT: 4G flip phone; Type: V909T; Serial: SZNS220909-40985E-SA-S1

Communication System: UID 0, Bluetooth(GFSK) (0); Frequency: 2402 MHz;Duty Cycle: 1:1.30
Medium parameters used (interpolated): f = 2402 MHz; σ = 1.806 S/m; ε_r = 38.281; ρ = 1000 kg/m^3
Phantom section: Left Section

DASY5 Configuration:

- Probe: EX3DV4- SN7441; ConvF(7.54, 7.54, 7.54); Calibrated: 2022/05/16
- Sensor-Surface: 4mm (Mechanical Surface Detection)
- Electronics: DAE4 Sn1211; Calibrated: 2022/03/01
- Phantom: Twin SAM; Type: QD000P40CD; Serial: TP:1744
- Measurement SW: DASY52, Version 52.10 (4); SEMCAD X Version 14.6.14 (7501)

Head Left Cheek/Bluetooth BDR(GFSK) Mid/Area Scan (11x11x1): Measurement grid: dx=10mm, dy=10mm
Maximum value of SAR (measured) = 0.0126 W/kg

Head Left Cheek/Bluetooth BDR(GFSK) Mid/Zoom Scan (7x7x7)/Cube 0: Measurement grid: dx=5mm, dy=5mm, dz=5mm
Reference Value = 1.740 V/m; Power Drift = 0.02 dB
Peak SAR (extrapolated) = 0.0210 W/kg
SAR(1 g) = 0.014 W/kg; SAR(10 g) = n.a.
Maximum value of SAR (measured) = 0.0165 W/kg

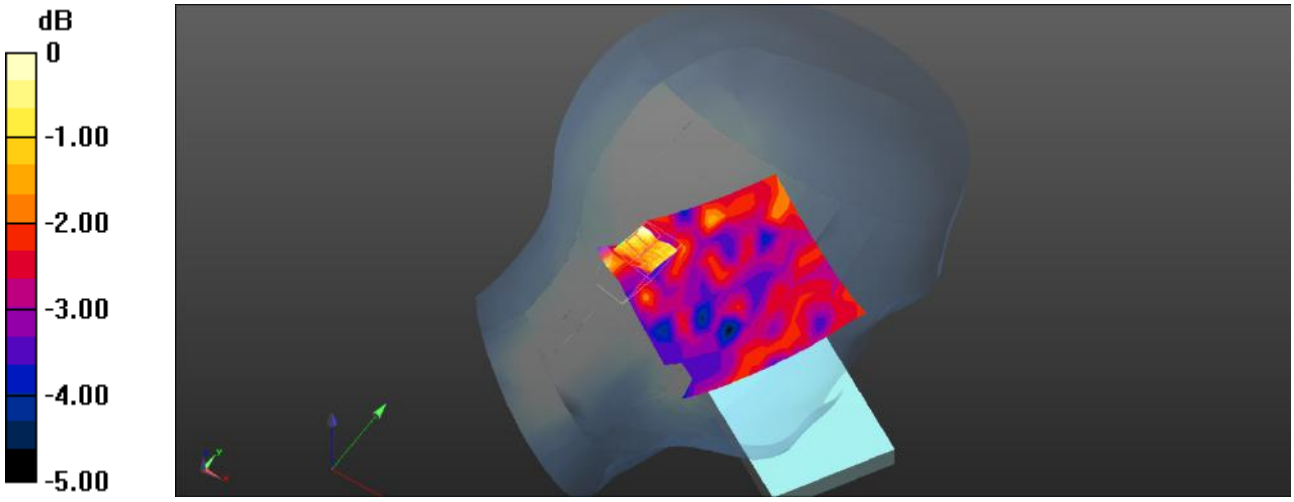

0 dB = 0.0165 W/kg = -17.83 dBW/kg

Plot 69#: Bluetooth_Head Left Tilt_Mid

DUT: 4G flip phone; Type: V909T; Serial: SZNS220909-40985E-SA-S1

Communication System: UID 0, Bluetooth(GFSK) (0); Frequency: 2402 MHz;Duty Cycle: 1:1.30
Medium parameters used (interpolated): f = 2402 MHz; σ = 1.806 S/m; ε_r = 38.281; ρ = 1000 kg/m^3
Phantom section: Left Section

DASY5 Configuration:

- Probe: EX3DV4- SN7441; ConvF(7.54, 7.54, 7.54); Calibrated: 2022/05/16
- Sensor-Surface: 4mm (Mechanical Surface Detection)
- Electronics: DAE4 Sn1211; Calibrated: 2022/03/01
- Phantom: Twin SAM; Type: QD000P40CD; Serial: TP:1744
- Measurement SW: DASY52, Version 52.10 (4); SEMCAD X Version 14.6.14 (7501)

Head Left Tilt/Bluetooth BDR(GFSK) Mid/Area Scan (11x11x1): Measurement grid: dx=10mm, dy=10mm
Maximum value of SAR (measured) = 0.0104 W/kg

Head Left Tilt/Bluetooth BDR(GFSK) Mid/Zoom Scan (7x7x7)/Cube 0: Measurement grid: dx=5mm, dy=5mm, dz=5mm
Reference Value = 0.9500 V/m; Power Drift = 0.01 dB
Peak SAR (extrapolated) = 0.0140 W/kg
SAR(1 g) = 0.00908 W/kg; SAR(10 g) = n.a.
Maximum value of SAR (measured) = 0.0132 W/kg

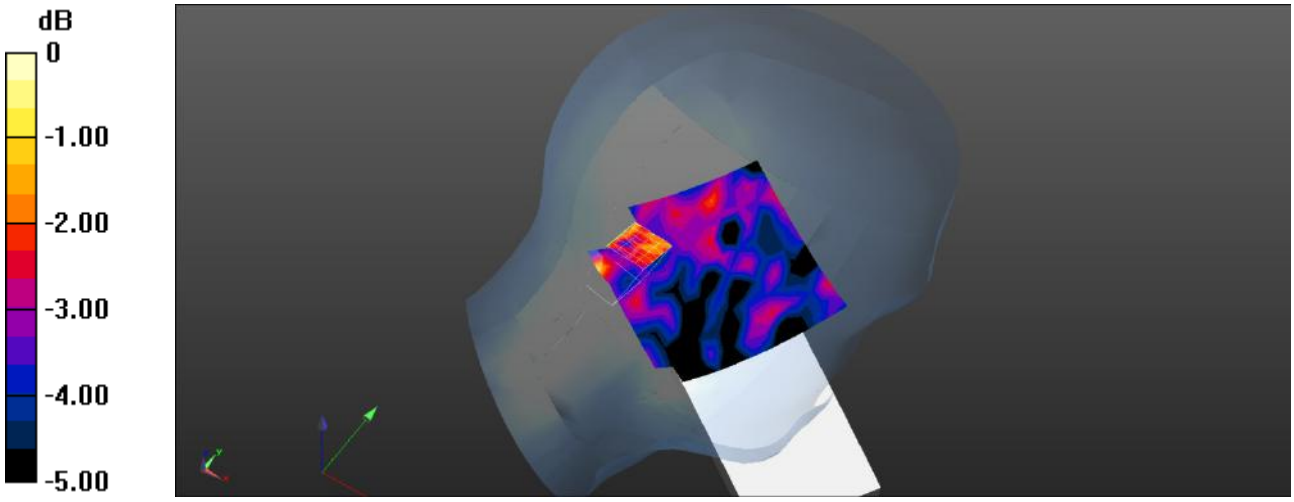

0 dB = 0.0132 W/kg = -18.79 dBW/kg

Plot 70#: Bluetooth_Head Right Cheek_Mid

DUT: 4G flip phone; Type: V909T; Serial: SZNS220909-40985E-SA-S1

Communication System: UID 0, Bluetooth(GFSK) (0); Frequency: 2402 MHz;Duty Cycle: 1:1.30
Medium parameters used (interpolated): f = 2402 MHz; σ = 1.806 S/m; ε_r = 38.281; ρ = 1000 kg/m^3
Phantom section: Right Section

DASY5 Configuration:

- Probe: EX3DV4- SN7441; ConvF(7.54, 7.54, 7.54); Calibrated: 2022/05/16
- Sensor-Surface: 4mm (Mechanical Surface Detection)
- Electronics: DAE4 Sn1211; Calibrated: 2022/03/01
- Phantom: Twin SAM; Type: QD000P40CD; Serial: TP:1744
- Measurement SW: DASY52, Version 52.10 (4); SEMCAD X Version 14.6.14 (7501)

Head Right Cheek/Bluetooth BDR(GFSK) Mid/Area Scan (11x11x1): Measurement grid: dx=10mm, dy=10mm
Maximum value of SAR (measured) = 0.0148 W/kg

Head Right Cheek/Bluetooth BDR(GFSK) Mid/Zoom Scan (7x7x7)/Cube 0: Measurement grid: dx=5mm, dy=5mm, dz=5mm
Reference Value = 2.009 V/m; Power Drift = 0.04 dB
Peak SAR (extrapolated) = 0.0180 W/kg
SAR(1 g) = 0.016 W/kg; SAR(10 g) = 0.015 W/kg
Maximum value of SAR (measured) = 0.0185 W/kg

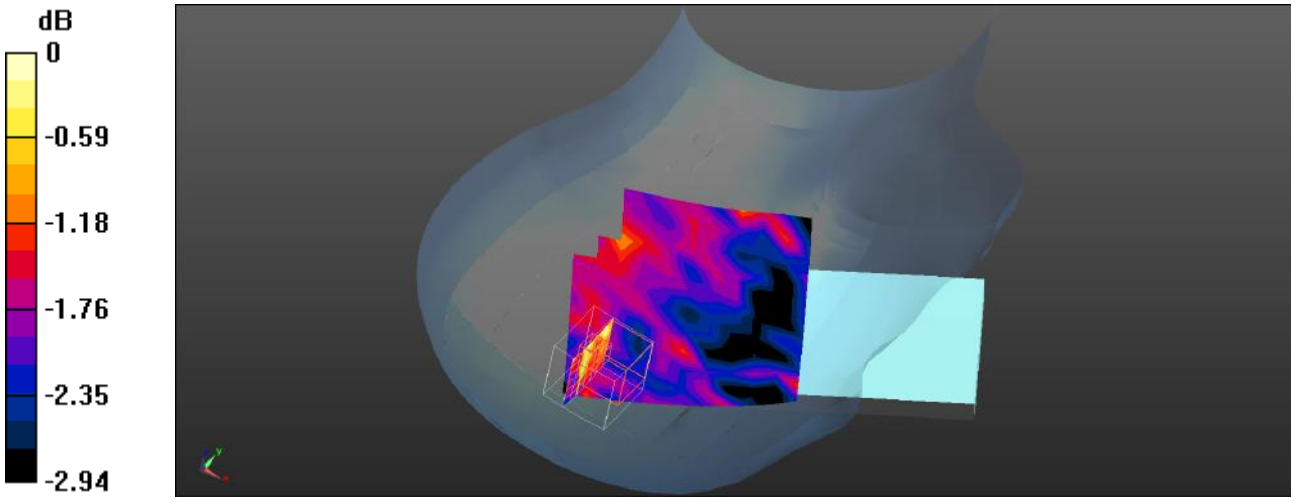

0 dB = 0.0185 W/kg = -17.33 dBW/kg

Plot 71#: Bluetooth_Head Right Tilt_Mid

DUT: 4G flip phone; Type: V909T; Serial: SZNS220909-40985E-SA-S1

Communication System: UID 0, Bluetooth(GFSK) (0); Frequency: 2402 MHz;Duty Cycle: 1:1.30
Medium parameters used (interpolated): f = 2402 MHz; σ = 1.806 S/m; ε_r = 38.281; ρ = 1000 kg/m^3
Phantom section: Right Section

DASY5 Configuration:

- Probe: EX3DV4- SN7441; ConvF(7.54, 7.54, 7.54); Calibrated: 2022/05/16
- Sensor-Surface: 4mm (Mechanical Surface Detection)
- Electronics: DAE4 Sn1211; Calibrated: 2022/03/01
- Phantom: Twin SAM; Type: QD000P40CD; Serial: TP:1744
- Measurement SW: DASY52, Version 52.10 (4); SEMCAD X Version 14.6.14 (7501)

Head Right Tilt/Bluetooth BDR(GFSK) Mid/Area Scan (11x11x1): Measurement grid: dx=10mm, dy=10mm
Maximum value of SAR (measured) = 0.00837 W/kg

Head Right Tilt/Bluetooth BDR(GFSK) Mid/Zoom Scan (7x7x7)/Cube 0: Measurement grid: dx=5mm, dy=5mm, dz=5mm
Reference Value = 1.056 V/m; Power Drift = 0.06 dB
Peak SAR (extrapolated) = 0.0120 W/kg
SAR(1 g) = 0.00979 W/kg; SAR(10 g) = 0.00872 W/kg
Maximum value of SAR (measured) = 0.0122 W/kg

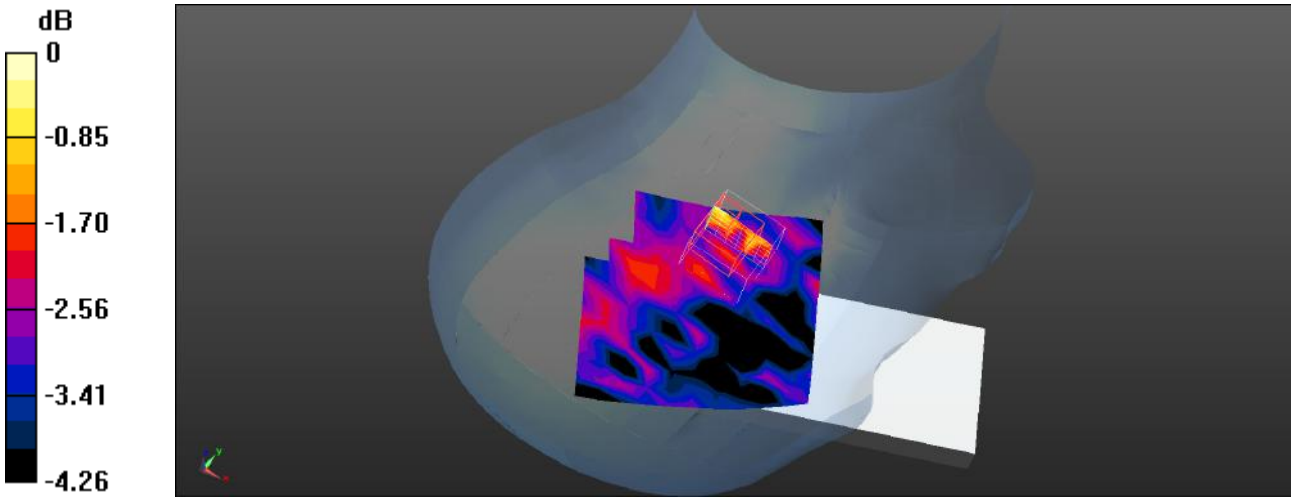

0 dB = 0.0122 W/kg = -19.14 dBW/kg

Plot 72#: Bluetooth_Body Back_Mid

DUT: 4G flip phone; Type: V909T; Serial: SZNS220909-40985E-SA-S1

Communication System: UID 0, Bluetooth(GFSK) (0); Frequency: 2402 MHz;Duty Cycle: 1:1.30
Medium parameters used (interpolated): f = 2402 MHz; σ = 1.806 S/m; ε_r = 38.281; ρ = 1000 kg/m^3
Phantom section: Flat Section

DASY5 Configuration:

- Probe: EX3DV4- SN7441; ConvF(7.54, 7.54, 7.54); Calibrated: 2022/05/16
- Sensor-Surface: 4mm (Mechanical Surface Detection)
- Electronics: DAE4 Sn1211; Calibrated: 2022/03/01
- Phantom: Twin SAM; Type: QD000P40CD; Serial: TP:1744
- Measurement SW: DASY52, Version 52.10 (4); SEMCAD X Version 14.6.14 (7501)

Body Back/Bluetooth BDR(GFSK) Mid/Area Scan (11x17x1): Measurement grid: dx=10mm, dy=10mm
Maximum value of SAR (measured) = 0.0121 W/kg

Body Back/Bluetooth BDR(GFSK) Mid/Zoom Scan (7x7x7)/Cube 0: Measurement grid: dx=5mm, dy=5mm, dz=5mm
Reference Value = 1.866 V/m; Power Drift = 0.07 dB
Peak SAR (extrapolated) = 0.0180 W/kg
SAR(1 g) = 0.016 W/kg; SAR(10 g) = 0.014 W/kg
Maximum value of SAR (measured) = 0.0177 W/kg

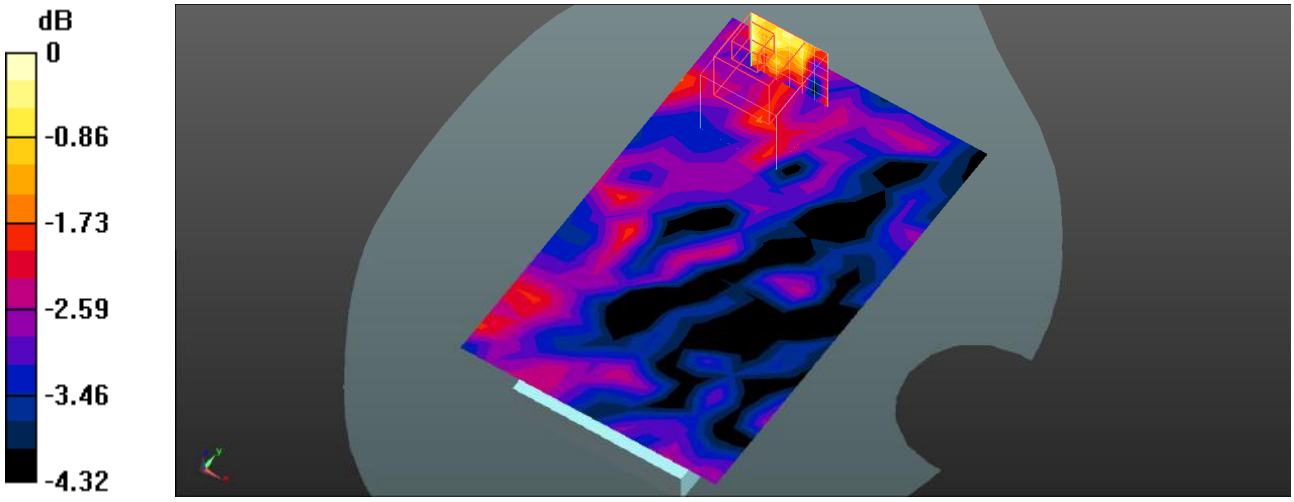

0 dB = 0.0177 W/kg = -17.52 dBW/kg