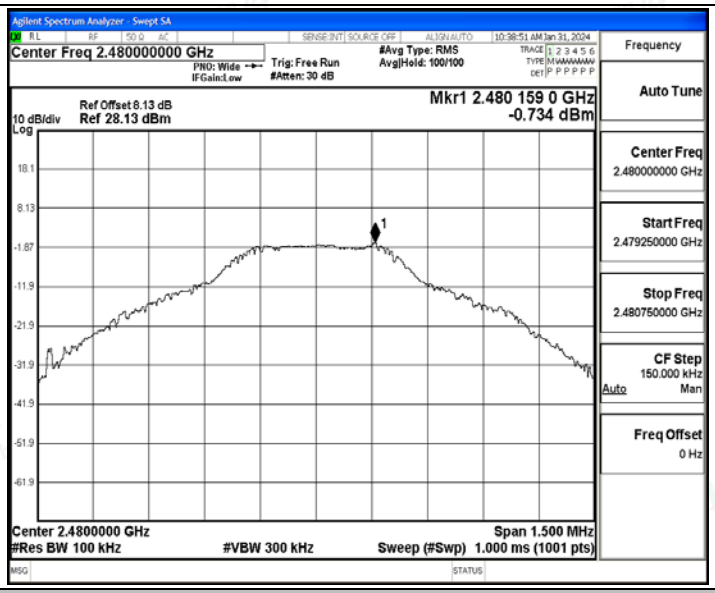

2DH5_Ant1_2402

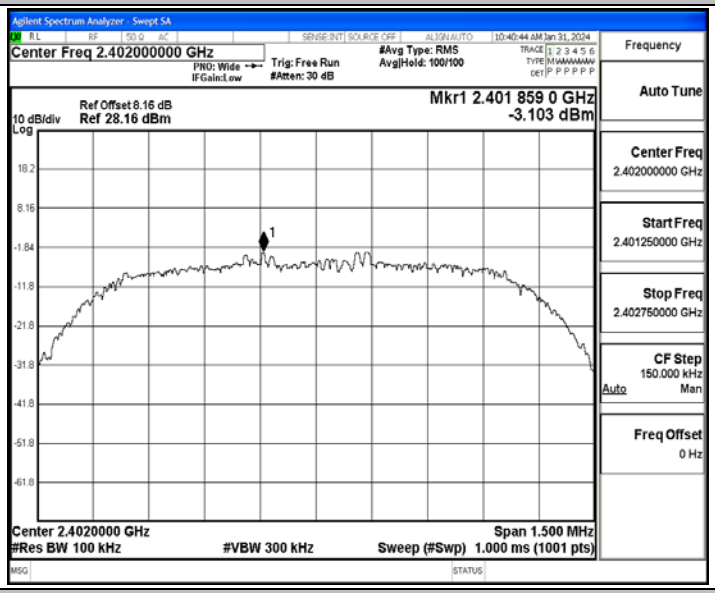

2DH5_Ant1_2441

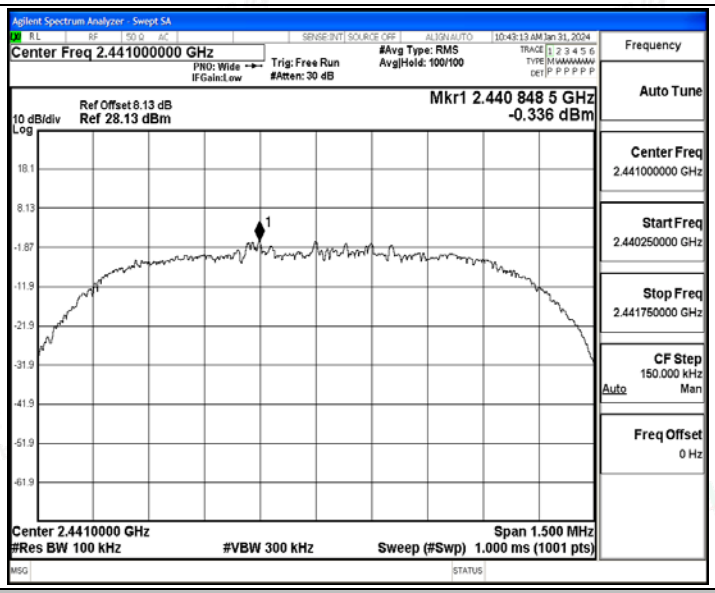

2DH5_Ant1_2480

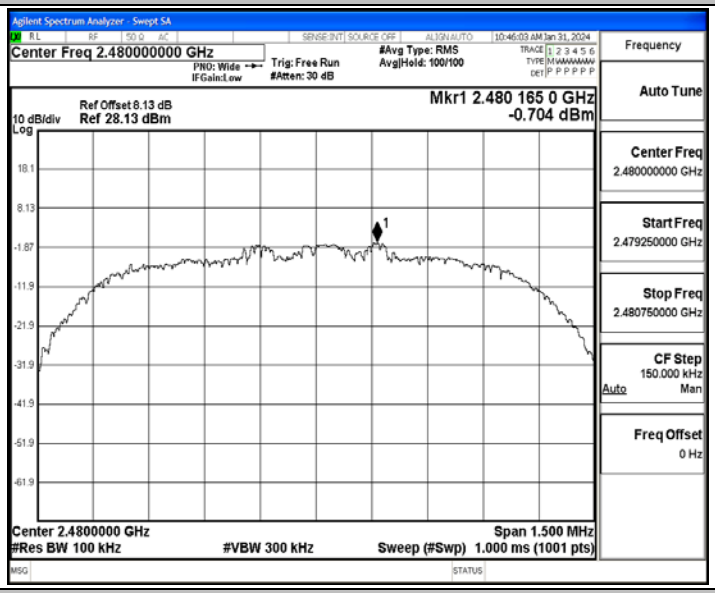

3DH5_Ant1_2402

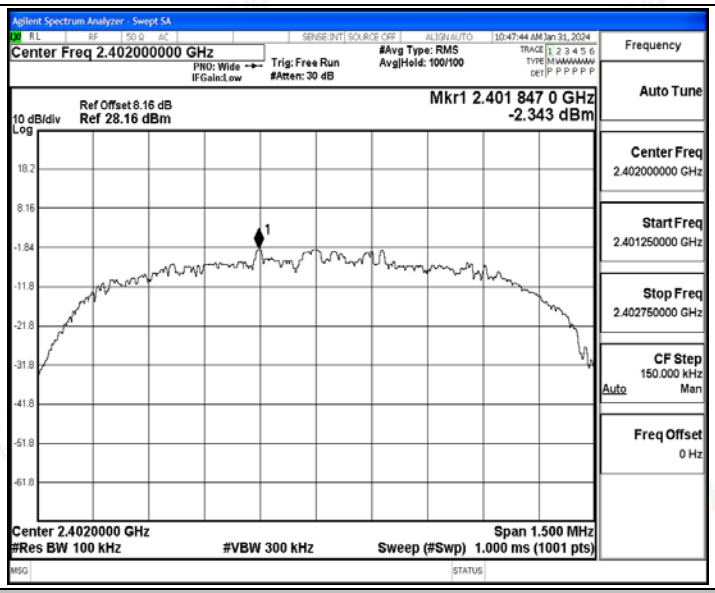

3DH5_Ant1_2441

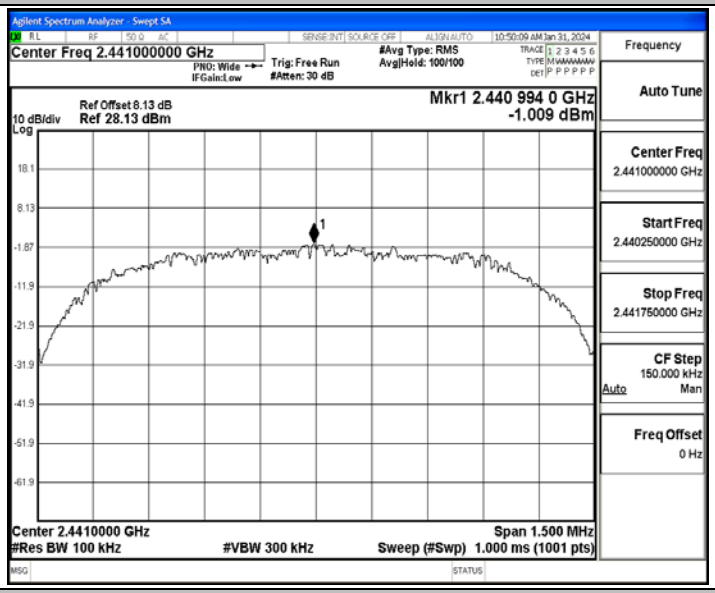

3DH5_Ant1_2480

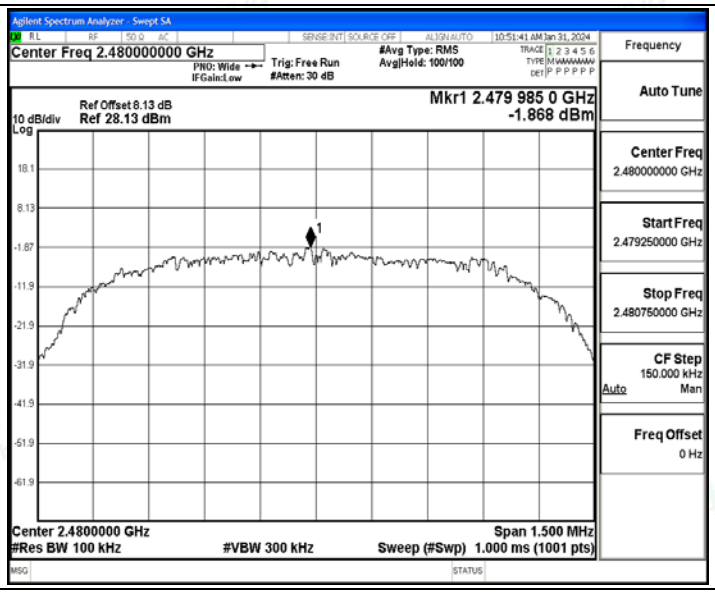
Agilent Spectrum Analyzer - Swept SA
Center Freq 2.480000000 GHz
PNO: Wide
IFGain:Low
Trig: Free Run
#Atten: 30 dB
#Avg Type: RMS
Avg|Hold: 100/100
10:51:41 AM Jan 31, 2024
Ref Offset 8.13 dB
10 dB/div Ref 28.13 dBm
Log
Mkr1 2.479 985 0 GHz
-1.868 dBm
18.1
8.13
-1.87
-11.9
-21.9
-31.9
-41.9
-51.9
-61.9
Center 2.4800000 GHz
#Res BW 100 kHz
#VBW 300 kHz
Span 1.500 MHz
Sweep (#Swp) 1.000 ms (1001 pts)
Frequency
Auto Tune
Center Freq
2.480000000 GHz
Start Freq
2.479250000 GHz
Stop Freq
2.480750000 GHz
CF Step
150.000 kHz
Auto
Man
Freq Offset
0 Hz

A.8 Duty Cycle

Test Result

TestMode	Antenna	Frequency[MHz]	ON Time [ms]	Period [ms]	Duty Cycle [%]	Duty Cycle Factor[dB]	1/T Factor[kHz]
DH5	Ant1	2402	2.91	3.75	77.60	1.10	0.34
		2441	2.91	3.75	77.60	1.10	0.34
		2480	2.91	3.75	77.60	1.10	0.34
2DH5	Ant1	2402	2.90	3.75	77.33	1.12	0.34
		2441	2.90	3.75	77.33	1.12	0.34
		2480	2.89	3.75	77.07	1.13	0.35
3DH5	Ant1	2402	2.90	3.75	77.33	1.12	0.34
		2441	2.90	3.75	77.33	1.12	0.34
		2480	2.90	3.75	77.33	1.12	0.34

Test Graphs

DH5_Ant1_2402

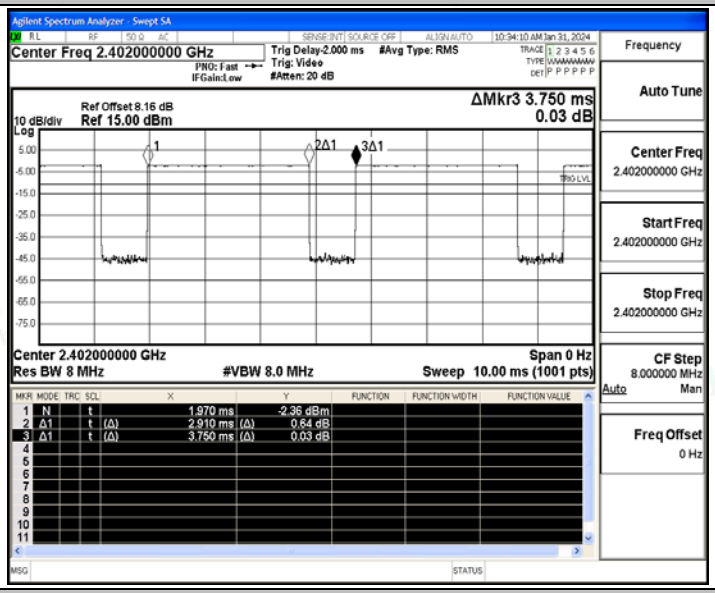

DH5_Ant1_2441

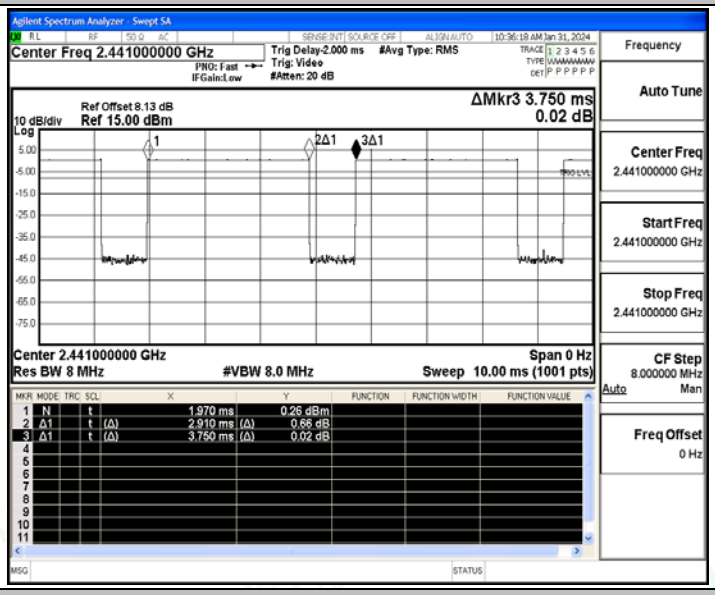

DH5_Ant1_2480

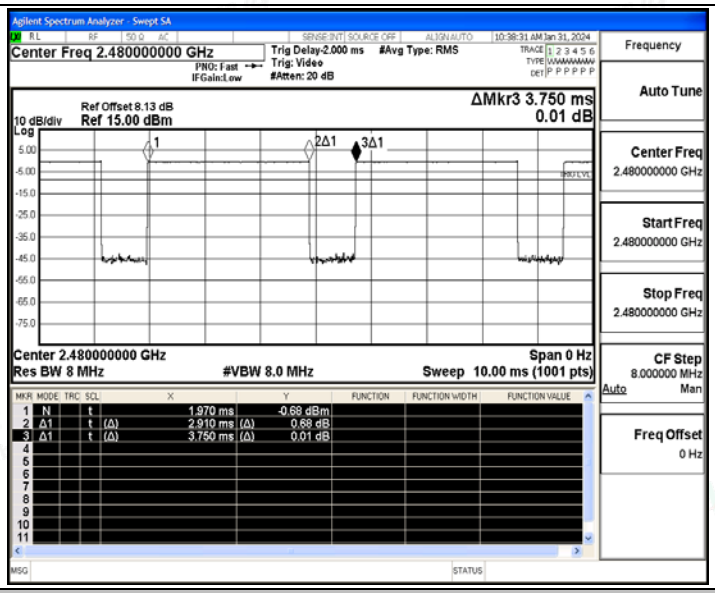

2DH5_Ant1_2402

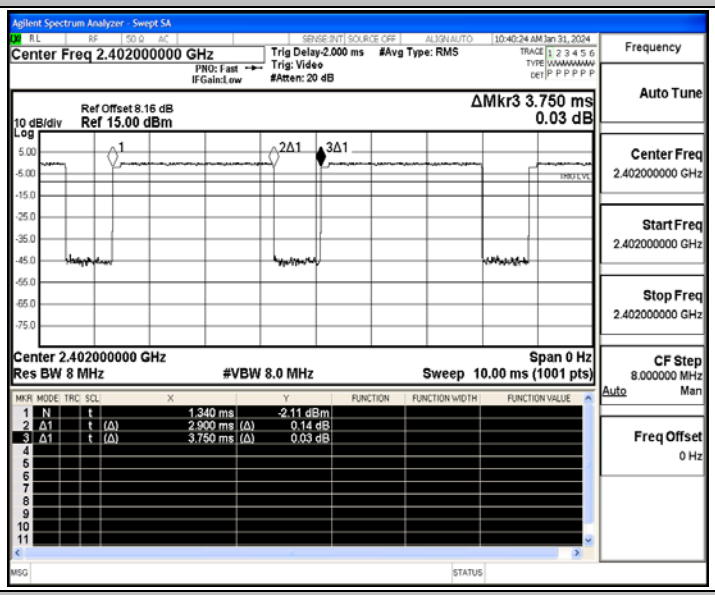

2DH5_Ant1_2441

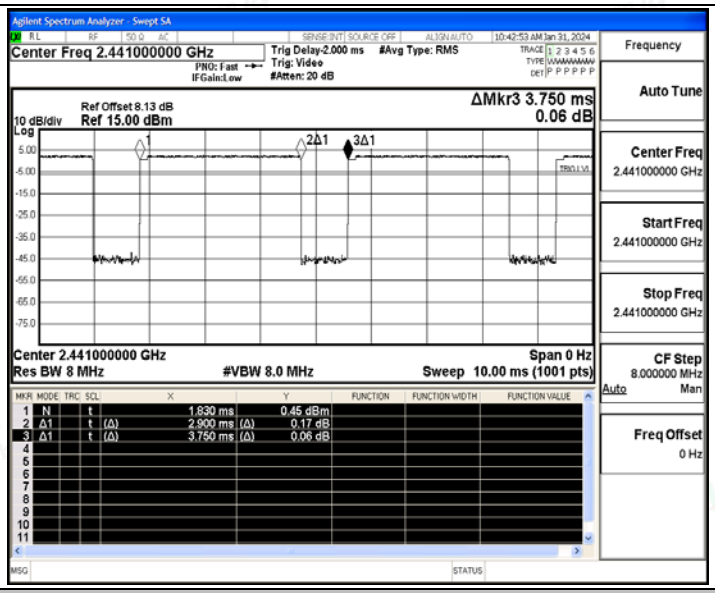

2DH5_Ant1_2480

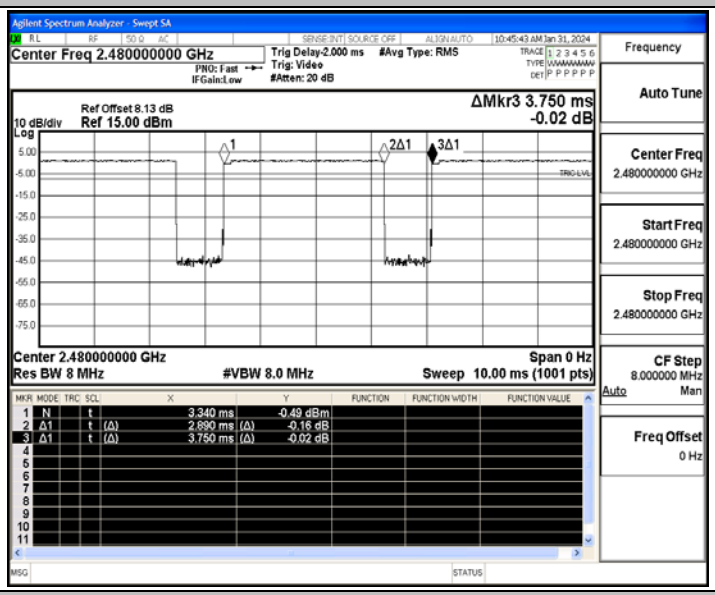

3DH5_Ant1_2402

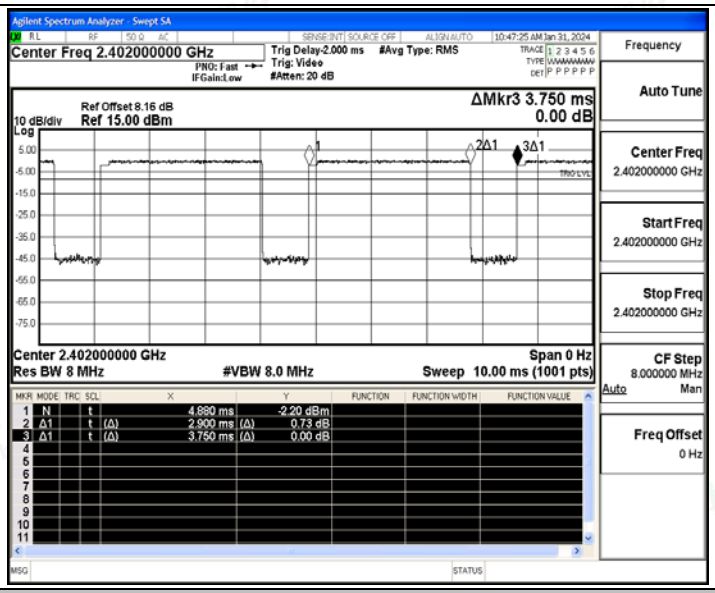

3DH5_Ant1_2441

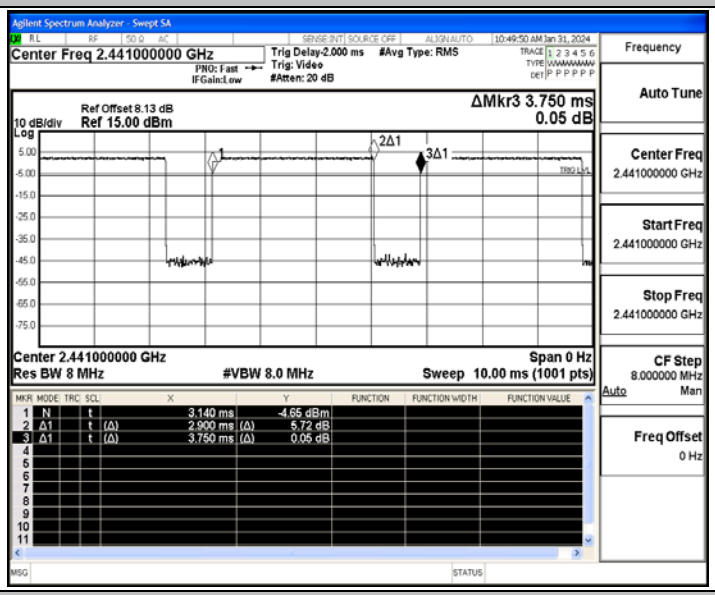

3DH5_Ant1_2480

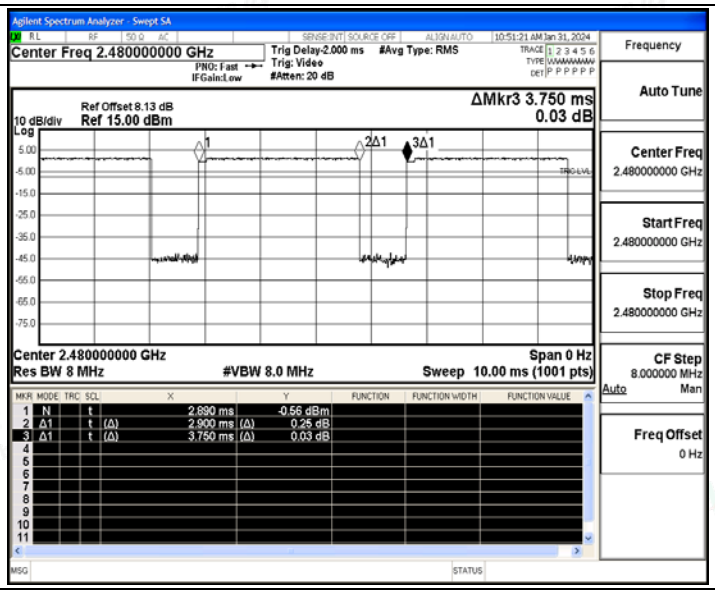
Agilent Spectrum Analyzer - Swept SA
Center Freq 2.480000000 GHz
Trig Delay-2.000 ms
#Avg Type: RMS
Trig: Video
#Atten: 20 dB
PNO: Fast
IFGain:Low
Ref Offset 8.13 dB
10 dB/div
Ref 15.00 dBm
ΔMkr3 3.750 ms
0.03 dB
Center 2.480000000 GHz
Span 0 Hz
Res BW 8 MHz
#VBW 8.0 MHz
Sweep 10.00 ms (1001 pts)
1 N t 2.890 ms -0.56 dBm
2 Δ1 t (Δ) 2.900 ms (Δ) 0.25 dB
3 Δ1 t (Δ) 3.750 ms (Δ) 0.03 dB
Frequency
Auto Tune
Center Freq
2.480000000 GHz
Start Freq
2.480000000 GHz
Stop Freq
2.480000000 GHz
CF Step
8.000000 MHz
Auto
Man
Freq Offset
0 Hz

A.9 Emissions in Restricted Bands

Test Result

Test Mode	Antenna	ChName	Frequency[MHz]	Detector	Freq [MHz]	Result [dBm]	Limit [dBm]	Result [dBuV/m]	Limit [dBuV/m]	Verdict
DH5	Ant1	Low	2402	AV	2310.000	-48.92	≤-41.20	46.28	≤54	PASS
				AV	2383.265	-47.75	≤-41.20	47.45	≤54	PASS
				AV	2390.000	-48.77	≤-41.20	46.43	≤54	PASS
				Peak	2310.000	-42.11	≤-21.20	53.09	≤74	PASS
				Peak	2368.775	-38.94	≤-21.20	56.26	≤74	PASS
				Peak	2390.000	-41.66	≤-21.20	53.54	≤74	PASS
		High	2480	AV	2483.500	-48.48	≤-41.20	46.72	≤54	PASS
				AV	2483.760	-47.72	≤-41.20	47.48	≤54	PASS
				AV	2500.000	-48.32	≤-41.20	46.88	≤54	PASS
				Peak	2483.500	-41.54	≤-21.20	53.66	≤74	PASS
				Peak	2499.680	-38.89	≤-21.20	56.31	≤74	PASS
				Peak	2500.000	-41.1	≤-21.20	54.10	≤74	PASS
		Low	Hop_2402	Peak	2310.000	-42.69	≤-21.20	52.51	≤74	PASS
				Peak	2365.520	-38.81	≤-21.20	56.39	≤74	PASS
				Peak	2390.000	-41.68	≤-21.20	53.52	≤74	PASS
		High	Hop_2480	Peak	2483.500	-40.74	≤-21.20	54.46	≤74	PASS
				Peak	2497.680	-39.17	≤-21.20	56.03	≤74	PASS
				Peak	2500.000	-41.27	≤-21.20	53.93	≤74	PASS
2DH5	Ant1	Low	2402	AV	2310.000	-49.03	≤-41.20	46.17	≤54	PASS
				AV	2382.425	-47.57	≤-41.20	47.63	≤54	PASS
				AV	2390.000	-48.67	≤-41.20	46.53	≤54	PASS
				Peak	2310.000	-42.55	≤-21.20	52.65	≤74	PASS
				Peak	2370.035	-38.74	≤-21.20	56.46	≤74	PASS
				Peak	2390.000	-39.79	≤-21.20	55.41	≤74	PASS
		High	2480	AV	2483.500	-48.16	≤-41.20	47.04	≤54	PASS
				AV	2483.760	-47.82	≤-41.20	47.38	≤54	PASS
				AV	2500.000	-48.61	≤-41.20	46.59	≤54	PASS
				Peak	2483.500	-42.46	≤-21.20	52.74	≤74	PASS
				Peak	2495.920	-39.12	≤-21.20	56.08	≤74	PASS
				Peak	2500.000	-41.33	≤-21.20	53.87	≤74	PASS
		Low	Hop_2402	Peak	2310.000	-42.98	≤-21.20	52.22	≤74	PASS
				Peak	2331.605	-39.08	≤-21.20	56.12	≤74	PASS
				Peak	2390.000	-42.47	≤-21.20	52.73	≤74	PASS
		High	Hop_2480	Peak	2483.500	-42.11	≤-21.20	53.09	≤74	PASS
				Peak	2497.760	-38.86	≤-21.20	56.34	≤74	PASS

				Peak	2500.000	-42.43	≤-21.20	52.77	≤74	PASS
3DH5	Ant1	Low	2402	AV	2310.000	-49.13	≤-41.20	46.07	≤54	PASS
				AV	2379.380	-47.75	≤-41.20	47.45	≤54	PASS
				AV	2390.000	-48.6	≤-41.20	46.60	≤54	PASS
				Peak	2310.000	-39.96	≤-21.20	55.24	≤74	PASS
				Peak	2389.460	-39.09	≤-21.20	56.11	≤74	PASS
				Peak	2390.000	-42.23	≤-21.20	52.97	≤74	PASS
		High	2480	AV	2483.500	-48.22	≤-41.20	46.98	≤54	PASS
				AV	2492.560	-47.39	≤-41.20	47.81	≤54	PASS
				AV	2500.000	-48.13	≤-41.20	47.07	≤54	PASS
				Peak	2483.500	-41.65	≤-21.20	53.55	≤74	PASS
				Peak	2487.520	-38.82	≤-21.20	56.38	≤74	PASS
				Peak	2500.000	-40.78	≤-21.20	54.42	≤74	PASS
		Low	Hop_2402	Peak	2310.000	-42.17	≤-21.20	53.03	≤74	PASS
				Peak	2383.685	-38.48	≤-21.20	56.72	≤74	PASS
				Peak	2390.000	-41.28	≤-21.20	53.92	≤74	PASS
		High	Hop_2480	Peak	2483.500	-41.15	≤-21.20	54.05	≤74	PASS
				Peak	2487.040	-39.21	≤-21.20	55.99	≤74	PASS
				Peak	2500.000	-41.13	≤-21.20	54.07	≤74	PASS

Note：

1. The Antenna Gain is compensated in the graph. The Correction Factor is compensated in the graph.
2. The limit in dBm for average detector is conversion from 54dBuV/m, according to 15.209(a). The limit in dBm for peak detector is 20dB above the limit of average detector in dBm.

Test Graphs

DH5_Ant1_Low_2402_AV

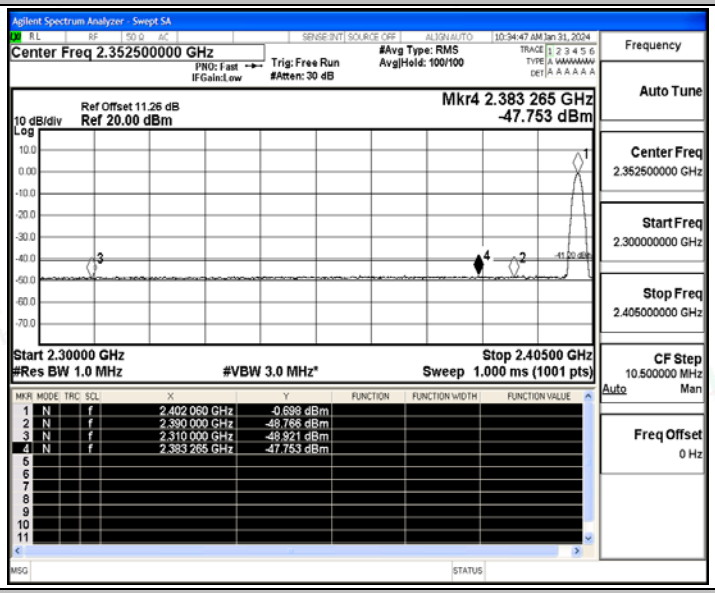

DH5_Ant1_Low_2402_Peak

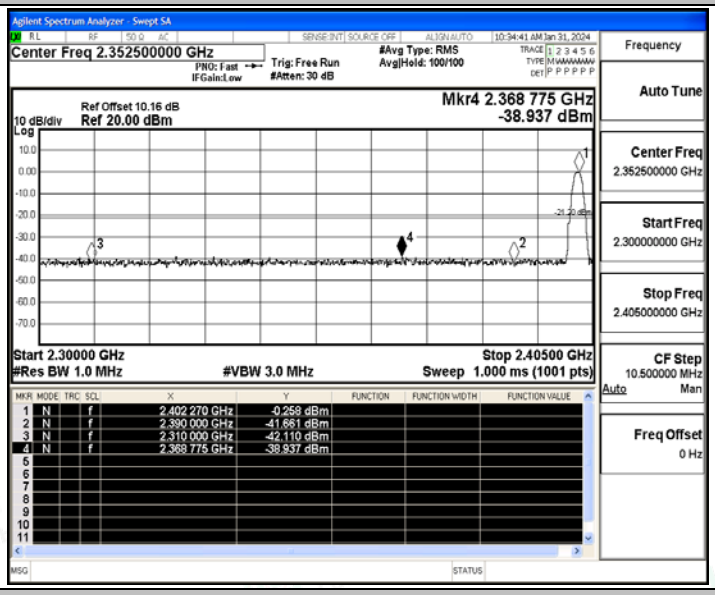

DH5_Ant1_High_2480_AV

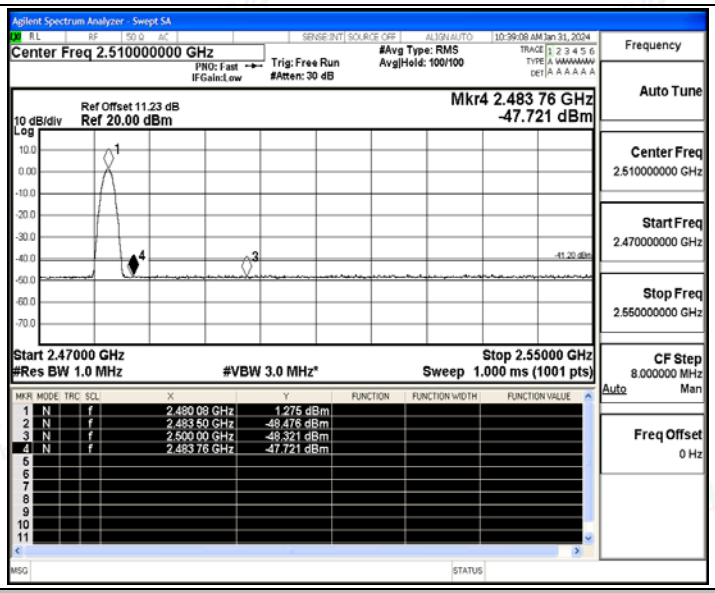

DH5_Ant1_High_2480_Peak

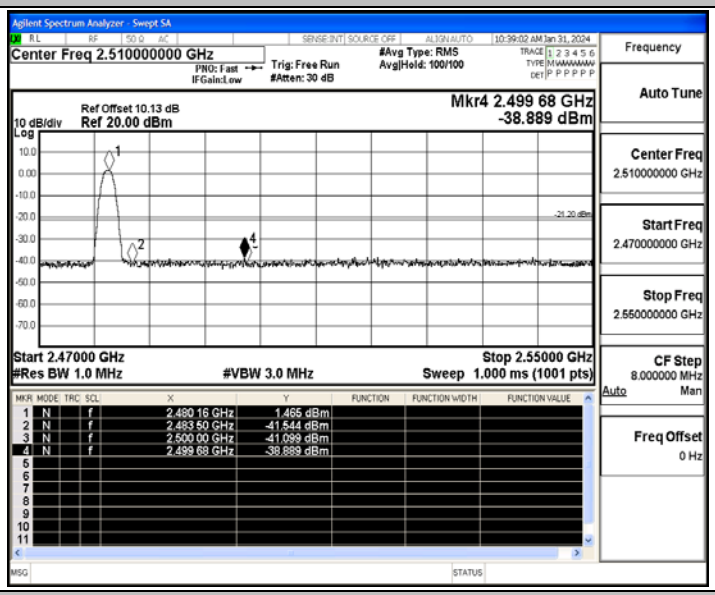

DH5_Ant1_Low_Hop_2402_Peak

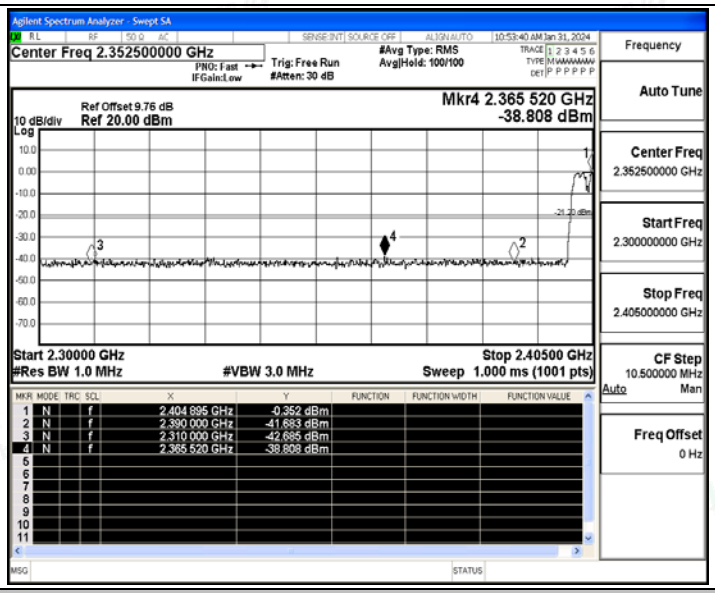

DH5_Ant1_High_Hop_2480_Peak

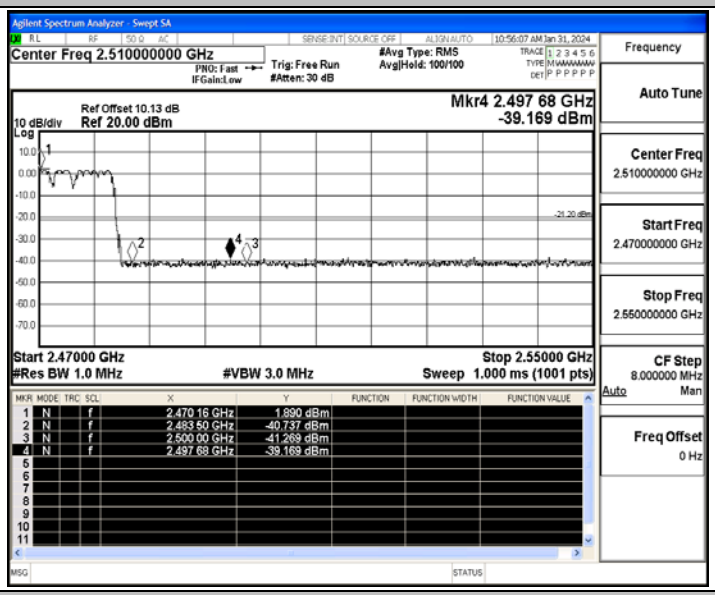

2DH5_Ant1_Low_2402_AV

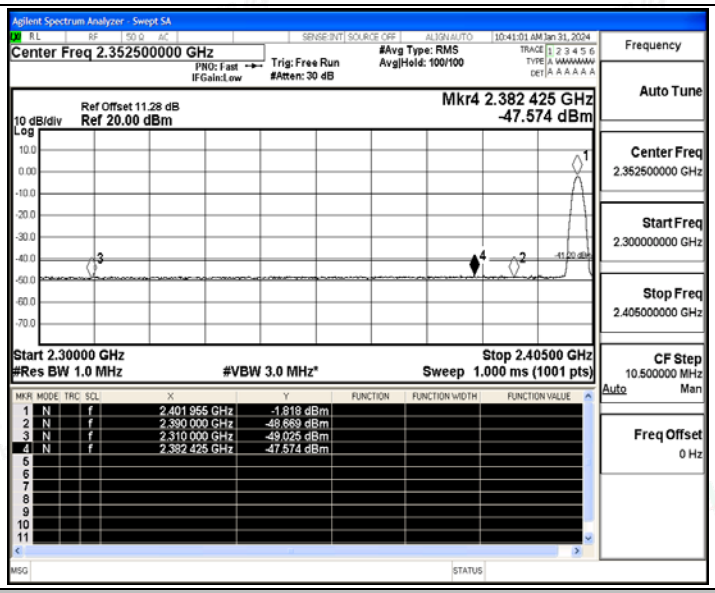

2DH5_Ant1_Low_2402_Peak

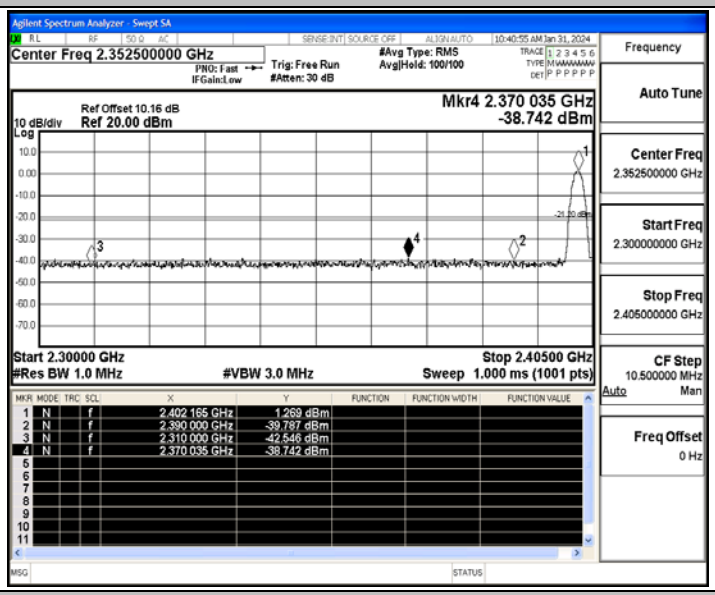

2DH5_Ant1_High_2480_AV

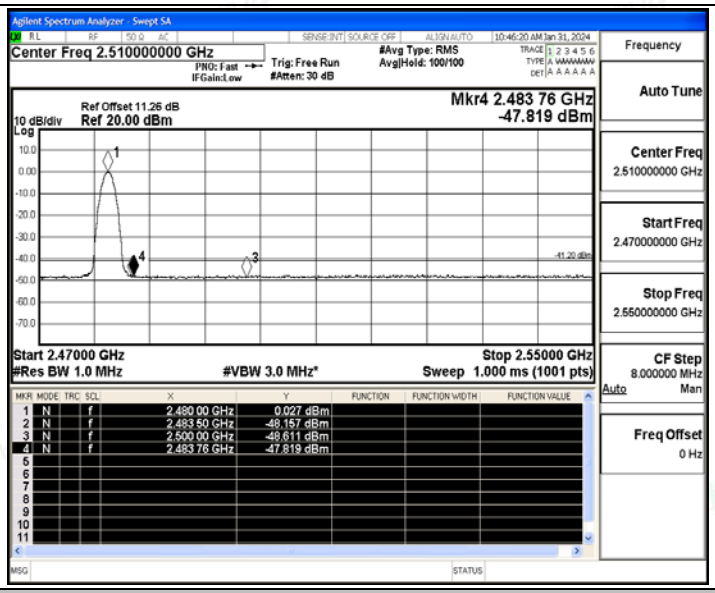

2DH5_Ant1_High_2480_Peak

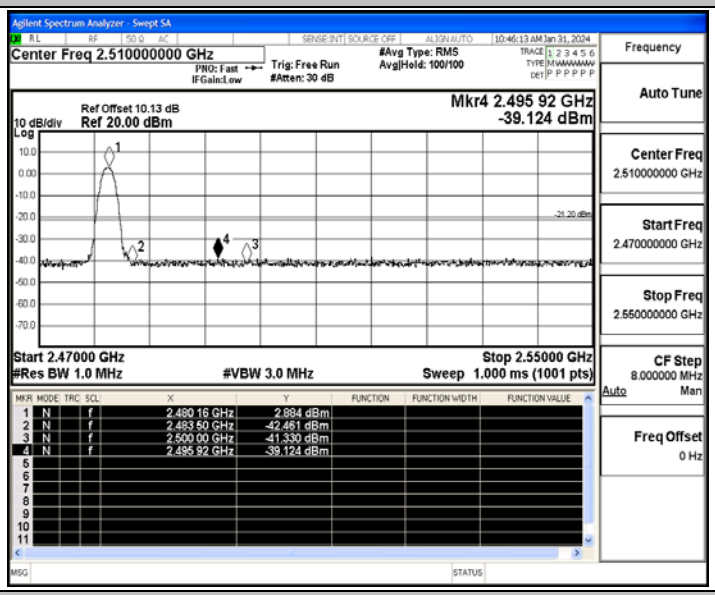

2DH5_Ant1_Low_Hop_2402_Peak

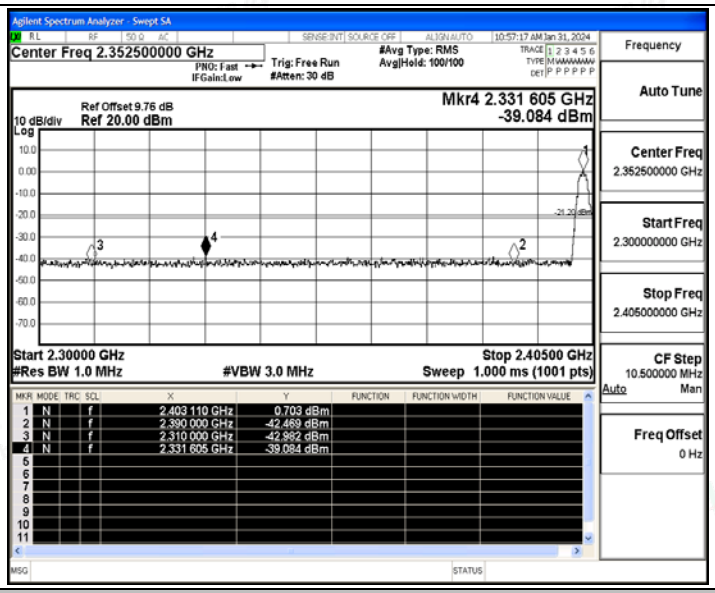

2DH5_Ant1_High_Hop_2480_Peak

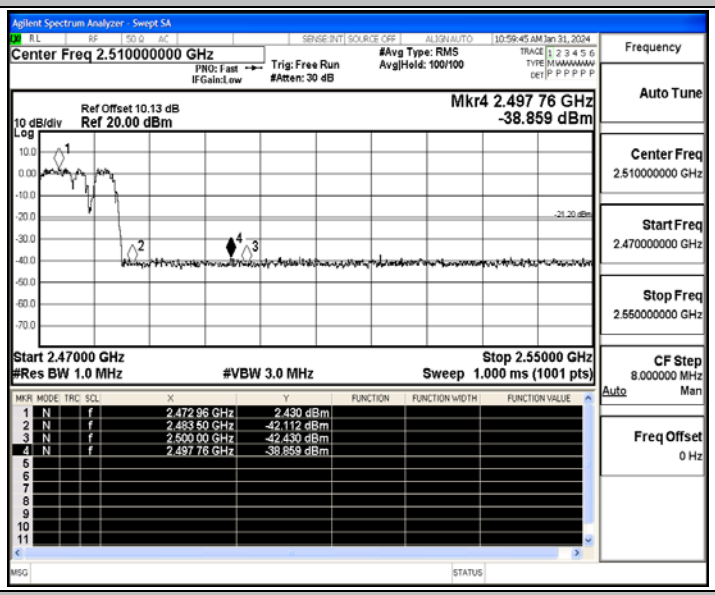

3DH5_Ant1_Low_2402_AV

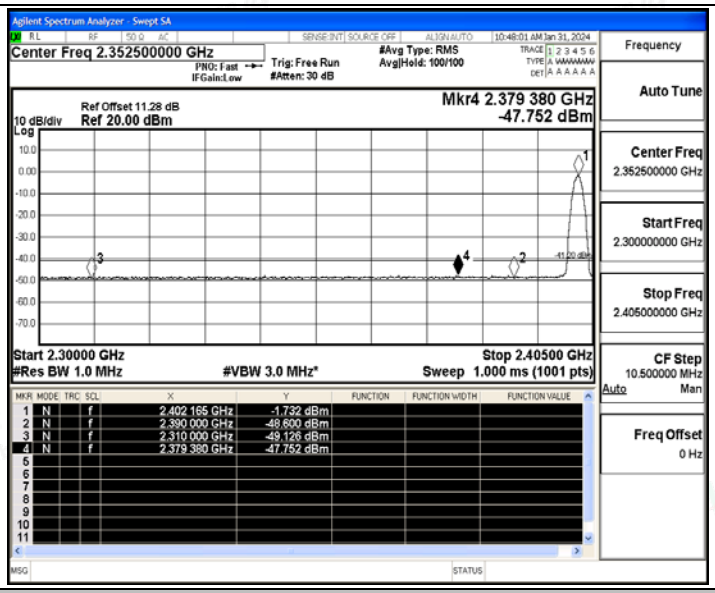

3DH5_Ant1_Low_2402_Peak

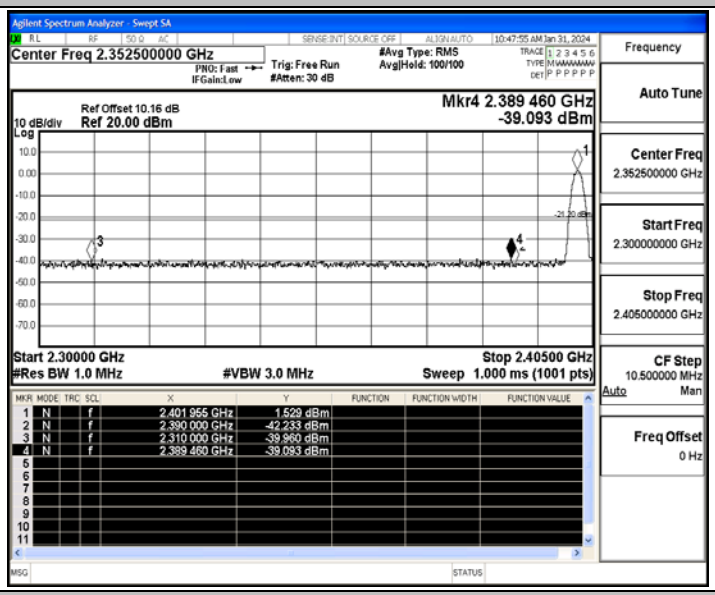

3DH5_Ant1_High_2480_AV

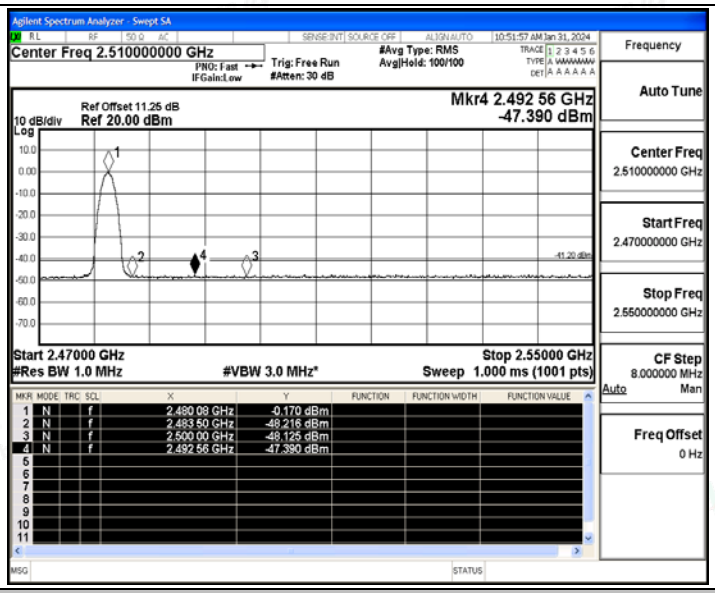

3DH5_Ant1_High_2480_Peak

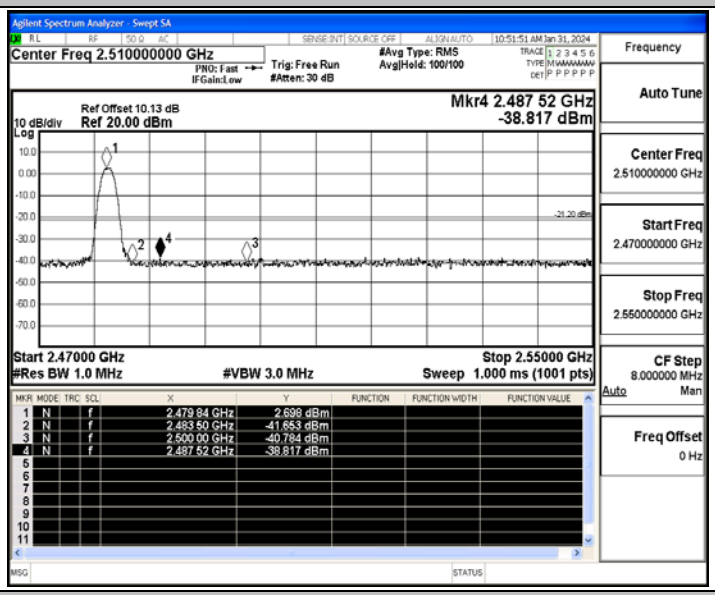

3DH5_Ant1_Low_Hop_2402_Peak

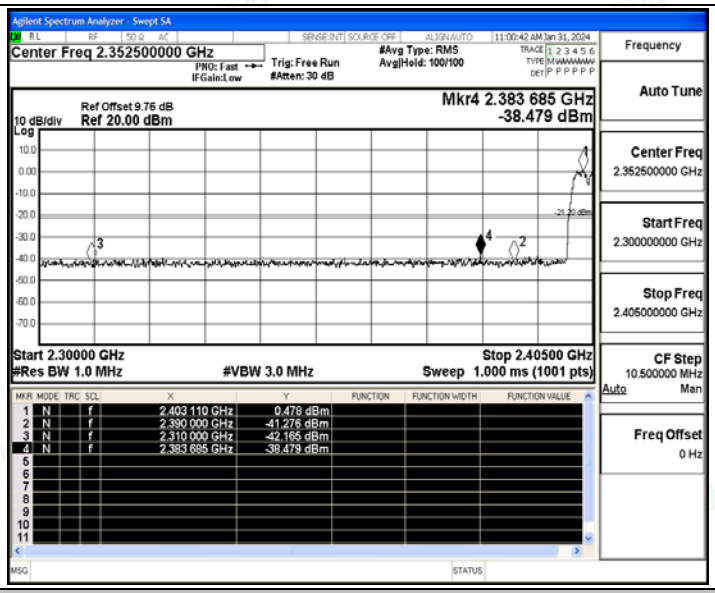
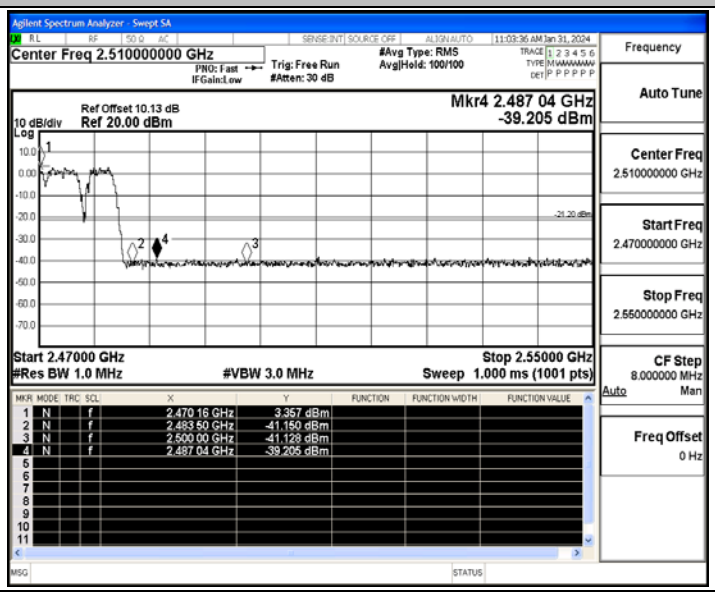
3DH5_Ant1_High_Hop_2480_Peak