4.2 Test Graph

4.2.1 30k_SISO_100MHz_NTNV

n48_30kHz_SISO_NTNV_100MHz_DFT-s-OFDM PI/2 BPSK_3624.99MHz_Outer_Full_Ant1

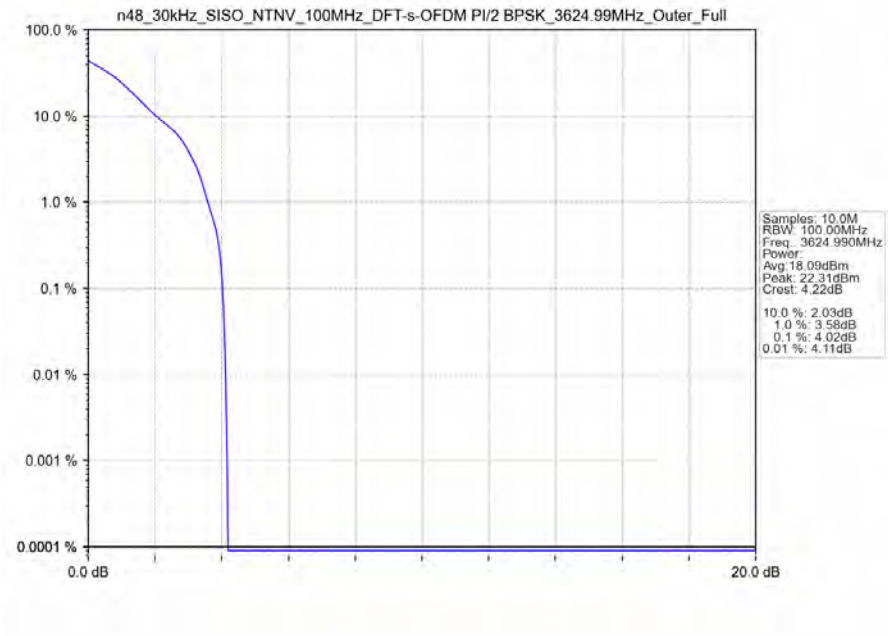

n48_30kHz_SISO_NTNV_100MHz_DFT-s-OFDM QPSK_3624.99MHz_Outer_Full_Ant1

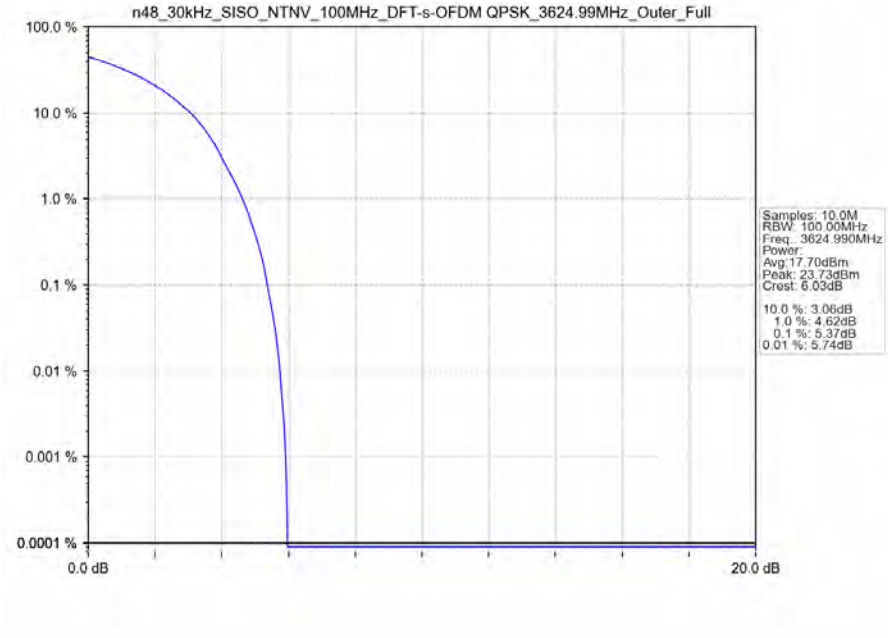

n48_30kHz_SISO_NTNV_100MHz_CP-OFDM QPSK_3624.99MHz_Outer_Full_Ant1

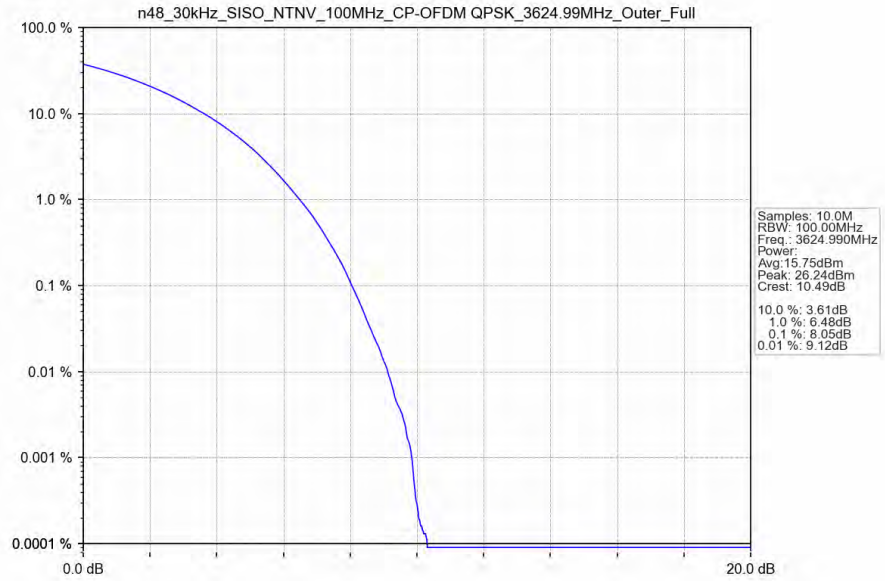

5. Spurious Emission

5.1 Test Result

5.1.1 30k_SISO_10MHz_NTNV

5G NR n48 SCS=30kHz SISO 10MHz NTNV							
Modulation	Frequency (MHz)	RB Allocation	Spurious Emission				Verdict
			Ant1	Ant2	Sum	Limit	
DFT-s-OFDM PI/2 BPSK	3555	Edge_1RB_Left	Refer To Test Graph				Pass
		Edge_1RB_Right	Refer To Test Graph				Pass
		Outer_Full	Refer To Test Graph				Pass
	3624.99	Edge_1RB_Left	Refer To Test Graph				Pass
	3694.98	Edge_1RB_Left	Refer To Test Graph				Pass
		Edge_1RB_Right	Refer To Test Graph				Pass
		Outer_Full	Refer To Test Graph				Pass
DFT-s-OFDM QPSK	3555	Edge_1RB_Left	Refer To Test Graph				Pass
		Edge_1RB_Right	Refer To Test Graph				Pass
		Outer_Full	Refer To Test Graph				Pass
	3624.99	Edge_1RB_Left	Refer To Test Graph				Pass
	3694.98	Edge_1RB_Left	Refer To Test Graph				Pass
		Edge_1RB_Right	Refer To Test Graph				Pass
		Outer_Full	Refer To Test Graph				Pass
CP-OFDM QPSK	3555	Edge_1RB_Left	Refer To Test Graph				Pass
		Edge_1RB_Right	Refer To Test Graph				Pass
		Outer_Full	Refer To Test Graph				Pass
	3624.99	Edge_1RB_Left	Refer To Test Graph				Pass
	3694.98	Edge_1RB_Left	Refer To Test Graph				Pass
		Edge_1RB_Right	Refer To Test Graph				Pass
		Outer_Full	Refer To Test Graph				Pass

5.1.2 30k_SISO_50MHz_NTNV

5G NR n48 SCS=30kHz SISO 50MHz NTNV							
Modulation	Frequency (MHz)	RB Allocation	Spurious Emission				Verdict
			Ant1	Ant2	Sum	Limit	
DFT-s-OFDM PI/2 BPSK	3575.01	Edge_1RB_Left	Refer To Test Graph				Pass
		Edge_1RB_Right	Refer To Test Graph				Pass
		Outer_Full	Refer To Test Graph				Pass
	3624.99	Edge_1RB_Left	Refer To Test Graph				Pass
	3675	Edge_1RB_Left	Refer To Test Graph				Pass
		Edge_1RB_Right	Refer To Test Graph				Pass
		Outer_Full	Refer To Test Graph				Pass
DFT-s-OFDM QPSK	3575.01	Edge_1RB_Left	Refer To Test Graph				Pass
		Edge_1RB_Right	Refer To Test Graph				Pass
		Outer_Full	Refer To Test Graph				Pass
	3624.99	Edge_1RB_Left	Refer To Test Graph				Pass
	3675	Edge_1RB_Left	Refer To Test Graph				Pass
		Edge_1RB_Right	Refer To Test Graph				Pass
		Outer_Full	Refer To Test Graph				Pass
CP-OFDM QPSK	3575.01	Edge_1RB_Left	Refer To Test Graph				Pass
		Edge_1RB_Right	Refer To Test Graph				Pass
		Outer_Full	Refer To Test Graph				Pass
	3624.99	Edge_1RB_Left	Refer To Test Graph				Pass

	3675	Edge_1RB_Left	Refer To Test Graph	Pass
		Edge_1RB_Right	Refer To Test Graph	Pass
		Outer_Full	Refer To Test Graph	Pass

5.1.3 30k_SISO_100MHz_NTNV

5G NR n48 SCS=30kHz SISO 100MHz NTNV							
Modulation	Frequency (MHz)	RB Allocation	Spurious Emission				Verdict
			Ant1	Ant2	Sum	Limit	
DFT-s-OFDM PI/2 BPSK	3600	Edge_1RB_Left	Refer To Test Graph				Pass
		Edge_1RB_Right	Refer To Test Graph				Pass
		Outer_Full	Refer To Test Graph				Pass
	3624.99	Edge_1RB_Left	Refer To Test Graph				Pass
	3649.98	Edge_1RB_Left	Refer To Test Graph				Pass
		Edge_1RB_Right	Refer To Test Graph				Pass
		Outer_Full	Refer To Test Graph				Pass
DFT-s-OFDM QPSK	3600	Edge_1RB_Left	Refer To Test Graph				Pass
		Edge_1RB_Right	Refer To Test Graph				Pass
		Outer_Full	Refer To Test Graph				Pass
	3624.99	Edge_1RB_Left	Refer To Test Graph				Pass
	3649.98	Edge_1RB_Left	Refer To Test Graph				Pass
		Edge_1RB_Right	Refer To Test Graph				Pass
		Outer_Full	Refer To Test Graph				Pass
CP-OFDM QPSK	3600	Edge_1RB_Left	Refer To Test Graph				Pass
		Edge_1RB_Right	Refer To Test Graph				Pass
		Outer_Full	Refer To Test Graph				Pass
	3624.99	Edge_1RB_Left	Refer To Test Graph				Pass
	3649.98	Edge_1RB_Left	Refer To Test Graph				Pass
		Edge_1RB_Right	Refer To Test Graph				Pass
		Outer_Full	Refer To Test Graph				Pass

5.2 Test Graph

5.2.1 30k_SISO_10MHz_NTNV

n48_30kHz_SISO_NTNV_10MHz_DFT-s-OFDM PI/2 BPSK_3555MHz_Edge_1RB_Left_Ant1

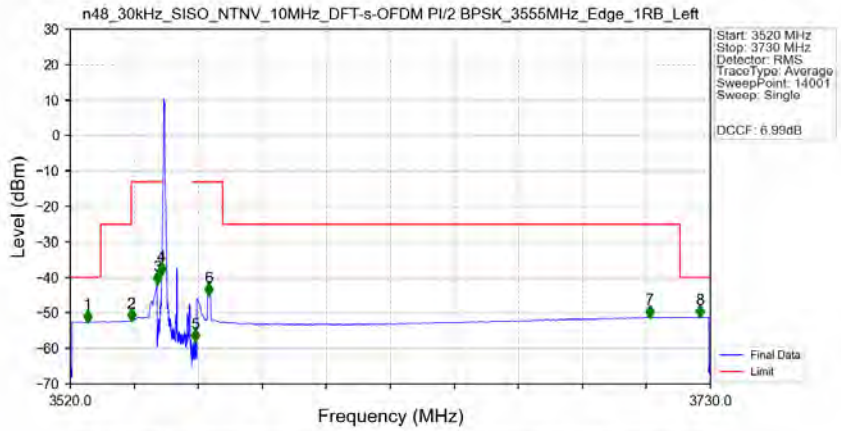

Start (MHz)	Stop (MHz)	RBW (MHz)	Method	Marker No.	Freq (MHz)	Level (dBm)	Limit (dBm)	Result
3520	3530	1	CHP	1	3525.700	-52.51	-40	Pass
3530	3540	1	CHP	2	3539.995	-52.20	-25	Pass
3540	3549	1	CHP	3	3548.500	-41.68	-13	Pass
3549	3550	0.03	/	4	3549.985	-39.03	-13	Pass
3550	3560	0.03	/	/	/	/	/	/
3560	3561	0.03	/	5	3560.980	-57.95	-13	Pass
3561	3570	1	CHP	6	3565.390	-44.86	-13	Pass
3570	3720	1	CHP	7	3710.050	-51.19	-25	Pass
3720	3730	1	CHP	8	3726.595	-51.13	-40	Pass

n48_30kHz_SISO_NTNV_10MHz_DFT-s-OFDM PI/2 BPSK_3555MHz_Edge_1RB_Left_Ant1

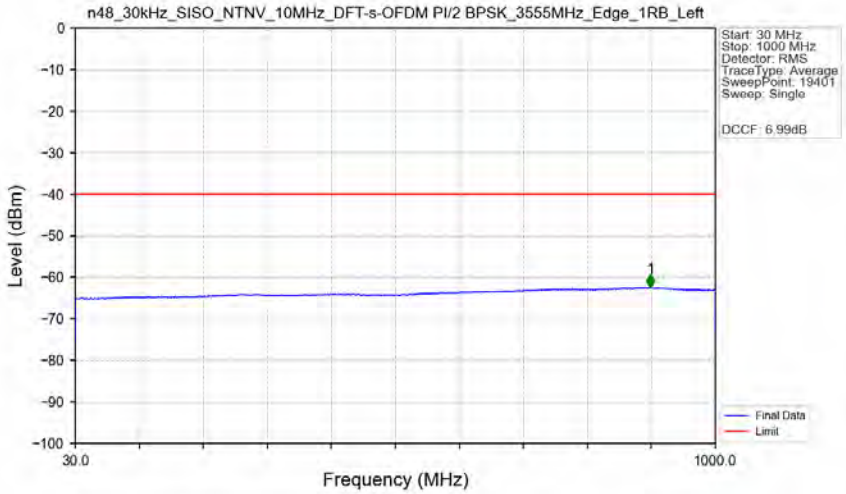

Start (MHz)	Stop (MHz)	RBW (MHz)	Method	Marker No.	Freq (MHz)	Level (dBm)	Limit (dBm)	Result
30	1000	1	CHP	1	901.650	-62.45	-40	Pass

n48_30kHz_SISO_NTNV_10MHz_DFT-s-OFDM PI/2 BPSK_3555MHz_Edge_1RB_Left_Ant1

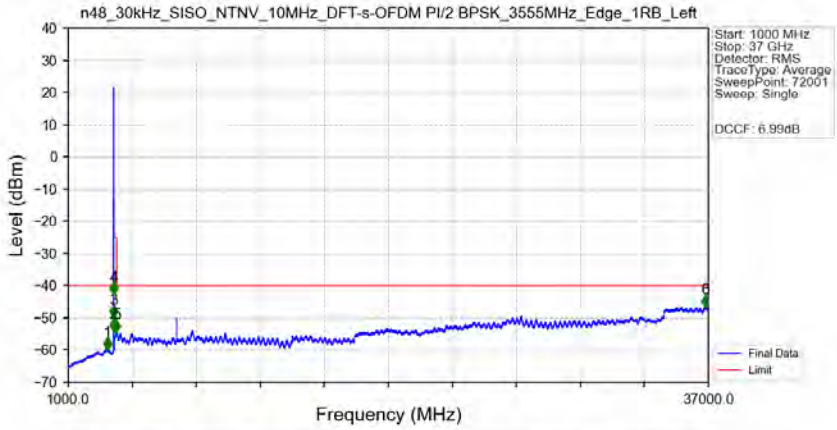

Start (MHz)	Stop (MHz)	RBW (MHz)	Method	Marker No.	Freq (MHz)	Level (dBm)	Limit (dBm)	Result
1000	3530	1	/	1	3193.000	-59.83	-40	Pass
3530	3540	1	/	2	3540.000	-53.95	-25	Pass
3540	3549	1	/	3	3542.500	-49.73	-13	Pass
3549	3565	1	/	/	/	/	/	/
3565	3570	1	/	4	3565.500	-42.59	-13	Pass
3570	3720	1	/	5	3700.500	-54.28	-25	Pass
3720	37000	1	/	6	36816.000	-46.50	-40	Pass

n48_30kHz_SISO_NTNV_10MHz_DFT-s-OFDM PI/2 BPSK_3555MHz_Edge_1RB_Right_Ant1

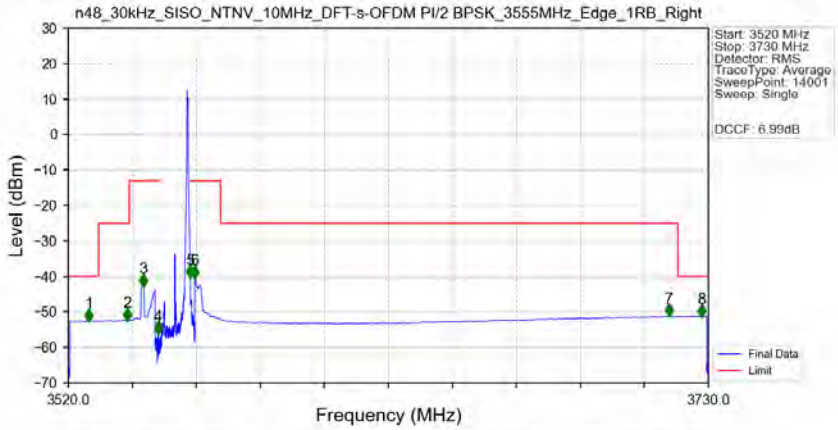

Start (MHz)	Stop (MHz)	RBW (MHz)	Method	Marker No.	Freq (MHz)	Level (dBm)	Limit (dBm)	Result
3520	3530	1	CHP	1	3526.810	-52.51	-40	Pass
3530	3540	1	CHP	2	3539.485	-52.28	-25	Pass
3540	3549	1	CHP	3	3544.510	-42.64	-13	Pass
3549	3550	0.03	/	4	3549.550	-55.97	-13	Pass
3550	3560	0.03	/	/	/	/	/	/
3560	3561	0.03	/	5	3560.005	-40.22	-13	Pass
3561	3570	1	CHP	6	3561.505	-40.31	-13	Pass
3570	3720	1	CHP	7	3717.100	-51.16	-25	Pass
3720	3730	1	CHP	8	3727.720	-51.20	-40	Pass

n48_30kHz_SISO_NTNV_10MHz_DFT-s-OFDM PI/2 BPSK_3555MHz_Outer_Full_Ant1

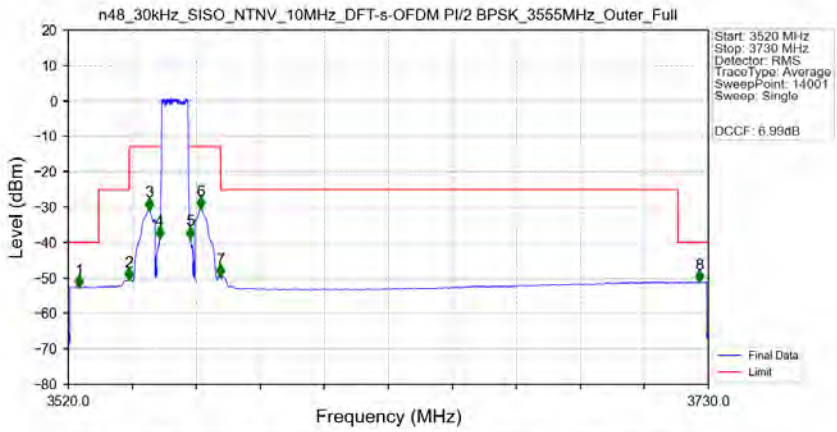

Start (MHz)	Stop (MHz)	RBW (MHz)	Method	Marker No.	Freq (MHz)	Level (dBm)	Limit (dBm)	Result
3520	3530	1	CHP	1	3523.540	-52.54	-40	Pass
3530	3540	1	CHP	2	3539.935	-50.37	-25	Pass
3540	3549	1	CHP	3	3546.580	-30.64	-13	Pass
3549	3550	0.09338	CHP	4	3549.985	-38.61	-13	Pass
3550	3560	0.09338	CHP	/	/	/	/	/
3560	3561	0.09338	CHP	5	3560.005	-38.75	-13	Pass
3561	3570	1	CHP	6	3563.515	-30.34	-13	Pass
3570	3720	1	CHP	7	3570.010	-49.54	-25	Pass
3720	3730	1	CHP	8	3727.060	-51.10	-40	Pass

n48_30kHz_SISO_NTNV_10MHz_DFT-s-OFDM PI/2 BPSK_3624.99MHz_Edge_1RB_Left_Ant1

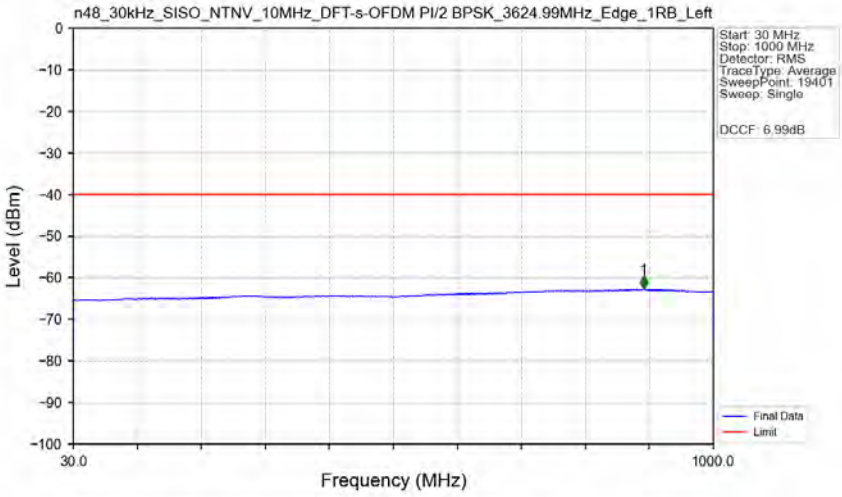

Start (MHz)	Stop (MHz)	RBW (MHz)	Method	Marker No.	Freq (MHz)	Level (dBm)	Limit (dBm)	Result
30	1000	1	CHP	1	893.950	-62.68	-40	Pass

n48_30kHz_SISO_NTNV_10MHz_DFT-s-OFDM PI/2 BPSK_3624.99MHz_Edge_1RB_Left_Ant1

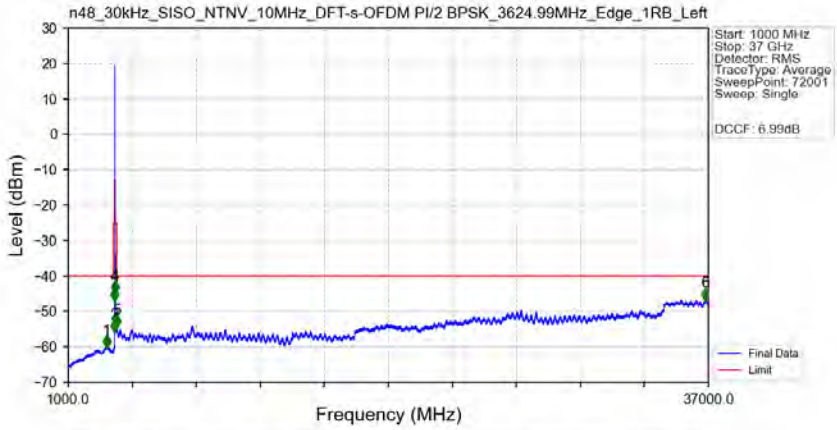

Start (MHz)	Stop (MHz)	RBW (MHz)	Method	Marker No.	Freq (MHz)	Level (dBm)	Limit (dBm)	Result
1000	3530	1	/	1	3166.000	-60.05	-40	Pass
3530	3609.99	1	/	2	3609.500	-55.64	-25	Pass
3609.99	3618.99	1	/	3	3614.500	-46.76	-13	Pass
3618.99	3634.99	1	/	/	/	/	/	/
3634.99	3639.99	1	/	4	3635.500	-44.72	-13	Pass
3639.99	3720	1	/	5	3711.000	-54.37	-25	Pass
3720	37000	1	/	6	36827.000	-46.71	-40	Pass

n48_30kHz_SISO_NTNV_10MHz_DFT-s-OFDM PI/2 BPSK_3694.98MHz_Edge_1RB_Left_Ant1

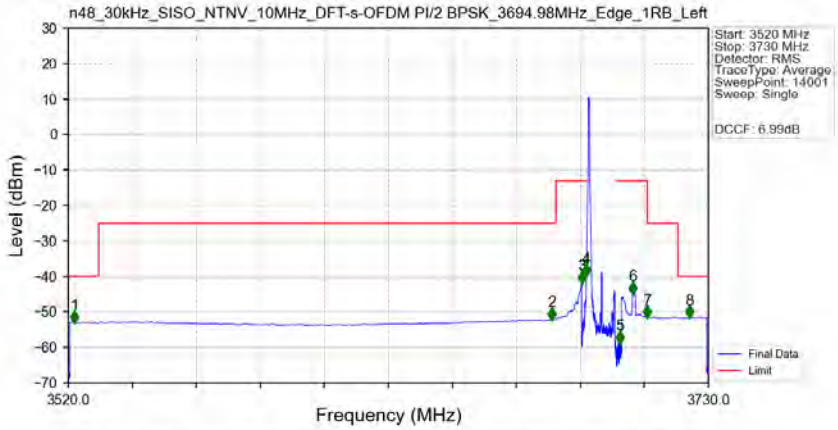

Start (MHz)	Stop (MHz)	RBW (MHz)	Method	Marker No.	Freq (MHz)	Level (dBm)	Limit (dBm)	Result
3520	3530	1	CHP	1	3522.055	-52.94	-40	Pass
3530	3679.98	1	CHP	2	3678.730	-52.06	-25	Pass
3679.98	3688.98	1	CHP	3	3688.480	-41.78	-13	Pass
3688.98	3689.98	0.03	/	4	3689.965	-39.81	-13	Pass
3689.98	3699.98	0.03	/	/	/	/	/	/
3699.98	3700.98	0.03	/	5	3700.945	-58.70	-13	Pass
3700.98	3709.98	1	CHP	6	3705.175	-44.77	-13	Pass
3709.98	3720	1	CHP	7	3710.005	-51.46	-25	Pass
3720	3730	1	CHP	8	3723.745	-51.55	-40	Pass

n48_30kHz_SISO_NTNV_10MHz_DFT-s-OFDM PI/2 BPSK_3694.98MHz_Edge_1RB_Right_Ant1

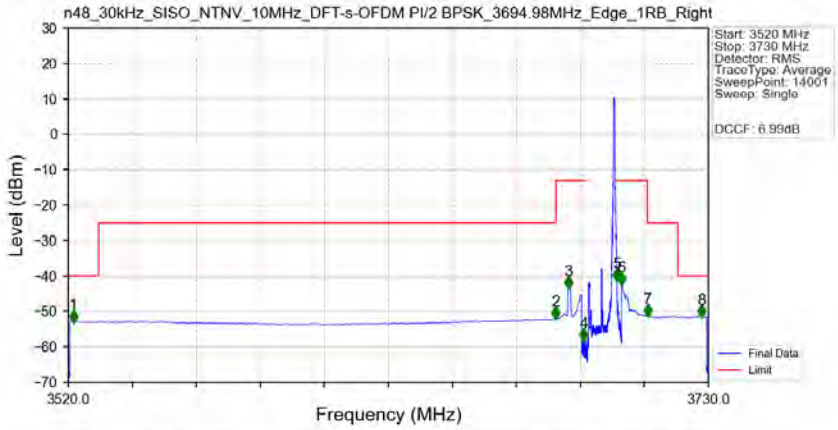

Start (MHz)	Stop (MHz)	RBW (MHz)	Method	Marker No.	Freq (MHz)	Level (dBm)	Limit (dBm)	Result
3520	3530	1	CHP	1	3521.635	-52.91	-40	Pass
3530	3679.98	1	CHP	2	3679.810	-51.99	-25	Pass
3679.98	3688.98	1	CHP	3	3684.145	-43.47	-13	Pass
3688.98	3689.98	0.03	/	4	3689.110	-58.17	-13	Pass
3689.98	3699.98	0.03	/	/	/	/	/	/
3699.98	3700.98	0.03	/	5	3699.985	-41.27	-13	Pass
3700.98	3709.98	1	CHP	6	3701.485	-42.28	-13	Pass
3709.98	3720	1	CHP	7	3710.035	-51.34	-25	Pass
3720	3730	1	CHP	8	3727.780	-51.46	-40	Pass

n48_30kHz_SISO_NTNV_10MHz_DFT-s-OFDM PI/2 BPSK_3694.98MHz_Edge_1RB_Right_Ant1

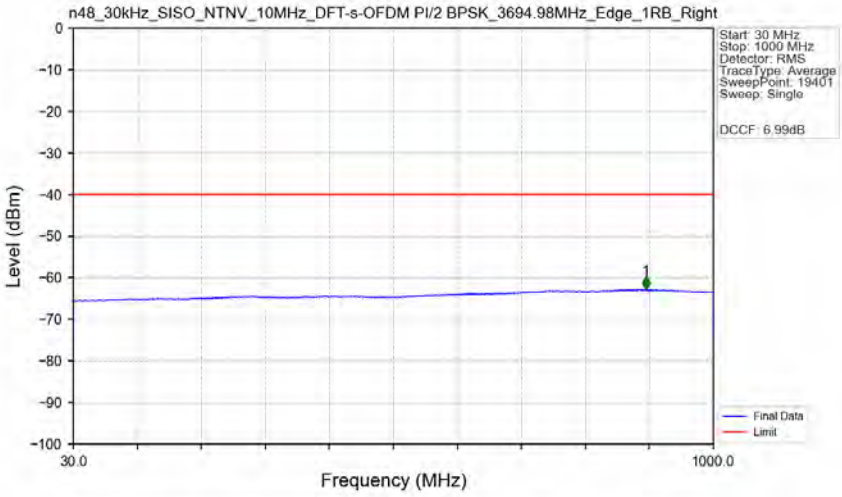

Start (MHz)	Stop (MHz)	RBW (MHz)	Method	Marker No.	Freq (MHz)	Level (dBm)	Limit (dBm)	Result
30	1000	1	CHP	1	897.400	-62.80	-40	Pass

n48_30kHz_SISO_NTNV_10MHz_DFT-s-OFDM PI/2 BPSK_3694.98MHz_Edge_1RB_Right_Ant1

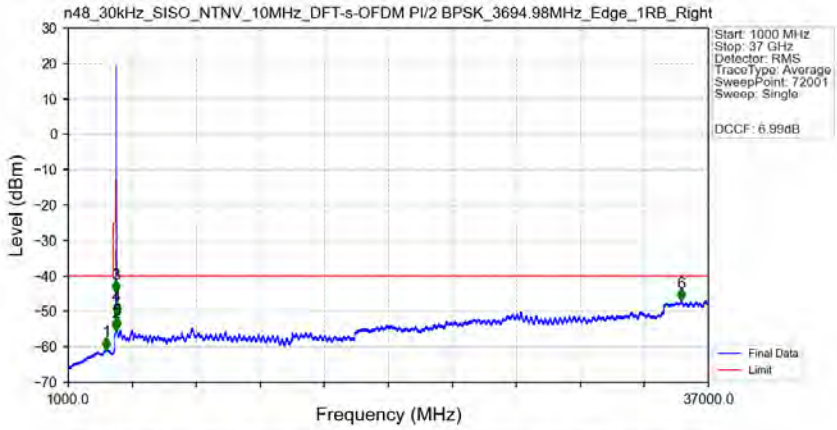

Start (MHz)	Stop (MHz)	RBW (MHz)	Method	Marker No.	Freq (MHz)	Level (dBm)	Limit (dBm)	Result
1000	3530	1	/	1	3142.500	-60.60	-40	Pass
3530	3679.98	1	/	2	3679.500	-55.24	-25	Pass
3679.98	3688.98	1	/	3	3684.500	-44.50	-13	Pass
3688.98	3704.98	1	/	/	/	/	/	/
3704.98	3709.98	1	/	4	3705.000	-50.58	-13	Pass
3709.98	3720	1	/	5	3711.500	-54.60	-25	Pass
3720	37000	1	/	6	35479.500	-46.90	-40	Pass

n48_30kHz_SISO_NTNV_10MHz_DFT-s-OFDM PI/2 BPSK_3694.98MHz_Outer_Full_Ant1

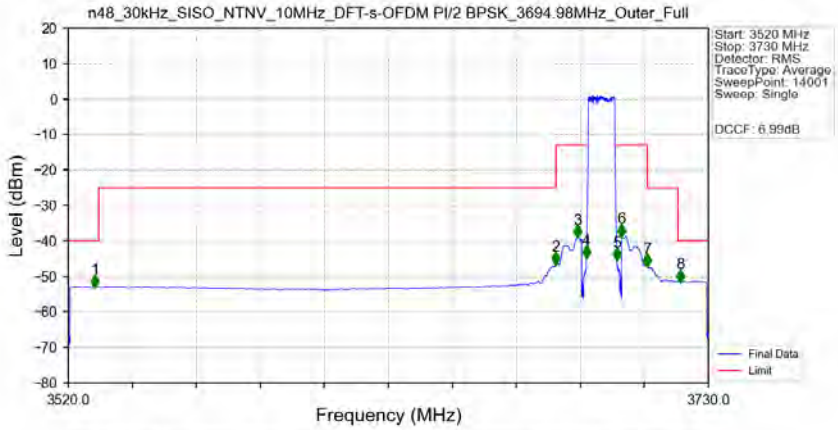

Start (MHz)	Stop (MHz)	RBW (MHz)	Method	Marker No.	Freq (MHz)	Level (dBm)	Limit (dBm)	Result
3520	3530	1	CHP	1	3528.760	-52.87	-40	Pass
3530	3679.98	1	CHP	2	3679.960	-46.45	-25	Pass
3679.98	3688.98	1	CHP	3	3686.935	-38.85	-13	Pass
3688.98	3689.98	0.09352	CHP	4	3689.965	-44.66	-13	Pass
3689.98	3699.98	0.09352	CHP	/	/	/	/	/
3699.98	3700.98	0.09352	CHP	5	3699.985	-45.34	-13	Pass
3700.98	3709.98	1	CHP	6	3701.500	-38.56	-13	Pass
3709.98	3720	1	CHP	7	3709.990	-47.00	-25	Pass
3720	3730	1	CHP	8	3720.715	-51.39	-40	Pass

n48_30kHz_SISO_NTNV_10MHz_DFT-s-OFDM QPSK_3555MHz_Edge_1RB_Left_Ant1

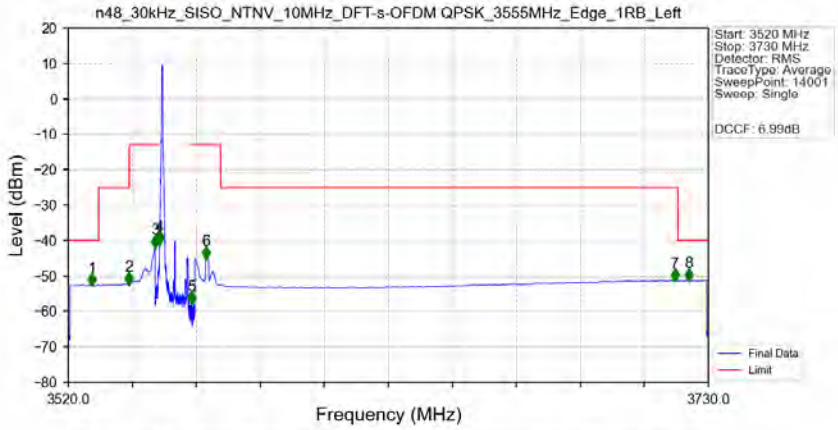

Start (MHz)	Stop (MHz)	RBW (MHz)	Method	Marker No.	Freq (MHz)	Level (dBm)	Limit (dBm)	Result
3520	3530	1	CHP	1	3527.770	-52.53	-40	Pass
3530	3540	1	CHP	2	3539.980	-52.23	-25	Pass
3540	3549	1	CHP	3	3548.500	-41.76	-13	Pass
3549	3550	0.03	/	4	3549.985	-40.85	-13	Pass
3550	3560	0.03	/	/	/	/	/	/
3560	3561	0.03	/	5	3560.470	-57.63	-13	Pass
3561	3570	1	CHP	6	3565.225	-44.94	-13	Pass
3570	3720	1	CHP	7	3719.050	-51.24	-25	Pass
3720	3730	1	CHP	8	3723.490	-51.18	-40	Pass

n48_30kHz_SISO_NTNV_10MHz_DFT-s-OFDM QPSK_3555MHz_Edge_1RB_Left_Ant1

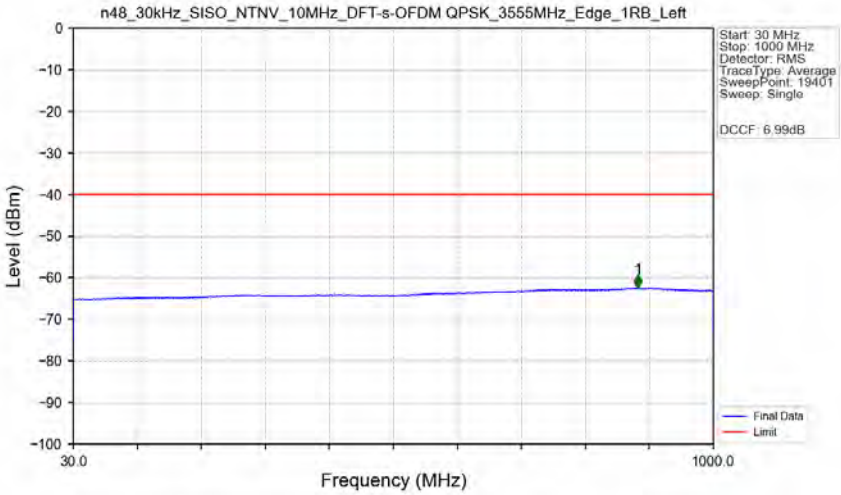

Start (MHz)	Stop (MHz)	RBW (MHz)	Method	Marker No.	Freq (MHz)	Level (dBm)	Limit (dBm)	Result
30	1000	1	CHP	1	885.850	-62.46	-40	Pass

n48_30kHz_SISO_NTNV_10MHz_DFT-s-OFDM QPSK_3555MHz_Edge_1RB_Left_Ant1

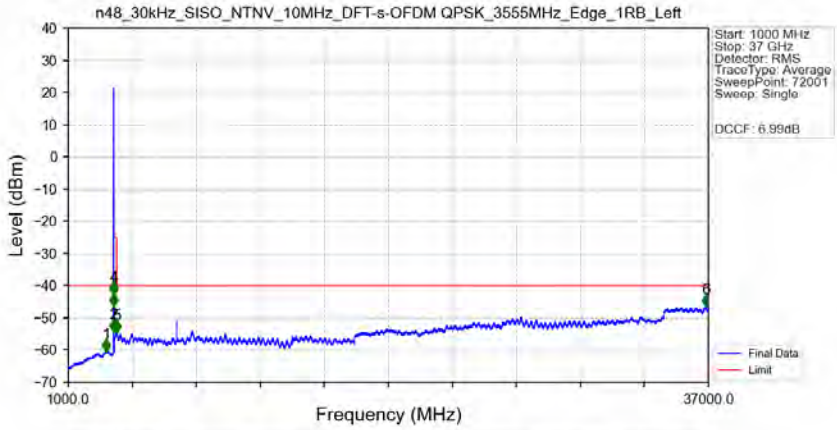

Start (MHz)	Stop (MHz)	RBW (MHz)	Method	Marker No.	Freq (MHz)	Level (dBm)	Limit (dBm)	Result
1000	3530	1	/	1	3147.000	-60.24	-40	Pass
3530	3540	1	/	2	3540.000	-54.20	-25	Pass
3540	3549	1	/	3	3544.500	-46.20	-13	Pass
3549	3565	1	/	/	/	/	/	/
3565	3570	1	/	4	3565.500	-42.64	-13	Pass
3570	3720	1	/	5	3706.500	-54.30	-25	Pass
3720	37000	1	/	6	36858.500	-46.46	-40	Pass

n48_30kHz_SISO_NTNV_10MHz_DFT-s-OFDM QPSK_3555MHz_Edge_1RB_Right_Ant1

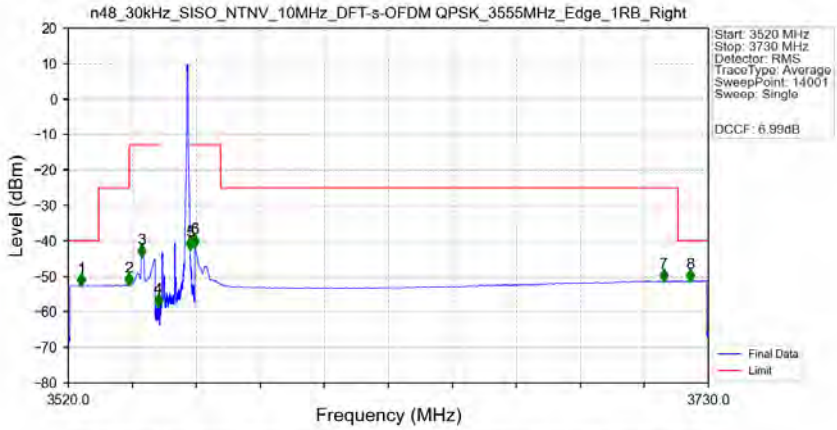

Start (MHz)	Stop (MHz)	RBW (MHz)	Method	Marker No.	Freq (MHz)	Level (dBm)	Limit (dBm)	Result
3520	3530	1	CHP	1	3524.320	-52.56	-40	Pass
3530	3540	1	CHP	2	3539.830	-52.33	-25	Pass
3540	3549	1	CHP	3	3544.075	-44.44	-13	Pass
3549	3550	0.03	/	4	3549.535	-58.37	-13	Pass
3550	3560	0.03	/	/	/	/	/	/
3560	3561	0.03	/	5	3560.005	-42.27	-13	Pass
3561	3570	1	CHP	6	3561.505	-41.58	-13	Pass
3570	3720	1	CHP	7	3715.390	-51.29	-25	Pass
3720	3730	1	CHP	8	3724.015	-51.27	-40	Pass

n48_30kHz_SISO_NTNV_10MHz_DFT-s-OFDM QPSK_3555MHz_Outer_Full_Ant1

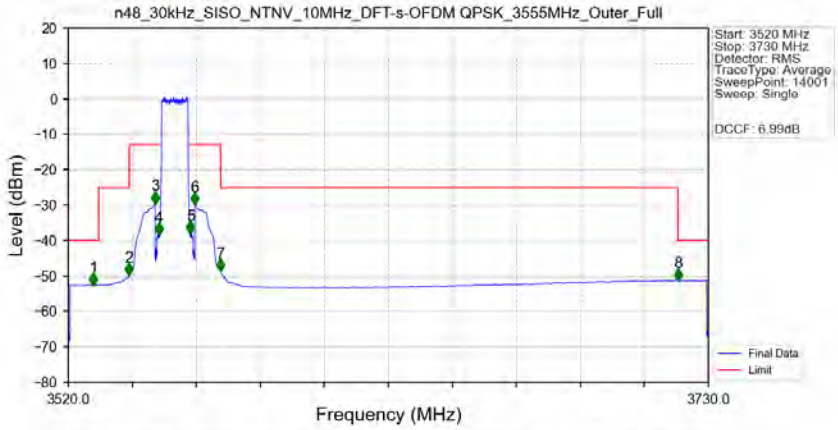

Start (MHz)	Stop (MHz)	RBW (MHz)	Method	Marker No.	Freq (MHz)	Level (dBm)	Limit (dBm)	Result
3520	3530	1	CHP	1	3528.280	-52.47	-40	Pass
3530	3540	1	CHP	2	3539.950	-49.62	-25	Pass
3540	3549	1	CHP	3	3548.500	-29.36	-13	Pass
3549	3550	0.09469	CHP	4	3549.670	-38.17	-13	Pass
3550	3560	0.09469	CHP	/	/	/	/	/
3560	3561	0.09469	CHP	5	3560.080	-37.85	-13	Pass
3561	3570	1	CHP	6	3561.505	-29.74	-13	Pass
3570	3720	1	CHP	7	3570.010	-48.42	-25	Pass
3720	3730	1	CHP	8	3720.010	-51.16	-40	Pass

n48_30kHz_SISO_NTNV_10MHz_DFT-s-OFDM QPSK_3624.99MHz_Edge_1RB_Left_Ant1

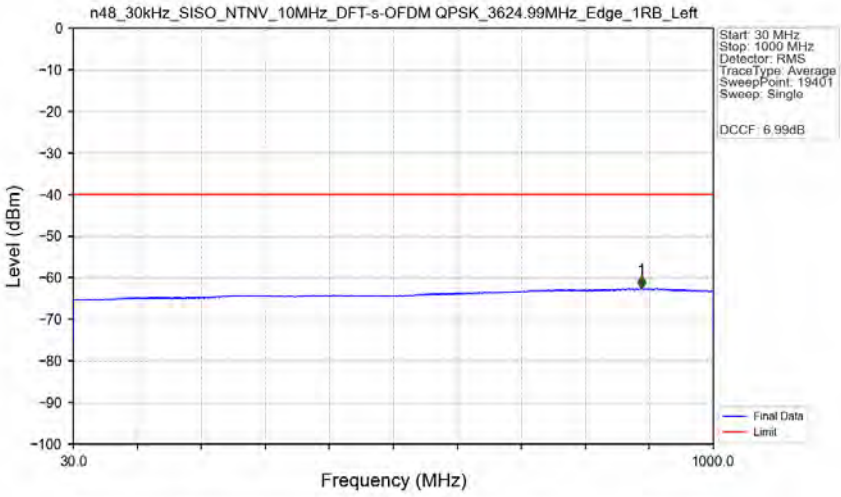

Start (MHz)	Stop (MHz)	RBW (MHz)	Method	Marker No.	Freq (MHz)	Level (dBm)	Limit (dBm)	Result
30	1000	1	CHP	1	890.800	-62.58	-40	Pass

n48_30kHz_SISO_NTNV_10MHz_DFT-s-OFDM QPSK_3624.99MHz_Edge_1RB_Left_Ant1

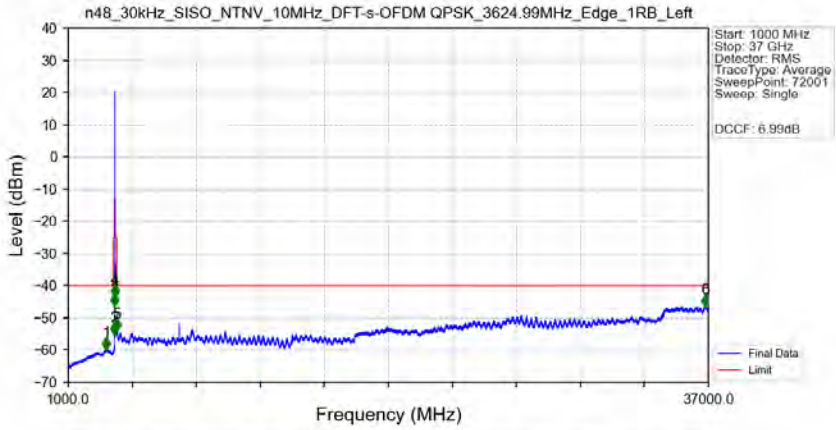

Start (MHz)	Stop (MHz)	RBW (MHz)	Method	Marker No.	Freq (MHz)	Level (dBm)	Limit (dBm)	Result
1000	3530	1	/	1	3148.000	-59.79	-40	Pass
3530	3609.99	1	/	2	3609.000	-55.03	-25	Pass
3609.99	3618.99	1	/	3	3614.500	-46.12	-13	Pass
3618.99	3634.99	1	/	/	/	/	/	/
3634.99	3639.99	1	/	4	3635.500	-43.39	-13	Pass
3639.99	3720	1	/	5	3713.500	-53.92	-25	Pass
3720	37000	1	/	6	36833.500	-46.33	-40	Pass

n48_30kHz_SISO_NTNV_10MHz_DFT-s-OFDM QPSK_3694.98MHz_Edge_1RB_Left_Ant1

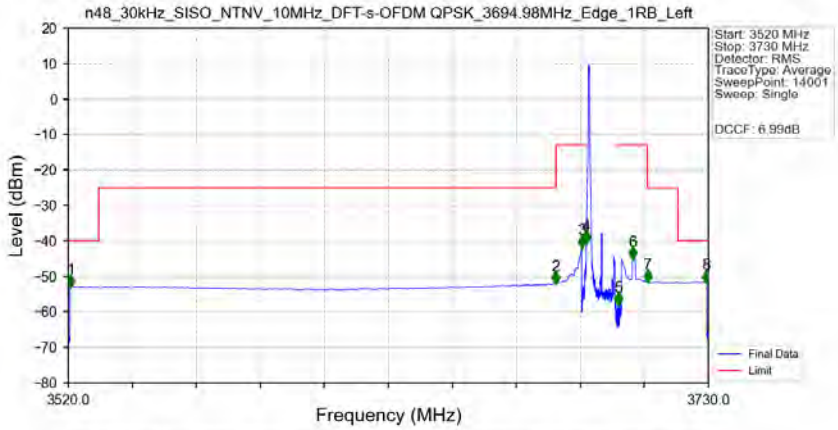

Start (MHz)	Stop (MHz)	RBW (MHz)	Method	Marker No.	Freq (MHz)	Level (dBm)	Limit (dBm)	Result
3520	3530	1	CHP	1	3520.825	-52.89	-40	Pass
3530	3679.98	1	CHP	2	3679.870	-51.91	-25	Pass
3679.98	3688.98	1	CHP	3	3688.480	-41.78	-13	Pass
3688.98	3689.98	0.03	/	4	3689.965	-40.51	-13	Pass
3689.98	3699.98	0.03	/	/	/	/	/	/
3699.98	3700.98	0.03	/	5	3700.450	-57.93	-13	Pass
3700.98	3709.98	1	CHP	6	3705.205	-45.04	-13	Pass
3709.98	3720	1	CHP	7	3710.050	-51.53	-25	Pass
3720	3730	1	CHP	8	3729.340	-51.57	-40	Pass

n48_30kHz_SISO_NTNV_10MHz_DFT-s-OFDM QPSK_3694.98MHz_Edge_1RB_Right_Ant1

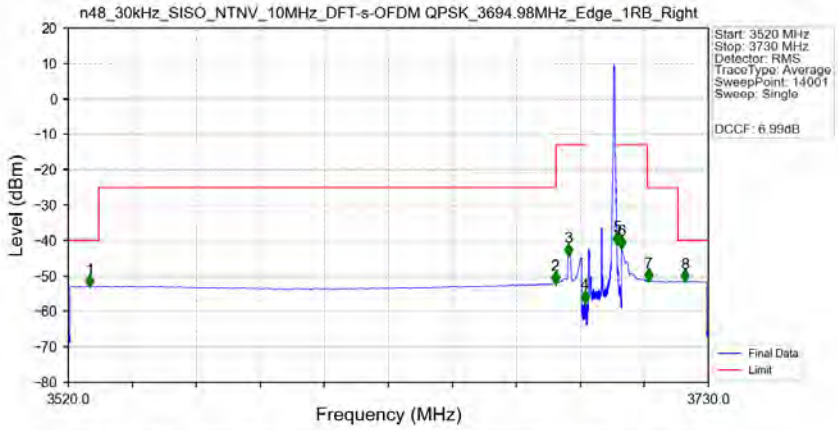

Start (MHz)	Stop (MHz)	RBW (MHz)	Method	Marker No.	Freq (MHz)	Level (dBm)	Limit (dBm)	Result
3520	3530	1	CHP	1	3527.005	-52.92	-40	Pass
3530	3679.98	1	CHP	2	3679.735	-52.01	-25	Pass
3679.98	3688.98	1	CHP	3	3684.115	-44.13	-13	Pass
3688.98	3689.98	0.03	/	4	3689.455	-57.38	-13	Pass
3689.98	3699.98	0.03	/	/	/	/	/	/
3699.98	3700.98	0.03	/	5	3699.985	-41.04	-13	Pass
3700.98	3709.98	1	CHP	6	3701.485	-42.09	-13	Pass
3709.98	3720	1	CHP	7	3710.335	-51.34	-25	Pass
3720	3730	1	CHP	8	3722.215	-51.47	-40	Pass

n48_30kHz_SISO_NTNV_10MHz_DFT-s-OFDM QPSK_3694.98MHz_Edge_1RB_Right_Ant1

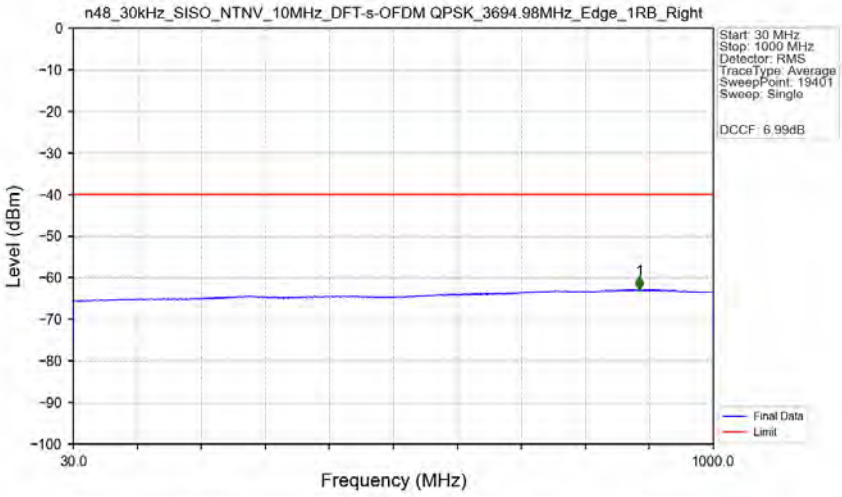

Start (MHz)	Stop (MHz)	RBW (MHz)	Method	Marker No.	Freq (MHz)	Level (dBm)	Limit (dBm)	Result
30	1000	1	CHP	1	888.050	-62.80	-40	Pass

n48_30kHz_SISO_NTNV_10MHz_DFT-s-OFDM QPSK_3694.98MHz_Edge_1RB_Right_Ant1

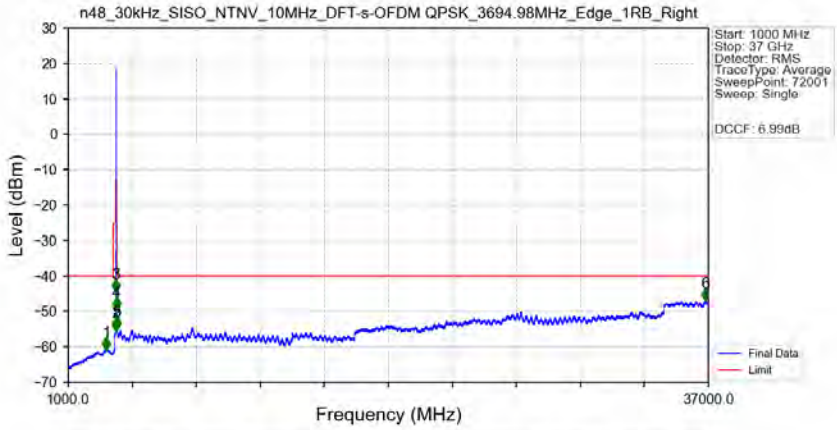

Start (MHz)	Stop (MHz)	RBW (MHz)	Method	Marker No.	Freq (MHz)	Level (dBm)	Limit (dBm)	Result
1000	3530	1	/	1	3140.000	-60.65	-40	Pass
3530	3679.98	1	/	2	3679.500	-55.28	-25	Pass
3679.98	3688.98	1	/	3	3684.500	-44.29	-13	Pass
3688.98	3704.98	1	/	/	/	/	/	/
3704.98	3709.98	1	/	4	3705.000	-49.36	-13	Pass
3709.98	3720	1	/	5	3710.000	-54.66	-25	Pass
3720	37000	1	/	6	36844.500	-46.80	-40	Pass

n48_30kHz_SISO_NTNV_10MHz_DFT-s-OFDM QPSK_3694.98MHz_Outer_Full_Ant1

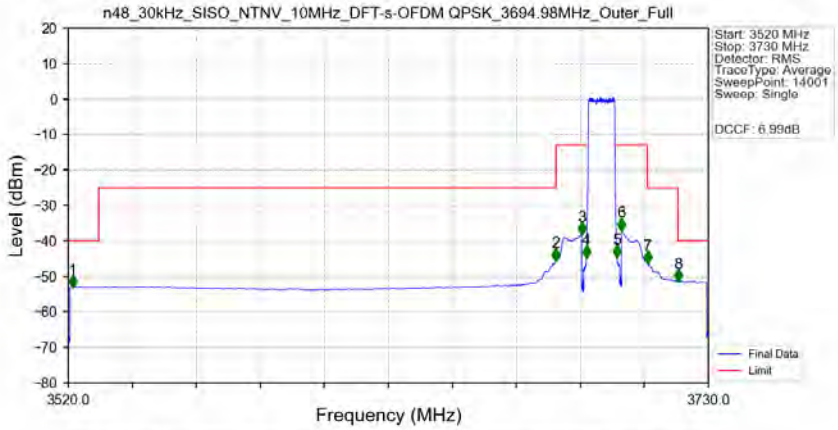

Start (MHz)	Stop (MHz)	RBW (MHz)	Method	Marker No.	Freq (MHz)	Level (dBm)	Limit (dBm)	Result
3520	3530	1	CHP	1	3521.470	-52.96	-40	Pass
3530	3679.98	1	CHP	2	3679.930	-45.42	-25	Pass
3679.98	3688.98	1	CHP	3	3688.480	-38.04	-13	Pass
3688.98	3689.98	0.09435	CHP	4	3689.965	-44.53	-13	Pass
3689.98	3699.98	0.09435	CHP	/	/	/	/	/
3699.98	3700.98	0.09435	CHP	5	3699.985	-44.49	-13	Pass
3700.98	3709.98	1	CHP	6	3701.485	-36.82	-13	Pass
3709.98	3720	1	CHP	7	3710.050	-46.17	-25	Pass
3720	3730	1	CHP	8	3720.070	-51.33	-40	Pass

n48_30kHz_SISO_NTNV_10MHz_CP-OFDM QPSK_3555MHz_Edge_1RB_Left_Ant1

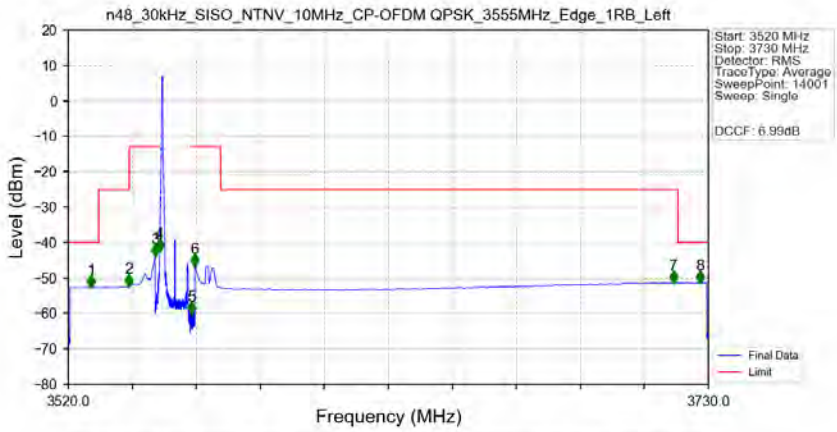

Start (MHz)	Stop (MHz)	RBW (MHz)	Method	Marker No.	Freq (MHz)	Level (dBm)	Limit (dBm)	Result
3520	3530	1	CHP	1	3527.485	-52.57	-40	Pass
3530	3540	1	CHP	2	3539.950	-52.25	-25	Pass
3540	3549	1	CHP	3	3548.500	-43.73	-13	Pass
3549	3550	0.03	/	4	3549.985	-42.25	-13	Pass
3550	3560	0.03	/	/	/	/	/	/
3560	3561	0.03	/	5	3560.500	-59.99	-13	Pass
3561	3570	1	CHP	6	3561.505	-46.64	-13	Pass
3570	3720	1	CHP	7	3718.540	-51.23	-25	Pass
3720	3730	1	CHP	8	3727.255	-51.21	-40	Pass

n48_30kHz_SISO_NTNV_10MHz_CP-OFDM QPSK_3555MHz_Edge_1RB_Left_Ant1

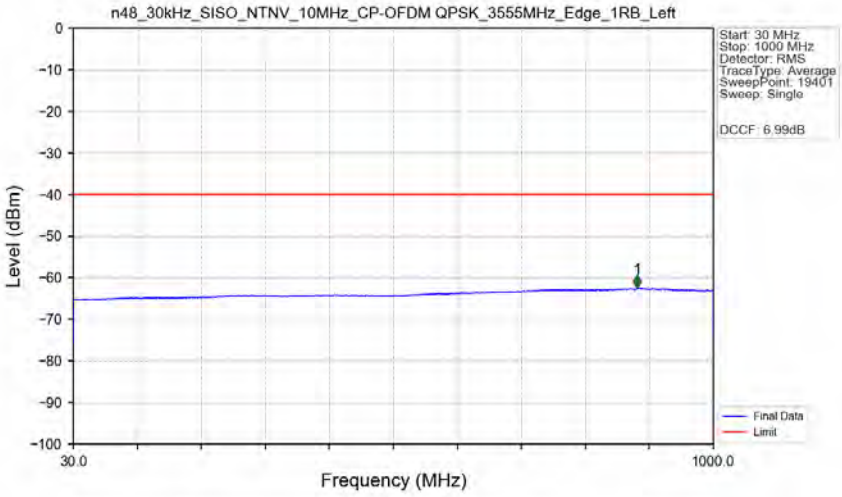

Start (MHz)	Stop (MHz)	RBW (MHz)	Method	Marker No.	Freq (MHz)	Level (dBm)	Limit (dBm)	Result
30	1000	1	CHP	1	884.750	-62.49	-40	Pass

n48_30kHz_SISO_NTNV_10MHz_CP-OFDM QPSK_3555MHz_Edge_1RB_Left_Ant1

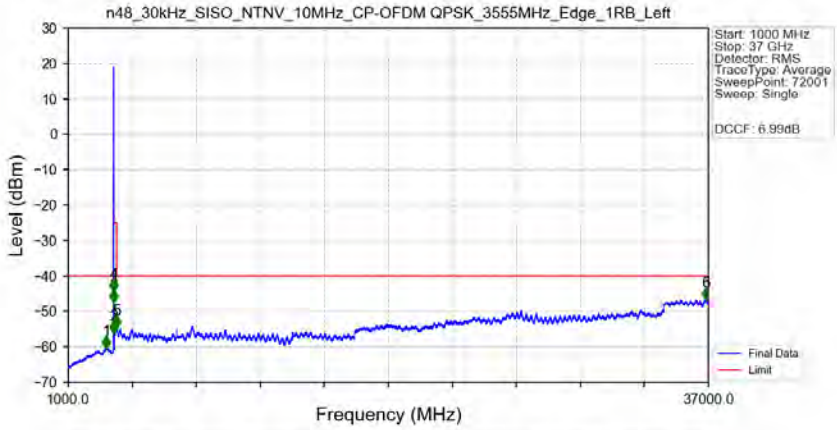

Start (MHz)	Stop (MHz)	RBW (MHz)	Method	Marker No.	Freq (MHz)	Level (dBm)	Limit (dBm)	Result
1000	3530	1	/	1	3146.000	-60.25	-40	Pass
3530	3540	1	/	2	3540.000	-55.95	-25	Pass
3540	3549	1	/	3	3544.500	-47.25	-13	Pass
3549	3565	1	/	/	/	/	/	/
3565	3570	1	/	4	3565.500	-44.32	-13	Pass
3570	3720	1	/	5	3719.000	-54.47	-25	Pass
3720	37000	1	/	6	36862.000	-46.66	-40	Pass

n48_30kHz_SISO_NTNV_10MHz_CP-OFDM QPSK_3555MHz_Edge_1RB_Right_Ant1

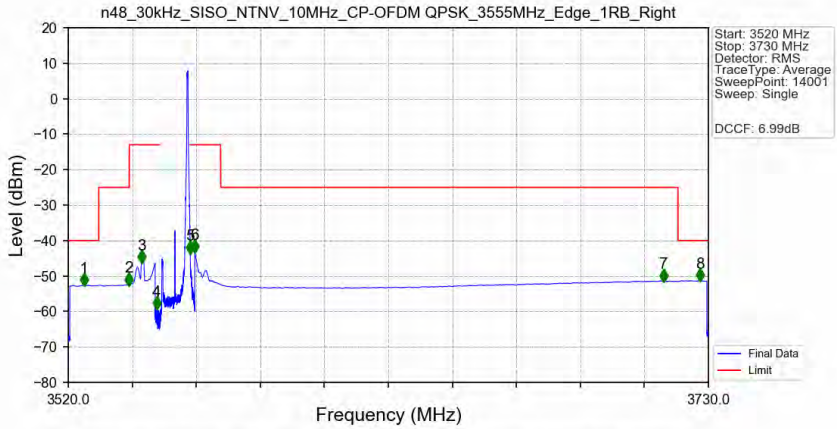

Start (MHz)	Stop (MHz)	RBW (MHz)	Method	Marker No.	Freq (MHz)	Level (dBm)	Limit (dBm)	Result
3520	3530	1	CHP	1	3525.160	-52.58	-40	Pass
3530	3540	1	CHP	2	3539.980	-52.44	-25	Pass
3540	3549	1	CHP	3	3544.060	-46.09	-13	Pass
3549	3550	0.03	/	4	3549.025	-59.13	-13	Pass
3550	3560	0.03	/	/	/	/	/	/
3560	3561	0.03	/	5	3560.005	-43.50	-13	Pass
3561	3570	1	CHP	6	3561.505	-43.21	-13	Pass
3570	3720	1	CHP	7	3715.360	-51.35	-25	Pass
3720	3730	1	CHP	8	3727.285	-51.31	-40	Pass

n48_30kHz_SISO_NTNV_10MHz_CP-OFDM QPSK_3555MHz_Outer_Full_Ant1

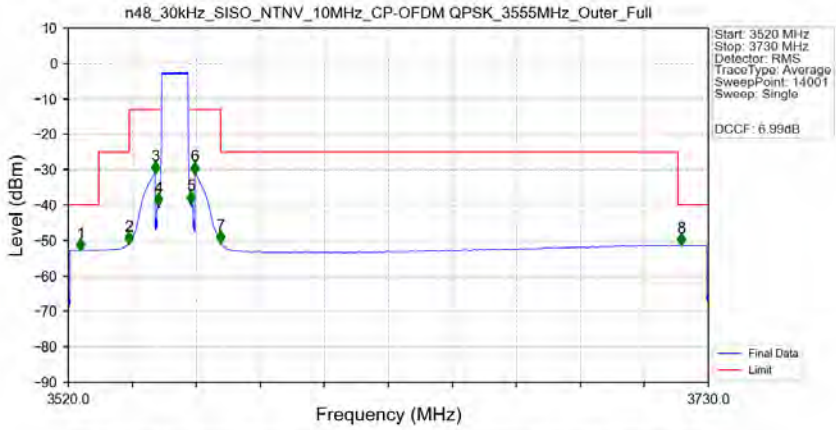

Start (MHz)	Stop (MHz)	RBW (MHz)	Method	Marker No.	Freq (MHz)	Level (dBm)	Limit (dBm)	Result
3520	3530	1	CHP	1	3524.020	-52.67	-40	Pass
3530	3540	1	CHP	2	3539.965	-50.75	-25	Pass
3540	3549	1	CHP	3	3548.485	-30.91	-13	Pass
3549	3550	0.09344	CHP	4	3549.610	-39.89	-13	Pass
3550	3560	0.09344	CHP	/	/	/	/	/
3560	3561	0.09344	CHP	5	3560.125	-39.35	-13	Pass
3561	3570	1	CHP	6	3561.505	-31.01	-13	Pass
3570	3720	1	CHP	7	3570.010	-50.52	-25	Pass
3720	3730	1	CHP	8	3721.090	-51.30	-40	Pass

n48_30kHz_SISO_NTNV_10MHz_CP-OFDM QPSK_3624.99MHz_Edge_1RB_Left_Ant1

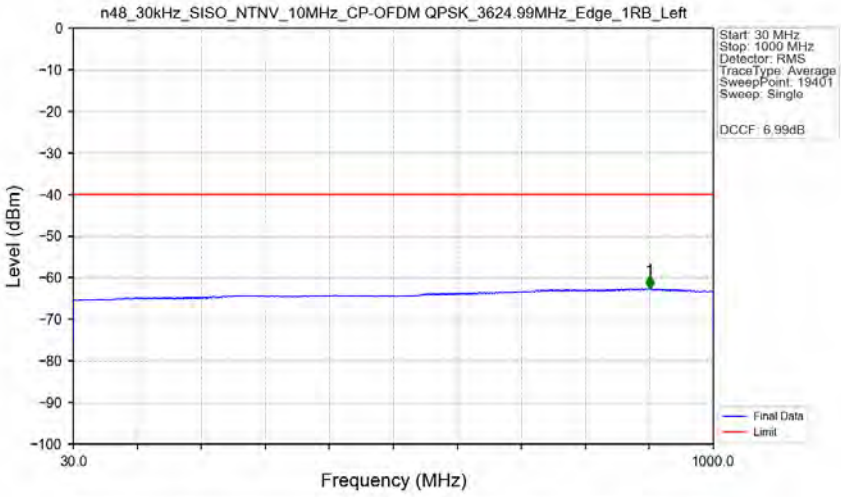

Start (MHz)	Stop (MHz)	RBW (MHz)	Method	Marker No.	Freq (MHz)	Level (dBm)	Limit (dBm)	Result
30	1000	1	CHP	1	903.350	-62.59	-40	Pass

n48_30kHz_SISO_NTNV_10MHz_CP-OFDM QPSK_3624.99MHz_Edge_1RB_Left_Ant1

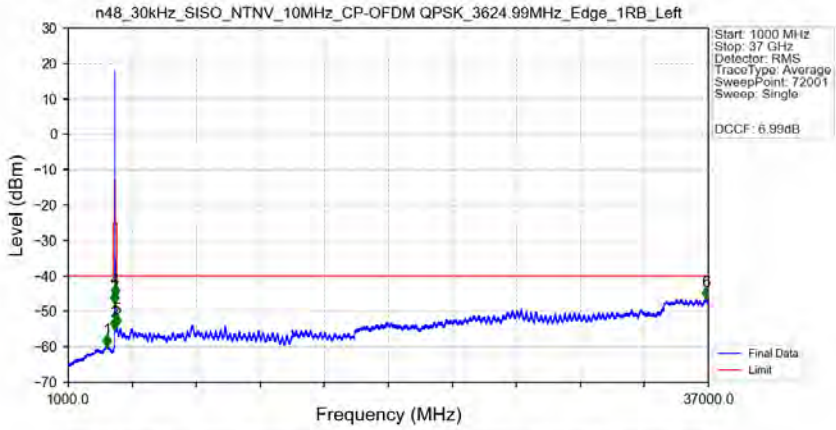

Start (MHz)	Stop (MHz)	RBW (MHz)	Method	Marker No.	Freq (MHz)	Level (dBm)	Limit (dBm)	Result
1000	3530	1	/	1	3190.000	-59.82	-40	Pass
3530	3609.99	1	/	2	3609.500	-54.93	-25	Pass
3609.99	3618.99	1	/	3	3614.500	-47.65	-13	Pass
3618.99	3634.99	1	/	/	/	/	/	/
3634.99	3639.99	1	/	4	3635.500	-45.73	-13	Pass
3639.99	3720	1	/	5	3712.500	-54.12	-25	Pass
3720	37000	1	/	6	36858.000	-46.42	-40	Pass

n48_30kHz_SISO_NTNV_10MHz_CP-OFDM QPSK_3694.98MHz_Edge_1RB_Left_Ant1

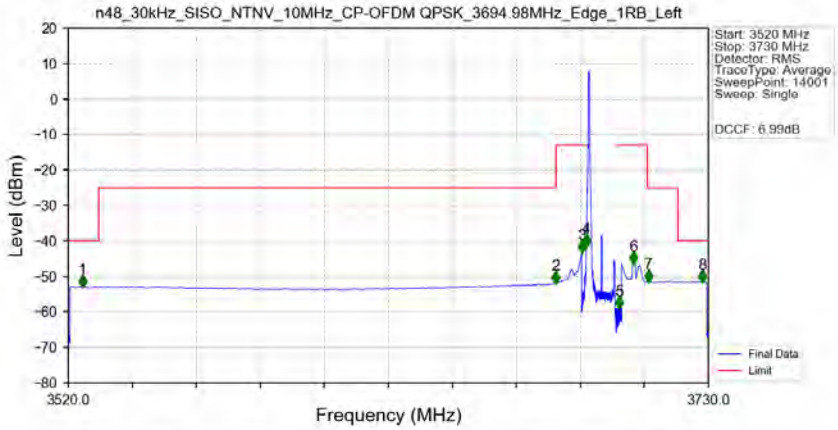

Start (MHz)	Stop (MHz)	RBW (MHz)	Method	Marker No.	Freq (MHz)	Level (dBm)	Limit (dBm)	Result
3520	3530	1	CHP	1	3524.710	-52.90	-40	Pass
3530	3679.98	1	CHP	2	3679.960	-51.80	-25	Pass
3679.98	3688.98	1	CHP	3	3688.480	-43.20	-13	Pass
3688.98	3689.98	0.03	/	4	3689.965	-41.33	-13	Pass
3689.98	3699.98	0.03	/	/	/	/	/	/
3699.98	3700.98	0.03	/	5	3700.780	-58.91	-13	Pass
3700.98	3709.98	1	CHP	6	3705.355	-46.33	-13	Pass
3709.98	3720	1	CHP	7	3710.455	-51.37	-25	Pass
3720	3730	1	CHP	8	3728.035	-51.54	-40	Pass

n48_30kHz_SISO_NTNV_10MHz_CP-OFDM QPSK_3694.98MHz_Edge_1RB_Right_Ant1

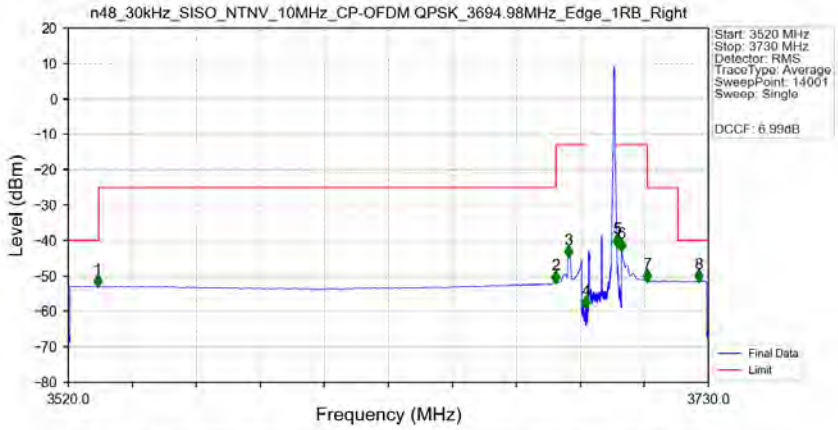

Start (MHz)	Stop (MHz)	RBW (MHz)	Method	Marker No.	Freq (MHz)	Level (dBm)	Limit (dBm)	Result
3520	3530	1	CHP	1	3529.570	-52.92	-40	Pass
3530	3679.98	1	CHP	2	3679.960	-51.82	-25	Pass
3679.98	3688.98	1	CHP	3	3684.055	-44.67	-13	Pass
3688.98	3689.98	0.03	/	4	3689.830	-59.00	-13	Pass
3689.98	3699.98	0.03	/	/	/	/	/	/
3699.98	3700.98	0.03	/	5	3699.985	-41.56	-13	Pass
3700.98	3709.98	1	CHP	6	3701.485	-42.85	-13	Pass
3709.98	3720	1	CHP	7	3709.990	-51.43	-25	Pass
3720	3730	1	CHP	8	3726.835	-51.47	-40	Pass

n48_30kHz_SISO_NTNV_10MHz_CP-OFDM QPSK_3694.98MHz_Edge_1RB_Right_Ant1

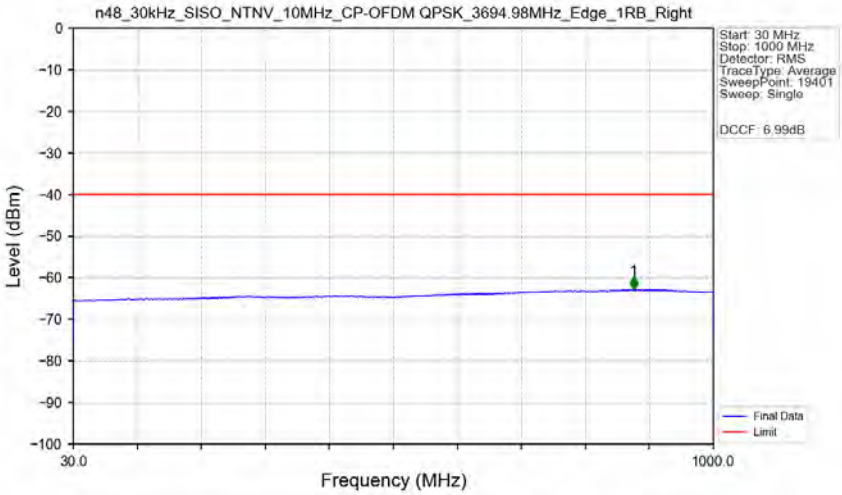

Start (MHz)	Stop (MHz)	RBW (MHz)	Method	Marker No.	Freq (MHz)	Level (dBm)	Limit (dBm)	Result
30	1000	1	CHP	1	879.150	-62.86	-40	Pass

n48_30kHz_SISO_NTNV_10MHz_CP-OFDM QPSK_3694.98MHz_Edge_1RB_Right_Ant1

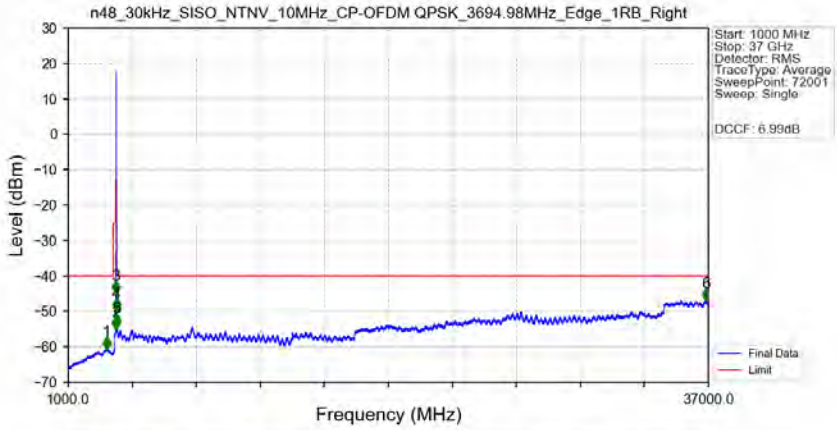

Start (MHz)	Stop (MHz)	RBW (MHz)	Method	Marker No.	Freq (MHz)	Level (dBm)	Limit (dBm)	Result
1000	3530	1	/	1	3169.500	-60.55	-40	Pass
3530	3679.98	1	/	2	3679.500	-54.97	-25	Pass
3679.98	3688.98	1	/	3	3684.500	-44.73	-13	Pass
3688.98	3704.98	1	/	/	/	/	/	/
3704.98	3709.98	1	/	4	3705.000	-49.55	-13	Pass
3709.98	3720	1	/	5	3710.000	-53.99	-25	Pass
3720	37000	1	/	6	36863.000	-46.86	-40	Pass

n48_30kHz_SISO_NTNV_10MHz_CP-OFDM QPSK_3694.98MHz_Outer_Full_Ant1

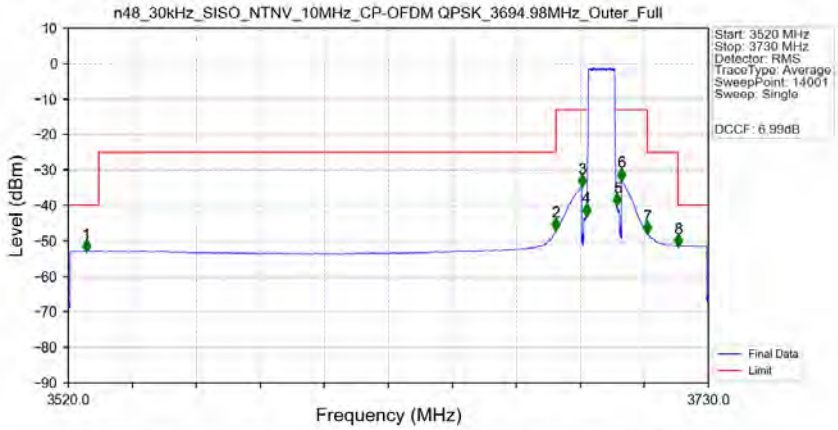

Start (MHz)	Stop (MHz)	RBW (MHz)	Method	Marker No.	Freq (MHz)	Level (dBm)	Limit (dBm)	Result
3520	3530	1	CHP	1	3525.955	-52.89	-40	Pass
3530	3679.98	1	CHP	2	3679.975	-46.86	-25	Pass
3679.98	3688.98	1	CHP	3	3688.480	-34.54	-13	Pass
3688.98	3689.98	0.09434	CHP	4	3689.965	-42.80	-13	Pass
3689.98	3699.98	0.09434	CHP	/	/	/	/	/
3699.98	3700.98	0.09434	CHP	5	3700.075	-39.96	-13	Pass
3700.98	3709.98	1	CHP	6	3701.485	-32.75	-13	Pass
3709.98	3720	1	CHP	7	3709.990	-47.88	-25	Pass
3720	3730	1	CHP	8	3720.130	-51.42	-40	Pass

5.2.2 30k_SISO_50MHz_NTNV

n48_30kHz_SISO_NTNV_50MHz_DFT-s-OFDM PI/2 BPSK_3575.01MHz_Edge_1RB_Left_Ant1

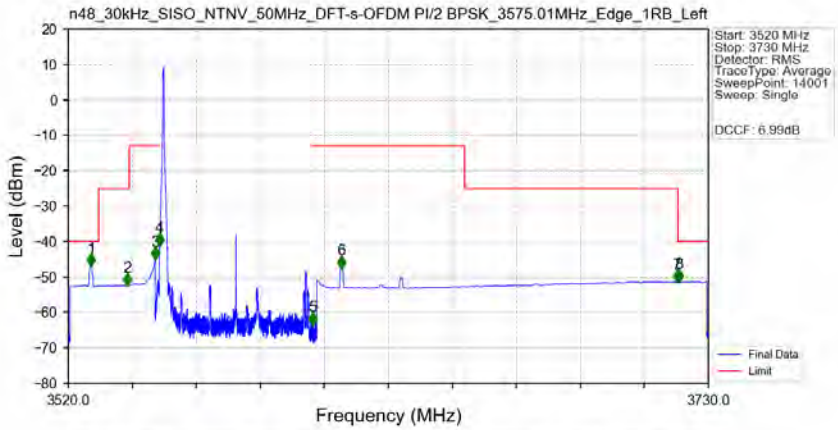

Start (MHz)	Stop (MHz)	RBW (MHz)	Method	Marker No.	Freq (MHz)	Level (dBm)	Limit (dBm)	Result
3520	3530	1	CHP	1	3527.500	-46.83	-40	Pass
3530	3540	1	CHP	2	3539.350	-52.26	-25	Pass
3540	3549.01	1	CHP	3	3548.500	-44.92	-13	Pass
3549.01	3550.01	0.03	/	4	3550.000	-40.90	-13	Pass
3550.01	3600.01	0.03	/	/	/	/	/	/
3600.01	3601.01	0.03	/	5	3600.220	-63.35	-13	Pass
3601.01	3650.01	1	CHP	6	3609.655	-47.30	-13	Pass
3650.01	3720	1	CHP	7	3719.845	-51.24	-25	Pass
3720	3730	1	CHP	8	3720.205	-51.18	-40	Pass

n48_30kHz_SISO_NTNV_50MHz_DFT-s-OFDM PI/2 BPSK_3575.01MHz_Edge_1RB_Left_Ant1

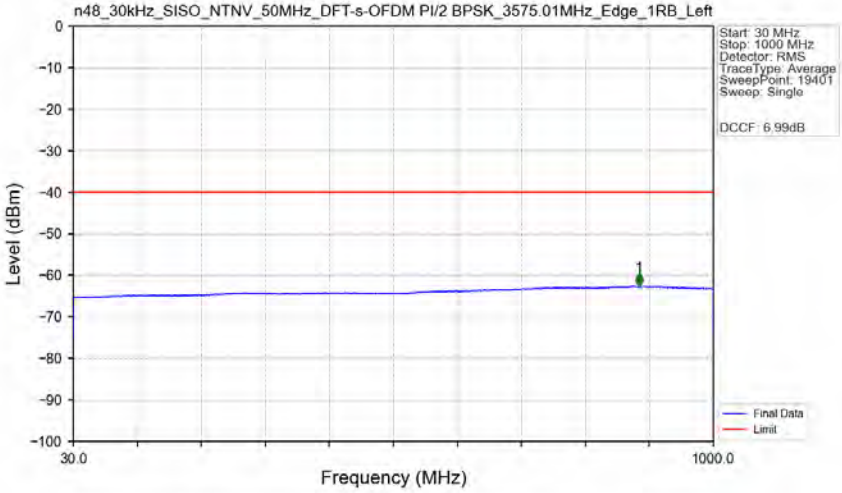

Start (MHz)	Stop (MHz)	RBW (MHz)	Method	Marker No.	Freq (MHz)	Level (dBm)	Limit (dBm)	Result
30	1000	1	CHP	1	887.700	-62.57	-40	Pass

n48_30kHz_SISO_NTNV_50MHz_DFT-s-OFDM PI/2 BPSK_3575.01MHz_Edge_1RB_Left_Ant1

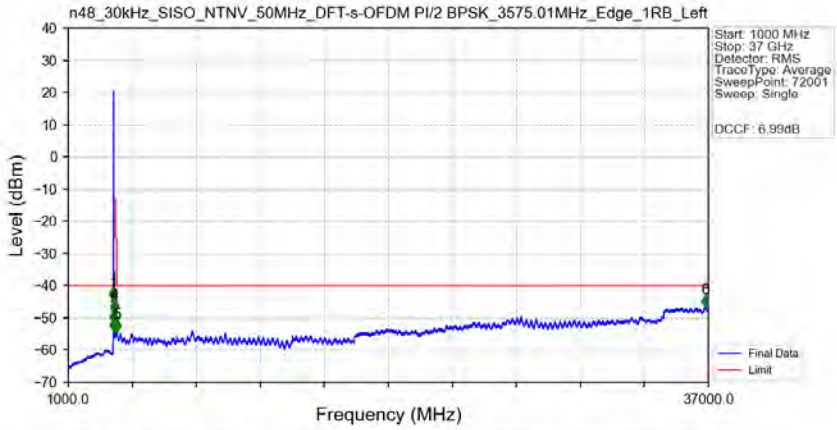

Start (MHz)	Stop (MHz)	RBW (MHz)	Method	Marker No.	Freq (MHz)	Level (dBm)	Limit (dBm)	Result
1000	3530	1	/	1	3527.500	-44.27	-40	Pass
3530	3540	1	/	2	3540.000	-53.93	-25	Pass
3540	3549.01	1	/	3	3545.000	-51.27	-13	Pass
3549.01	3605.01	1	/	/	/	/	/	/
3605.01	3650.01	1	/	4	3609.500	-48.08	-13	Pass
3650.01	3720	1	/	5	3710.500	-54.22	-25	Pass
3720	37000	1	/	6	36844.500	-46.49	-40	Pass

n48_30kHz_SISO_NTNV_50MHz_DFT-s-OFDM PI/2 BPSK_3575.01MHz_Edge_1RB_Right_Ant1

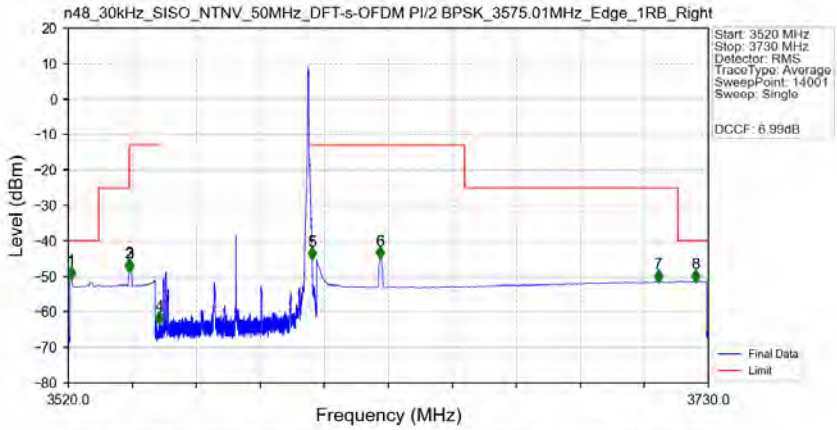

Start (MHz)	Stop (MHz)	RBW (MHz)	Method	Marker No.	Freq (MHz)	Level (dBm)	Limit (dBm)	Result
3520	3530	1	CHP	1	3521.005	-50.53	-40	Pass
3530	3540	1	CHP	2	3539.935	-48.39	-25	Pass
3540	3549.01	1	CHP	3	3540.010	-48.39	-13	Pass
3549.01	3550.01	0.03	/	4	3549.835	-63.24	-13	Pass
3550.01	3600.01	0.03	/	/	/	/	/	/
3600.01	3601.01	0.03	/	5	3600.025	-45.15	-13	Pass
3601.01	3650.01	1	CHP	6	3622.330	-44.81	-13	Pass
3650.01	3720	1	CHP	7	3713.530	-51.38	-25	Pass
3720	3730	1	CHP	8	3725.815	-51.39	-40	Pass

n48_30kHz_SISO_NTNV_50MHz_DFT-s-OFDM PI/2 BPSK_3575.01MHz_Outer_Full_Ant1

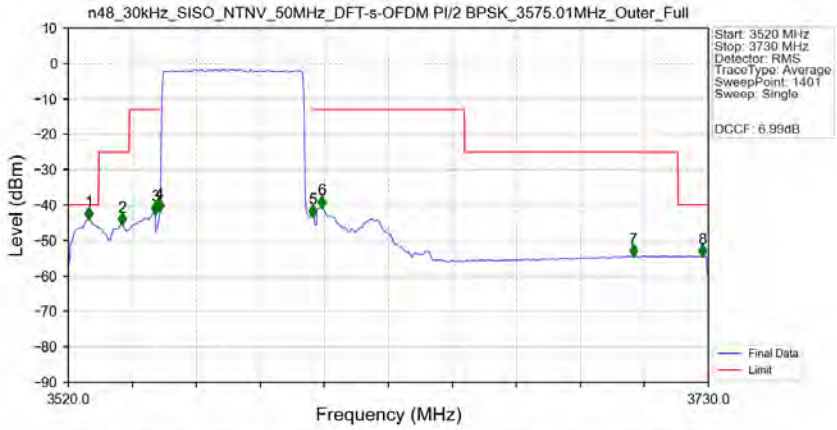

Start (MHz)	Stop (MHz)	RBW (MHz)	Method	Marker No.	Freq (MHz)	Level (dBm)	Limit (dBm)	Result
3520	3530	1	CHP	1	3526.750	-43.87	-40	Pass
3530	3540	1	CHP	2	3537.550	-45.51	-25	Pass
3540	3549.01	1	CHP	3	3548.500	-42.35	-13	Pass
3549.01	3550.01	0.4923	CHP	4	3550.000	-41.65	-13	Pass
3550.01	3600.01	0.4923	CHP	/	/	/	/	/
3600.01	3601.01	0.4923	CHP	5	3600.100	-43.23	-13	Pass
3601.01	3650.01	1	CHP	6	3603.100	-40.66	-13	Pass
3650.01	3720	1	CHP	7	3705.400	-54.37	-25	Pass
3720	3730	1	CHP	8	3727.900	-54.36	-40	Pass

n48_30kHz_SISO_NTNV_50MHz_DFT-s-OFDM PI/2 BPSK_3624.99MHz_Edge_1RB_Left_Ant1

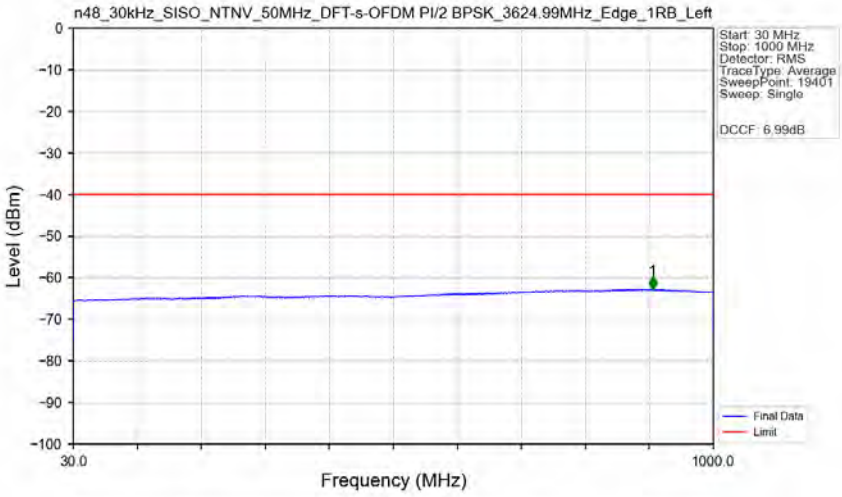

Start (MHz)	Stop (MHz)	RBW (MHz)	Method	Marker No.	Freq (MHz)	Level (dBm)	Limit (dBm)	Result
30	1000	1	CHP	1	907.800	-62.73	-40	Pass

n48_30kHz_SISO_NTNV_50MHz_DFT-s-OFDM PI/2 BPSK_3624.99MHz_Edge_1RB_Left_Ant1

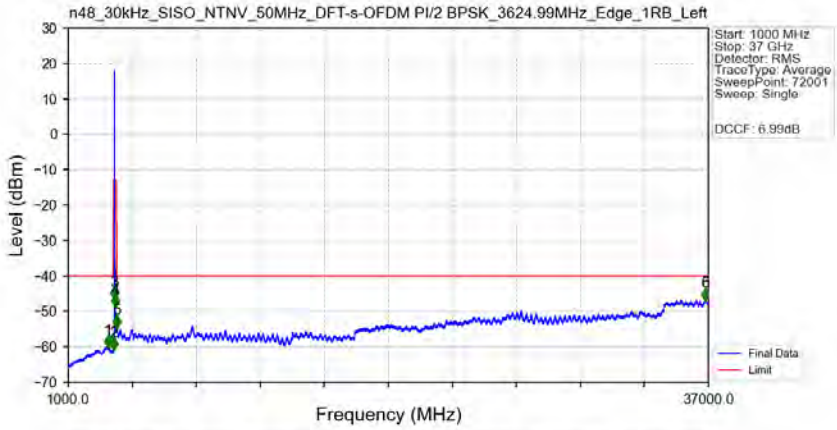

Start (MHz)	Stop (MHz)	RBW (MHz)	Method	Marker No.	Freq (MHz)	Level (dBm)	Limit (dBm)	Result
1000	3530	1	/	1	3235.500	-60.10	-40	Pass
3530	3549.99	1	/	2	3549.500	-60.73	-25	Pass
3549.99	3598.99	1	/	3	3577.000	-46.37	-13	Pass
3598.99	3654.99	1	/	/	/	/	/	/
3654.99	3699.99	1	/	4	3659.500	-48.53	-13	Pass
3699.99	3720	1	/	5	3710.000	-54.42	-25	Pass
3720	37000	1	/	6	36825.000	-46.72	-40	Pass

n48_30kHz_SISO_NTNV_50MHz_DFT-s-OFDM PI/2 BPSK_3675MHz_Edge_1RB_Left_Ant1

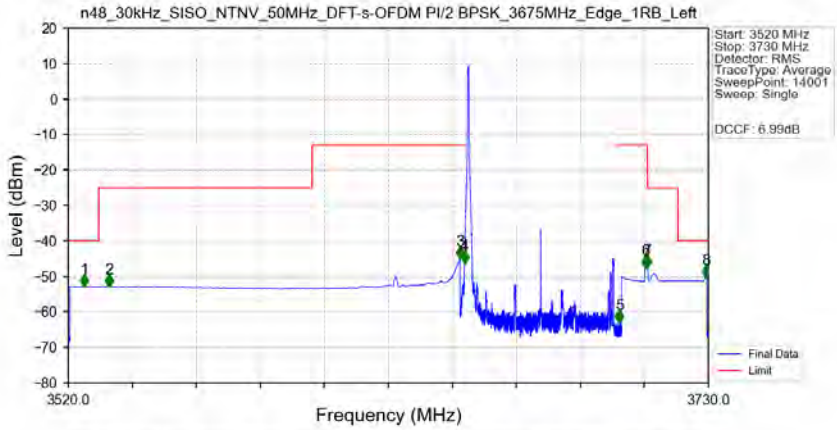

Start (MHz)	Stop (MHz)	RBW (MHz)	Method	Marker No.	Freq (MHz)	Level (dBm)	Limit (dBm)	Result
3520	3530	1	CHP	1	3525.325	-52.77	-40	Pass
3530	3600	1	CHP	2	3533.365	-52.72	-25	Pass
3600	3649	1	CHP	3	3648.490	-44.93	-13	Pass
3649	3650	0.03	/	4	3649.960	-46.17	-13	Pass
3650	3700	0.03	/	/	/	/	/	/
3700	3701	0.03	/	5	3700.825	-62.79	-13	Pass
3701	3710	1	CHP	6	3709.405	-47.39	-13	Pass
3710	3720	1	CHP	7	3710.005	-47.40	-25	Pass
3720	3730	1	CHP	8	3729.325	-50.23	-40	Pass

n48_30kHz_SISO_NTNV_50MHz_DFT-s-OFDM PI/2 BPSK_3675MHz_Edge_1RB_Right_Ant1

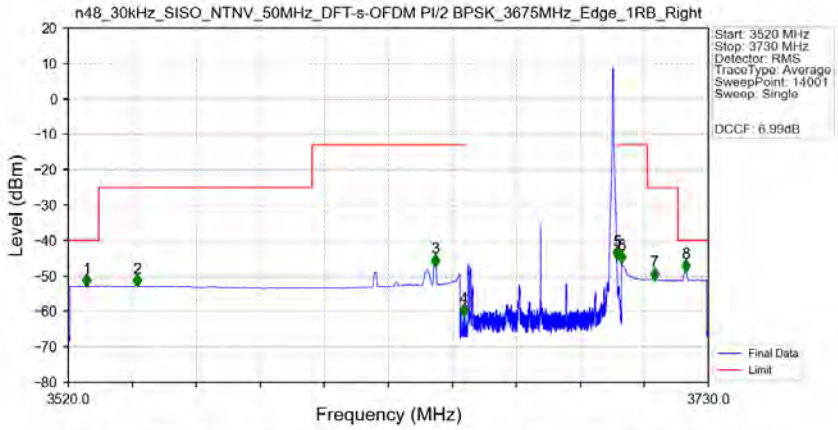

Start (MHz)	Stop (MHz)	RBW (MHz)	Method	Marker No.	Freq (MHz)	Level (dBm)	Limit (dBm)	Result
3520	3530	1	CHP	1	3526.060	-52.81	-40	Pass
3530	3600	1	CHP	2	3542.575	-52.73	-25	Pass
3600	3649	1	CHP	3	3640.435	-47.11	-13	Pass
3649	3650	0.03	/	4	3649.795	-61.16	-13	Pass
3650	3700	0.03	/	/	/	/	/	/
3700	3701	0.03	/	5	3700.015	-45.08	-13	Pass
3701	3710	1	CHP	6	3701.500	-46.10	-13	Pass
3710	3720	1	CHP	7	3712.360	-50.94	-25	Pass
3720	3730	1	CHP	8	3722.545	-48.59	-40	Pass

n48_30kHz_SISO_NTNV_50MHz_DFT-s-OFDM PI/2 BPSK_3675MHz_Edge_1RB_Right_Ant1

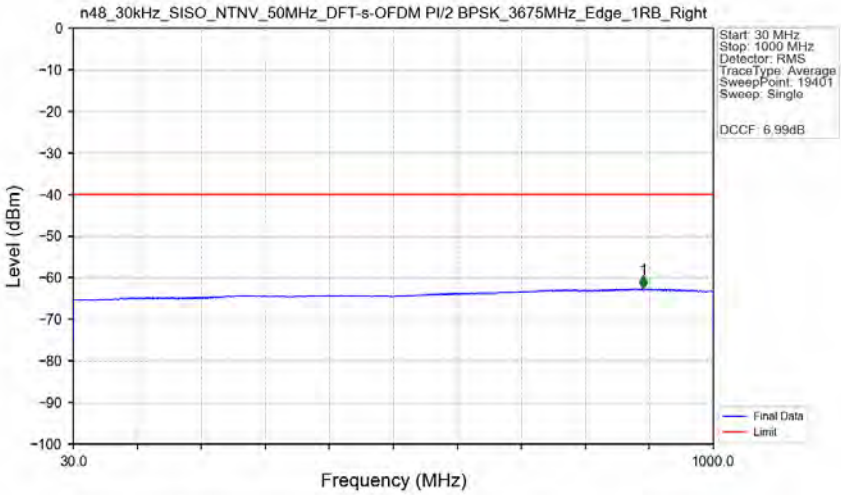

Start (MHz)	Stop (MHz)	RBW (MHz)	Method	Marker No.	Freq (MHz)	Level (dBm)	Limit (dBm)	Result
30	1000	1	CHP	1	893.750	-62.68	-40	Pass

n48_30kHz_SISO_NTNV_50MHz_DFT-s-OFDM PI/2 BPSK_3675MHz_Edge_1RB_Right_Ant1

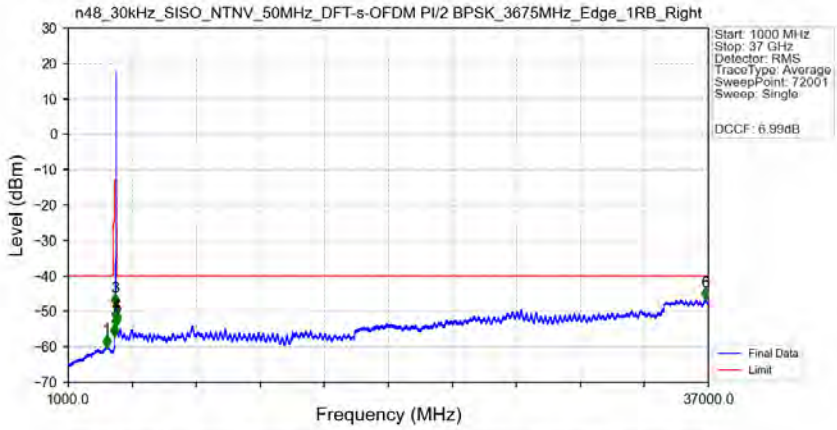

Start (MHz)	Stop (MHz)	RBW (MHz)	Method	Marker No.	Freq (MHz)	Level (dBm)	Limit (dBm)	Result
1000	3530	1	/	1	3166.000	-59.94	-40	Pass
3530	3600	1	/	2	3600.000	-56.73	-25	Pass
3600	3649	1	/	3	3640.500	-48.21	-13	Pass
3649	3705	1	/	/	/	/	/	/
3705	3710	1	/	4	3706.500	-53.04	-13	Pass
3710	3720	1	/	5	3712.500	-53.74	-25	Pass
3720	37000	1	/	6	36824.000	-46.54	-40	Pass

n48_30kHz_SISO_NTNV_50MHz_DFT-s-OFDM PI/2 BPSK_3675MHz_Outer_Full_Ant1

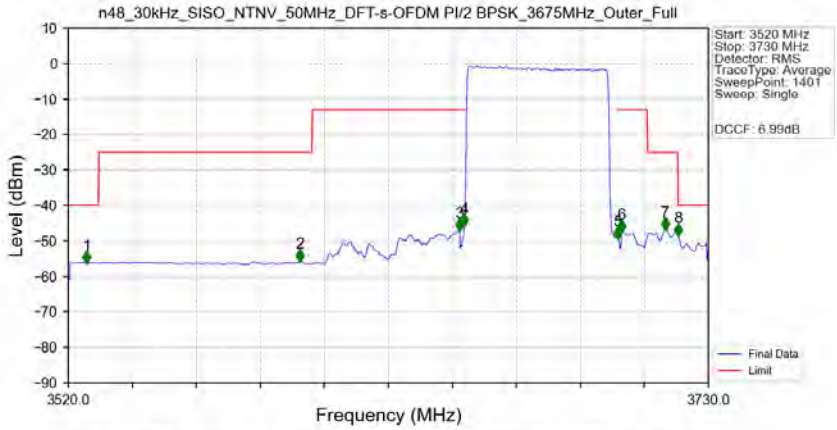

Start (MHz)	Stop (MHz)	RBW (MHz)	Method	Marker No.	Freq (MHz)	Level (dBm)	Limit (dBm)	Result
3520	3530	1	CHP	1	3526.000	-56.11	-40	Pass
3530	3600	1	CHP	2	3596.050	-55.63	-25	Pass
3600	3649	1	CHP	3	3648.400	-47.02	-13	Pass
3649	3650	0.49086	CHP	4	3649.900	-45.64	-13	Pass
3650	3700	0.49086	CHP	/	/	/	/	/
3700	3701	0.49086	CHP	5	3700.150	-49.32	-13	Pass
3701	3710	1	CHP	6	3701.500	-47.40	-13	Pass
3710	3720	1	CHP	7	3715.900	-46.69	-25	Pass
3720	3730	1	CHP	8	3720.100	-48.35	-40	Pass

n48_30kHz_SISO_NTNV_50MHz_DFT-s-OFDM QPSK_3575.01MHz_Edge_1RB_Left_Ant1

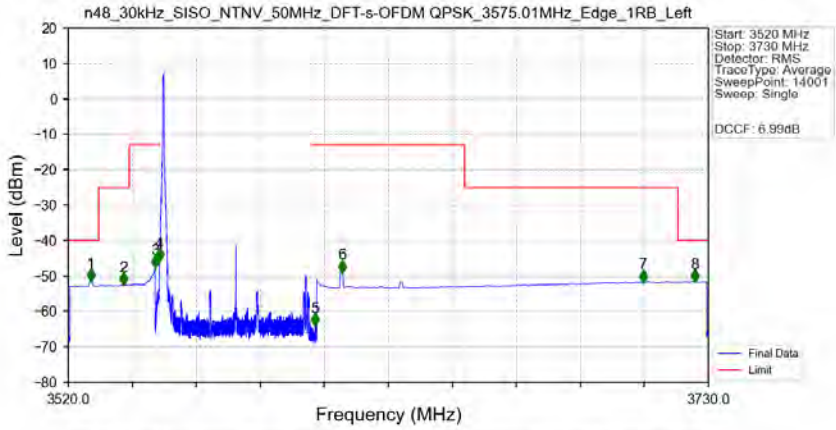

Start (MHz)	Stop (MHz)	RBW (MHz)	Method	Marker No.	Freq (MHz)	Level (dBm)	Limit (dBm)	Result
3520	3530	1	CHP	1	3527.410	-51.28	-40	Pass
3530	3540	1	CHP	2	3538.060	-52.41	-25	Pass
3540	3549.01	1	CHP	3	3548.500	-47.49	-13	Pass
3549.01	3550.01	0.03	/	4	3549.970	-45.44	-13	Pass
3550.01	3600.01	0.03	/	/	/	/	/	/
3600.01	3601.01	0.03	/	5	3601.000	-63.86	-13	Pass
3601.01	3650.01	1	CHP	6	3609.865	-48.80	-13	Pass
3650.01	3720	1	CHP	7	3708.670	-51.59	-25	Pass
3720	3730	1	CHP	8	3725.575	-51.53	-40	Pass

n48_30kHz_SISO_NTNV_50MHz_DFT-s-OFDM QPSK_3575.01MHz_Edge_1RB_Left_Ant1

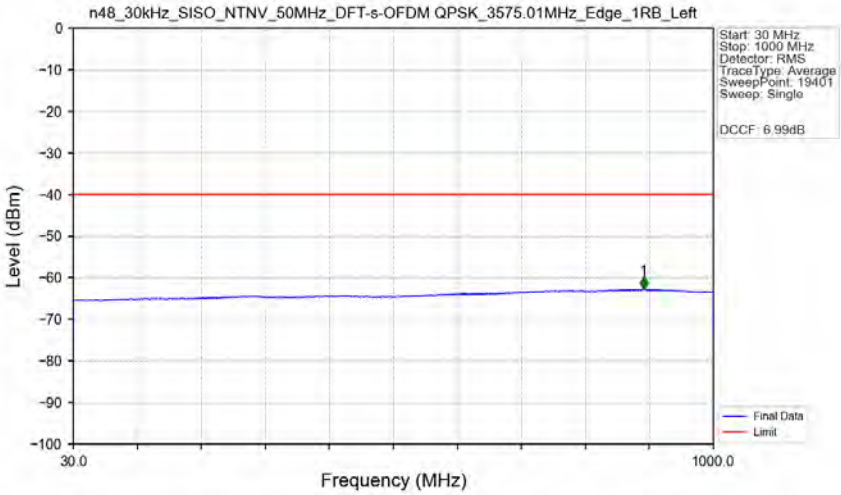

Start (MHz)	Stop (MHz)	RBW (MHz)	Method	Marker No.	Freq (MHz)	Level (dBm)	Limit (dBm)	Result
30	1000	1	CHP	1	894.550	-62.72	-40	Pass

n48_30kHz_SISO_NTNV_50MHz_DFT-s-OFDM QPSK_3575.01MHz_Edge_1RB_Left_Ant1

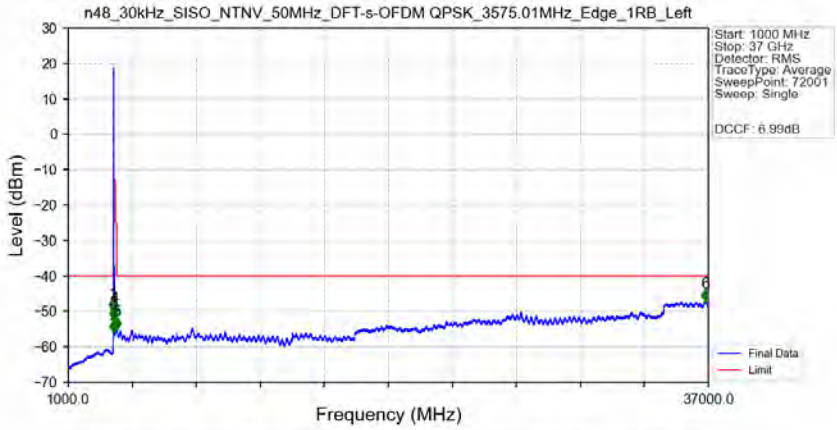

Start (MHz)	Stop (MHz)	RBW (MHz)	Method	Marker No.	Freq (MHz)	Level (dBm)	Limit (dBm)	Result
1000	3530	1	/	1	3527.500	-49.60	-40	Pass
3530	3540	1	/	2	3540.000	-55.74	-25	Pass
3540	3549.01	1	/	3	3545.000	-52.19	-13	Pass
3549.01	3605.01	1	/	/	/	/	/	/
3605.01	3650.01	1	/	4	3609.500	-50.85	-13	Pass
3650.01	3720	1	/	5	3713.000	-54.85	-25	Pass
3720	37000	1	/	6	36845.500	-46.93	-40	Pass

n48_30kHz_SISO_NTNV_50MHz_DFT-s-OFDM QPSK_3575.01MHz_Edge_1RB_Right_Ant1

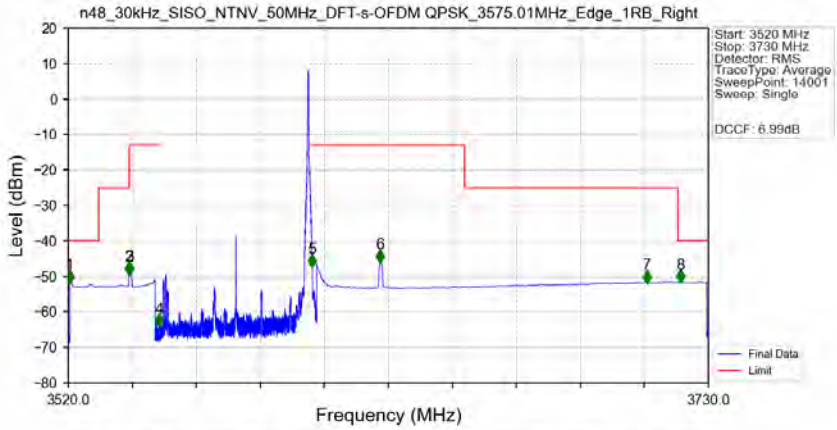

Start (MHz)	Stop (MHz)	RBW (MHz)	Method	Marker No.	Freq (MHz)	Level (dBm)	Limit (dBm)	Result
3520	3530	1	CHP	1	3520.510	-51.57	-40	Pass
3530	3540	1	CHP	2	3539.950	-49.27	-25	Pass
3540	3549.01	1	CHP	3	3540.070	-49.26	-13	Pass
3549.01	3550.01	0.03	/	4	3549.820	-63.89	-13	Pass
3550.01	3600.01	0.03	/	/	/	/	/	/
3600.01	3601.01	0.03	/	5	3600.025	-47.11	-13	Pass
3601.01	3650.01	1	CHP	6	3622.330	-45.84	-13	Pass
3650.01	3720	1	CHP	7	3709.930	-51.59	-25	Pass
3720	3730	1	CHP	8	3720.865	-51.51	-40	Pass

n48_30kHz_SISO_NTNV_50MHz_DFT-s-OFDM QPSK_3575.01MHz_Outer_Full_Ant1

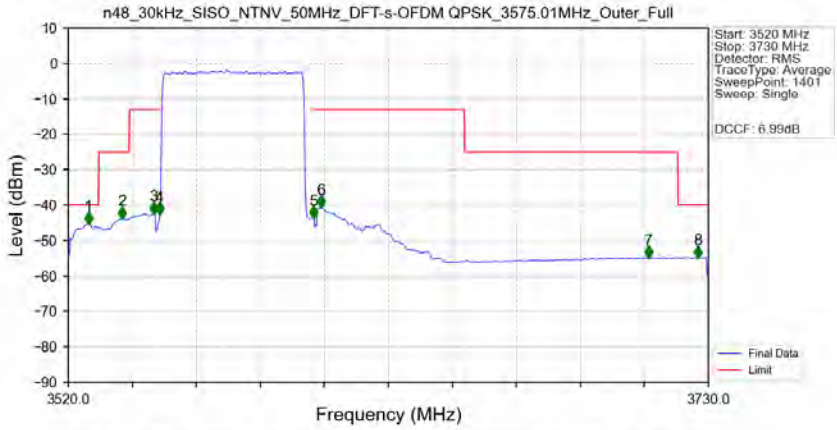

Start (MHz)	Stop (MHz)	RBW (MHz)	Method	Marker No.	Freq (MHz)	Level (dBm)	Limit (dBm)	Result
3520	3530	1	CHP	1	3526.600	-45.14	-40	Pass
3530	3540	1	CHP	2	3537.700	-43.66	-25	Pass
3540	3549.01	1	CHP	3	3548.050	-42.39	-13	Pass
3549.01	3550.01	0.51023	CHP	4	3550.000	-42.53	-13	Pass
3550.01	3600.01	0.51023	CHP	/	/	/	/	/
3600.01	3601.01	0.51023	CHP	5	3600.400	-43.55	-13	Pass
3601.01	3650.01	1	CHP	6	3602.950	-40.59	-13	Pass
3650.01	3720	1	CHP	7	3710.350	-54.81	-25	Pass
3720	3730	1	CHP	8	3726.550	-54.75	-40	Pass

n48_30kHz_SISO_NTNV_50MHz_DFT-s-OFDM QPSK_3624.99MHz_Edge_1RB_Left_Ant1

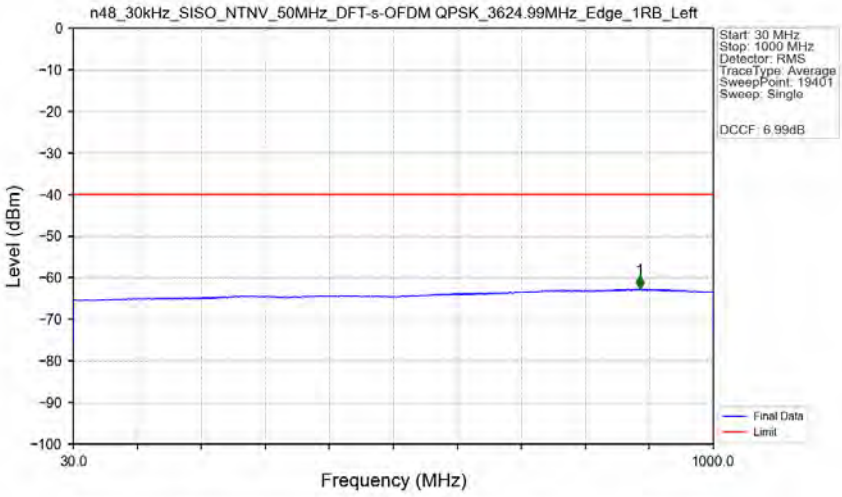

Start (MHz)	Stop (MHz)	RBW (MHz)	Method	Marker No.	Freq (MHz)	Level (dBm)	Limit (dBm)	Result
30	1000	1	CHP	1	888.400	-62.69	-40	Pass

n48_30kHz_SISO_NTNV_50MHz_DFT-s-OFDM QPSK_3624.99MHz_Edge_1RB_Left_Ant1

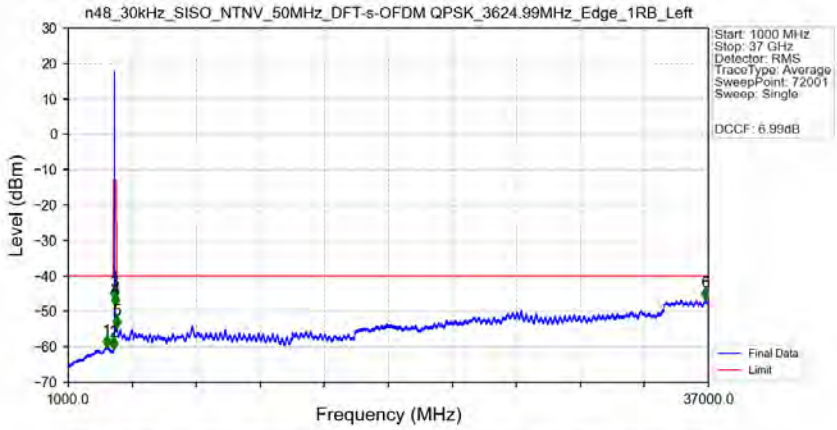

Start (MHz)	Stop (MHz)	RBW (MHz)	Method	Marker No.	Freq (MHz)	Level (dBm)	Limit (dBm)	Result
1000	3530	1	/	1	3161.000	-60.14	-40	Pass
3530	3549.99	1	/	2	3549.000	-60.49	-25	Pass
3549.99	3598.99	1	/	3	3577.500	-46.37	-13	Pass
3598.99	3654.99	1	/	/	/	/	/	/
3654.99	3699.99	1	/	4	3659.500	-48.37	-13	Pass
3699.99	3720	1	/	5	3714.500	-54.46	-25	Pass
3720	37000	1	/	6	36841.000	-46.67	-40	Pass

n48_30kHz_SISO_NTNV_50MHz_DFT-s-OFDM QPSK_3675MHz_Edge_1RB_Left_Ant1

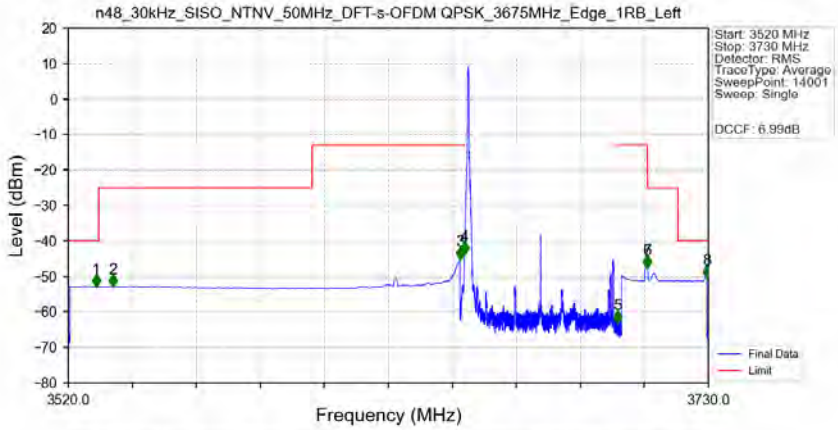

Start (MHz)	Stop (MHz)	RBW (MHz)	Method	Marker No.	Freq (MHz)	Level (dBm)	Limit (dBm)	Result
3520	3530	1	CHP	1	3529.150	-52.77	-40	Pass
3530	3600	1	CHP	2	3534.655	-52.72	-25	Pass
3600	3649	1	CHP	3	3648.490	-44.94	-13	Pass
3649	3650	0.03	/	4	3649.990	-43.51	-13	Pass
3650	3700	0.03	/	/	/	/	/	/
3700	3701	0.03	/	5	3700.270	-62.91	-13	Pass
3701	3710	1	CHP	6	3709.945	-47.47	-13	Pass
3710	3720	1	CHP	7	3710.005	-47.47	-25	Pass
3720	3730	1	CHP	8	3729.490	-50.14	-40	Pass

n48_30kHz_SISO_NTNV_50MHz_DFT-s-OFDM QPSK_3675MHz_Edge_1RB_Right_Ant1

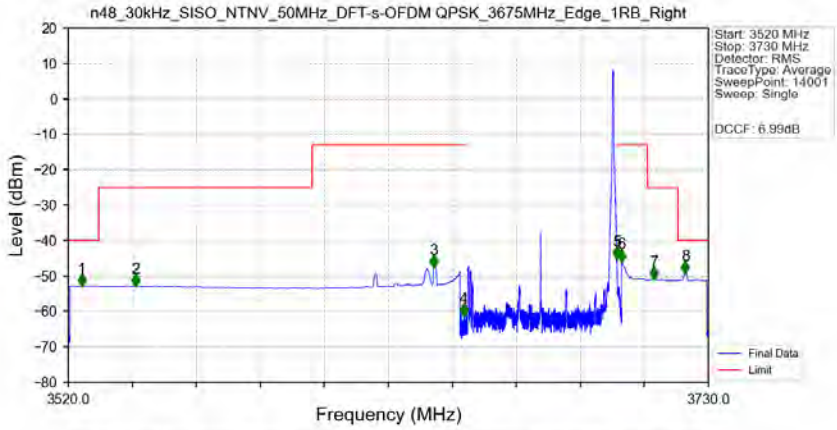

Start (MHz)	Stop (MHz)	RBW (MHz)	Method	Marker No.	Freq (MHz)	Level (dBm)	Limit (dBm)	Result
3520	3530	1	CHP	1	3524.410	-52.71	-40	Pass
3530	3600	1	CHP	2	3542.020	-52.74	-25	Pass
3600	3649	1	CHP	3	3639.955	-47.45	-13	Pass
3649	3650	0.03	/	4	3649.795	-61.04	-13	Pass
3650	3700	0.03	/	/	/	/	/	/
3700	3701	0.03	/	5	3700.015	-45.07	-13	Pass
3701	3710	1	CHP	6	3701.500	-45.84	-13	Pass
3710	3720	1	CHP	7	3712.225	-50.87	-25	Pass
3720	3730	1	CHP	8	3722.425	-49.07	-40	Pass

n48_30kHz_SISO_NTNV_50MHz_DFT-s-OFDM QPSK_3675MHz_Edge_1RB_Right_Ant1

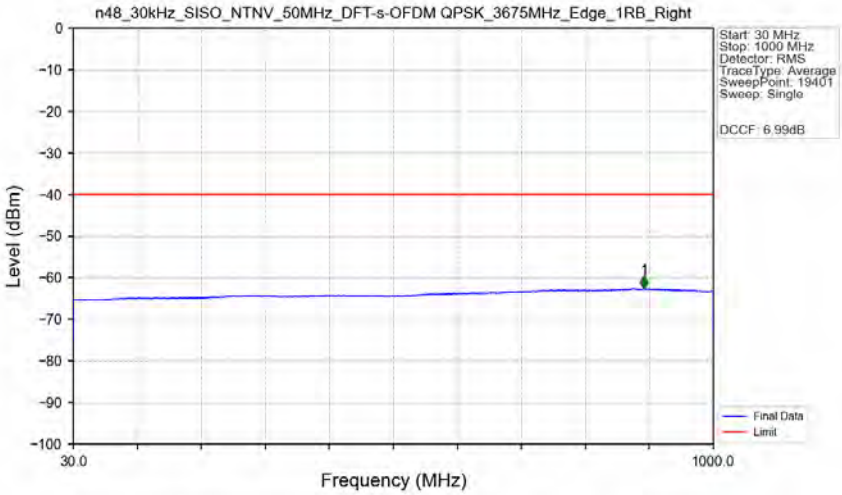

Start (MHz)	Stop (MHz)	RBW (MHz)	Method	Marker No.	Freq (MHz)	Level (dBm)	Limit (dBm)	Result
30	1000	1	CHP	1	894.900	-62.55	-40	Pass

n48_30kHz_SISO_NTNV_50MHz_DFT-s-OFDM QPSK_3675MHz_Edge_1RB_Right_Ant1

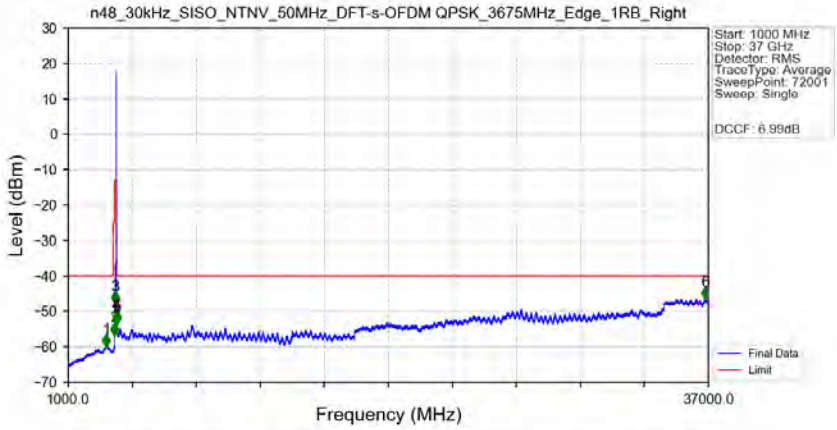

Start (MHz)	Stop (MHz)	RBW (MHz)	Method	Marker No.	Freq (MHz)	Level (dBm)	Limit (dBm)	Result
1000	3530	1	/	1	3143.500	-59.91	-40	Pass
3530	3600	1	/	2	3600.000	-56.54	-25	Pass
3600	3649	1	/	3	3640.500	-47.71	-13	Pass
3649	3705	1	/	/	/	/	/	/
3705	3710	1	/	4	3705.500	-53.08	-13	Pass
3710	3720	1	/	5	3710.500	-53.55	-25	Pass
3720	37000	1	/	6	36842.000	-46.34	-40	Pass

n48_30kHz_SISO_NTNV_50MHz_DFT-s-OFDM QPSK_3675MHz_Outer_Full_Ant1

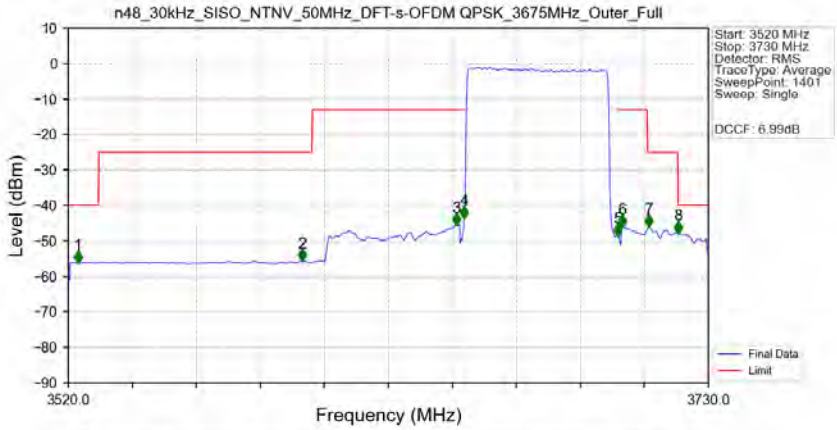

Start (MHz)	Stop (MHz)	RBW (MHz)	Method	Marker No.	Freq (MHz)	Level (dBm)	Limit (dBm)	Result
3520	3530	1	CHP	1	3523.150	-56.04	-40	Pass
3530	3600	1	CHP	2	3596.650	-55.45	-25	Pass
3600	3649	1	CHP	3	3647.350	-45.41	-13	Pass
3649	3650	0.4889	CHP	4	3649.900	-43.46	-13	Pass
3650	3700	0.4889	CHP	/	/	/	/	/
3700	3701	0.4889	CHP	5	3700.300	-48.45	-13	Pass
3701	3710	1	CHP	6	3701.650	-45.92	-13	Pass
3710	3720	1	CHP	7	3710.500	-45.95	-25	Pass
3720	3730	1	CHP	8	3720.100	-47.67	-40	Pass

n48_30kHz_SISO_NTNV_50MHz_CP-OFDM QPSK_3575.01MHz_Edge_1RB_Left_Ant1

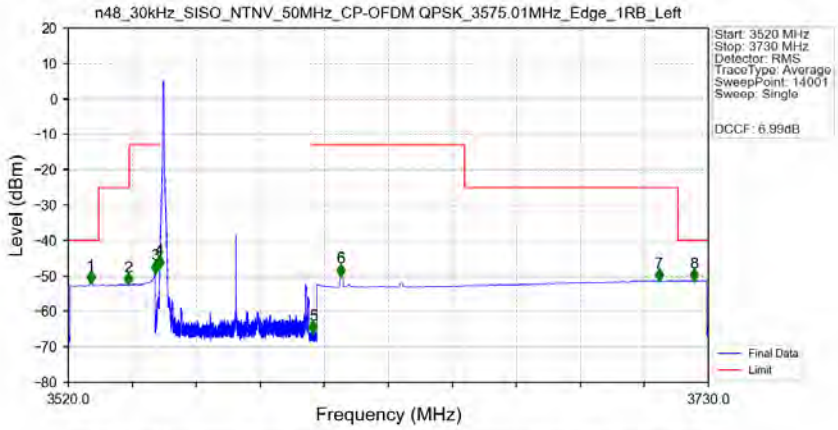

Start (MHz)	Stop (MHz)	RBW (MHz)	Method	Marker No.	Freq (MHz)	Level (dBm)	Limit (dBm)	Result
3520	3530	1	CHP	1	3527.380	-51.98	-40	Pass
3530	3540	1	CHP	2	3539.665	-52.40	-25	Pass
3540	3549.01	1	CHP	3	3548.500	-49.01	-13	Pass
3549.01	3550.01	0.03	/	4	3549.985	-47.53	-13	Pass
3550.01	3600.01	0.03	/	/	/	/	/	/
3600.01	3601.01	0.03	/	5	3600.295	-65.99	-13	Pass
3601.01	3650.01	1	CHP	6	3609.445	-49.89	-13	Pass
3650.01	3720	1	CHP	7	3713.920	-51.31	-25	Pass
3720	3730	1	CHP	8	3725.230	-51.26	-40	Pass

n48_30kHz_SISO_NTNV_50MHz_CP-OFDM QPSK_3575.01MHz_Edge_1RB_Left_Ant1

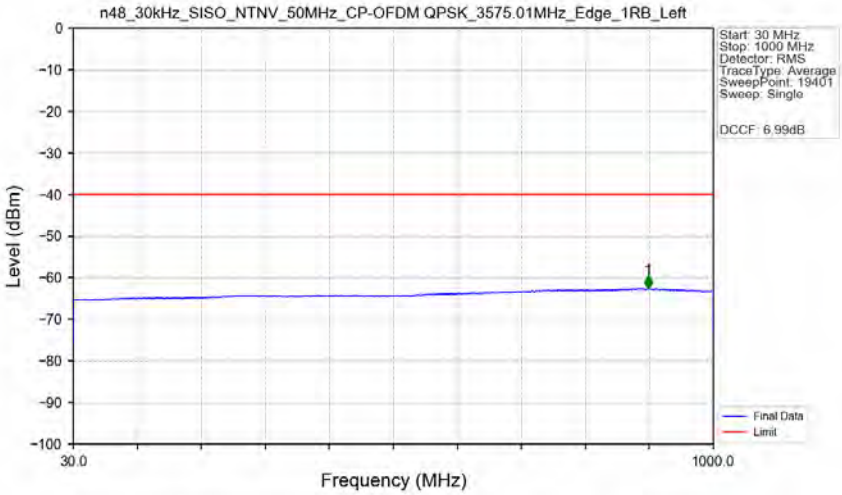

Start (MHz)	Stop (MHz)	RBW (MHz)	Method	Marker No.	Freq (MHz)	Level (dBm)	Limit (dBm)	Result
30	1000	1	CHP	1	901.050	-62.60	-40	Pass

n48_30kHz_SISO_NTNV_50MHz_CP-OFDM QPSK_3575.01MHz_Edge_1RB_Left_Ant1

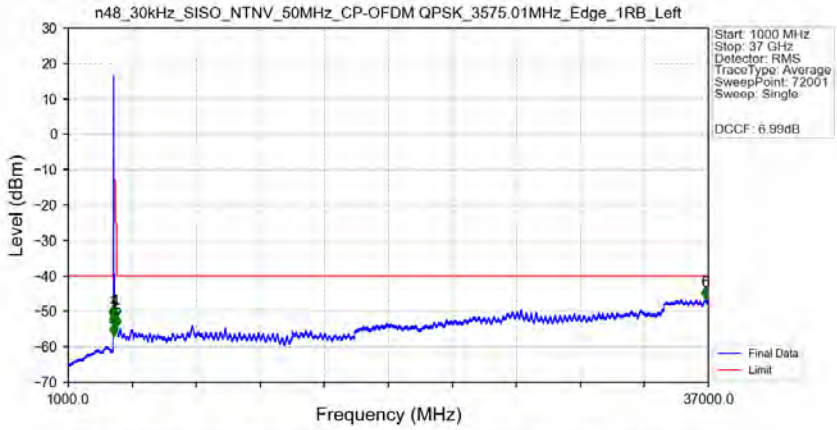

Start (MHz)	Stop (MHz)	RBW (MHz)	Method	Marker No.	Freq (MHz)	Level (dBm)	Limit (dBm)	Result
1000	3530	1	/	1	3527.500	-51.77	-40	Pass
3530	3540	1	/	2	3538.500	-56.61	-25	Pass
3540	3549.01	1	/	3	3545.000	-53.63	-13	Pass
3549.01	3605.01	1	/	/	/	/	/	/
3605.01	3650.01	1	/	4	3610.000	-51.86	-13	Pass
3650.01	3720	1	/	5	3719.500	-54.37	-25	Pass
3720	37000	1	/	6	36850.000	-46.47	-40	Pass

n48_30kHz_SISO_NTNV_50MHz_CP-OFDM QPSK_3575.01MHz_Edge_1RB_Right_Ant1

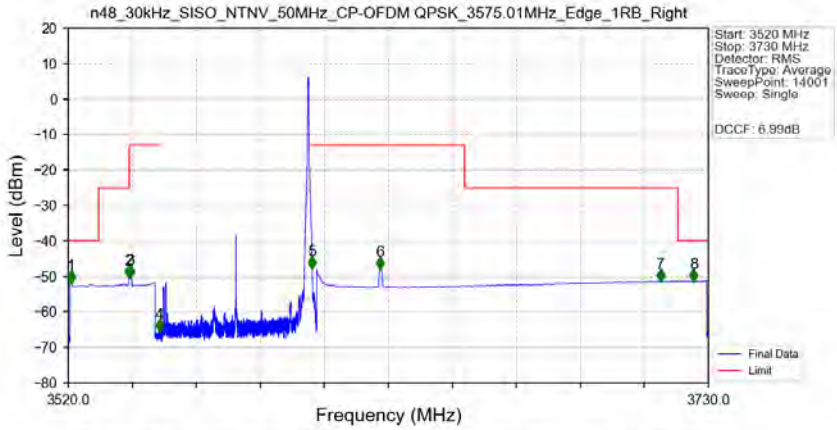

Start (MHz)	Stop (MHz)	RBW (MHz)	Method	Marker No.	Freq (MHz)	Level (dBm)	Limit (dBm)	Result
3520	3530	1	CHP	1	3520.915	-51.76	-40	Pass
3530	3540	1	CHP	2	3539.920	-50.19	-25	Pass
3540	3549.01	1	CHP	3	3540.250	-50.17	-13	Pass
3549.01	3550.01	0.03	/	4	3549.940	-65.45	-13	Pass
3550.01	3600.01	0.03	/	/	/	/	/	/
3600.01	3601.01	0.03	/	5	3600.025	-47.67	-13	Pass
3601.01	3650.01	1	CHP	6	3622.300	-47.81	-13	Pass
3650.01	3720	1	CHP	7	3714.385	-51.31	-25	Pass
3720	3730	1	CHP	8	3725.155	-51.28	-40	Pass

n48_30kHz_SISO_NTNV_50MHz_CP-OFDM QPSK_3575.01MHz_Outer_Full_Ant1

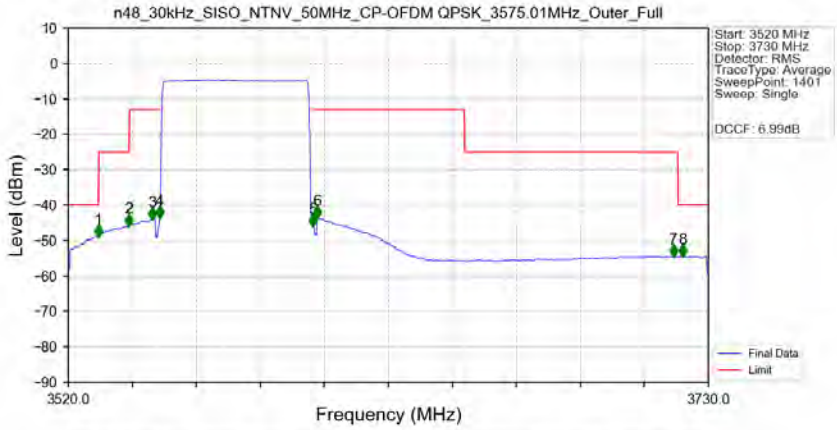

Start (MHz)	Stop (MHz)	RBW (MHz)	Method	Marker No.	Freq (MHz)	Level (dBm)	Limit (dBm)	Result
3520	3530	1	CHP	1	3529.900	-48.91	-40	Pass
3530	3540	1	CHP	2	3539.800	-45.79	-25	Pass
3540	3549.01	1	CHP	3	3547.600	-43.91	-13	Pass
3549.01	3550.01	0.4923	CHP	4	3550.000	-43.59	-13	Pass
3550.01	3600.01	0.4923	CHP	/	/	/	/	/
3600.01	3601.01	0.4923	CHP	5	3600.100	-45.83	-13	Pass
3601.01	3650.01	1	CHP	6	3601.600	-43.52	-13	Pass
3650.01	3720	1	CHP	7	3718.600	-54.47	-25	Pass
3720	3730	1	CHP	8	3721.450	-54.39	-40	Pass

n48_30kHz_SISO_NTNV_50MHz_CP-OFDM QPSK_3624.99MHz_Edge_1RB_Left_Ant1

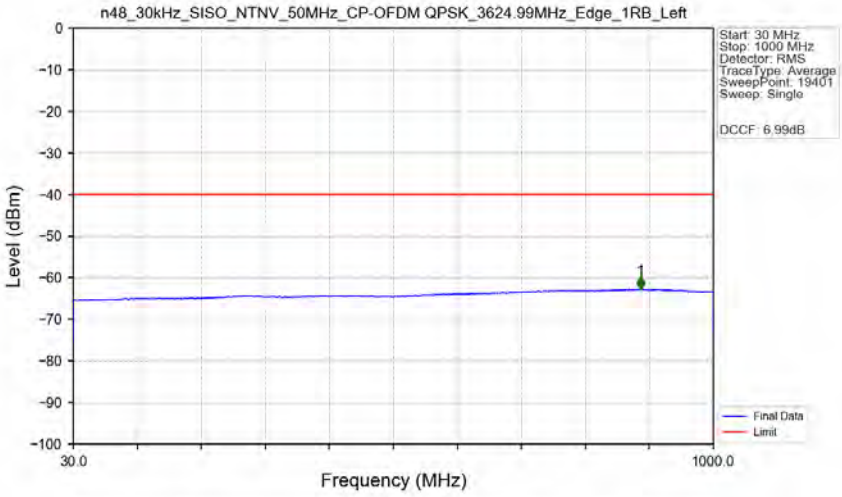

Start (MHz)	Stop (MHz)	RBW (MHz)	Method	Marker No.	Freq (MHz)	Level (dBm)	Limit (dBm)	Result
30	1000	1	CHP	1	889.700	-62.73	-40	Pass

n48_30kHz_SISO_NTNV_50MHz_CP-OFDM QPSK_3624.99MHz_Edge_1RB_Left_Ant1

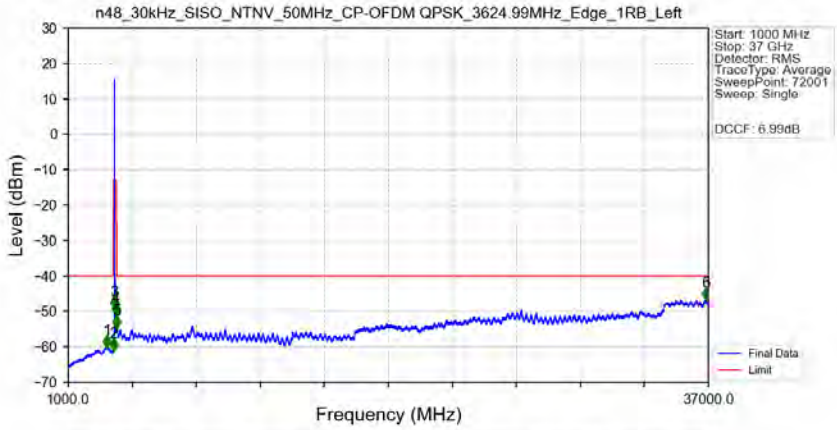

Start (MHz)	Stop (MHz)	RBW (MHz)	Method	Marker No.	Freq (MHz)	Level (dBm)	Limit (dBm)	Result
1000	3530	1	/	1	3175.500	-60.06	-40	Pass
3530	3549.99	1	/	2	3549.500	-60.99	-25	Pass
3549.99	3598.99	1	/	3	3577.500	-49.11	-13	Pass
3598.99	3654.99	1	/	/	/	/	/	/
3654.99	3699.99	1	/	4	3660.000	-50.87	-13	Pass
3699.99	3720	1	/	5	3704.500	-54.47	-25	Pass
3720	37000	1	/	6	36863.500	-46.64	-40	Pass

n48_30kHz_SISO_NTNV_50MHz_CP-OFDM QPSK_3675MHz_Edge_1RB_Left_Ant1

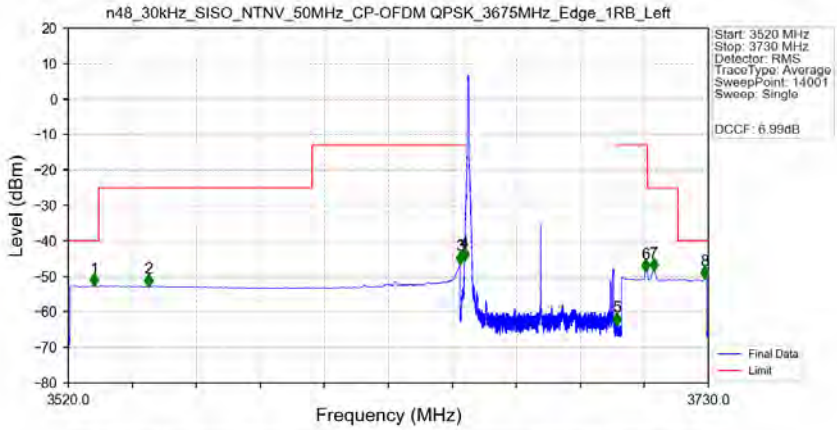

Start (MHz)	Stop (MHz)	RBW (MHz)	Method	Marker No.	Freq (MHz)	Level (dBm)	Limit (dBm)	Result
3520	3530	1	CHP	1	3528.460	-52.56	-40	Pass
3530	3600	1	CHP	2	3546.400	-52.67	-25	Pass
3600	3649	1	CHP	3	3648.490	-46.28	-13	Pass
3649	3650	0.03	/	4	3649.975	-45.27	-13	Pass
3650	3700	0.03	/	/	/	/	/	/
3700	3701	0.03	/	5	3700.030	-63.54	-13	Pass
3701	3710	1	CHP	6	3709.465	-48.55	-13	Pass
3710	3720	1	CHP	7	3712.135	-48.30	-25	Pass
3720	3730	1	CHP	8	3728.860	-50.44	-40	Pass

n48_30kHz_SISO_NTNV_50MHz_CP-OFDM QPSK_3675MHz_Edge_1RB_Right_Ant1

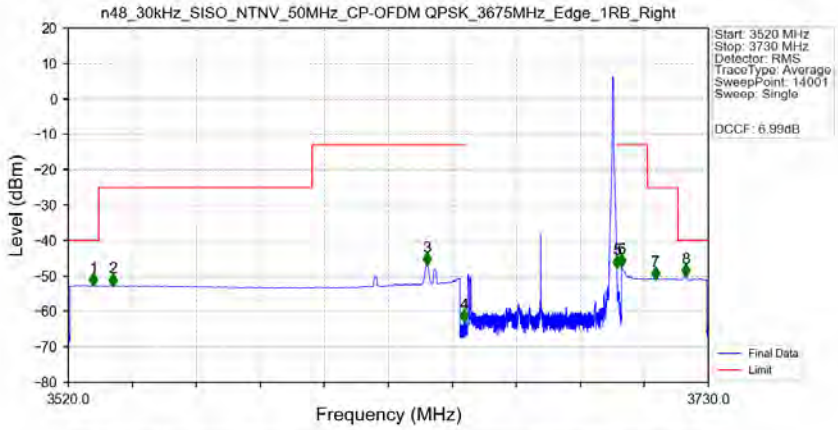

Start (MHz)	Stop (MHz)	RBW (MHz)	Method	Marker No.	Freq (MHz)	Level (dBm)	Limit (dBm)	Result
3520	3530	1	CHP	1	3528.280	-52.59	-40	Pass
3530	3600	1	CHP	2	3534.580	-52.64	-25	Pass
3600	3649	1	CHP	3	3637.645	-46.83	-13	Pass
3649	3650	0.03	/	4	3649.870	-62.87	-13	Pass
3650	3700	0.03	/	/	/	/	/	/
3700	3701	0.03	/	5	3700.015	-47.56	-13	Pass
3701	3710	1	CHP	6	3701.500	-47.21	-13	Pass
3710	3720	1	CHP	7	3712.615	-50.80	-25	Pass
3720	3730	1	CHP	8	3722.440	-49.92	-40	Pass

n48_30kHz_SISO_NTNV_50MHz_CP-OFDM QPSK_3675MHz_Edge_1RB_Right_Ant1

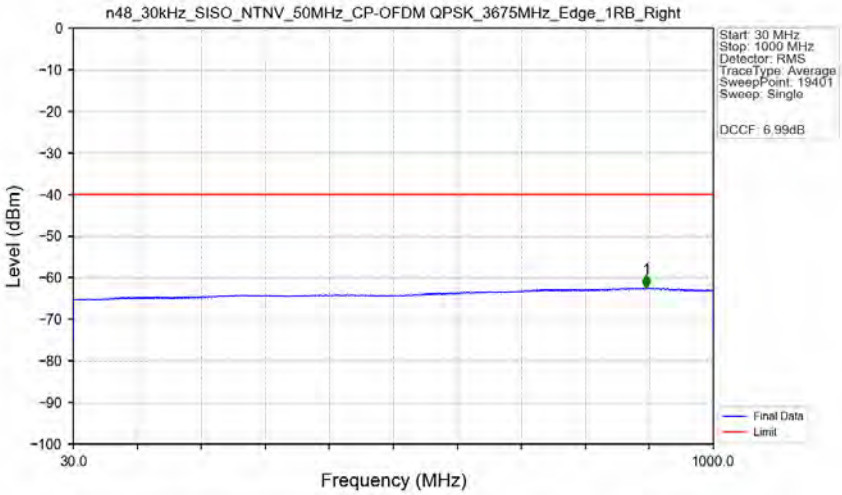

Start (MHz)	Stop (MHz)	RBW (MHz)	Method	Marker No.	Freq (MHz)	Level (dBm)	Limit (dBm)	Result
30	1000	1	CHP	1	898.350	-62.49	-40	Pass

n48_30kHz_SISO_NTNV_50MHz_CP-OFDM QPSK_3675MHz_Edge_1RB_Right_Ant1

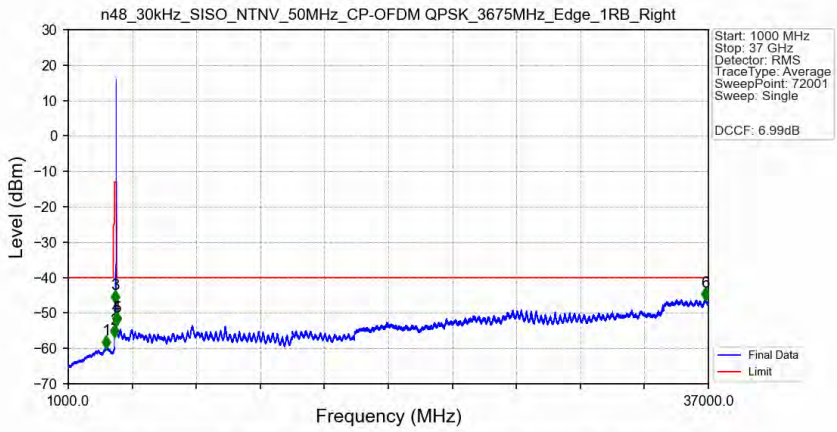

Start (MHz)	Stop (MHz)	RBW (MHz)	Method	Marker No.	Freq (MHz)	Level (dBm)	Limit (dBm)	Result
1000	3530	1	/	1	3137.000	-59.78	-40	Pass
3530	3600	1	/	2	3600.000	-56.72	-25	Pass
3600	3649	1	/	3	3637.500	-46.94	-13	Pass
3649	3705	1	/	/	/	/	/	/
3705	3710	1	/	4	3706.500	-53.08	-13	Pass
3710	3720	1	/	5	3711.500	-53.22	-25	Pass
3720	37000	1	/	6	36845.500	-46.14	-40	Pass

n48_30kHz_SISO_NTNV_50MHz_CP-OFDM QPSK_3675MHz_Outer_Full_Ant1

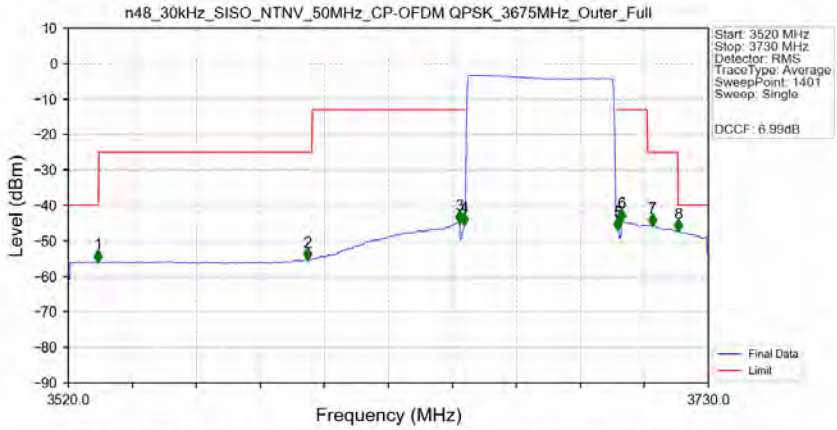

Start (MHz)	Stop (MHz)	RBW (MHz)	Method	Marker No.	Freq (MHz)	Level (dBm)	Limit (dBm)	Result
3520	3530	1	CHP	1	3529.750	-55.79	-40	Pass
3530	3600	1	CHP	2	3598.450	-55.24	-25	Pass
3600	3649	1	CHP	3	3648.400	-44.81	-13	Pass
3649	3650	0.51042	CHP	4	3649.900	-45.45	-13	Pass
3650	3700	0.51042	CHP	/	/	/	/	/
3700	3701	0.51042	CHP	5	3700.150	-46.68	-13	Pass
3701	3710	1	CHP	6	3701.500	-44.31	-13	Pass
3710	3720	1	CHP	7	3711.700	-45.69	-25	Pass
3720	3730	1	CHP	8	3720.100	-47.22	-40	Pass

5.2.3 30k_SISO_100MHz_NTNV

n48_30kHz_SISO_NTNV_100MHz_DFT-s-OFDM PI/2 BPSK_3600MHz_Edge_1RB_Left_Ant1

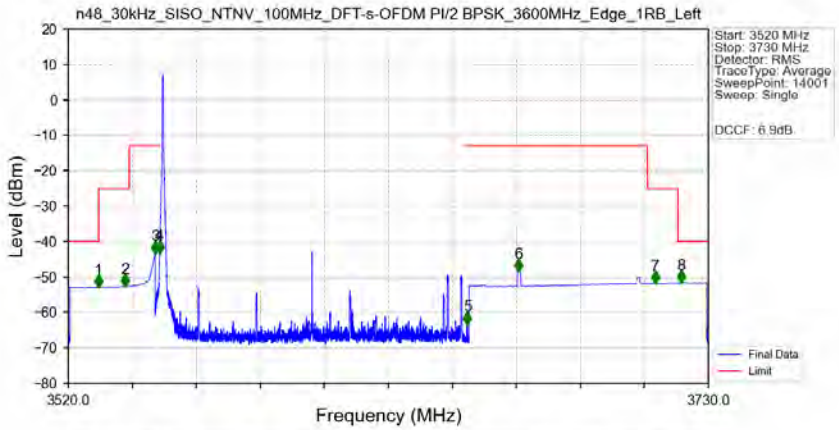

Start (MHz)	Stop (MHz)	RBW (MHz)	Method	Marker No.	Freq (MHz)	Level (dBm)	Limit (dBm)	Result
3520	3530	1	CHP	1	3529.885	-52.79	-40	Pass
3530	3540	1	CHP	2	3538.705	-52.60	-25	Pass
3540	3549	1	CHP	3	3548.500	-43.25	-13	Pass
3549	3550	0.03	/	4	3549.970	-43.15	-13	Pass
3550	3650	0.03	/	/	/	/	/	/
3650	3651	0.03	/	5	3650.920	-63.16	-13	Pass
3651	3710	1	CHP	6	3667.600	-48.33	-13	Pass
3710	3720	1	CHP	7	3712.525	-51.68	-25	Pass
3720	3730	1	CHP	8	3720.955	-51.54	-40	Pass

n48_30kHz_SISO_NTNV_100MHz_DFT-s-OFDM PI/2 BPSK_3600MHz_Edge_1RB_Left_Ant1

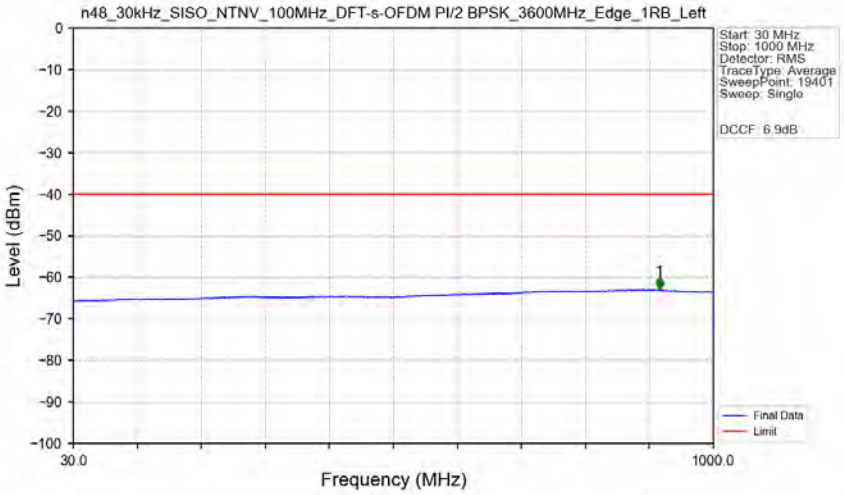

Start (MHz)	Stop (MHz)	RBW (MHz)	Method	Marker No.	Freq (MHz)	Level (dBm)	Limit (dBm)	Result
30	1000	1	CHP	1	918.450	-62.92	-40	Pass

n48_30kHz_SISO_NTNV_100MHz_DFT-s-OFDM PI/2 BPSK_3600MHz_Edge_1RB_Left_Ant1

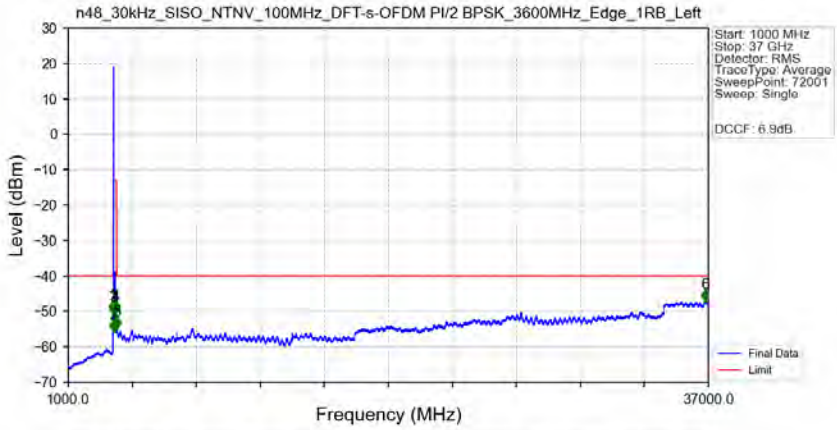

Start (MHz)	Stop (MHz)	RBW (MHz)	Method	Marker No.	Freq (MHz)	Level (dBm)	Limit (dBm)	Result
1000	3530	1	/	1	3502.000	-50.16	-40	Pass
3530	3540	1	/	2	3540.000	-55.51	-25	Pass
3540	3549	1	/	3	3544.500	-50.81	-13	Pass
3549	3655	1	/	/	/	/	/	/
3655	3710	1	/	4	3668.000	-50.44	-13	Pass
3710	3720	1	/	5	3711.000	-54.76	-25	Pass
3720	37000	1	/	6	36823.500	-47.07	-40	Pass

n48_30kHz_SISO_NTNV_100MHz_DFT-s-OFDM PI/2 BPSK_3600MHz_Edge_1RB_Right_Ant1

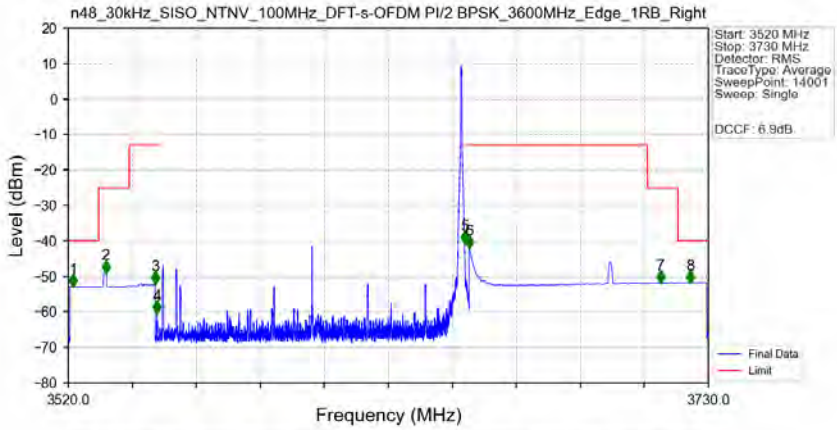

Start (MHz)	Stop (MHz)	RBW (MHz)	Method	Marker No.	Freq (MHz)	Level (dBm)	Limit (dBm)	Result
3520	3530	1	CHP	1	3521.545	-52.84	-40	Pass
3530	3540	1	CHP	2	3532.300	-48.82	-25	Pass
3540	3549	1	CHP	3	3548.500	-51.97	-13	Pass
3549	3550	0.03	/	4	3549.130	-60.17	-13	Pass
3550	3650	0.03	/	/	/	/	/	/
3650	3651	0.03	/	5	3650.020	-40.61	-13	Pass
3651	3710	1	CHP	6	3651.505	-41.87	-13	Pass
3710	3720	1	CHP	7	3714.325	-51.70	-25	Pass
3720	3730	1	CHP	8	3724.090	-51.63	-40	Pass

n48_30kHz_SISO_NTNV_100MHz_DFT-s-OFDM PI/2 BPSK_3600MHz_Outer_Full_Ant1

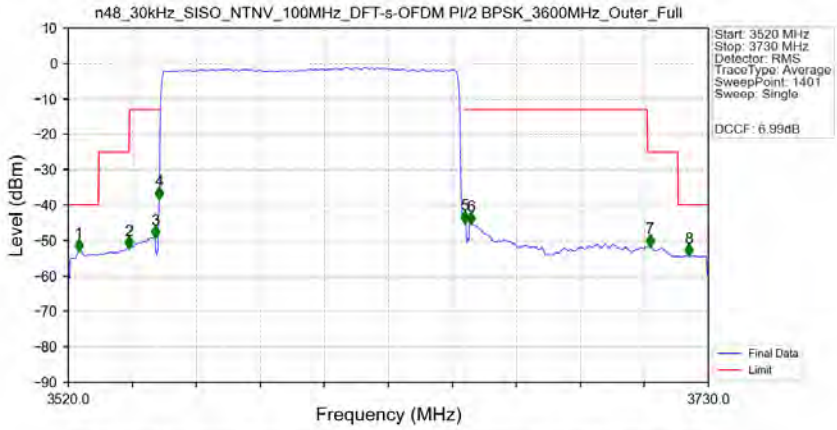

Start (MHz)	Stop (MHz)	RBW (MHz)	Method	Marker No.	Freq (MHz)	Level (dBm)	Limit (dBm)	Result
3520	3530	1	CHP	1	3523.450	-52.86	-40	Pass
3530	3540	1	CHP	2	3539.950	-52.04	-25	Pass
3540	3549	1	CHP	3	3548.500	-49.15	-13	Pass
3549	3550	1	CHP	4	3549.850	-38.07	-13	Pass
3550	3650	1	CHP	/	/	/	/	/
3650	3651	1	CHP	5	3650.050	-44.92	-13	Pass
3651	3710	1	CHP	6	3652.000	-45.27	-13	Pass
3710	3720	1	CHP	7	3710.800	-51.55	-25	Pass
3720	3730	1	CHP	8	3723.550	-54.19	-40	Pass

n48_30kHz_SISO_NTNV_100MHz_DFT-s-OFDM PI/2 BPSK_3624.99MHz_Edge_1RB_Left_Ant1

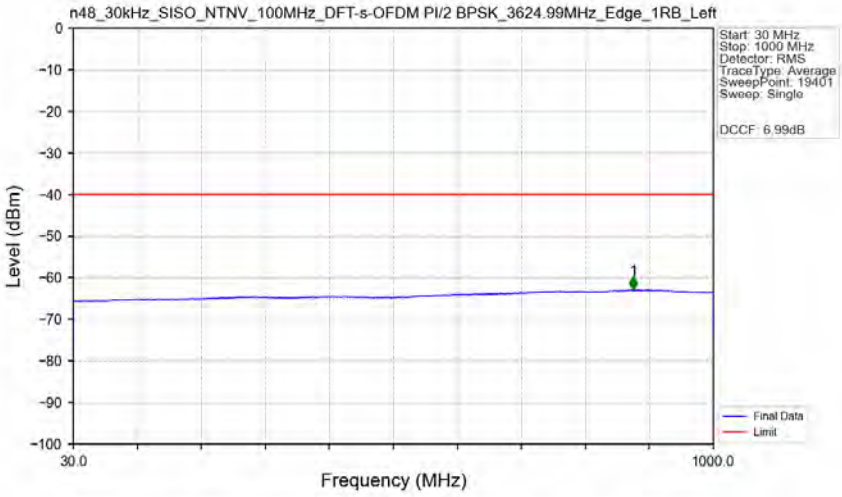

Start (MHz)	Stop (MHz)	RBW (MHz)	Method	Marker No.	Freq (MHz)	Level (dBm)	Limit (dBm)	Result
30	1000	1	CHP	1	878.800	-62.86	-40	Pass

n48_30kHz_SISO_NTNV_100MHz_DFT-s-OFDM PI/2 BPSK_3624.99MHz_Edge_1RB_Left_Ant1

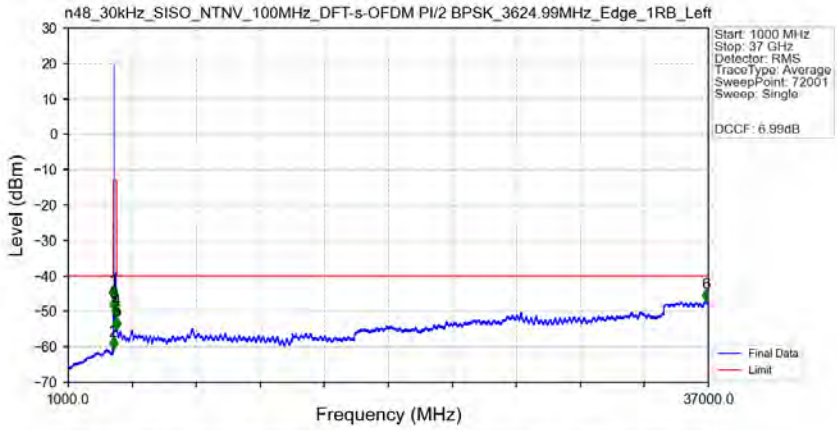

Start (MHz)	Stop (MHz)	RBW (MHz)	Method	Marker No.	Freq (MHz)	Level (dBm)	Limit (dBm)	Result
1000	3530	1	/	1	3527.000	-46.08	-40	Pass
3530	3540	1	/	2	3539.000	-60.54	-25	Pass
3540	3573.99	1	/	3	3569.500	-49.55	-13	Pass
3573.99	3679.99	1	/	/	/	/	/	/
3679.99	3710	1	/	4	3693.000	-51.55	-13	Pass
3710	3720	1	/	5	3713.500	-54.85	-25	Pass
3720	37000	1	/	6	36855.500	-47.10	-40	Pass

n48_30kHz_SISO_NTNV_100MHz_DFT-s-OFDM PI/2 BPSK_3649.98MHz_Edge_1RB_Left_Ant1

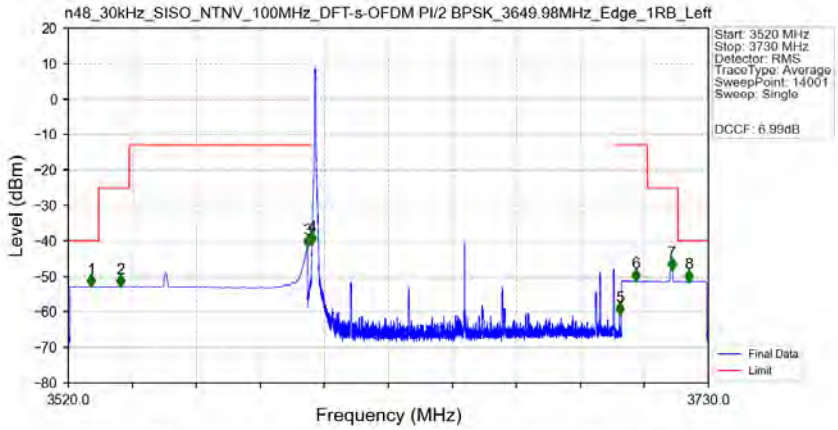

Start (MHz)	Stop (MHz)	RBW (MHz)	Method	Marker No.	Freq (MHz)	Level (dBm)	Limit (dBm)	Result
3520	3530	1	CHP	1	3527.485	-52.75	-40	Pass
3530	3540	1	CHP	2	3537.115	-52.73	-25	Pass
3540	3598.98	1	CHP	3	3598.480	-41.60	-13	Pass
3598.98	3599.98	0.03	/	4	3599.965	-40.73	-13	Pass
3599.98	3699.98	0.03	/	/	/	/	/	/
3699.98	3700.98	0.03	/	5	3700.855	-60.66	-13	Pass
3700.98	3710	1	CHP	6	3706.075	-51.16	-13	Pass
3710	3720	1	CHP	7	3718.015	-48.12	-25	Pass
3720	3730	1	CHP	8	3723.475	-51.36	-40	Pass

n48_30kHz_SISO_NTNV_100MHz_DFT-s-OFDM PI/2 BPSK_3649.98MHz_Edge_1RB_Right_Ant1

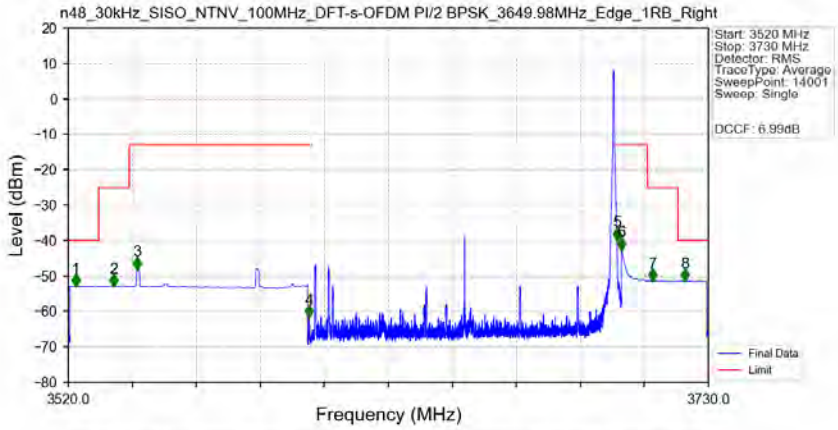

Start (MHz)	Stop (MHz)	RBW (MHz)	Method	Marker No.	Freq (MHz)	Level (dBm)	Limit (dBm)	Result
3520	3530	1	CHP	1	3522.460	-52.82	-40	Pass
3530	3540	1	CHP	2	3534.985	-52.74	-25	Pass
3540	3598.98	1	CHP	3	3542.605	-47.94	-13	Pass
3598.98	3599.98	0.03	/	4	3599.035	-61.51	-13	Pass
3599.98	3699.98	0.03	/	/	/	/	/	/
3699.98	3700.98	0.03	/	5	3699.985	-39.63	-13	Pass
3700.98	3710	1	CHP	6	3701.485	-42.42	-13	Pass
3710	3720	1	CHP	7	3711.730	-51.30	-25	Pass
3720	3730	1	CHP	8	3722.410	-51.34	-40	Pass

n48_30kHz_SISO_NTNV_100MHz_DFT-s-OFDM PI/2 BPSK_3649.98MHz_Edge_1RB_Right_Ant1

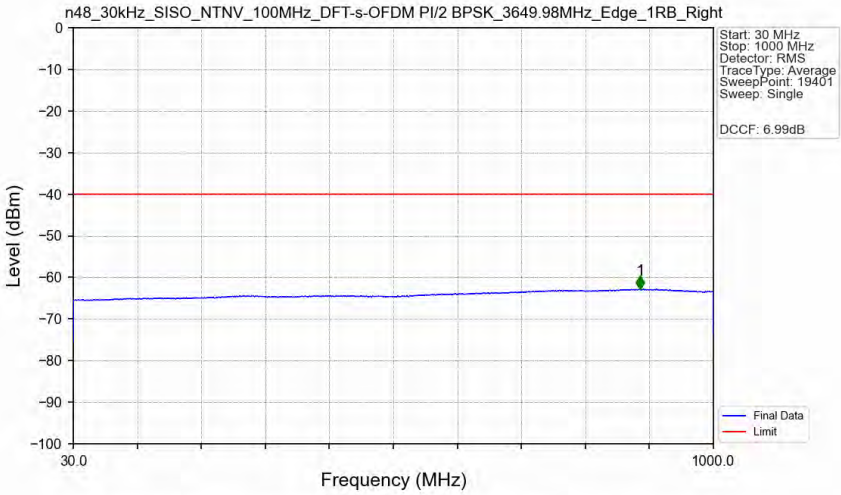

Start (MHz)	Stop (MHz)	RBW (MHz)	Method	Marker No.	Freq (MHz)	Level (dBm)	Limit (dBm)	Result
30	1000	1	CHP	1	889.250	-62.76	-40	Pass

n48_30kHz_SISO_NTNV_100MHz_DFT-s-OFDM PI/2 BPSK_3649.98MHz_Edge_1RB_Right_Ant1

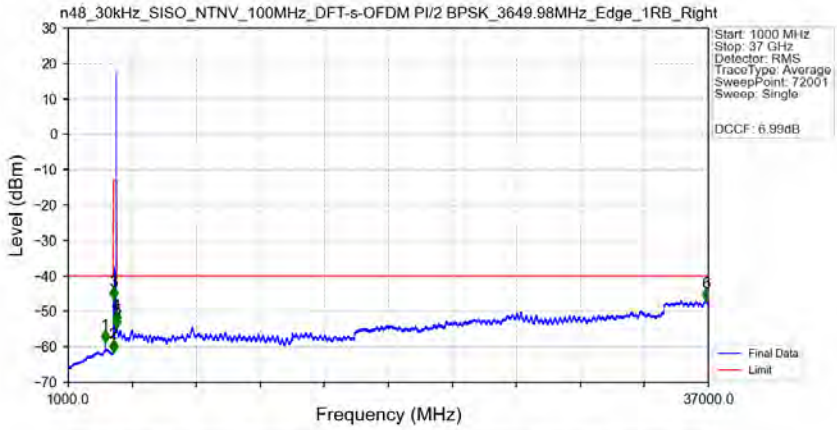

Start (MHz)	Stop (MHz)	RBW (MHz)	Method	Marker No.	Freq (MHz)	Level (dBm)	Limit (dBm)	Result
1000	3530	1	/	1	3075.000	-58.61	-40	Pass
3530	3540	1	/	2	3539.500	-61.25	-25	Pass
3540	3598.98	1	/	3	3543.000	-46.33	-13	Pass
3598.98	3704.98	1	/	/	/	/	/	/
3704.98	3710	1	/	4	3705.000	-53.16	-13	Pass
3710	3720	1	/	5	3710.500	-54.52	-25	Pass
3720	37000	1	/	6	36859.500	-46.82	-40	Pass

n48_30kHz_SISO_NTNV_100MHz_DFT-s-OFDM PI/2 BPSK_3649.98MHz_Outer_Full_Ant1

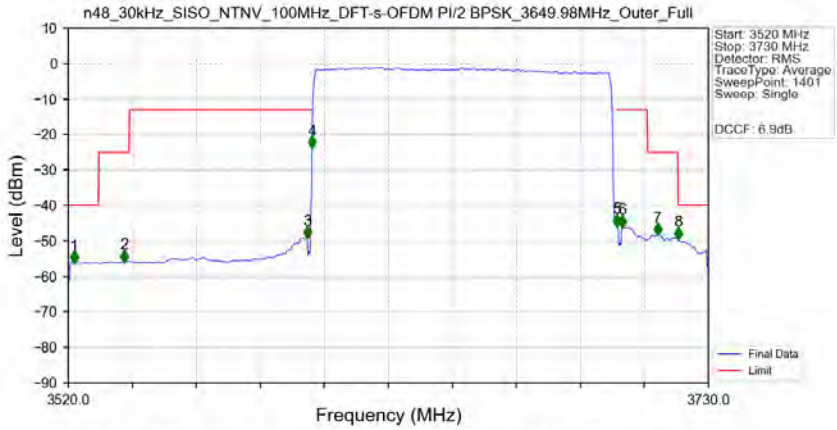

Start (MHz)	Stop (MHz)	RBW (MHz)	Method	Marker No.	Freq (MHz)	Level (dBm)	Limit (dBm)	Result
3520	3530	1	CHP	1	3521.950	-56.17	-40	Pass
3530	3540	1	CHP	2	3538.300	-55.82	-25	Pass
3540	3598.98	1	CHP	3	3598.450	-49.08	-13	Pass
3598.98	3599.98	1	CHP	4	3599.950	-23.71	-13	Pass
3599.98	3699.98	1	CHP	/	/	/	/	/
3699.98	3700.98	1	CHP	5	3700.000	-45.81	-13	Pass
3700.98	3710	1	CHP	6	3701.800	-45.97	-13	Pass
3710	3720	1	CHP	7	3713.350	-48.25	-25	Pass
3720	3730	1	CHP	8	3720.100	-49.41	-40	Pass

n48_30kHz_SISO_NTNV_100MHz_DFT-s-OFDM QPSK_3600MHz_Edge_1RB_Left_Ant1

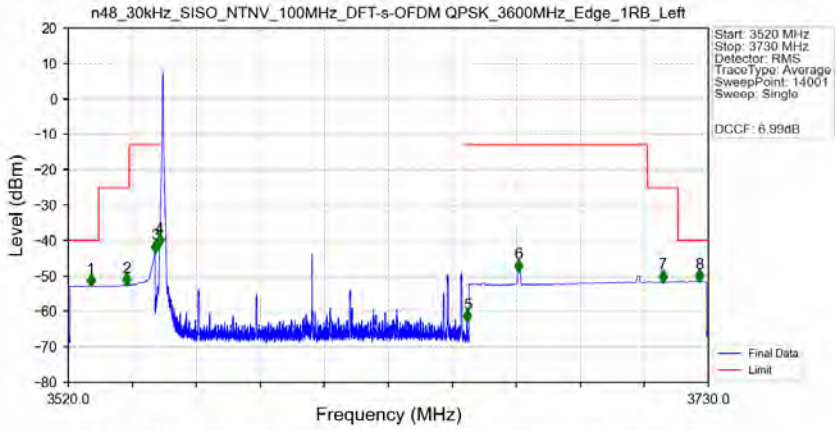

Start (MHz)	Stop (MHz)	RBW (MHz)	Method	Marker No.	Freq (MHz)	Level (dBm)	Limit (dBm)	Result
3520	3530	1	CHP	1	3527.455	-52.73	-40	Pass
3530	3540	1	CHP	2	3539.185	-52.52	-25	Pass
3540	3549	1	CHP	3	3548.500	-43.24	-13	Pass
3549	3550	0.03	/	4	3549.985	-41.51	-13	Pass
3550	3650	0.03	/	/	/	/	/	/
3650	3651	0.03	/	5	3650.935	-62.76	-13	Pass
3651	3710	1	CHP	6	3667.615	-48.60	-13	Pass
3710	3720	1	CHP	7	3714.985	-51.60	-25	Pass
3720	3730	1	CHP	8	3726.910	-51.43	-40	Pass

n48_30kHz_SISO_NTNV_100MHz_DFT-s-OFDM QPSK_3600MHz_Edge_1RB_Left_Ant1

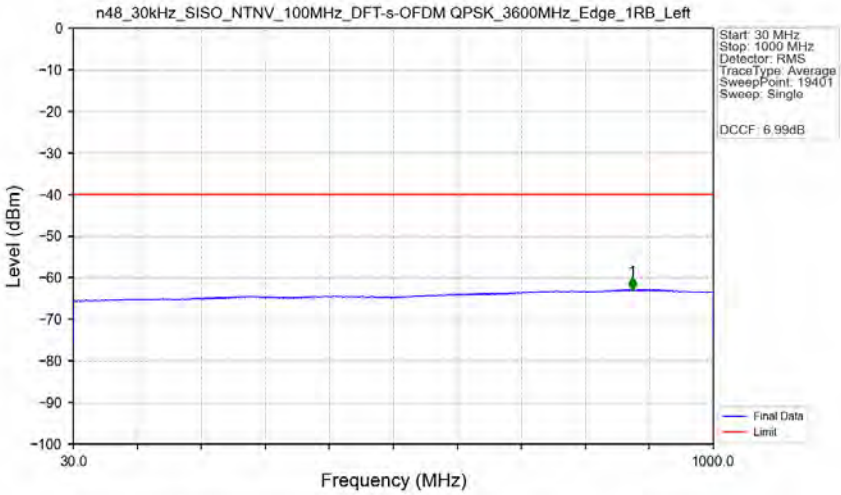

Start (MHz)	Stop (MHz)	RBW (MHz)	Method	Marker No.	Freq (MHz)	Level (dBm)	Limit (dBm)	Result
30	1000	1	CHP	1	877.050	-62.89	-40	Pass

n48_30kHz_SISO_NTNV_100MHz_DFT-s-OFDM QPSK_3600MHz_Edge_1RB_Left_Ant1

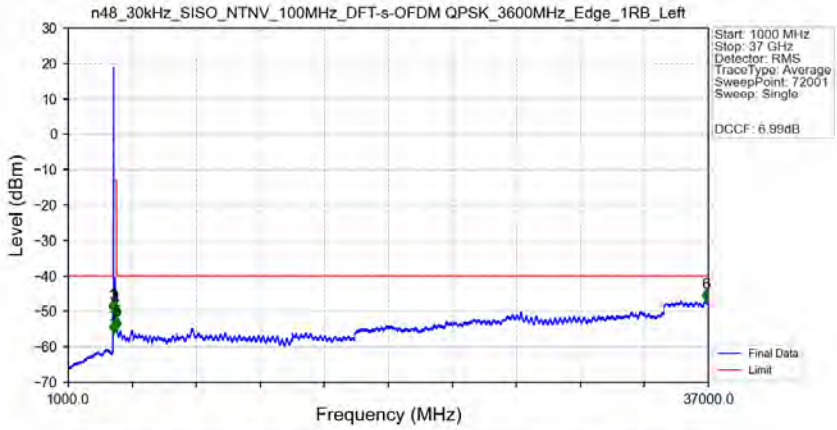

Start (MHz)	Stop (MHz)	RBW (MHz)	Method	Marker No.	Freq (MHz)	Level (dBm)	Limit (dBm)	Result
1000	3530	1	/	1	3502.000	-50.06	-40	Pass
3530	3540	1	/	2	3540.000	-56.08	-25	Pass
3540	3549	1	/	3	3543.500	-50.31	-13	Pass
3549	3655	1	/	/	/	/	/	/
3655	3710	1	/	4	3668.000	-51.20	-13	Pass
3710	3720	1	/	5	3717.500	-54.82	-25	Pass
3720	37000	1	/	6	36864.500	-47.01	-40	Pass

n48_30kHz_SISO_NTNV_100MHz_DFT-s-OFDM QPSK_3600MHz_Edge_1RB_Right_Ant1

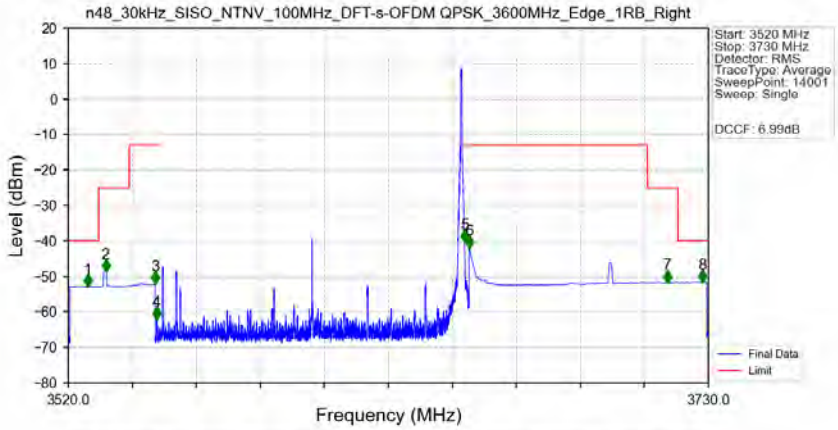

Start (MHz)	Stop (MHz)	RBW (MHz)	Method	Marker No.	Freq (MHz)	Level (dBm)	Limit (dBm)	Result
3520	3530	1	CHP	1	3526.450	-52.75	-40	Pass
3530	3540	1	CHP	2	3532.300	-48.49	-25	Pass
3540	3549	1	CHP	3	3548.500	-51.94	-13	Pass
3549	3550	0.03	/	4	3549.010	-61.92	-13	Pass
3550	3650	0.03	/	/	/	/	/	/
3650	3651	0.03	/	5	3650.005	-40.15	-13	Pass
3651	3710	1	CHP	6	3651.505	-41.90	-13	Pass
3710	3720	1	CHP	7	3716.500	-51.61	-25	Pass
3720	3730	1	CHP	8	3727.990	-51.54	-40	Pass

n48_30kHz_SISO_NTNV_100MHz_DFT-s-OFDM QPSK_3600MHz_Outer_Full_Ant1

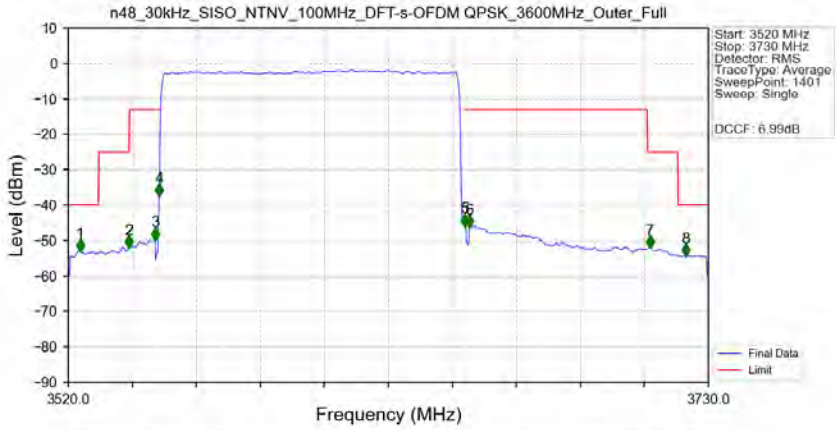

Start (MHz)	Stop (MHz)	RBW (MHz)	Method	Marker No.	Freq (MHz)	Level (dBm)	Limit (dBm)	Result
3520	3530	1	CHP	1	3523.900	-52.83	-40	Pass
3530	3540	1	CHP	2	3539.950	-51.80	-25	Pass
3540	3549	1	CHP	3	3548.500	-49.62	-13	Pass
3549	3550	1	CHP	4	3549.850	-37.24	-13	Pass
3550	3650	1	CHP	/	/	/	/	/
3650	3651	1	CHP	5	3650.050	-45.75	-13	Pass
3651	3710	1	CHP	6	3651.550	-46.08	-13	Pass
3710	3720	1	CHP	7	3710.800	-51.88	-25	Pass
3720	3730	1	CHP	8	3722.650	-54.21	-40	Pass

n48_30kHz_SISO_NTNV_100MHz_DFT-s-OFDM QPSK_3624.99MHz_Edge_1RB_Left_Ant1

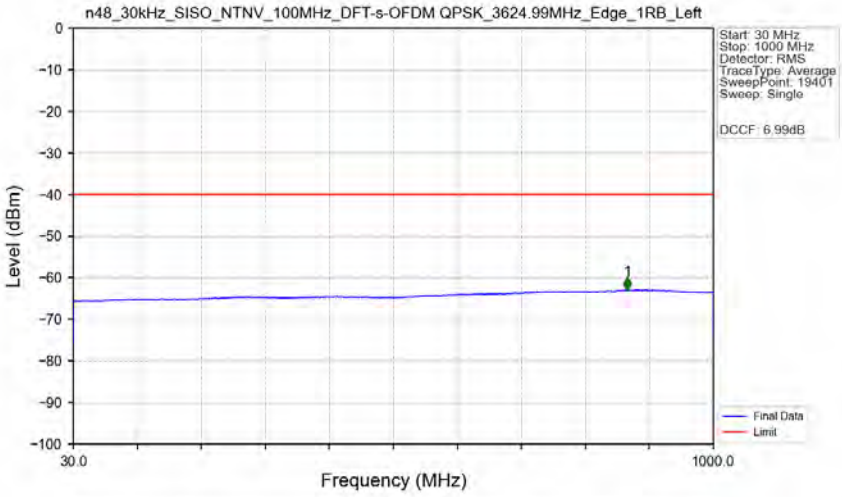

Start (MHz)	Stop (MHz)	RBW (MHz)	Method	Marker No.	Freq (MHz)	Level (dBm)	Limit (dBm)	Result
30	1000	1	CHP	1	869.850	-62.92	-40	Pass

n48_30kHz_SISO_NTNV_100MHz_DFT-s-OFDM QPSK_3624.99MHz_Edge_1RB_Left_Ant1

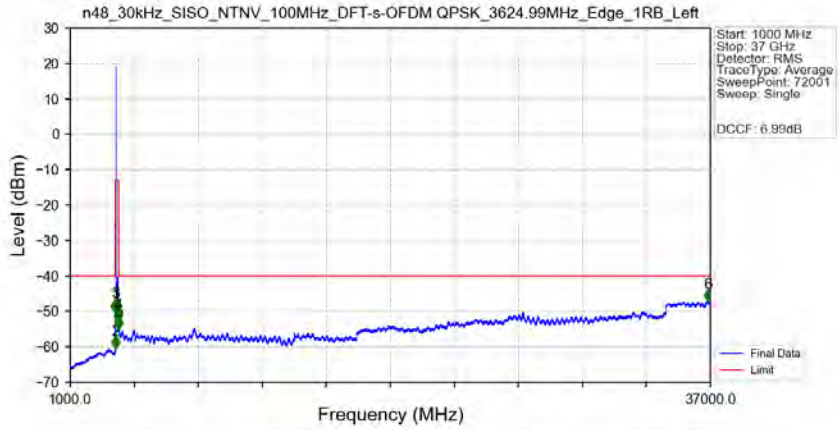

Start (MHz)	Stop (MHz)	RBW (MHz)	Method	Marker No.	Freq (MHz)	Level (dBm)	Limit (dBm)	Result
1000	3530	1	/	1	3527.000	-50.00	-40	Pass
3530	3540	1	/	2	3540.000	-60.30	-25	Pass
3540	3573.99	1	/	3	3569.500	-49.68	-13	Pass
3573.99	3679.99	1	/	/	/	/	/	/
3679.99	3710	1	/	4	3693.000	-52.85	-13	Pass
3710	3720	1	/	5	3718.000	-54.76	-25	Pass
3720	37000	1	/	6	36855.000	-46.98	-40	Pass

n48_30kHz_SISO_NTNV_100MHz_DFT-s-OFDM QPSK_3649.98MHz_Edge_1RB_Left_Ant1

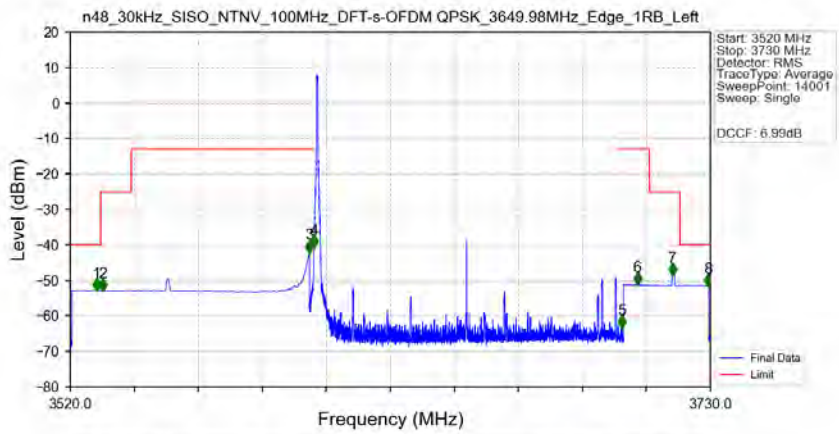

Start (MHz)	Stop (MHz)	RBW (MHz)	Method	Marker No.	Freq (MHz)	Level (dBm)	Limit (dBm)	Result
3520	3530	1	CHP	1	3528.670	-52.74	-40	Pass
3530	3540	1	CHP	2	3530.650	-52.82	-25	Pass
3540	3598.98	1	CHP	3	3598.480	-42.00	-13	Pass
3598.98	3599.98	0.03	/	4	3599.965	-40.55	-13	Pass
3599.98	3699.98	0.03	/	/	/	/	/	/
3699.98	3700.98	0.03	/	5	3700.930	-63.31	-13	Pass
3700.98	3710	1	CHP	6	3706.060	-51.06	-13	Pass
3710	3720	1	CHP	7	3717.565	-48.45	-25	Pass
3720	3730	1	CHP	8	3729.310	-51.42	-40	Pass

n48_30kHz_SISO_NTNV_100MHz_DFT-s-OFDM QPSK_3649.98MHz_Edge_1RB_Right_Ant1

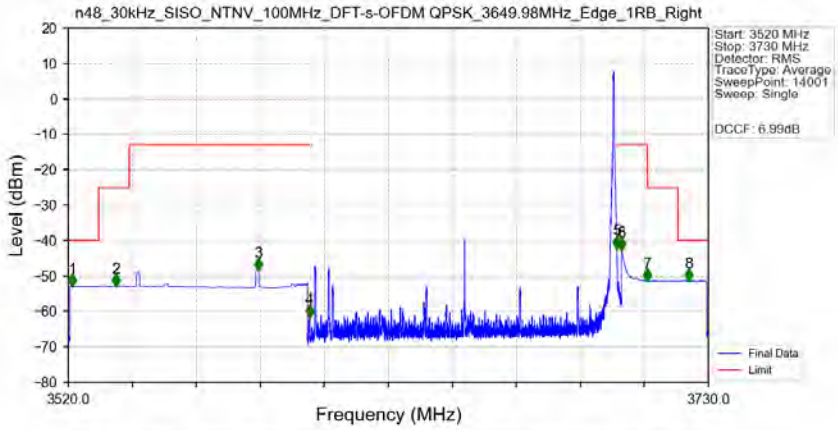

Start (MHz)	Stop (MHz)	RBW (MHz)	Method	Marker No.	Freq (MHz)	Level (dBm)	Limit (dBm)	Result
3520	3530	1	CHP	1	3521.260	-52.82	-40	Pass
3530	3540	1	CHP	2	3535.735	-52.77	-25	Pass
3540	3598.98	1	CHP	3	3582.280	-48.25	-13	Pass
3598.98	3599.98	0.03	/	4	3599.095	-61.40	-13	Pass
3599.98	3699.98	0.03	/	/	/	/	/	/
3699.98	3700.98	0.03	/	5	3699.985	-41.99	-13	Pass
3700.98	3710	1	CHP	6	3701.485	-42.55	-13	Pass
3710	3720	1	CHP	7	3710.005	-51.34	-25	Pass
3720	3730	1	CHP	8	3723.610	-51.32	-40	Pass

n48_30kHz_SISO_NTNV_100MHz_DFT-s-OFDM QPSK_3649.98MHz_Edge_1RB_Right_Ant1

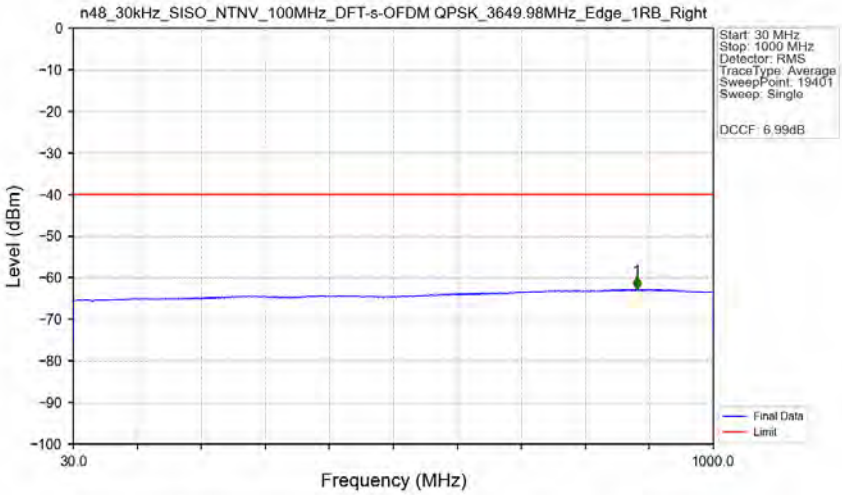

Start (MHz)	Stop (MHz)	RBW (MHz)	Method	Marker No.	Freq (MHz)	Level (dBm)	Limit (dBm)	Result
30	1000	1	CHP	1	883.850	-62.80	-40	Pass

n48_30kHz_SISO_NTNV_100MHz_DFT-s-OFDM QPSK_3649.98MHz_Edge_1RB_Right_Ant1

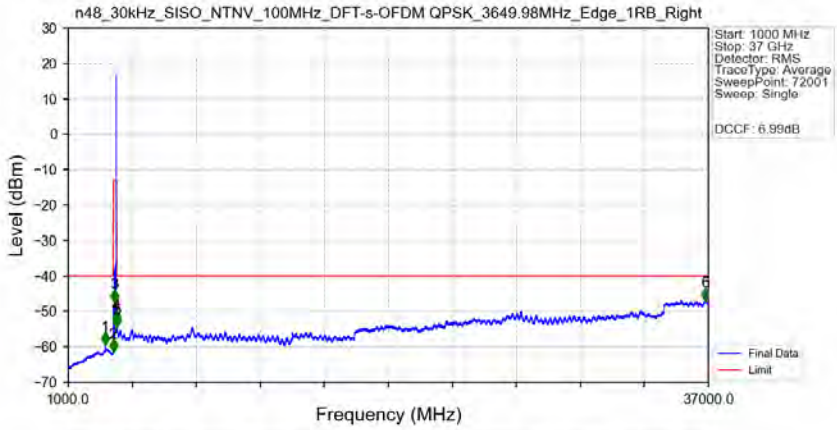

Start (MHz)	Stop (MHz)	RBW (MHz)	Method	Marker No.	Freq (MHz)	Level (dBm)	Limit (dBm)	Result
1000	3530	1	/	1	3075.000	-59.22	-40	Pass
3530	3540	1	/	2	3539.000	-61.21	-25	Pass
3540	3598.98	1	/	3	3582.000	-47.14	-13	Pass
3598.98	3704.98	1	/	/	/	/	/	/
3704.98	3710	1	/	4	3705.000	-53.12	-13	Pass
3710	3720	1	/	5	3711.000	-54.33	-25	Pass
3720	37000	1	/	6	36822.500	-46.73	-40	Pass

n48_30kHz_SISO_NTNV_100MHz_DFT-s-OFDM QPSK_3649.98MHz_Outer_Full_Ant1

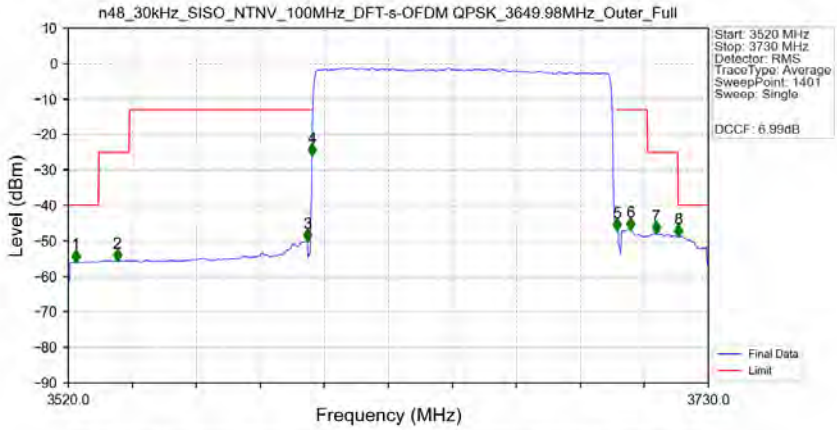

Start (MHz)	Stop (MHz)	RBW (MHz)	Method	Marker No.	Freq (MHz)	Level (dBm)	Limit (dBm)	Result
3520	3530	1	CHP	1	3522.400	-55.85	-40	Pass
3530	3540	1	CHP	2	3536.050	-55.48	-25	Pass
3540	3598.98	1	CHP	3	3598.450	-49.88	-13	Pass
3598.98	3599.98	1	CHP	4	3599.950	-25.86	-13	Pass
3599.98	3699.98	1	CHP	/	/	/	/	/
3699.98	3700.98	1	CHP	5	3700.000	-46.92	-13	Pass
3700.98	3710	1	CHP	6	3704.500	-46.80	-13	Pass
3710	3720	1	CHP	7	3712.750	-47.85	-25	Pass
3720	3730	1	CHP	8	3720.100	-48.65	-40	Pass

n48_30kHz_SISO_NTNV_100MHz_CP-OFDM QPSK_3600MHz_Edge_1RB_Left_Ant1

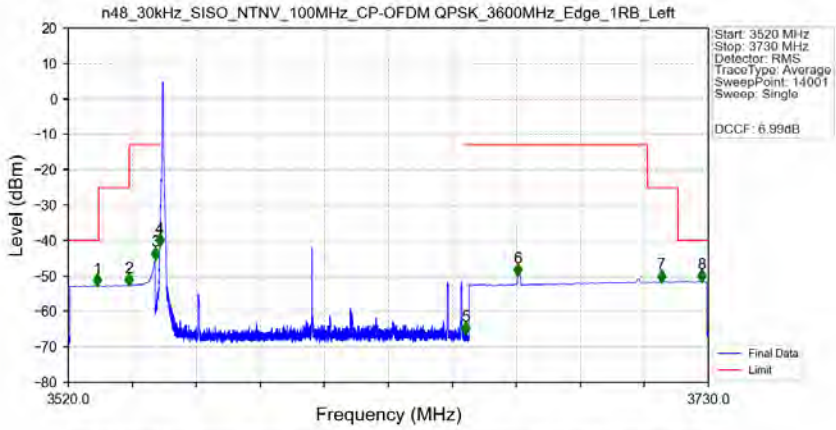

Start (MHz)	Stop (MHz)	RBW (MHz)	Method	Marker No.	Freq (MHz)	Level (dBm)	Limit (dBm)	Result
3520	3530	1	CHP	1	3529.510	-52.76	-40	Pass
3530	3540	1	CHP	2	3539.980	-52.48	-25	Pass
3540	3549	1	CHP	3	3548.500	-45.21	-13	Pass
3549	3550	0.03	/	4	3549.985	-41.37	-13	Pass
3550	3650	0.03	/	/	/	/	/	/
3650	3651	0.03	/	5	3650.275	-66.23	-13	Pass
3651	3710	1	CHP	6	3667.555	-49.77	-13	Pass
3710	3720	1	CHP	7	3714.595	-51.58	-25	Pass
3720	3730	1	CHP	8	3727.870	-51.52	-40	Pass

n48_30kHz_SISO_NTNV_100MHz_CP-OFDM QPSK_3600MHz_Edge_1RB_Left_Ant1

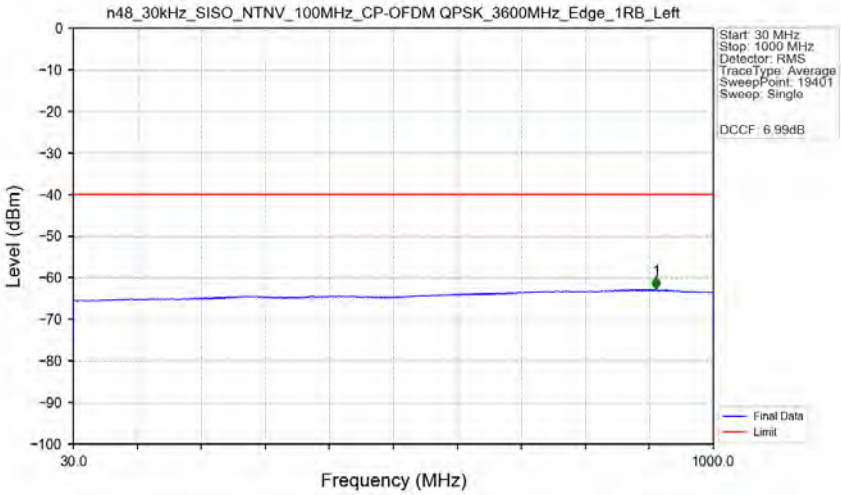

Start (MHz)	Stop (MHz)	RBW (MHz)	Method	Marker No.	Freq (MHz)	Level (dBm)	Limit (dBm)	Result
30	1000	1	CHP	1	913.250	-62.76	-40	Pass

n48_30kHz_SISO_NTNV_100MHz_CP-OFDM QPSK_3600MHz_Edge_1RB_Left_Ant1

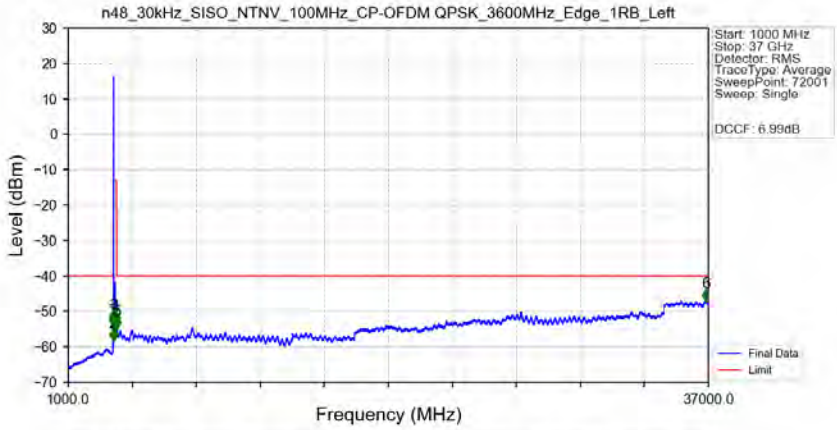

Start (MHz)	Stop (MHz)	RBW (MHz)	Method	Marker No.	Freq (MHz)	Level (dBm)	Limit (dBm)	Result
1000	3530	1	/	1	3502.500	-53.93	-40	Pass
3530	3540	1	/	2	3539.000	-58.19	-25	Pass
3540	3549	1	/	3	3544.000	-52.82	-13	Pass
3549	3655	1	/	/	/	/	/	/
3655	3710	1	/	4	3668.000	-53.46	-13	Pass
3710	3720	1	/	5	3718.000	-54.67	-25	Pass
3720	37000	1	/	6	36854.500	-46.90	-40	Pass

n48_30kHz_SISO_NTNV_100MHz_CP-OFDM QPSK_3600MHz_Edge_1RB_Right_Ant1

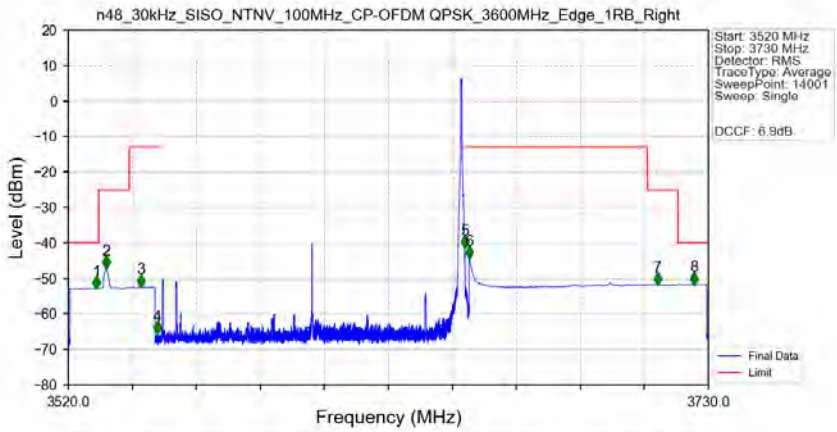

Start (MHz)	Stop (MHz)	RBW (MHz)	Method	Marker No.	Freq (MHz)	Level (dBm)	Limit (dBm)	Result
3520	3530	1	CHP	1	3529.300	-52.72	-40	Pass
3530	3540	1	CHP	2	3532.480	-46.96	-25	Pass
3540	3549	1	CHP	3	3543.730	-52.26	-13	Pass
3549	3550	0.03	/	4	3549.235	-65.42	-13	Pass
3550	3650	0.03	/	/	/	/	/	/
3650	3651	0.03	/	5	3650.005	-41.23	-13	Pass
3651	3710	1	CHP	6	3651.505	-44.20	-13	Pass
3710	3720	1	CHP	7	3713.410	-51.67	-25	Pass
3720	3730	1	CHP	8	3725.335	-51.59	-40	Pass

n48_30kHz_SISO_NTNV_100MHz_CP-OFDM QPSK_3600MHz_Outer_Full_Ant1

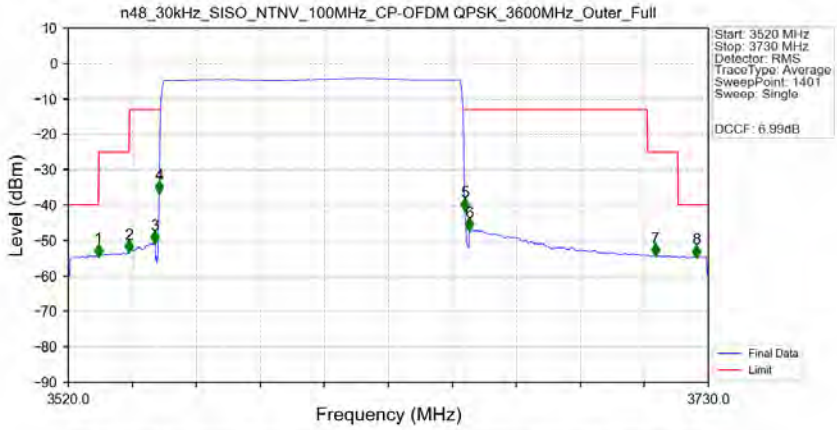

Start (MHz)	Stop (MHz)	RBW (MHz)	Method	Marker No.	Freq (MHz)	Level (dBm)	Limit (dBm)	Result
3520	3530	1	CHP	1	3529.900	-54.32	-40	Pass
3530	3540	1	CHP	2	3539.950	-53.17	-25	Pass
3540	3549	1	CHP	3	3548.350	-50.58	-13	Pass
3549	3550	1	CHP	4	3549.850	-36.40	-13	Pass
3550	3650	1	CHP	/	/	/	/	/
3650	3651	1	CHP	5	3650.050	-41.26	-13	Pass
3651	3710	1	CHP	6	3651.550	-47.02	-13	Pass
3710	3720	1	CHP	7	3712.600	-54.17	-25	Pass
3720	3730	1	CHP	8	3726.100	-54.57	-40	Pass

n48_30kHz_SISO_NTNV_100MHz_CP-OFDM QPSK_3624.99MHz_Edge_1RB_Left_Ant1

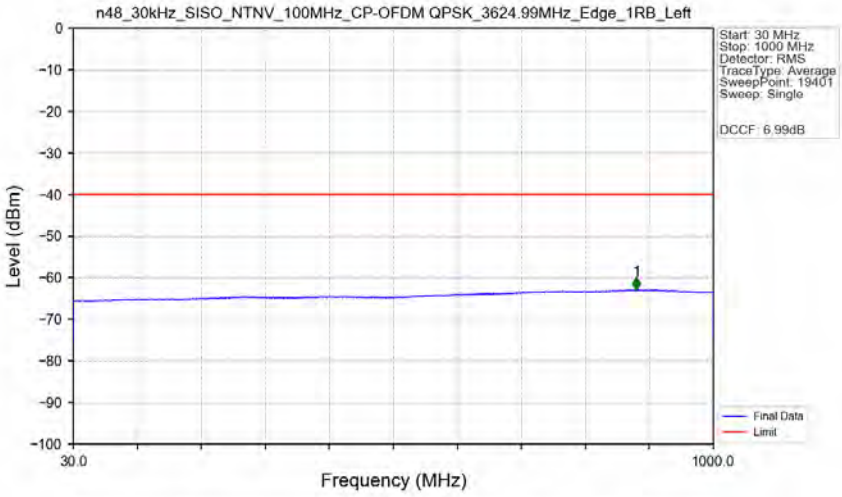

Start (MHz)	Stop (MHz)	RBW (MHz)	Method	Marker No.	Freq (MHz)	Level (dBm)	Limit (dBm)	Result
30	1000	1	CHP	1	883.600	-62.91	-40	Pass

n48_30kHz_SISO_NTNV_100MHz_CP-OFDM QPSK_3624.99MHz_Edge_1RB_Left_Ant1

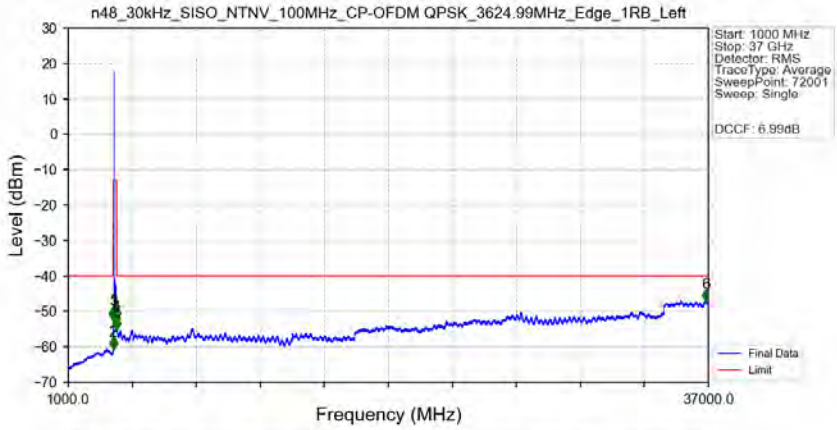

Start (MHz)	Stop (MHz)	RBW (MHz)	Method	Marker No.	Freq (MHz)	Level (dBm)	Limit (dBm)	Result
1000	3530	1	/	1	3527.000	-52.06	-40	Pass
3530	3540	1	/	2	3539.500	-60.47	-25	Pass
3540	3573.99	1	/	3	3569.000	-51.83	-13	Pass
3573.99	3679.99	1	/	/	/	/	/	/
3679.99	3710	1	/	4	3693.000	-53.50	-13	Pass
3710	3720	1	/	5	3719.000	-54.96	-25	Pass
3720	37000	1	/	6	36858.500	-47.02	-40	Pass

n48_30kHz_SISO_NTNV_100MHz_CP-OFDM QPSK_3649.98MHz_Edge_1RB_Left_Ant1

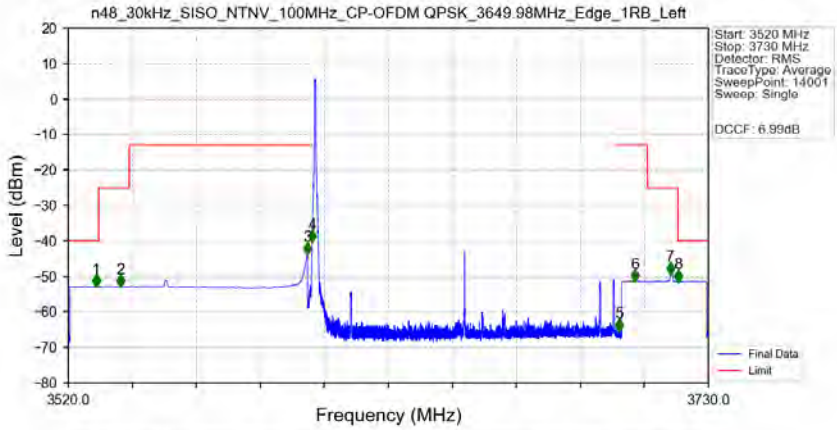

Start (MHz)	Stop (MHz)	RBW (MHz)	Method	Marker No.	Freq (MHz)	Level (dBm)	Limit (dBm)	Result
3520	3530	1	CHP	1	3529.120	-52.81	-40	Pass
3530	3540	1	CHP	2	3537.175	-52.77	-25	Pass
3540	3598.98	1	CHP	3	3598.480	-43.68	-13	Pass
3598.98	3599.98	0.03	/	4	3599.965	-40.16	-13	Pass
3599.98	3699.98	0.03	/	/	/	/	/	/
3699.98	3700.98	0.03	/	5	3700.750	-65.26	-13	Pass
3700.98	3710	1	CHP	6	3705.925	-51.30	-13	Pass
3710	3720	1	CHP	7	3717.595	-49.24	-25	Pass
3720	3730	1	CHP	8	3720.175	-51.39	-40	Pass

n48_30kHz_SISO_NTNV_100MHz_CP-OFDM QPSK_3649.98MHz_Edge_1RB_Right_Ant1

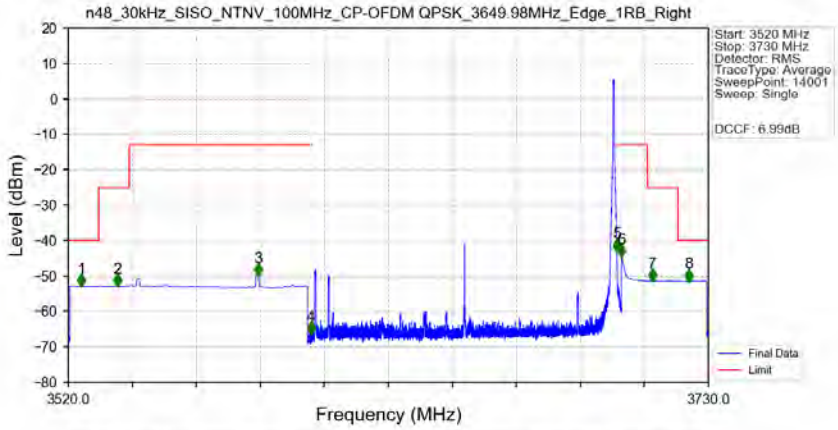

Start (MHz)	Stop (MHz)	RBW (MHz)	Method	Marker No.	Freq (MHz)	Level (dBm)	Limit (dBm)	Result
3520	3530	1	CHP	1	3524.335	-52.81	-40	Pass
3530	3540	1	CHP	2	3536.125	-52.79	-25	Pass
3540	3598.98	1	CHP	3	3582.340	-49.72	-13	Pass
3598.98	3599.98	0.03	/	4	3599.695	-66.22	-13	Pass
3599.98	3699.98	0.03	/	/	/	/	/	/
3699.98	3700.98	0.03	/	5	3699.985	-42.85	-13	Pass
3700.98	3710	1	CHP	6	3701.485	-44.37	-13	Pass
3710	3720	1	CHP	7	3711.565	-51.26	-25	Pass
3720	3730	1	CHP	8	3723.595	-51.35	-40	Pass

n48_30kHz_SISO_NTNV_100MHz_CP-OFDM QPSK_3649.98MHz_Edge_1RB_Right_Ant1

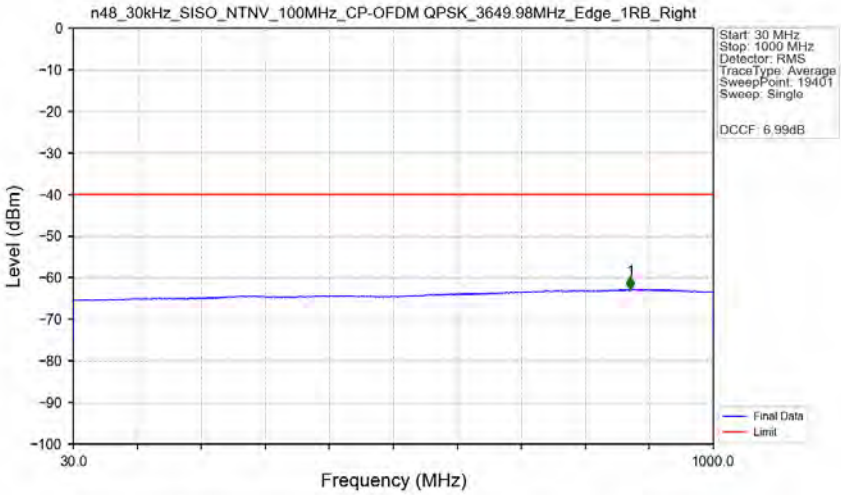

Start (MHz)	Stop (MHz)	RBW (MHz)	Method	Marker No.	Freq (MHz)	Level (dBm)	Limit (dBm)	Result
30	1000	1	CHP	1	874.100	-62.79	-40	Pass

n48_30kHz_SISO_NTNV_100MHz_CP-OFDM QPSK_3649.98MHz_Edge_1RB_Right_Ant1

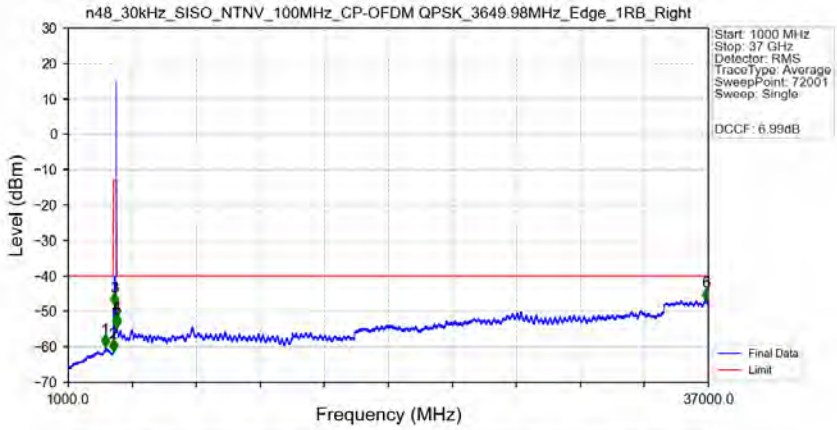

Start (MHz)	Stop (MHz)	RBW (MHz)	Method	Marker No.	Freq (MHz)	Level (dBm)	Limit (dBm)	Result
1000	3530	1	/	1	3075.000	-59.81	-40	Pass
3530	3540	1	/	2	3539.000	-61.18	-25	Pass
3540	3598.98	1	/	3	3582.000	-48.07	-13	Pass
3598.98	3704.98	1	/	/	/	/	/	/
3704.98	3710	1	/	4	3705.500	-53.75	-13	Pass
3710	3720	1	/	5	3718.000	-54.40	-25	Pass
3720	37000	1	/	6	36854.000	-46.71	-40	Pass

n48_30kHz_SISO_NTNV_100MHz_CP-OFDM QPSK_3649.98MHz_Outer_Full_Ant1

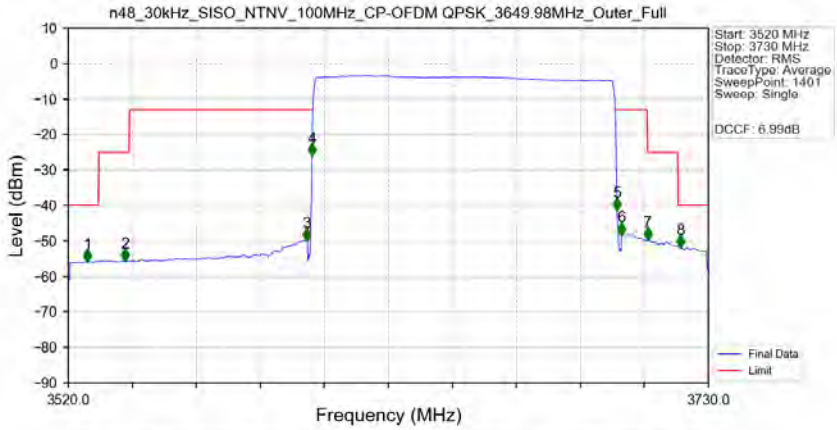

Start (MHz)	Stop (MHz)	RBW (MHz)	Method	Marker No.	Freq (MHz)	Level (dBm)	Limit (dBm)	Result
3520	3530	1	CHP	1	3526.300	-55.76	-40	Pass
3530	3540	1	CHP	2	3538.600	-55.56	-25	Pass
3540	3598.98	1	CHP	3	3598.300	-49.66	-13	Pass
3598.98	3599.98	1	CHP	4	3599.950	-25.77	-13	Pass
3599.98	3699.98	1	CHP	/	/	/	/	/
3699.98	3700.98	1	CHP	5	3700.000	-41.17	-13	Pass
3700.98	3710	1	CHP	6	3701.500	-48.14	-13	Pass
3710	3720	1	CHP	7	3710.050	-49.56	-25	Pass
3720	3730	1	CHP	8	3720.700	-51.65	-40	Pass

6. Adjacent Channel Leakage Ratio

6.1 Test Result

6.1.1 30k_SISO_10MHz_NTNV

5G NR n48 SCS=30kHz SISO 10MHz NTNV					
Modulation	Frequency (MHz)	RB Allocation	Adjacent Channel Leakage Ratio		Verdict
			Result	Limit	
DFT-s-OFDM PI/2 BPSK	3555	Outer_Full	Refer To Test Graph		Pass
		Edge_1RB_Left	Refer To Test Graph		Pass
		Edge_1RB_Right	Refer To Test Graph		Pass
	3624.99	Outer_Full	Refer To Test Graph		Pass
		Edge_1RB_Left	Refer To Test Graph		Pass
		Edge_1RB_Right	Refer To Test Graph		Pass
	3694.98	Outer_Full	Refer To Test Graph		Pass
		Edge_1RB_Left	Refer To Test Graph		Pass
		Edge_1RB_Right	Refer To Test Graph		Pass
DFT-s-OFDM QPSK	3555	Outer_Full	Refer To Test Graph		Pass
		Edge_1RB_Left	Refer To Test Graph		Pass
		Edge_1RB_Right	Refer To Test Graph		Pass
	3624.99	Outer_Full	Refer To Test Graph		Pass
		Edge_1RB_Left	Refer To Test Graph		Pass
		Edge_1RB_Right	Refer To Test Graph		Pass
	3694.98	Outer_Full	Refer To Test Graph		Pass
		Edge_1RB_Left	Refer To Test Graph		Pass
		Edge_1RB_Right	Refer To Test Graph		Pass
DFT-s-OFDM 16 QAM	3555	Outer_Full	Refer To Test Graph		Pass
		Edge_1RB_Left	Refer To Test Graph		Pass
		Edge_1RB_Right	Refer To Test Graph		Pass
	3624.99	Outer_Full	Refer To Test Graph		Pass
		Edge_1RB_Left	Refer To Test Graph		Pass
		Edge_1RB_Right	Refer To Test Graph		Pass
	3694.98	Outer_Full	Refer To Test Graph		Pass
		Edge_1RB_Left	Refer To Test Graph		Pass
		Edge_1RB_Right	Refer To Test Graph		Pass
DFT-s-OFDM 64 QAM	3555	Outer_Full	Refer To Test Graph		Pass
		Edge_1RB_Left	Refer To Test Graph		Pass
		Edge_1RB_Right	Refer To Test Graph		Pass
	3624.99	Outer_Full	Refer To Test Graph		Pass
		Edge_1RB_Left	Refer To Test Graph		Pass
		Edge_1RB_Right	Refer To Test Graph		Pass
	3694.98	Outer_Full	Refer To Test Graph		Pass
		Edge_1RB_Left	Refer To Test Graph		Pass
		Edge_1RB_Right	Refer To Test Graph		Pass
DFT-s-OFDM 256 QAM	3555	Outer_Full	Refer To Test Graph		Pass
		Edge_1RB_Left	Refer To Test Graph		Pass
		Edge_1RB_Right	Refer To Test Graph		Pass
	3624.99	Outer_Full	Refer To Test Graph		Pass
		Edge_1RB_Left	Refer To Test Graph		Pass
		Edge_1RB_Right	Refer To Test Graph		Pass
	3694.98	Outer_Full	Refer To Test Graph		Pass
		Edge_1RB_Left	Refer To Test Graph		Pass
		Edge_1RB_Right	Refer To Test Graph		Pass
CP-OFDM QPSK	3555	Outer_Full	Refer To Test Graph		Pass
		Edge_1RB_Left	Refer To Test Graph		Pass

		Edge_1RB_Right	Refer To Test Graph	Pass
	3624.99	Outer_Full	Refer To Test Graph	Pass
		Edge_1RB_Left	Refer To Test Graph	Pass
		Edge_1RB_Right	Refer To Test Graph	Pass
	3694.98	Outer_Full	Refer To Test Graph	Pass
		Edge_1RB_Left	Refer To Test Graph	Pass
		Edge_1RB_Right	Refer To Test Graph	Pass
CP-OFDM 16 QAM	3555	Outer_Full	Refer To Test Graph	Pass
		Edge_1RB_Left	Refer To Test Graph	Pass
		Edge_1RB_Right	Refer To Test Graph	Pass
	3624.99	Outer_Full	Refer To Test Graph	Pass
		Edge_1RB_Left	Refer To Test Graph	Pass
		Edge_1RB_Right	Refer To Test Graph	Pass
	3694.98	Outer_Full	Refer To Test Graph	Pass
		Edge_1RB_Left	Refer To Test Graph	Pass
		Edge_1RB_Right	Refer To Test Graph	Pass
CP-OFDM 64 QAM	3555	Outer_Full	Refer To Test Graph	Pass
		Edge_1RB_Left	Refer To Test Graph	Pass
		Edge_1RB_Right	Refer To Test Graph	Pass
	3624.99	Outer_Full	Refer To Test Graph	Pass
		Edge_1RB_Left	Refer To Test Graph	Pass
		Edge_1RB_Right	Refer To Test Graph	Pass
	3694.98	Outer_Full	Refer To Test Graph	Pass
		Edge_1RB_Left	Refer To Test Graph	Pass
		Edge_1RB_Right	Refer To Test Graph	Pass
CP-OFDM 256 QAM	3555	Outer_Full	Refer To Test Graph	Pass
		Edge_1RB_Left	Refer To Test Graph	Pass
		Edge_1RB_Right	Refer To Test Graph	Pass
	3624.99	Outer_Full	Refer To Test Graph	Pass
		Edge_1RB_Left	Refer To Test Graph	Pass
		Edge_1RB_Right	Refer To Test Graph	Pass
	3694.98	Outer_Full	Refer To Test Graph	Pass
		Edge_1RB_Left	Refer To Test Graph	Pass
		Edge_1RB_Right	Refer To Test Graph	Pass

6.1.2 30k_SISO_15MHz_NTNV

5G NR n48 SCS=30kHz SISO 15MHz NTNV					
Modulation	Frequency (MHz)	RB Allocation	Adjacent Channel Leakage Ratio		Verdict
			Result	Limit	
DFT-s-OFDM PI/2 BPSK	3557.52	Outer_Full	Refer To Test Graph		Pass
		Edge_1RB_Left	Refer To Test Graph		Pass
		Edge_1RB_Right	Refer To Test Graph		Pass
	3624.99	Outer_Full	Refer To Test Graph		Pass
		Edge_1RB_Left	Refer To Test Graph		Pass
		Edge_1RB_Right	Refer To Test Graph		Pass
	3692.49	Outer_Full	Refer To Test Graph		Pass
		Edge_1RB_Left	Refer To Test Graph		Pass
		Edge_1RB_Right	Refer To Test Graph		Pass
DFT-s-OFDM QPSK	3557.52	Outer_Full	Refer To Test Graph		Pass
		Edge_1RB_Left	Refer To Test Graph		Pass
		Edge_1RB_Right	Refer To Test Graph		Pass
	3624.99	Outer_Full	Refer To Test Graph		Pass
		Edge_1RB_Left	Refer To Test Graph		Pass
		Edge_1RB_Right	Refer To Test Graph		Pass
	3692.49	Outer_Full	Refer To Test Graph		Pass
		Edge_1RB_Left	Refer To Test Graph		Pass

		Edge_1RB_Right	Refer To Test Graph	Pass
DFT-s-OFDM 16 QAM	3557.52	Outer_Full	Refer To Test Graph	Pass
		Edge_1RB_Left	Refer To Test Graph	Pass
		Edge_1RB_Right	Refer To Test Graph	Pass
	3624.99	Outer_Full	Refer To Test Graph	Pass
		Edge_1RB_Left	Refer To Test Graph	Pass
		Edge_1RB_Right	Refer To Test Graph	Pass
	3692.49	Outer_Full	Refer To Test Graph	Pass
		Edge_1RB_Left	Refer To Test Graph	Pass
		Edge_1RB_Right	Refer To Test Graph	Pass
DFT-s-OFDM 64 QAM	3557.52	Outer_Full	Refer To Test Graph	Pass
		Edge_1RB_Left	Refer To Test Graph	Pass
		Edge_1RB_Right	Refer To Test Graph	Pass
	3624.99	Outer_Full	Refer To Test Graph	Pass
		Edge_1RB_Left	Refer To Test Graph	Pass
		Edge_1RB_Right	Refer To Test Graph	Pass
	3692.49	Outer_Full	Refer To Test Graph	Pass
		Edge_1RB_Left	Refer To Test Graph	Pass
		Edge_1RB_Right	Refer To Test Graph	Pass
DFT-s-OFDM 256 QAM	3557.52	Outer_Full	Refer To Test Graph	Pass
		Edge_1RB_Left	Refer To Test Graph	Pass
		Edge_1RB_Right	Refer To Test Graph	Pass
	3624.99	Outer_Full	Refer To Test Graph	Pass
		Edge_1RB_Left	Refer To Test Graph	Pass
		Edge_1RB_Right	Refer To Test Graph	Pass
	3692.49	Outer_Full	Refer To Test Graph	Pass
		Edge_1RB_Left	Refer To Test Graph	Pass
		Edge_1RB_Right	Refer To Test Graph	Pass
CP-OFDM QPSK	3557.52	Outer_Full	Refer To Test Graph	Pass
		Edge_1RB_Left	Refer To Test Graph	Pass
		Edge_1RB_Right	Refer To Test Graph	Pass
	3624.99	Outer_Full	Refer To Test Graph	Pass
		Edge_1RB_Left	Refer To Test Graph	Pass
		Edge_1RB_Right	Refer To Test Graph	Pass
	3692.49	Outer_Full	Refer To Test Graph	Pass
		Edge_1RB_Left	Refer To Test Graph	Pass
		Edge_1RB_Right	Refer To Test Graph	Pass
CP-OFDM 16 QAM	3557.52	Outer_Full	Refer To Test Graph	Pass
		Edge_1RB_Left	Refer To Test Graph	Pass
		Edge_1RB_Right	Refer To Test Graph	Pass
	3624.99	Outer_Full	Refer To Test Graph	Pass
		Edge_1RB_Left	Refer To Test Graph	Pass
		Edge_1RB_Right	Refer To Test Graph	Pass
	3692.49	Outer_Full	Refer To Test Graph	Pass
		Edge_1RB_Left	Refer To Test Graph	Pass
		Edge_1RB_Right	Refer To Test Graph	Pass
CP-OFDM 64 QAM	3557.52	Outer_Full	Refer To Test Graph	Pass
		Edge_1RB_Left	Refer To Test Graph	Pass
		Edge_1RB_Right	Refer To Test Graph	Pass
	3624.99	Outer_Full	Refer To Test Graph	Pass
		Edge_1RB_Left	Refer To Test Graph	Pass
		Edge_1RB_Right	Refer To Test Graph	Pass
	3692.49	Outer_Full	Refer To Test Graph	Pass
		Edge_1RB_Left	Refer To Test Graph	Pass
		Edge_1RB_Right	Refer To Test Graph	Pass
CP-OFDM 256 QAM	3557.52	Outer_Full	Refer To Test Graph	Pass
		Edge_1RB_Left	Refer To Test Graph	Pass
		Edge_1RB_Right	Refer To Test Graph	Pass
	3624.99	Outer_Full	Refer To Test Graph	Pass

		Edge_1RB_Left	Refer To Test Graph	Pass
		Edge_1RB_Right	Refer To Test Graph	Pass
	3692.49	Outer_Full	Refer To Test Graph	Pass
		Edge_1RB_Left	Refer To Test Graph	Pass
		Edge_1RB_Right	Refer To Test Graph	Pass

6.1.3 30k_SISO_20MHz_NTNV

5G NR n48 SCS=30kHz SISO 20MHz NTNV					
Modulation	Frequency (MHz)	RB Allocation	Adjacent Channel Leakage Ratio		Verdict
			Result	Limit	
DFT-s-OFDM PI/2 BPSK	3560.01	Outer_Full	Refer To Test Graph		Pass
		Edge_1RB_Left	Refer To Test Graph		Pass
		Edge_1RB_Right	Refer To Test Graph		Pass
	3624.99	Outer_Full	Refer To Test Graph		Pass
		Edge_1RB_Left	Refer To Test Graph		Pass
		Edge_1RB_Right	Refer To Test Graph		Pass
	3690	Outer_Full	Refer To Test Graph		Pass
		Edge_1RB_Left	Refer To Test Graph		Pass
		Edge_1RB_Right	Refer To Test Graph		Pass
DFT-s-OFDM QPSK	3560.01	Outer_Full	Refer To Test Graph		Pass
		Edge_1RB_Left	Refer To Test Graph		Pass
		Edge_1RB_Right	Refer To Test Graph		Pass
	3624.99	Outer_Full	Refer To Test Graph		Pass
		Edge_1RB_Left	Refer To Test Graph		Pass
		Edge_1RB_Right	Refer To Test Graph		Pass
	3690	Outer_Full	Refer To Test Graph		Pass
		Edge_1RB_Left	Refer To Test Graph		Pass
		Edge_1RB_Right	Refer To Test Graph		Pass
DFT-s-OFDM 16 QAM	3560.01	Outer_Full	Refer To Test Graph		Pass
		Edge_1RB_Left	Refer To Test Graph		Pass
		Edge_1RB_Right	Refer To Test Graph		Pass
	3624.99	Outer_Full	Refer To Test Graph		Pass
		Edge_1RB_Left	Refer To Test Graph		Pass
		Edge_1RB_Right	Refer To Test Graph		Pass
	3690	Outer_Full	Refer To Test Graph		Pass
		Edge_1RB_Left	Refer To Test Graph		Pass
		Edge_1RB_Right	Refer To Test Graph		Pass
DFT-s-OFDM 64 QAM	3560.01	Outer_Full	Refer To Test Graph		Pass
		Edge_1RB_Left	Refer To Test Graph		Pass
		Edge_1RB_Right	Refer To Test Graph		Pass
	3624.99	Outer_Full	Refer To Test Graph		Pass
		Edge_1RB_Left	Refer To Test Graph		Pass
		Edge_1RB_Right	Refer To Test Graph		Pass
	3690	Outer_Full	Refer To Test Graph		Pass
		Edge_1RB_Left	Refer To Test Graph		Pass
		Edge_1RB_Right	Refer To Test Graph		Pass
DFT-s-OFDM 256 QAM	3560.01	Outer_Full	Refer To Test Graph		Pass
		Edge_1RB_Left	Refer To Test Graph		Pass
		Edge_1RB_Right	Refer To Test Graph		Pass
	3624.99	Outer_Full	Refer To Test Graph		Pass
		Edge_1RB_Left	Refer To Test Graph		Pass
		Edge_1RB_Right	Refer To Test Graph		Pass
	3690	Outer_Full	Refer To Test Graph		Pass
		Edge_1RB_Left	Refer To Test Graph		Pass
		Edge_1RB_Right	Refer To Test Graph		Pass
CP-OFDM QPSK	3560.01	Outer_Full	Refer To Test Graph		Pass

		Edge_1RB_Left	Refer To Test Graph	Pass
		Edge_1RB_Right	Refer To Test Graph	Pass
	3624.99	Outer_Full	Refer To Test Graph	Pass
		Edge_1RB_Left	Refer To Test Graph	Pass
		Edge_1RB_Right	Refer To Test Graph	Pass
	3690	Outer_Full	Refer To Test Graph	Pass
		Edge_1RB_Left	Refer To Test Graph	Pass
		Edge_1RB_Right	Refer To Test Graph	Pass
CP-OFDM 16 QAM	3560.01	Outer_Full	Refer To Test Graph	Pass
		Edge_1RB_Left	Refer To Test Graph	Pass
		Edge_1RB_Right	Refer To Test Graph	Pass
	3624.99	Outer_Full	Refer To Test Graph	Pass
		Edge_1RB_Left	Refer To Test Graph	Pass
		Edge_1RB_Right	Refer To Test Graph	Pass
	3690	Outer_Full	Refer To Test Graph	Pass
		Edge_1RB_Left	Refer To Test Graph	Pass
		Edge_1RB_Right	Refer To Test Graph	Pass
CP-OFDM 64 QAM	3560.01	Outer_Full	Refer To Test Graph	Pass
		Edge_1RB_Left	Refer To Test Graph	Pass
		Edge_1RB_Right	Refer To Test Graph	Pass
	3624.99	Outer_Full	Refer To Test Graph	Pass
		Edge_1RB_Left	Refer To Test Graph	Pass
		Edge_1RB_Right	Refer To Test Graph	Pass
	3690	Outer_Full	Refer To Test Graph	Pass
		Edge_1RB_Left	Refer To Test Graph	Pass
		Edge_1RB_Right	Refer To Test Graph	Pass
CP-OFDM 256 QAM	3560.01	Outer_Full	Refer To Test Graph	Pass
		Edge_1RB_Left	Refer To Test Graph	Pass
		Edge_1RB_Right	Refer To Test Graph	Pass
	3624.99	Outer_Full	Refer To Test Graph	Pass
		Edge_1RB_Left	Refer To Test Graph	Pass
		Edge_1RB_Right	Refer To Test Graph	Pass
	3690	Outer_Full	Refer To Test Graph	Pass
		Edge_1RB_Left	Refer To Test Graph	Pass
		Edge_1RB_Right	Refer To Test Graph	Pass

6.1.4 30k_SISO_30MHz_NTNV

5G NR n48 SCS=30kHz SISO 30MHz NTNV					
Modulation	Frequency (MHz)	RB Allocation	Adjacent Channel Leakage Ratio		Verdict
			Result	Limit	
DFT-s-OFDM PI/2 BPSK	3565.02	Outer_Full	Refer To Test Graph		Pass
		Edge_1RB_Left	Refer To Test Graph		Pass
		Edge_1RB_Right	Refer To Test Graph		Pass
	3624.99	Outer_Full	Refer To Test Graph		Pass
		Edge_1RB_Left	Refer To Test Graph		Pass
		Edge_1RB_Right	Refer To Test Graph		Pass
	3684.99	Outer_Full	Refer To Test Graph		Pass
		Edge_1RB_Left	Refer To Test Graph		Pass
		Edge_1RB_Right	Refer To Test Graph		Pass
DFT-s-OFDM QPSK	3565.02	Outer_Full	Refer To Test Graph		Pass
		Edge_1RB_Left	Refer To Test Graph		Pass
		Edge_1RB_Right	Refer To Test Graph		Pass
	3624.99	Outer_Full	Refer To Test Graph		Pass
		Edge_1RB_Left	Refer To Test Graph		Pass
		Edge_1RB_Right	Refer To Test Graph		Pass
	3684.99	Outer_Full	Refer To Test Graph		Pass

		Edge_1RB_Left	Refer To Test Graph	Pass
		Edge_1RB_Right	Refer To Test Graph	Pass
DFT-s-OFDM 16 QAM	3565.02	Outer_Full	Refer To Test Graph	Pass
		Edge_1RB_Left	Refer To Test Graph	Pass
		Edge_1RB_Right	Refer To Test Graph	Pass
	3624.99	Outer_Full	Refer To Test Graph	Pass
		Edge_1RB_Left	Refer To Test Graph	Pass
		Edge_1RB_Right	Refer To Test Graph	Pass
	3684.99	Outer_Full	Refer To Test Graph	Pass
		Edge_1RB_Left	Refer To Test Graph	Pass
		Edge_1RB_Right	Refer To Test Graph	Pass
DFT-s-OFDM 64 QAM	3565.02	Outer_Full	Refer To Test Graph	Pass
		Edge_1RB_Left	Refer To Test Graph	Pass
		Edge_1RB_Right	Refer To Test Graph	Pass
	3624.99	Outer_Full	Refer To Test Graph	Pass
		Edge_1RB_Left	Refer To Test Graph	Pass
		Edge_1RB_Right	Refer To Test Graph	Pass
	3684.99	Outer_Full	Refer To Test Graph	Pass
		Edge_1RB_Left	Refer To Test Graph	Pass
		Edge_1RB_Right	Refer To Test Graph	Pass
DFT-s-OFDM 256 QAM	3565.02	Outer_Full	Refer To Test Graph	Pass
		Edge_1RB_Left	Refer To Test Graph	Pass
		Edge_1RB_Right	Refer To Test Graph	Pass
	3624.99	Outer_Full	Refer To Test Graph	Pass
		Edge_1RB_Left	Refer To Test Graph	Pass
		Edge_1RB_Right	Refer To Test Graph	Pass
	3684.99	Outer_Full	Refer To Test Graph	Pass
		Edge_1RB_Left	Refer To Test Graph	Pass
		Edge_1RB_Right	Refer To Test Graph	Pass
CP-OFDM QPSK	3565.02	Outer_Full	Refer To Test Graph	Pass
		Edge_1RB_Left	Refer To Test Graph	Pass
		Edge_1RB_Right	Refer To Test Graph	Pass
	3624.99	Outer_Full	Refer To Test Graph	Pass
		Edge_1RB_Left	Refer To Test Graph	Pass
		Edge_1RB_Right	Refer To Test Graph	Pass
	3684.99	Outer_Full	Refer To Test Graph	Pass
		Edge_1RB_Left	Refer To Test Graph	Pass
		Edge_1RB_Right	Refer To Test Graph	Pass
CP-OFDM 16 QAM	3565.02	Outer_Full	Refer To Test Graph	Pass
		Edge_1RB_Left	Refer To Test Graph	Pass
		Edge_1RB_Right	Refer To Test Graph	Pass
	3624.99	Outer_Full	Refer To Test Graph	Pass
		Edge_1RB_Left	Refer To Test Graph	Pass
		Edge_1RB_Right	Refer To Test Graph	Pass
	3684.99	Outer_Full	Refer To Test Graph	Pass
		Edge_1RB_Left	Refer To Test Graph	Pass
		Edge_1RB_Right	Refer To Test Graph	Pass
CP-OFDM 64 QAM	3565.02	Outer_Full	Refer To Test Graph	Pass
		Edge_1RB_Left	Refer To Test Graph	Pass
		Edge_1RB_Right	Refer To Test Graph	Pass
	3624.99	Outer_Full	Refer To Test Graph	Pass
		Edge_1RB_Left	Refer To Test Graph	Pass
		Edge_1RB_Right	Refer To Test Graph	Pass
	3684.99	Outer_Full	Refer To Test Graph	Pass
		Edge_1RB_Left	Refer To Test Graph	Pass
		Edge_1RB_Right	Refer To Test Graph	Pass
CP-OFDM 256 QAM	3565.02	Outer_Full	Refer To Test Graph	Pass
		Edge_1RB_Left	Refer To Test Graph	Pass
		Edge_1RB_Right	Refer To Test Graph	Pass

	3624.99	Outer_Full	Refer To Test Graph	Pass
		Edge_1RB_Left	Refer To Test Graph	Pass
		Edge_1RB_Right	Refer To Test Graph	Pass
	3684.99	Outer_Full	Refer To Test Graph	Pass
		Edge_1RB_Left	Refer To Test Graph	Pass
		Edge_1RB_Right	Refer To Test Graph	Pass

6.1.5 30k_SISO_40MHz_NTNV

5G NR n48 SCS=30kHz SISO 40MHz NTNV					
Modulation	Frequency (MHz)	RB Allocation	Adjacent Channel Leakage Ratio		Verdict
			Result	Limit	
DFT-s-OFDM PI/2 BPSK	3570	Outer_Full	Refer To Test Graph		Pass
		Edge_1RB_Left	Refer To Test Graph		Pass
		Edge_1RB_Right	Refer To Test Graph		Pass
	3624.99	Outer_Full	Refer To Test Graph		Pass
		Edge_1RB_Left	Refer To Test Graph		Pass
		Edge_1RB_Right	Refer To Test Graph		Pass
	3679.98	Outer_Full	Refer To Test Graph		Pass
		Edge_1RB_Left	Refer To Test Graph		Pass
		Edge_1RB_Right	Refer To Test Graph		Pass
DFT-s-OFDM QPSK	3570	Outer_Full	Refer To Test Graph		Pass
		Edge_1RB_Left	Refer To Test Graph		Pass
		Edge_1RB_Right	Refer To Test Graph		Pass
	3624.99	Outer_Full	Refer To Test Graph		Pass
		Edge_1RB_Left	Refer To Test Graph		Pass
		Edge_1RB_Right	Refer To Test Graph		Pass
	3679.98	Outer_Full	Refer To Test Graph		Pass
		Edge_1RB_Left	Refer To Test Graph		Pass
		Edge_1RB_Right	Refer To Test Graph		Pass
DFT-s-OFDM 16 QAM	3570	Outer_Full	Refer To Test Graph		Pass
		Edge_1RB_Left	Refer To Test Graph		Pass
		Edge_1RB_Right	Refer To Test Graph		Pass
	3624.99	Outer_Full	Refer To Test Graph		Pass
		Edge_1RB_Left	Refer To Test Graph		Pass
		Edge_1RB_Right	Refer To Test Graph		Pass
	3679.98	Outer_Full	Refer To Test Graph		Pass
		Edge_1RB_Left	Refer To Test Graph		Pass
		Edge_1RB_Right	Refer To Test Graph		Pass
DFT-s-OFDM 64 QAM	3570	Outer_Full	Refer To Test Graph		Pass
		Edge_1RB_Left	Refer To Test Graph		Pass
		Edge_1RB_Right	Refer To Test Graph		Pass
	3624.99	Outer_Full	Refer To Test Graph		Pass
		Edge_1RB_Left	Refer To Test Graph		Pass
		Edge_1RB_Right	Refer To Test Graph		Pass
	3679.98	Outer_Full	Refer To Test Graph		Pass
		Edge_1RB_Left	Refer To Test Graph		Pass
		Edge_1RB_Right	Refer To Test Graph		Pass
DFT-s-OFDM 256 QAM	3570	Outer_Full	Refer To Test Graph		Pass
		Edge_1RB_Left	Refer To Test Graph		Pass
		Edge_1RB_Right	Refer To Test Graph		Pass
	3624.99	Outer_Full	Refer To Test Graph		Pass
		Edge_1RB_Left	Refer To Test Graph		Pass
		Edge_1RB_Right	Refer To Test Graph		Pass
	3679.98	Outer_Full	Refer To Test Graph		Pass
		Edge_1RB_Left	Refer To Test Graph		Pass
		Edge_1RB_Right	Refer To Test Graph		Pass

CP-OFDM QPSK	3570	Outer_Full	Refer To Test Graph	Pass
		Edge_1RB_Left	Refer To Test Graph	Pass
		Edge_1RB_Right	Refer To Test Graph	Pass
	3624.99	Outer_Full	Refer To Test Graph	Pass
		Edge_1RB_Left	Refer To Test Graph	Pass
		Edge_1RB_Right	Refer To Test Graph	Pass
	3679.98	Outer_Full	Refer To Test Graph	Pass
		Edge_1RB_Left	Refer To Test Graph	Pass
		Edge_1RB_Right	Refer To Test Graph	Pass
CP-OFDM 16 QAM	3570	Outer_Full	Refer To Test Graph	Pass
		Edge_1RB_Left	Refer To Test Graph	Pass
		Edge_1RB_Right	Refer To Test Graph	Pass
	3624.99	Outer_Full	Refer To Test Graph	Pass
		Edge_1RB_Left	Refer To Test Graph	Pass
		Edge_1RB_Right	Refer To Test Graph	Pass
	3679.98	Outer_Full	Refer To Test Graph	Pass
		Edge_1RB_Left	Refer To Test Graph	Pass
		Edge_1RB_Right	Refer To Test Graph	Pass
CP-OFDM 64 QAM	3570	Outer_Full	Refer To Test Graph	Pass
		Edge_1RB_Left	Refer To Test Graph	Pass
		Edge_1RB_Right	Refer To Test Graph	Pass
	3624.99	Outer_Full	Refer To Test Graph	Pass
		Edge_1RB_Left	Refer To Test Graph	Pass
		Edge_1RB_Right	Refer To Test Graph	Pass
	3679.98	Outer_Full	Refer To Test Graph	Pass
		Edge_1RB_Left	Refer To Test Graph	Pass
		Edge_1RB_Right	Refer To Test Graph	Pass
CP-OFDM 256 QAM	3570	Outer_Full	Refer To Test Graph	Pass
		Edge_1RB_Left	Refer To Test Graph	Pass
		Edge_1RB_Right	Refer To Test Graph	Pass
	3624.99	Outer_Full	Refer To Test Graph	Pass
		Edge_1RB_Left	Refer To Test Graph	Pass
		Edge_1RB_Right	Refer To Test Graph	Pass
	3679.98	Outer_Full	Refer To Test Graph	Pass
		Edge_1RB_Left	Refer To Test Graph	Pass
		Edge_1RB_Right	Refer To Test Graph	Pass

6.1.6 30k_SISO_50MHz_NTNV

5G NR n48 SCS=30kHz SISO 50MHz NTNV					
Modulation	Frequency (MHz)	RB Allocation	Adjacent Channel Leakage Ratio		Verdict
			Result	Limit	
DFT-s-OFDM PI/2 BPSK	3575.01	Outer_Full	Refer To Test Graph		Pass
		Edge_1RB_Left	Refer To Test Graph		Pass
		Edge_1RB_Right	Refer To Test Graph		Pass
	3624.99	Outer_Full	Refer To Test Graph		Pass
		Edge_1RB_Left	Refer To Test Graph		Pass
		Edge_1RB_Right	Refer To Test Graph		Pass
	3675	Outer_Full	Refer To Test Graph		Pass
		Edge_1RB_Left	Refer To Test Graph		Pass
		Edge_1RB_Right	Refer To Test Graph		Pass
DFT-s-OFDM QPSK	3575.01	Outer_Full	Refer To Test Graph		Pass
		Edge_1RB_Left	Refer To Test Graph		Pass
		Edge_1RB_Right	Refer To Test Graph		Pass
	3624.99	Outer_Full	Refer To Test Graph		Pass
		Edge_1RB_Left	Refer To Test Graph		Pass
		Edge_1RB_Right	Refer To Test Graph		Pass

	3675	Outer_Full	Refer To Test Graph	Pass
		Edge_1RB_Left	Refer To Test Graph	Pass
		Edge_1RB_Right	Refer To Test Graph	Pass
DFT-s-OFDM 16 QAM	3575.01	Outer_Full	Refer To Test Graph	Pass
		Edge_1RB_Left	Refer To Test Graph	Pass
		Edge_1RB_Right	Refer To Test Graph	Pass
	3624.99	Outer_Full	Refer To Test Graph	Pass
		Edge_1RB_Left	Refer To Test Graph	Pass
		Edge_1RB_Right	Refer To Test Graph	Pass
	3675	Outer_Full	Refer To Test Graph	Pass
		Edge_1RB_Left	Refer To Test Graph	Pass
		Edge_1RB_Right	Refer To Test Graph	Pass
DFT-s-OFDM 64 QAM	3575.01	Outer_Full	Refer To Test Graph	Pass
		Edge_1RB_Left	Refer To Test Graph	Pass
		Edge_1RB_Right	Refer To Test Graph	Pass
	3624.99	Outer_Full	Refer To Test Graph	Pass
		Edge_1RB_Left	Refer To Test Graph	Pass
		Edge_1RB_Right	Refer To Test Graph	Pass
	3675	Outer_Full	Refer To Test Graph	Pass
		Edge_1RB_Left	Refer To Test Graph	Pass
		Edge_1RB_Right	Refer To Test Graph	Pass
DFT-s-OFDM 256 QAM	3575.01	Outer_Full	Refer To Test Graph	Pass
		Edge_1RB_Left	Refer To Test Graph	Pass
		Edge_1RB_Right	Refer To Test Graph	Pass
	3624.99	Outer_Full	Refer To Test Graph	Pass
		Edge_1RB_Left	Refer To Test Graph	Pass
		Edge_1RB_Right	Refer To Test Graph	Pass
	3675	Outer_Full	Refer To Test Graph	Pass
		Edge_1RB_Left	Refer To Test Graph	Pass
		Edge_1RB_Right	Refer To Test Graph	Pass
CP-OFDM QPSK	3575.01	Outer_Full	Refer To Test Graph	Pass
		Edge_1RB_Left	Refer To Test Graph	Pass
		Edge_1RB_Right	Refer To Test Graph	Pass
	3624.99	Outer_Full	Refer To Test Graph	Pass
		Edge_1RB_Left	Refer To Test Graph	Pass
		Edge_1RB_Right	Refer To Test Graph	Pass
	3675	Outer_Full	Refer To Test Graph	Pass
		Edge_1RB_Left	Refer To Test Graph	Pass
		Edge_1RB_Right	Refer To Test Graph	Pass
CP-OFDM 16 QAM	3575.01	Outer_Full	Refer To Test Graph	Pass
		Edge_1RB_Left	Refer To Test Graph	Pass
		Edge_1RB_Right	Refer To Test Graph	Pass
	3624.99	Outer_Full	Refer To Test Graph	Pass
		Edge_1RB_Left	Refer To Test Graph	Pass
		Edge_1RB_Right	Refer To Test Graph	Pass
	3675	Outer_Full	Refer To Test Graph	Pass
		Edge_1RB_Left	Refer To Test Graph	Pass
		Edge_1RB_Right	Refer To Test Graph	Pass
CP-OFDM 64 QAM	3575.01	Outer_Full	Refer To Test Graph	Pass
		Edge_1RB_Left	Refer To Test Graph	Pass
		Edge_1RB_Right	Refer To Test Graph	Pass
	3624.99	Outer_Full	Refer To Test Graph	Pass
		Edge_1RB_Left	Refer To Test Graph	Pass
		Edge_1RB_Right	Refer To Test Graph	Pass
	3675	Outer_Full	Refer To Test Graph	Pass
		Edge_1RB_Left	Refer To Test Graph	Pass
		Edge_1RB_Right	Refer To Test Graph	Pass
CP-OFDM 256 QAM	3575.01	Outer_Full	Refer To Test Graph	Pass
		Edge_1RB_Left	Refer To Test Graph	Pass

		Edge_1RB_Right	Refer To Test Graph	Pass
	3624.99	Outer_Full	Refer To Test Graph	Pass
		Edge_1RB_Left	Refer To Test Graph	Pass
		Edge_1RB_Right	Refer To Test Graph	Pass
	3675	Outer_Full	Refer To Test Graph	Pass
		Edge_1RB_Left	Refer To Test Graph	Pass
		Edge_1RB_Right	Refer To Test Graph	Pass

6.1.7 30k_SISO_60MHz_NTNV

5G NR n48 SCS=30kHz SISO 60MHz NTNV					
Modulation	Frequency (MHz)	RB Allocation	Adjacent Channel Leakage Ratio		Verdict
			Result	Limit	
DFT-s-OFDM PI/2 BPSK	3580.02	Outer_Full	Refer To Test Graph		Pass
		Edge_1RB_Left	Refer To Test Graph		Pass
		Edge_1RB_Right	Refer To Test Graph		Pass
	3624.99	Outer_Full	Refer To Test Graph		Pass
		Edge_1RB_Left	Refer To Test Graph		Pass
		Edge_1RB_Right	Refer To Test Graph		Pass
	3669.99	Outer_Full	Refer To Test Graph		Pass
		Edge_1RB_Left	Refer To Test Graph		Pass
		Edge_1RB_Right	Refer To Test Graph		Pass
DFT-s-OFDM QPSK	3580.02	Outer_Full	Refer To Test Graph		Pass
		Edge_1RB_Left	Refer To Test Graph		Pass
		Edge_1RB_Right	Refer To Test Graph		Pass
	3624.99	Outer_Full	Refer To Test Graph		Pass
		Edge_1RB_Left	Refer To Test Graph		Pass
		Edge_1RB_Right	Refer To Test Graph		Pass
	3669.99	Outer_Full	Refer To Test Graph		Pass
		Edge_1RB_Left	Refer To Test Graph		Pass
		Edge_1RB_Right	Refer To Test Graph		Pass
DFT-s-OFDM 16 QAM	3580.02	Outer_Full	Refer To Test Graph		Pass
		Edge_1RB_Left	Refer To Test Graph		Pass
		Edge_1RB_Right	Refer To Test Graph		Pass
	3624.99	Outer_Full	Refer To Test Graph		Pass
		Edge_1RB_Left	Refer To Test Graph		Pass
		Edge_1RB_Right	Refer To Test Graph		Pass
	3669.99	Outer_Full	Refer To Test Graph		Pass
		Edge_1RB_Left	Refer To Test Graph		Pass
		Edge_1RB_Right	Refer To Test Graph		Pass
DFT-s-OFDM 64 QAM	3580.02	Outer_Full	Refer To Test Graph		Pass
		Edge_1RB_Left	Refer To Test Graph		Pass
		Edge_1RB_Right	Refer To Test Graph		Pass
	3624.99	Outer_Full	Refer To Test Graph		Pass
		Edge_1RB_Left	Refer To Test Graph		Pass
		Edge_1RB_Right	Refer To Test Graph		Pass
	3669.99	Outer_Full	Refer To Test Graph		Pass
		Edge_1RB_Left	Refer To Test Graph		Pass
		Edge_1RB_Right	Refer To Test Graph		Pass
DFT-s-OFDM 256 QAM	3580.02	Outer_Full	Refer To Test Graph		Pass
		Edge_1RB_Left	Refer To Test Graph		Pass
		Edge_1RB_Right	Refer To Test Graph		Pass
	3624.99	Outer_Full	Refer To Test Graph		Pass
		Edge_1RB_Left	Refer To Test Graph		Pass
		Edge_1RB_Right	Refer To Test Graph		Pass
	3669.99	Outer_Full	Refer To Test Graph		Pass
		Edge_1RB_Left	Refer To Test Graph		Pass

		Edge_1RB_Right	Refer To Test Graph	Pass
CP-OFDM QPSK	3580.02	Outer_Full	Refer To Test Graph	Pass
		Edge_1RB_Left	Refer To Test Graph	Pass
		Edge_1RB_Right	Refer To Test Graph	Pass
	3624.99	Outer_Full	Refer To Test Graph	Pass
		Edge_1RB_Left	Refer To Test Graph	Pass
		Edge_1RB_Right	Refer To Test Graph	Pass
	3669.99	Outer_Full	Refer To Test Graph	Pass
		Edge_1RB_Left	Refer To Test Graph	Pass
		Edge_1RB_Right	Refer To Test Graph	Pass
CP-OFDM 16 QAM	3580.02	Outer_Full	Refer To Test Graph	Pass
		Edge_1RB_Left	Refer To Test Graph	Pass
		Edge_1RB_Right	Refer To Test Graph	Pass
	3624.99	Outer_Full	Refer To Test Graph	Pass
		Edge_1RB_Left	Refer To Test Graph	Pass
		Edge_1RB_Right	Refer To Test Graph	Pass
	3669.99	Outer_Full	Refer To Test Graph	Pass
		Edge_1RB_Left	Refer To Test Graph	Pass
		Edge_1RB_Right	Refer To Test Graph	Pass
CP-OFDM 64 QAM	3580.02	Outer_Full	Refer To Test Graph	Pass
		Edge_1RB_Left	Refer To Test Graph	Pass
		Edge_1RB_Right	Refer To Test Graph	Pass
	3624.99	Outer_Full	Refer To Test Graph	Pass
		Edge_1RB_Left	Refer To Test Graph	Pass
		Edge_1RB_Right	Refer To Test Graph	Pass
	3669.99	Outer_Full	Refer To Test Graph	Pass
		Edge_1RB_Left	Refer To Test Graph	Pass
		Edge_1RB_Right	Refer To Test Graph	Pass
CP-OFDM 256 QAM	3580.02	Outer_Full	Refer To Test Graph	Pass
		Edge_1RB_Left	Refer To Test Graph	Pass
		Edge_1RB_Right	Refer To Test Graph	Pass
	3624.99	Outer_Full	Refer To Test Graph	Pass
		Edge_1RB_Left	Refer To Test Graph	Pass
		Edge_1RB_Right	Refer To Test Graph	Pass
	3669.99	Outer_Full	Refer To Test Graph	Pass
		Edge_1RB_Left	Refer To Test Graph	Pass
		Edge_1RB_Right	Refer To Test Graph	Pass

6.1.8 30k_SISO_70MHz_NTNV

5G NR n48 SCS=30kHz SISO 70MHz NTNV					
Modulation	Frequency (MHz)	RB Allocation	Adjacent Channel Leakage Ratio		Verdict
			Result	Limit	
DFT-s-OFDM PI/2 BPSK	3585	Outer_Full	Refer To Test Graph		Pass
		Edge_1RB_Left	Refer To Test Graph		Pass
		Edge_1RB_Right	Refer To Test Graph		Pass
	3624.99	Outer_Full	Refer To Test Graph		Pass
		Edge_1RB_Left	Refer To Test Graph		Pass
		Edge_1RB_Right	Refer To Test Graph		Pass
	3664.98	Outer_Full	Refer To Test Graph		Pass
		Edge_1RB_Left	Refer To Test Graph		Pass
		Edge_1RB_Right	Refer To Test Graph		Pass
DFT-s-OFDM QPSK	3585	Outer_Full	Refer To Test Graph		Pass
		Edge_1RB_Left	Refer To Test Graph		Pass
		Edge_1RB_Right	Refer To Test Graph		Pass
	3624.99	Outer_Full	Refer To Test Graph		Pass
		Edge_1RB_Left	Refer To Test Graph		Pass

		Edge_1RB_Right	Refer To Test Graph	Pass
	3664.98	Outer_Full	Refer To Test Graph	Pass
		Edge_1RB_Left	Refer To Test Graph	Pass
		Edge_1RB_Right	Refer To Test Graph	Pass
DFT-s-OFDM 16 QAM	3585	Outer_Full	Refer To Test Graph	Pass
		Edge_1RB_Left	Refer To Test Graph	Pass
		Edge_1RB_Right	Refer To Test Graph	Pass
	3624.99	Outer_Full	Refer To Test Graph	Pass
		Edge_1RB_Left	Refer To Test Graph	Pass
		Edge_1RB_Right	Refer To Test Graph	Pass
	3664.98	Outer_Full	Refer To Test Graph	Pass
		Edge_1RB_Left	Refer To Test Graph	Pass
		Edge_1RB_Right	Refer To Test Graph	Pass
DFT-s-OFDM 64 QAM	3585	Outer_Full	Refer To Test Graph	Pass
		Edge_1RB_Left	Refer To Test Graph	Pass
		Edge_1RB_Right	Refer To Test Graph	Pass
	3624.99	Outer_Full	Refer To Test Graph	Pass
		Edge_1RB_Left	Refer To Test Graph	Pass
		Edge_1RB_Right	Refer To Test Graph	Pass
	3664.98	Outer_Full	Refer To Test Graph	Pass
		Edge_1RB_Left	Refer To Test Graph	Pass
		Edge_1RB_Right	Refer To Test Graph	Pass
DFT-s-OFDM 256 QAM	3585	Outer_Full	Refer To Test Graph	Pass
		Edge_1RB_Left	Refer To Test Graph	Pass
		Edge_1RB_Right	Refer To Test Graph	Pass
	3624.99	Outer_Full	Refer To Test Graph	Pass
		Edge_1RB_Left	Refer To Test Graph	Pass
		Edge_1RB_Right	Refer To Test Graph	Pass
	3664.98	Outer_Full	Refer To Test Graph	Pass
		Edge_1RB_Left	Refer To Test Graph	Pass
		Edge_1RB_Right	Refer To Test Graph	Pass
CP-OFDM QPSK	3585	Outer_Full	Refer To Test Graph	Pass
		Edge_1RB_Left	Refer To Test Graph	Pass
		Edge_1RB_Right	Refer To Test Graph	Pass
	3624.99	Outer_Full	Refer To Test Graph	Pass
		Edge_1RB_Left	Refer To Test Graph	Pass
		Edge_1RB_Right	Refer To Test Graph	Pass
	3664.98	Outer_Full	Refer To Test Graph	Pass
		Edge_1RB_Left	Refer To Test Graph	Pass
		Edge_1RB_Right	Refer To Test Graph	Pass
CP-OFDM 16 QAM	3585	Outer_Full	Refer To Test Graph	Pass
		Edge_1RB_Left	Refer To Test Graph	Pass
		Edge_1RB_Right	Refer To Test Graph	Pass
	3624.99	Outer_Full	Refer To Test Graph	Pass
		Edge_1RB_Left	Refer To Test Graph	Pass
		Edge_1RB_Right	Refer To Test Graph	Pass
	3664.98	Outer_Full	Refer To Test Graph	Pass
		Edge_1RB_Left	Refer To Test Graph	Pass
		Edge_1RB_Right	Refer To Test Graph	Pass
CP-OFDM 64 QAM	3585	Outer_Full	Refer To Test Graph	Pass
		Edge_1RB_Left	Refer To Test Graph	Pass
		Edge_1RB_Right	Refer To Test Graph	Pass
	3624.99	Outer_Full	Refer To Test Graph	Pass
		Edge_1RB_Left	Refer To Test Graph	Pass
		Edge_1RB_Right	Refer To Test Graph	Pass
	3664.98	Outer_Full	Refer To Test Graph	Pass
		Edge_1RB_Left	Refer To Test Graph	Pass
		Edge_1RB_Right	Refer To Test Graph	Pass
CP-OFDM 256 QAM	3585	Outer_Full	Refer To Test Graph	Pass

		Edge_1RB_Left	Refer To Test Graph	Pass
		Edge_1RB_Right	Refer To Test Graph	Pass
	3624.99	Outer_Full	Refer To Test Graph	Pass
		Edge_1RB_Left	Refer To Test Graph	Pass
		Edge_1RB_Right	Refer To Test Graph	Pass
	3664.98	Outer_Full	Refer To Test Graph	Pass
		Edge_1RB_Left	Refer To Test Graph	Pass
		Edge_1RB_Right	Refer To Test Graph	Pass

6.1.9 30k_SISO_80MHz_NTNV

5G NR n48 SCS=30kHz SISO 80MHz NTNV					
Modulation	Frequency (MHz)	RB Allocation	Adjacent Channel Leakage Ratio		Verdict
			Result	Limit	
DFT-s-OFDM PI/2 BPSK	3590.01	Outer_Full	Refer To Test Graph		Pass
		Edge_1RB_Left	Refer To Test Graph		Pass
		Edge_1RB_Right	Refer To Test Graph		Pass
	3624.99	Outer_Full	Refer To Test Graph		Pass
		Edge_1RB_Left	Refer To Test Graph		Pass
		Edge_1RB_Right	Refer To Test Graph		Pass
	3660	Outer_Full	Refer To Test Graph		Pass
		Edge_1RB_Left	Refer To Test Graph		Pass
		Edge_1RB_Right	Refer To Test Graph		Pass
DFT-s-OFDM QPSK	3590.01	Outer_Full	Refer To Test Graph		Pass
		Edge_1RB_Left	Refer To Test Graph		Pass
		Edge_1RB_Right	Refer To Test Graph		Pass
	3624.99	Outer_Full	Refer To Test Graph		Pass
		Edge_1RB_Left	Refer To Test Graph		Pass
		Edge_1RB_Right	Refer To Test Graph		Pass
	3660	Outer_Full	Refer To Test Graph		Pass
		Edge_1RB_Left	Refer To Test Graph		Pass
		Edge_1RB_Right	Refer To Test Graph		Pass
DFT-s-OFDM 16 QAM	3590.01	Outer_Full	Refer To Test Graph		Pass
		Edge_1RB_Left	Refer To Test Graph		Pass
		Edge_1RB_Right	Refer To Test Graph		Pass
	3624.99	Outer_Full	Refer To Test Graph		Pass
		Edge_1RB_Left	Refer To Test Graph		Pass
		Edge_1RB_Right	Refer To Test Graph		Pass
	3660	Outer_Full	Refer To Test Graph		Pass
		Edge_1RB_Left	Refer To Test Graph		Pass
		Edge_1RB_Right	Refer To Test Graph		Pass
DFT-s-OFDM 64 QAM	3590.01	Outer_Full	Refer To Test Graph		Pass
		Edge_1RB_Left	Refer To Test Graph		Pass
		Edge_1RB_Right	Refer To Test Graph		Pass
	3624.99	Outer_Full	Refer To Test Graph		Pass
		Edge_1RB_Left	Refer To Test Graph		Pass
		Edge_1RB_Right	Refer To Test Graph		Pass
	3660	Outer_Full	Refer To Test Graph		Pass
		Edge_1RB_Left	Refer To Test Graph		Pass
		Edge_1RB_Right	Refer To Test Graph		Pass
DFT-s-OFDM 256 QAM	3590.01	Outer_Full	Refer To Test Graph		Pass
		Edge_1RB_Left	Refer To Test Graph		Pass
		Edge_1RB_Right	Refer To Test Graph		Pass
	3624.99	Outer_Full	Refer To Test Graph		Pass
		Edge_1RB_Left	Refer To Test Graph		Pass
		Edge_1RB_Right	Refer To Test Graph		Pass
	3660	Outer_Full	Refer To Test Graph		Pass

		Edge_1RB_Left	Refer To Test Graph	Pass
		Edge_1RB_Right	Refer To Test Graph	Pass
CP-OFDM QPSK	3590.01	Outer_Full	Refer To Test Graph	Pass
		Edge_1RB_Left	Refer To Test Graph	Pass
		Edge_1RB_Right	Refer To Test Graph	Pass
	3624.99	Outer_Full	Refer To Test Graph	Pass
		Edge_1RB_Left	Refer To Test Graph	Pass
		Edge_1RB_Right	Refer To Test Graph	Pass
	3660	Outer_Full	Refer To Test Graph	Pass
		Edge_1RB_Left	Refer To Test Graph	Pass
		Edge_1RB_Right	Refer To Test Graph	Pass
CP-OFDM 16 QAM	3590.01	Outer_Full	Refer To Test Graph	Pass
		Edge_1RB_Left	Refer To Test Graph	Pass
		Edge_1RB_Right	Refer To Test Graph	Pass
	3624.99	Outer_Full	Refer To Test Graph	Pass
		Edge_1RB_Left	Refer To Test Graph	Pass
		Edge_1RB_Right	Refer To Test Graph	Pass
	3660	Outer_Full	Refer To Test Graph	Pass
		Edge_1RB_Left	Refer To Test Graph	Pass
		Edge_1RB_Right	Refer To Test Graph	Pass
CP-OFDM 64 QAM	3590.01	Outer_Full	Refer To Test Graph	Pass
		Edge_1RB_Left	Refer To Test Graph	Pass
		Edge_1RB_Right	Refer To Test Graph	Pass
	3624.99	Outer_Full	Refer To Test Graph	Pass
		Edge_1RB_Left	Refer To Test Graph	Pass
		Edge_1RB_Right	Refer To Test Graph	Pass
	3660	Outer_Full	Refer To Test Graph	Pass
		Edge_1RB_Left	Refer To Test Graph	Pass
		Edge_1RB_Right	Refer To Test Graph	Pass
CP-OFDM 256 QAM	3590.01	Outer_Full	Refer To Test Graph	Pass
		Edge_1RB_Left	Refer To Test Graph	Pass
		Edge_1RB_Right	Refer To Test Graph	Pass
	3624.99	Outer_Full	Refer To Test Graph	Pass
		Edge_1RB_Left	Refer To Test Graph	Pass
		Edge_1RB_Right	Refer To Test Graph	Pass
	3660	Outer_Full	Refer To Test Graph	Pass
		Edge_1RB_Left	Refer To Test Graph	Pass
		Edge_1RB_Right	Refer To Test Graph	Pass

6.1.10 30k_SISO_90MHz_NTNV

5G NR n48 SCS=30kHz SISO 90MHz NTNV					
Modulation	Frequency (MHz)	RB Allocation	Adjacent Channel Leakage Ratio		Verdict
			Result	Limit	
DFT-s-OFDM PI/2 BPSK	3595.02	Outer_Full	Refer To Test Graph		Pass
		Edge_1RB_Left	Refer To Test Graph		Pass
		Edge_1RB_Right	Refer To Test Graph		Pass
	3624.99	Outer_Full	Refer To Test Graph		Pass
		Edge_1RB_Left	Refer To Test Graph		Pass
		Edge_1RB_Right	Refer To Test Graph		Pass
	3654.99	Outer_Full	Refer To Test Graph		Pass
		Edge_1RB_Left	Refer To Test Graph		Pass
		Edge_1RB_Right	Refer To Test Graph		Pass
DFT-s-OFDM QPSK	3595.02	Outer_Full	Refer To Test Graph		Pass
		Edge_1RB_Left	Refer To Test Graph		Pass
		Edge_1RB_Right	Refer To Test Graph		Pass
	3624.99	Outer_Full	Refer To Test Graph		Pass

		Edge_1RB_Left	Refer To Test Graph	Pass
		Edge_1RB_Right	Refer To Test Graph	Pass
	3654.99	Outer_Full	Refer To Test Graph	Pass
		Edge_1RB_Left	Refer To Test Graph	Pass
		Edge_1RB_Right	Refer To Test Graph	Pass
DFT-s-OFDM 16 QAM	3595.02	Outer_Full	Refer To Test Graph	Pass
		Edge_1RB_Left	Refer To Test Graph	Pass
		Edge_1RB_Right	Refer To Test Graph	Pass
	3624.99	Outer_Full	Refer To Test Graph	Pass
		Edge_1RB_Left	Refer To Test Graph	Pass
		Edge_1RB_Right	Refer To Test Graph	Pass
	3654.99	Outer_Full	Refer To Test Graph	Pass
		Edge_1RB_Left	Refer To Test Graph	Pass
		Edge_1RB_Right	Refer To Test Graph	Pass
DFT-s-OFDM 64 QAM	3595.02	Outer_Full	Refer To Test Graph	Pass
		Edge_1RB_Left	Refer To Test Graph	Pass
		Edge_1RB_Right	Refer To Test Graph	Pass
	3624.99	Outer_Full	Refer To Test Graph	Pass
		Edge_1RB_Left	Refer To Test Graph	Pass
		Edge_1RB_Right	Refer To Test Graph	Pass
	3654.99	Outer_Full	Refer To Test Graph	Pass
		Edge_1RB_Left	Refer To Test Graph	Pass
		Edge_1RB_Right	Refer To Test Graph	Pass
DFT-s-OFDM 256 QAM	3595.02	Outer_Full	Refer To Test Graph	Pass
		Edge_1RB_Left	Refer To Test Graph	Pass
		Edge_1RB_Right	Refer To Test Graph	Pass
	3624.99	Outer_Full	Refer To Test Graph	Pass
		Edge_1RB_Left	Refer To Test Graph	Pass
		Edge_1RB_Right	Refer To Test Graph	Pass
	3654.99	Outer_Full	Refer To Test Graph	Pass
		Edge_1RB_Left	Refer To Test Graph	Pass
		Edge_1RB_Right	Refer To Test Graph	Pass
CP-OFDM QPSK	3595.02	Outer_Full	Refer To Test Graph	Pass
		Edge_1RB_Left	Refer To Test Graph	Pass
		Edge_1RB_Right	Refer To Test Graph	Pass
	3624.99	Outer_Full	Refer To Test Graph	Pass
		Edge_1RB_Left	Refer To Test Graph	Pass
		Edge_1RB_Right	Refer To Test Graph	Pass
	3654.99	Outer_Full	Refer To Test Graph	Pass
		Edge_1RB_Left	Refer To Test Graph	Pass
		Edge_1RB_Right	Refer To Test Graph	Pass
CP-OFDM 16 QAM	3595.02	Outer_Full	Refer To Test Graph	Pass
		Edge_1RB_Left	Refer To Test Graph	Pass
		Edge_1RB_Right	Refer To Test Graph	Pass
	3624.99	Outer_Full	Refer To Test Graph	Pass
		Edge_1RB_Left	Refer To Test Graph	Pass
		Edge_1RB_Right	Refer To Test Graph	Pass
	3654.99	Outer_Full	Refer To Test Graph	Pass
		Edge_1RB_Left	Refer To Test Graph	Pass
		Edge_1RB_Right	Refer To Test Graph	Pass
CP-OFDM 64 QAM	3595.02	Outer_Full	Refer To Test Graph	Pass
		Edge_1RB_Left	Refer To Test Graph	Pass
		Edge_1RB_Right	Refer To Test Graph	Pass
	3624.99	Outer_Full	Refer To Test Graph	Pass
		Edge_1RB_Left	Refer To Test Graph	Pass
		Edge_1RB_Right	Refer To Test Graph	Pass
	3654.99	Outer_Full	Refer To Test Graph	Pass
		Edge_1RB_Left	Refer To Test Graph	Pass
		Edge_1RB_Right	Refer To Test Graph	Pass

CP-OFDM 256 QAM	3595.02	Outer_Full	Refer To Test Graph	Pass
		Edge_1RB_Left	Refer To Test Graph	Pass
		Edge_1RB_Right	Refer To Test Graph	Pass
	3624.99	Outer_Full	Refer To Test Graph	Pass
		Edge_1RB_Left	Refer To Test Graph	Pass
		Edge_1RB_Right	Refer To Test Graph	Pass
	3654.99	Outer_Full	Refer To Test Graph	Pass
		Edge_1RB_Left	Refer To Test Graph	Pass
		Edge_1RB_Right	Refer To Test Graph	Pass

6.1.11 30k_SISO_100MHz_NTNV

5G NR n48 SCS=30kHz SISO 100MHz NTNV					
Modulation	Frequency (MHz)	RB Allocation	Adjacent Channel Leakage Ratio		Verdict
			Result	Limit	
DFT-s-OFDM PI/2 BPSK	3600	Outer_Full	Refer To Test Graph		Pass
		Edge_1RB_Left	Refer To Test Graph		Pass
		Edge_1RB_Right	Refer To Test Graph		Pass
	3624.99	Outer_Full	Refer To Test Graph		Pass
		Edge_1RB_Left	Refer To Test Graph		Pass
		Edge_1RB_Right	Refer To Test Graph		Pass
	3649.98	Outer_Full	Refer To Test Graph		Pass
		Edge_1RB_Left	Refer To Test Graph		Pass
		Edge_1RB_Right	Refer To Test Graph		Pass
DFT-s-OFDM QPSK	3600	Outer_Full	Refer To Test Graph		Pass
		Edge_1RB_Left	Refer To Test Graph		Pass
		Edge_1RB_Right	Refer To Test Graph		Pass
	3624.99	Outer_Full	Refer To Test Graph		Pass
		Edge_1RB_Left	Refer To Test Graph		Pass
		Edge_1RB_Right	Refer To Test Graph		Pass
	3649.98	Outer_Full	Refer To Test Graph		Pass
		Edge_1RB_Left	Refer To Test Graph		Pass
		Edge_1RB_Right	Refer To Test Graph		Pass
DFT-s-OFDM 16 QAM	3600	Outer_Full	Refer To Test Graph		Pass
		Edge_1RB_Left	Refer To Test Graph		Pass
		Edge_1RB_Right	Refer To Test Graph		Pass
	3624.99	Outer_Full	Refer To Test Graph		Pass
		Edge_1RB_Left	Refer To Test Graph		Pass
		Edge_1RB_Right	Refer To Test Graph		Pass
	3649.98	Outer_Full	Refer To Test Graph		Pass
		Edge_1RB_Left	Refer To Test Graph		Pass
		Edge_1RB_Right	Refer To Test Graph		Pass
DFT-s-OFDM 64 QAM	3600	Outer_Full	Refer To Test Graph		Pass
		Edge_1RB_Left	Refer To Test Graph		Pass
		Edge_1RB_Right	Refer To Test Graph		Pass
	3624.99	Outer_Full	Refer To Test Graph		Pass
		Edge_1RB_Left	Refer To Test Graph		Pass
		Edge_1RB_Right	Refer To Test Graph		Pass
	3649.98	Outer_Full	Refer To Test Graph		Pass
		Edge_1RB_Left	Refer To Test Graph		Pass
		Edge_1RB_Right	Refer To Test Graph		Pass
DFT-s-OFDM 256 QAM	3600	Outer_Full	Refer To Test Graph		Pass
		Edge_1RB_Left	Refer To Test Graph		Pass
		Edge_1RB_Right	Refer To Test Graph		Pass
	3624.99	Outer_Full	Refer To Test Graph		Pass
		Edge_1RB_Left	Refer To Test Graph		Pass
		Edge_1RB_Right	Refer To Test Graph		Pass

	3649.98	Outer_Full	Refer To Test Graph	Pass
		Edge_1RB_Left	Refer To Test Graph	Pass
		Edge_1RB_Right	Refer To Test Graph	Pass
CP-OFDM QPSK	3600	Outer_Full	Refer To Test Graph	Pass
		Edge_1RB_Left	Refer To Test Graph	Pass
		Edge_1RB_Right	Refer To Test Graph	Pass
	3624.99	Outer_Full	Refer To Test Graph	Pass
		Edge_1RB_Left	Refer To Test Graph	Pass
		Edge_1RB_Right	Refer To Test Graph	Pass
	3649.98	Outer_Full	Refer To Test Graph	Pass
		Edge_1RB_Left	Refer To Test Graph	Pass
		Edge_1RB_Right	Refer To Test Graph	Pass
CP-OFDM 16 QAM	3600	Outer_Full	Refer To Test Graph	Pass
		Edge_1RB_Left	Refer To Test Graph	Pass
		Edge_1RB_Right	Refer To Test Graph	Pass
	3624.99	Outer_Full	Refer To Test Graph	Pass
		Edge_1RB_Left	Refer To Test Graph	Pass
		Edge_1RB_Right	Refer To Test Graph	Pass
	3649.98	Outer_Full	Refer To Test Graph	Pass
		Edge_1RB_Left	Refer To Test Graph	Pass
		Edge_1RB_Right	Refer To Test Graph	Pass
CP-OFDM 64 QAM	3600	Outer_Full	Refer To Test Graph	Pass
		Edge_1RB_Left	Refer To Test Graph	Pass
		Edge_1RB_Right	Refer To Test Graph	Pass
	3624.99	Outer_Full	Refer To Test Graph	Pass
		Edge_1RB_Left	Refer To Test Graph	Pass
		Edge_1RB_Right	Refer To Test Graph	Pass
	3649.98	Outer_Full	Refer To Test Graph	Pass
		Edge_1RB_Left	Refer To Test Graph	Pass
		Edge_1RB_Right	Refer To Test Graph	Pass
CP-OFDM 256 QAM	3600	Outer_Full	Refer To Test Graph	Pass
		Edge_1RB_Left	Refer To Test Graph	Pass
		Edge_1RB_Right	Refer To Test Graph	Pass
	3624.99	Outer_Full	Refer To Test Graph	Pass
		Edge_1RB_Left	Refer To Test Graph	Pass
		Edge_1RB_Right	Refer To Test Graph	Pass
	3649.98	Outer_Full	Refer To Test Graph	Pass
		Edge_1RB_Left	Refer To Test Graph	Pass
		Edge_1RB_Right	Refer To Test Graph	Pass

6.2 Test Graph

6.2.1 30k_SISO_10MHz_NTNV

n48_30kHz_SISO_NTNV_10MHz_DFT-s-OFDM PI/2 BPSK_3555MHz_Outer_Full_Ant1

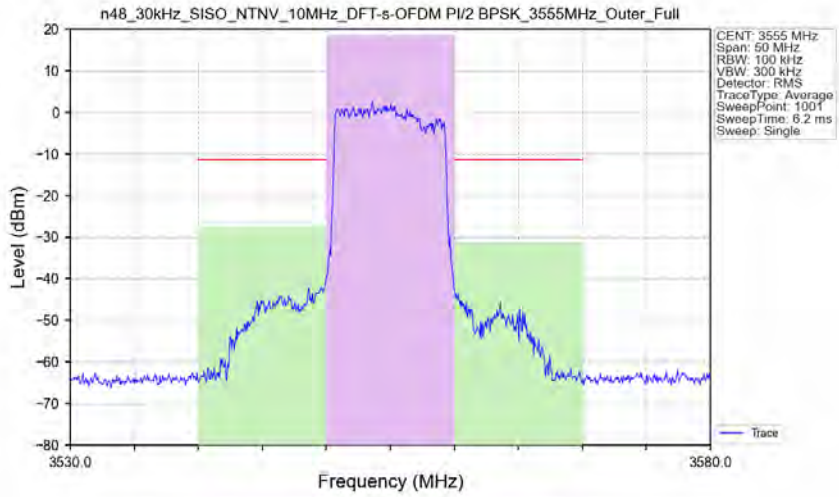

Channel	OffSet (MHz)	Integ BW (MHz)	Power (dBm)	dBc	Limit (dBc)	Margin (dB)	Status
Carrier	/	10.00	18.59	/	/	/	/
Adjacent	-10	10.00	-27.60	-46.19	-30	16.19	Pass
Adjacent	10	10.00	-31.14	-49.73	-30	19.73	Pass

n48_30kHz_SISO_NTNV_10MHz_DFT-s-OFDM PI/2 BPSK_3555MHz_Edge_1RB_Left_Ant1

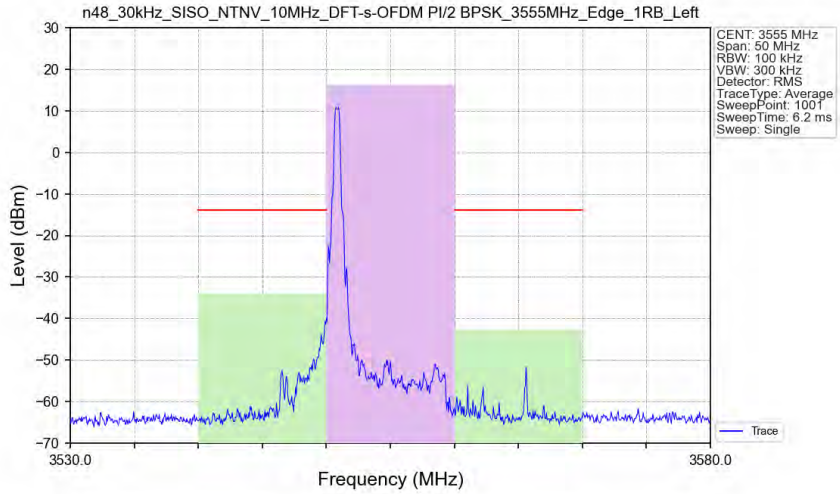

Channel	OffSet (MHz)	Integ BW (MHz)	Power (dBm)	dBc	Limit (dBc)	Margin (dB)	Status
Carrier	/	10.00	16.14	/	/	/	/
Adjacent	-10	10.00	-34.13	-50.27	-30	20.27	Pass
Adjacent	10	10.00	-42.72	-58.86	-30	28.86	Pass

n48_30kHz_SISO_NTNV_10MHz_DFT-s-OFDM PI/2 BPSK_3555MHz_Edge_1RB_Right_Ant1

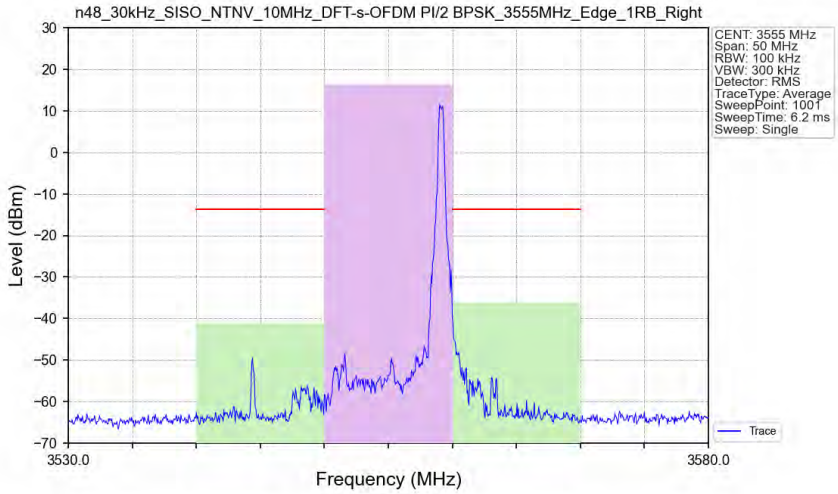

Channel	OffSet (MHz)	Integ BW (MHz)	Power (dBm)	dBc	Limit (dBc)	Margin (dB)	Status
Carrier	/	10.00	16.32	/	/	/	/
Adjacent	-10	10.00	-40.97	-57.29	-30	27.29	Pass
Adjacent	10	10.00	-36.03	-52.35	-30	22.35	Pass

n48_30kHz_SISO_NTNV_10MHz_DFT-s-OFDM PI/2 BPSK_3624.99MHz_Outer_Full_Ant1

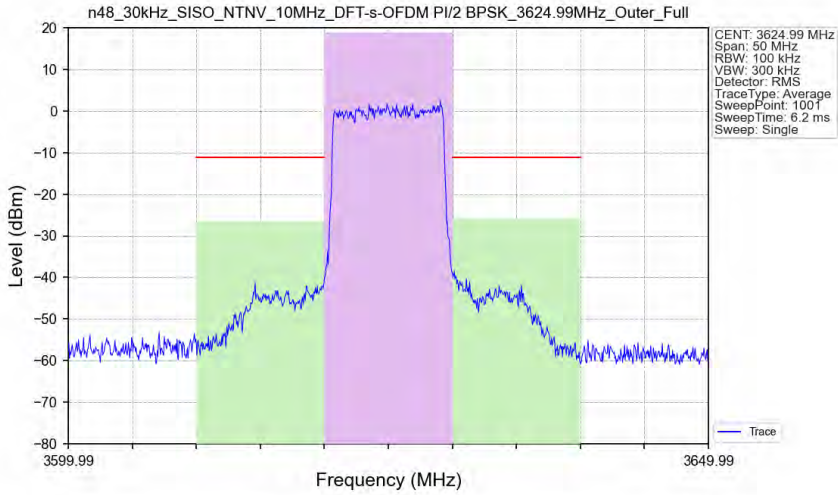

Channel	OffSet (MHz)	Integ BW (MHz)	Power (dBm)	dBc	Limit (dBc)	Margin (dB)	Status
Carrier	/	10.00	18.89	/	/	/	/
Adjacent	-10	10.00	-26.63	-45.52	-30	15.52	Pass
Adjacent	10	10.00	-25.92	-44.81	-30	14.81	Pass

n48_30kHz_SISO_NTNV_10MHz_DFT-s-OFDM PI/2 BPSK_3624.99MHz_Edge_1RB_Left_Ant1

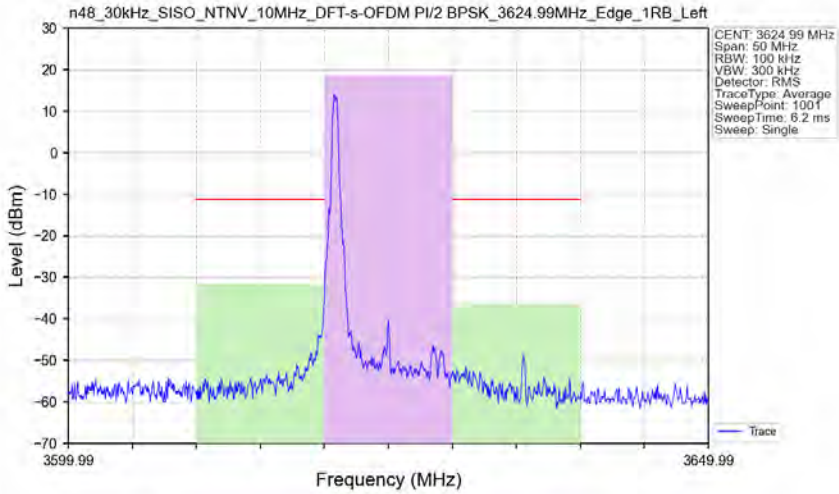

Channel	OffSet (MHz)	Integ BW (MHz)	Power (dBm)	dBc	Limit (dBc)	Margin (dB)	Status
Carrier	/	10.00	18.75	/	/	/	/
Adjacent	-10	10.00	-31.60	-50.35	-30	20.35	Pass
Adjacent	10	10.00	-36.31	-55.06	-30	25.06	Pass

n48_30kHz_SISO_NTNV_10MHz_DFT-s-OFDM PI/2 BPSK_3624.99MHz_Edge_1RB_Right_Ant1

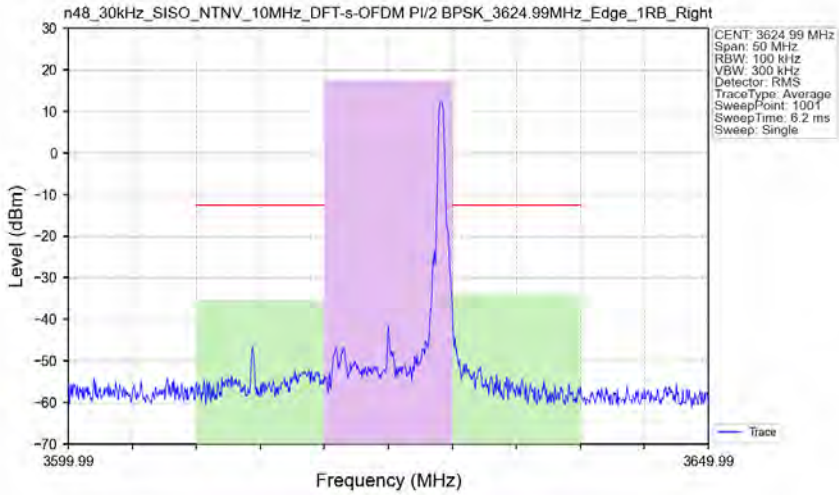

Channel	OffSet (MHz)	Integ BW (MHz)	Power (dBm)	dBc	Limit (dBc)	Margin (dB)	Status
Carrier	/	10.00	17.45	/	/	/	/
Adjacent	-10	10.00	-35.22	-52.67	-30	22.67	Pass
Adjacent	10	10.00	-33.99	-51.44	-30	21.44	Pass

n48_30kHz_SISO_NTNV_10MHz_DFT-s-OFDM PI/2 BPSK_3694.98MHz_Outer_Full_Ant1

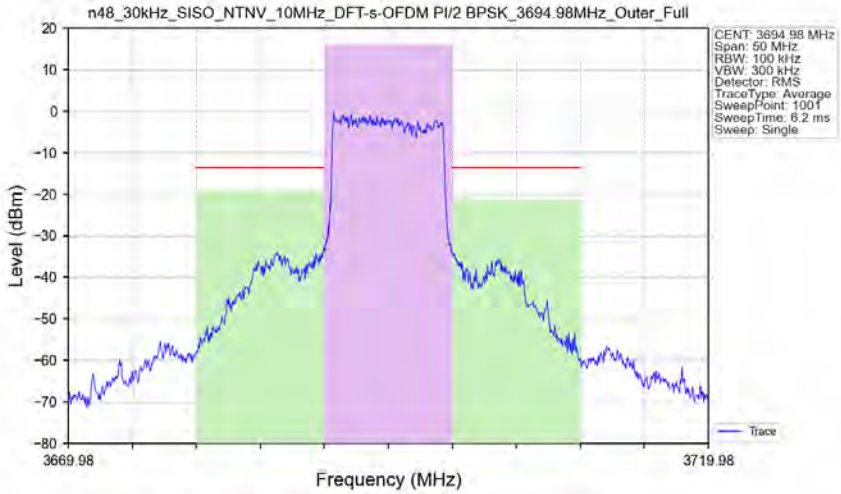

Channel	OffSet (MHz)	Integ BW (MHz)	Power (dBm)	dBc	Limit (dBc)	Margin (dB)	Status
Carrier	/	10.00	16.22	/	/	/	/
Adjacent	-10	10.00	-19.16	-35.38	-30	5.38	Pass
Adjacent	10	10.00	-21.11	-37.33	-30	7.33	Pass

n48_30kHz_SISO_NTNV_10MHz_DFT-s-OFDM PI/2 BPSK_3694.98MHz_Edge_1RB_Left_Ant1

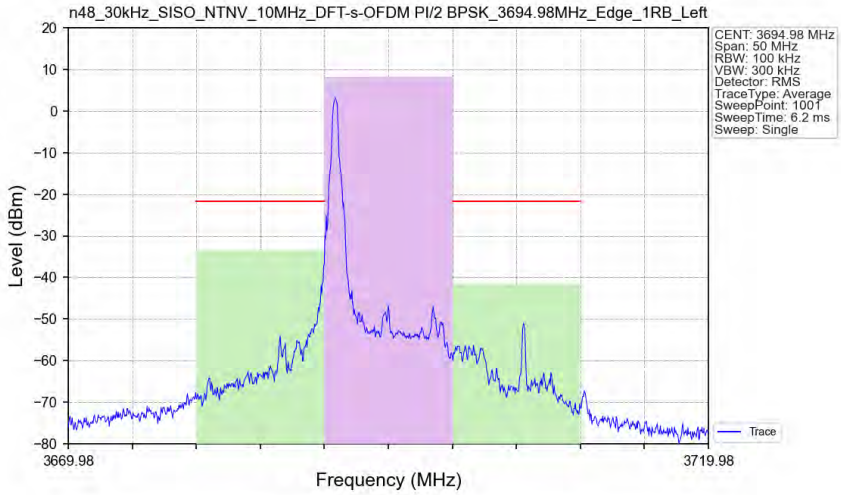

Channel	OffSet (MHz)	Integ BW (MHz)	Power (dBm)	dBc	Limit (dBc)	Margin (dB)	Status
Carrier	/	10.00	8.23	/	/	/	/
Adjacent	-10	10.00	-33.49	-41.72	-30	11.72	Pass
Adjacent	10	10.00	-41.58	-49.81	-30	19.81	Pass

n48_30kHz_SISO_NTNV_10MHz_DFT-s-OFDM PI/2 BPSK_3694.98MHz_Edge_1RB_Right_Ant1

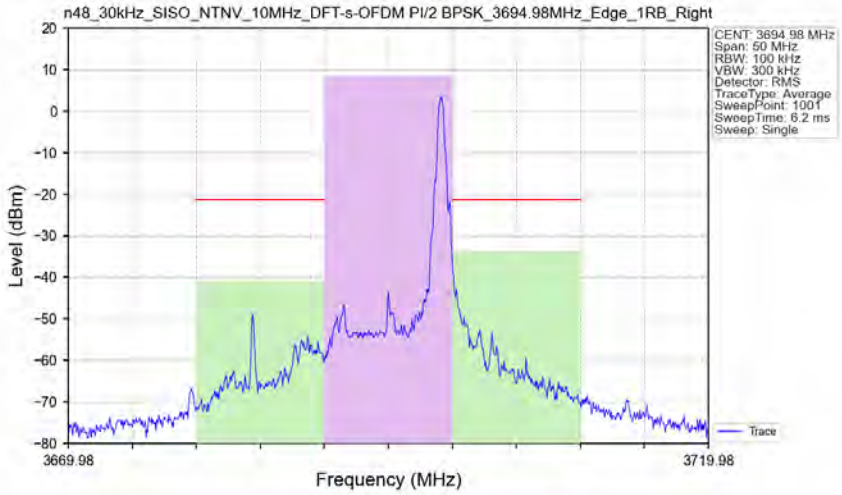

Channel	OffSet (MHz)	Integ BW (MHz)	Power (dBm)	dBc	Limit (dBc)	Margin (dB)	Status
Carrier	/	10.00	8.57	/	/	/	/
Adjacent	-10	10.00	-40.80	-49.37	-30	19.37	Pass
Adjacent	10	10.00	-33.74	-42.31	-30	12.31	Pass

n48_30kHz_SISO_NTNV_10MHz_DFT-s-OFDM QPSK_3555MHz_Outer_Full_Ant1

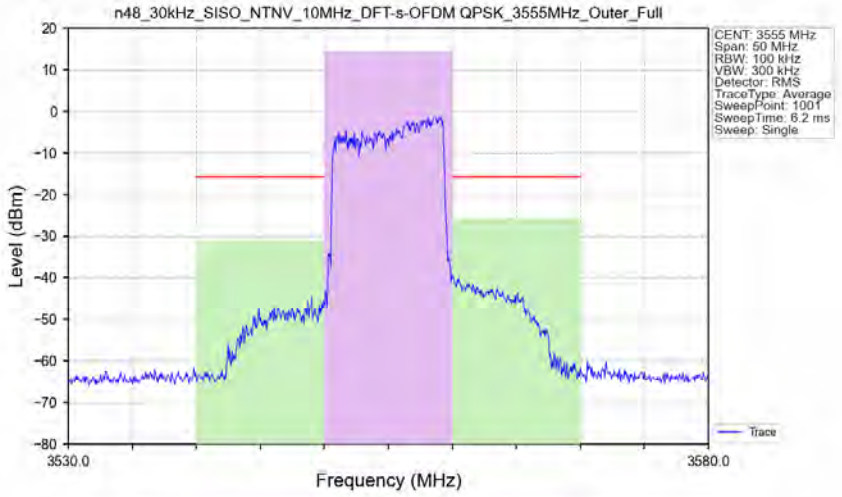

Channel	OffSet (MHz)	Integ BW (MHz)	Power (dBm)	dBc	Limit (dBc)	Margin (dB)	Status
Carrier	/	10.00	14.27	/	/	/	/
Adjacent	-10	10.00	-31.03	-45.30	-30	15.30	Pass
Adjacent	10	10.00	-25.78	-40.05	-30	10.05	Pass

n48_30kHz_SISO_NTNV_10MHz_DFT-s-OFDM QPSK_3555MHz_Edge_1RB_Left_Ant1

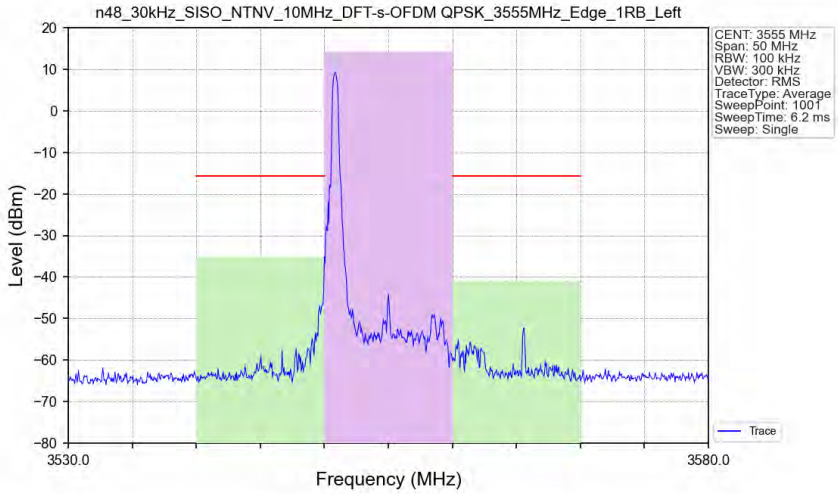

Channel	OffSet (MHz)	Integ BW (MHz)	Power (dBm)	dBc	Limit (dBc)	Margin (dB)	Status
Carrier	/	10.00	14.21	/	/	/	/
Adjacent	-10	10.00	-35.28	-49.49	-30	19.49	Pass
Adjacent	10	10.00	-40.95	-55.16	-30	25.16	Pass

n48_30kHz_SISO_NTNV_10MHz_DFT-s-OFDM QPSK_3555MHz_Edge_1RB_Right_Ant1

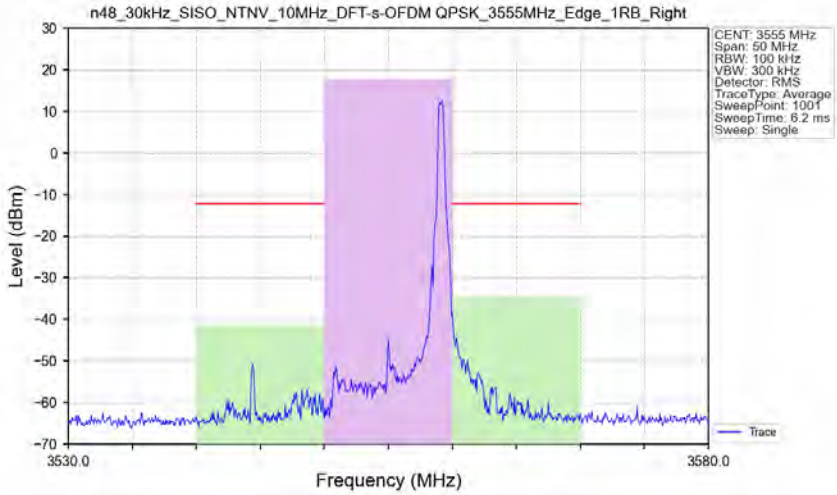

Channel	OffSet (MHz)	Integ BW (MHz)	Power (dBm)	dBc	Limit (dBc)	Margin (dB)	Status
Carrier	/	10.00	17.71	/	/	/	/
Adjacent	-10	10.00	-41.37	-59.08	-30	29.08	Pass
Adjacent	10	10.00	-34.72	-52.43	-30	22.43	Pass

n48_30kHz_SISO_NTNV_10MHz_DFT-s-OFDM QPSK_3624.99MHz_Outer_Full_Ant1

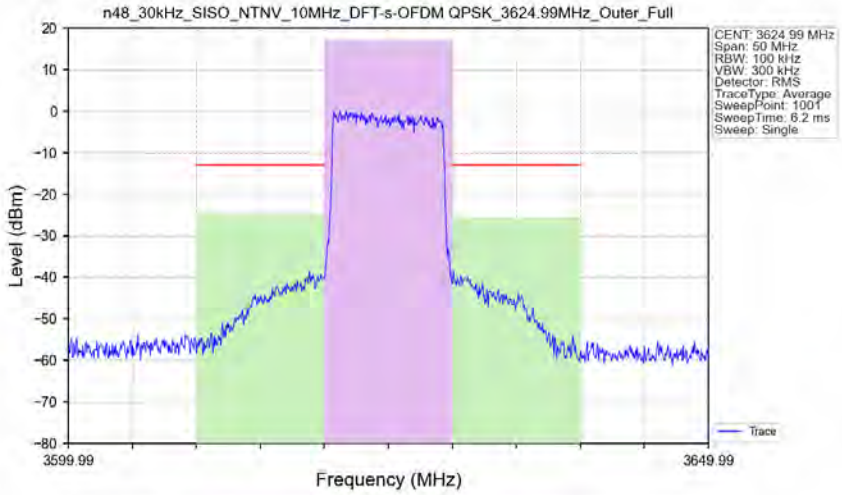

Channel	OffSet (MHz)	Integ BW (MHz)	Power (dBm)	dBc	Limit (dBc)	Margin (dB)	Status
Carrier	/	10.00	17.09	/	/	/	/
Adjacent	-10	10.00	-24.79	-41.88	-30	11.88	Pass
Adjacent	10	10.00	-25.52	-42.61	-30	12.61	Pass

n48_30kHz_SISO_NTNV_10MHz_DFT-s-OFDM QPSK_3624.99MHz_Edge_1RB_Left_Ant1

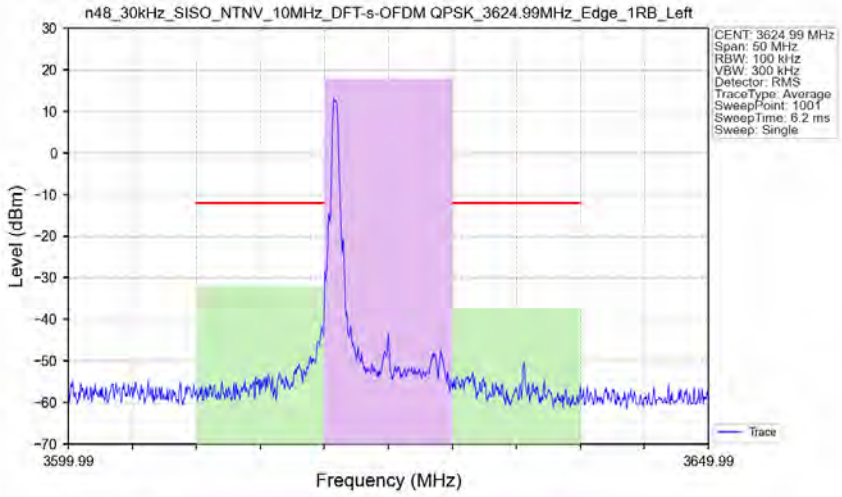

Channel	OffSet (MHz)	Integ BW (MHz)	Power (dBm)	dBc	Limit (dBc)	Margin (dB)	Status
Carrier	/	10.00	17.90	/	/	/	/
Adjacent	-10	10.00	-31.96	-49.86	-30	19.86	Pass
Adjacent	10	10.00	-37.11	-55.01	-30	25.01	Pass

n48_30kHz_SISO_NTNV_10MHz_DFT-s-OFDM QPSK_3624.99MHz_Edge_1RB_Right_Ant1

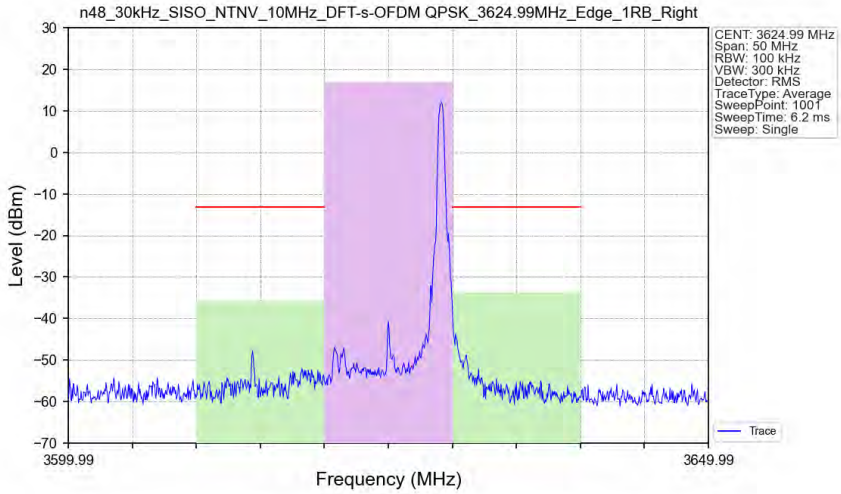

Channel	OffSet (MHz)	Integ BW (MHz)	Power (dBm)	dBc	Limit (dBc)	Margin (dB)	Status
Carrier	/	10.00	16.82	/	/	/	/
Adjacent	-10	10.00	-35.79	-52.61	-30	22.61	Pass
Adjacent	10	10.00	-33.69	-50.51	-30	20.51	Pass

n48_30kHz_SISO_NTNV_10MHz_DFT-s-OFDM QPSK_3694.98MHz_Outer_Full_Ant1

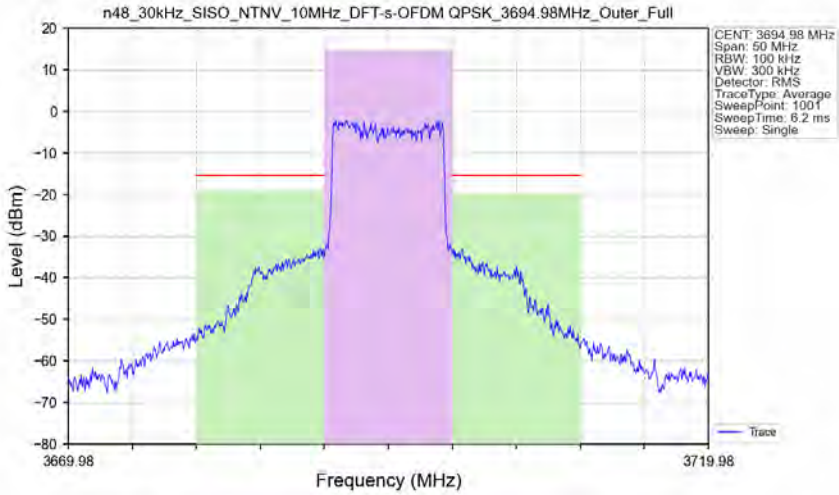

Channel	OffSet (MHz)	Integ BW (MHz)	Power (dBm)	dBc	Limit (dBc)	Margin (dB)	Status
Carrier	/	10.00	14.75	/	/	/	/
Adjacent	-10	10.00	-18.90	-33.65	-30	3.65	Pass
Adjacent	10	10.00	-19.79	-34.54	-30	4.54	Pass

n48_30kHz_SISO_NTNV_10MHz_DFT-s-OFDM QPSK_3694.98MHz_Edge_1RB_Left_Ant1

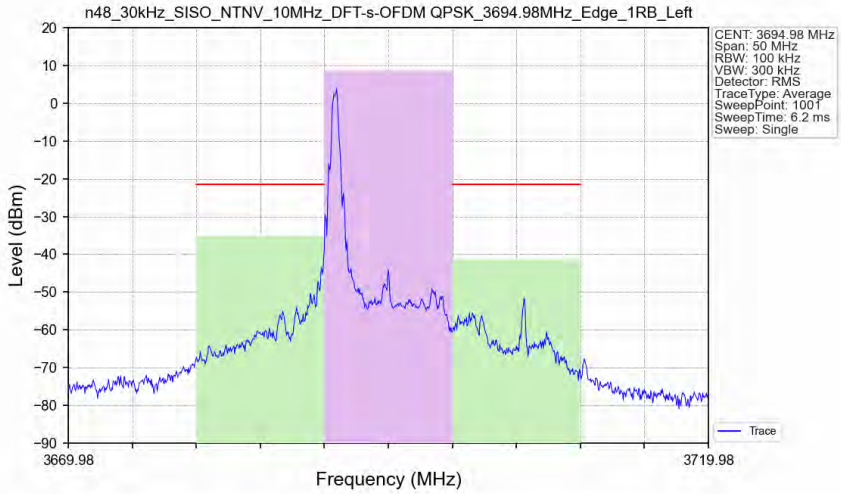

Channel	OffSet (MHz)	Integ BW (MHz)	Power (dBm)	dBc	Limit (dBc)	Margin (dB)	Status
Carrier	/	10.00	8.56	/	/	/	/
Adjacent	-10	10.00	-35.01	-43.57	-30	13.57	Pass
Adjacent	10	10.00	-41.37	-49.93	-30	19.93	Pass

n48_30kHz_SISO_NTNV_10MHz_DFT-s-OFDM QPSK_3694.98MHz_Edge_1RB_Right_Ant1

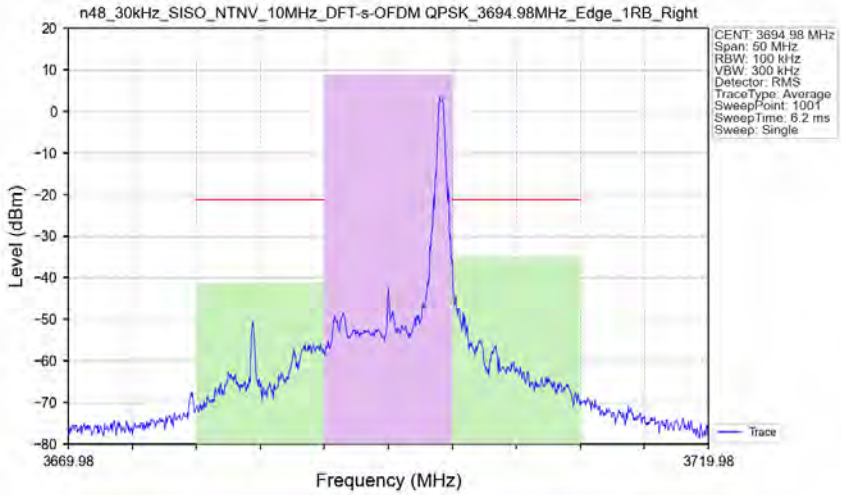

Channel	OffSet (MHz)	Integ BW (MHz)	Power (dBm)	dBc	Limit (dBc)	Margin (dB)	Status
Carrier	/	10.00	8.83	/	/	/	/
Adjacent	-10	10.00	-41.22	-50.05	-30	20.05	Pass
Adjacent	10	10.00	-35.04	-43.87	-30	13.87	Pass

n48_30kHz_SISO_NTNV_10MHz_DFT-s-OFDM 16 QAM_3555MHz_Outer_Full_Ant1

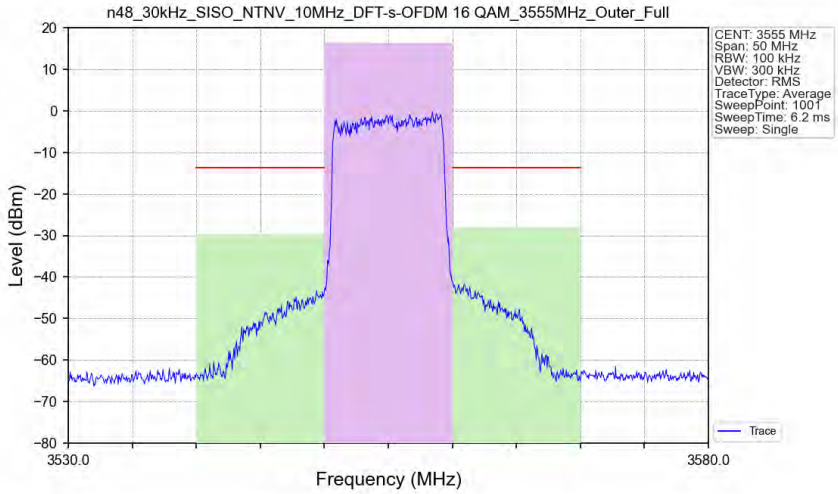

Channel	OffSet (MHz)	Integ BW (MHz)	Power (dBm)	dBc	Limit (dBc)	Margin (dB)	Status
Carrier	/	10.00	16.28	/	/	/	/
Adjacent	-10	10.00	-29.73	-46.01	-30	16.01	Pass
Adjacent	10	10.00	-28.12	-44.40	-30	14.40	Pass

n48_30kHz_SISO_NTNV_10MHz_DFT-s-OFDM 16 QAM_3555MHz_Edge_1RB_Left_Ant1

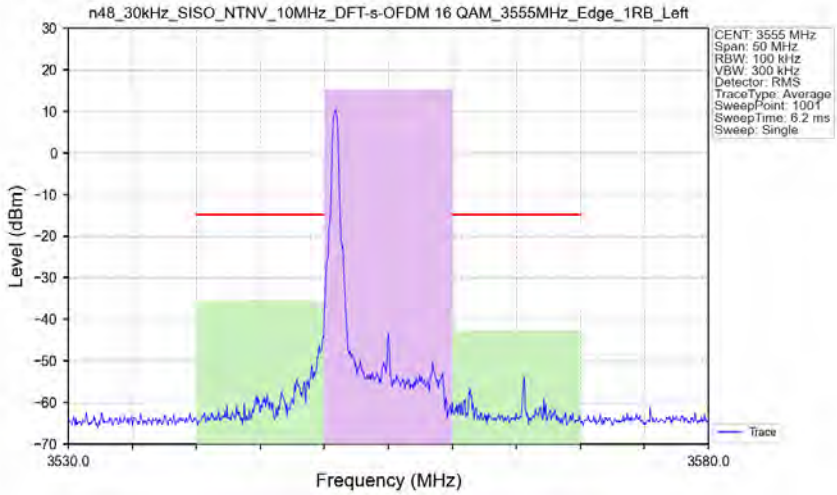

Channel	OffSet (MHz)	Integ BW (MHz)	Power (dBm)	dBc	Limit (dBc)	Margin (dB)	Status
Carrier	/	10.00	15.16	/	/	/	/
Adjacent	-10	10.00	-35.31	-50.47	-30	20.47	Pass
Adjacent	10	10.00	-42.69	-57.85	-30	27.85	Pass

n48_30kHz_SISO_NTNV_10MHz_DFT-s-OFDM 16 QAM_3555MHz_Edge_1RB_Right_Ant1

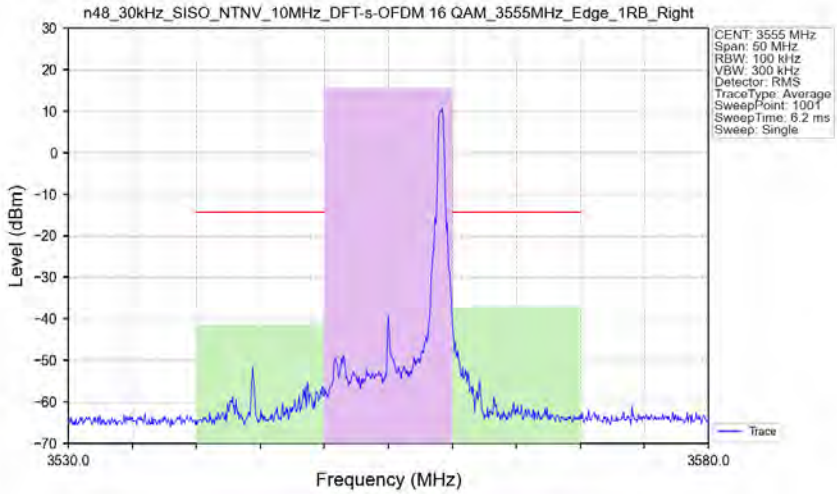

Channel	OffSet (MHz)	Integ BW (MHz)	Power (dBm)	dBc	Limit (dBc)	Margin (dB)	Status
Carrier	/	10.00	15.67	/	/	/	/
Adjacent	-10	10.00	-41.37	-57.04	-30	27.04	Pass
Adjacent	10	10.00	-36.78	-52.45	-30	22.45	Pass

n48_30kHz_SISO_NTNV_10MHz_DFT-s-OFDM 16 QAM_3624.99MHz_Outer_Full_Ant1

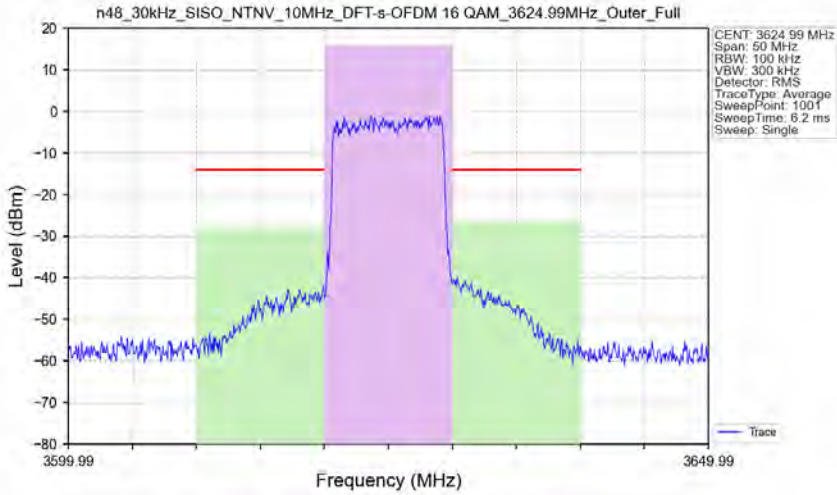

Channel	OffSet (MHz)	Integ BW (MHz)	Power (dBm)	dBc	Limit (dBc)	Margin (dB)	Status
Carrier	/	10.00	15.93	/	/	/	/
Adjacent	-10	10.00	-27.82	-43.75	-30	13.75	Pass
Adjacent	10	10.00	-26.61	-42.54	-30	12.54	Pass

n48_30kHz_SISO_NTNV_10MHz_DFT-s-OFDM 16 QAM_3624.99MHz_Edge_1RB_Left_Ant1

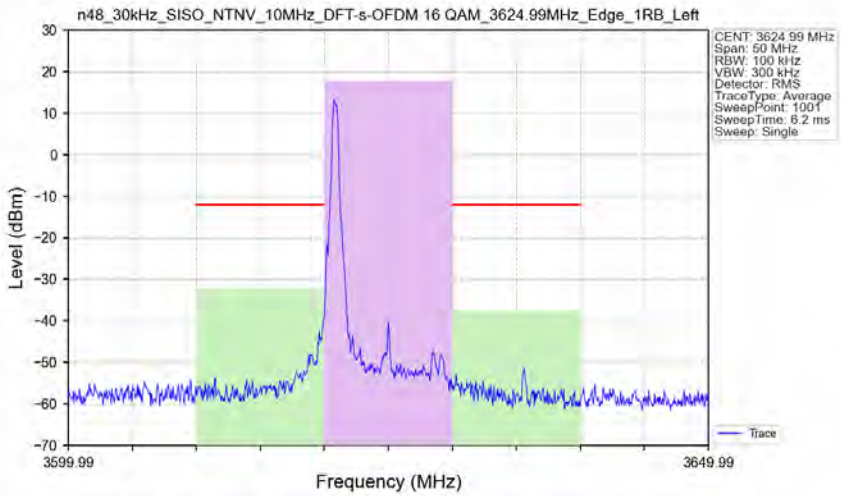

Channel	OffSet (MHz)	Integ BW (MHz)	Power (dBm)	dBc	Limit (dBc)	Margin (dB)	Status
Carrier	/	10.00	17.86	/	/	/	/
Adjacent	-10	10.00	-32.33	-50.19	-30	20.19	Pass
Adjacent	10	10.00	-37.68	-55.54	-30	25.54	Pass

n48_30kHz_SISO_NTNV_10MHz_DFT-s-OFDM 16 QAM_3624.99MHz_Edge_1RB_Right_Ant1

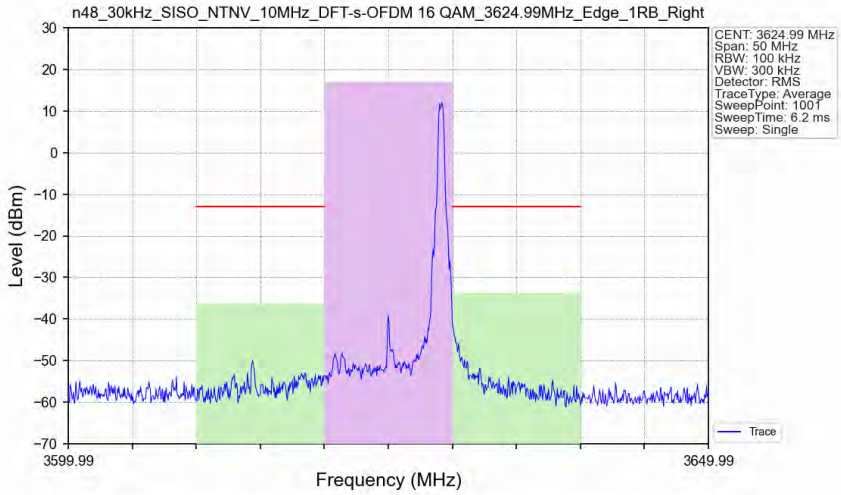

Channel	OffSet (MHz)	Integ BW (MHz)	Power (dBm)	dBc	Limit (dBc)	Margin (dB)	Status
Carrier	/	10.00	17.00	/	/	/	/
Adjacent	-10	10.00	-36.25	-53.25	-30	23.25	Pass
Adjacent	10	10.00	-33.80	-50.80	-30	20.80	Pass

n48_30kHz_SISO_NTNV_10MHz_DFT-s-OFDM 16 QAM_3694.98MHz_Outer_Full_Ant1

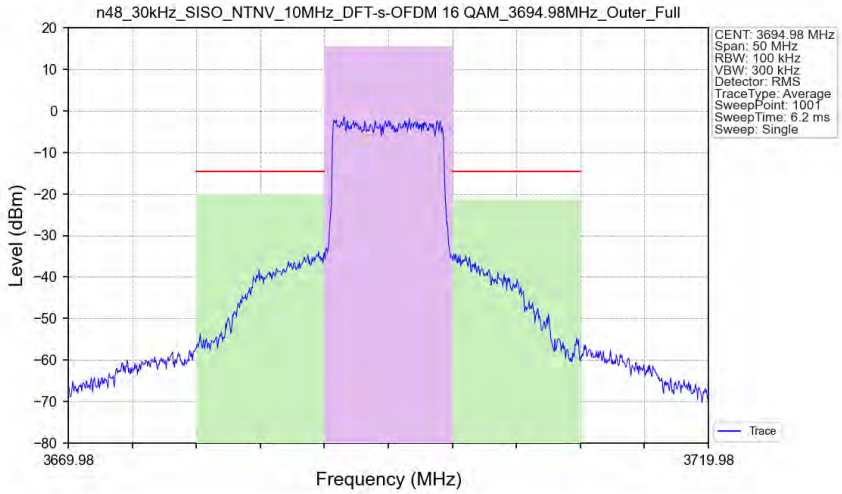

Channel	OffSet (MHz)	Integ BW (MHz)	Power (dBm)	dBc	Limit (dBc)	Margin (dB)	Status
Carrier	/	10.00	15.45	/	/	/	/
Adjacent	-10	10.00	-20.01	-35.46	-30	5.46	Pass
Adjacent	10	10.00	-21.18	-36.63	-30	6.63	Pass

n48_30kHz_SISO_NTNV_10MHz_DFT-s-OFDM 16 QAM_3694.98MHz_Edge_1RB_Left_Ant1

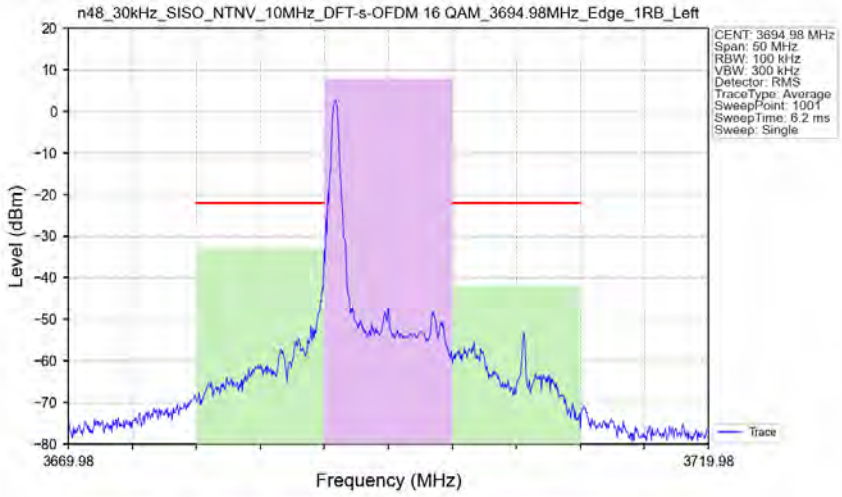

Channel	OffSet (MHz)	Integ BW (MHz)	Power (dBm)	dBc	Limit (dBc)	Margin (dB)	Status
Carrier	/	10.00	8.01	/	/	/	/
Adjacent	-10	10.00	-32.86	-40.87	-30	10.87	Pass
Adjacent	10	10.00	-41.99	-50.00	-30	20.00	Pass

n48_30kHz_SISO_NTNV_10MHz_DFT-s-OFDM 16 QAM_3694.98MHz_Edge_1RB_Right_Ant1

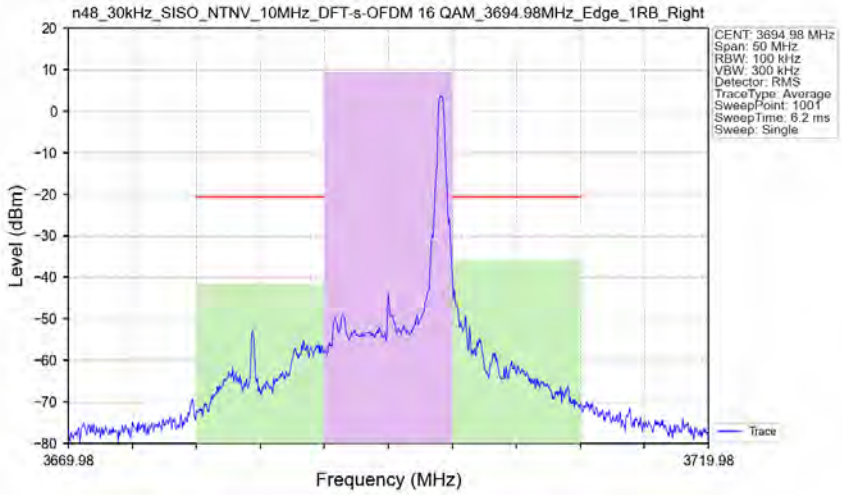

Channel	OffSet (MHz)	Integ BW (MHz)	Power (dBm)	dBc	Limit (dBc)	Margin (dB)	Status
Carrier	/	10.00	9.42	/	/	/	/
Adjacent	-10	10.00	-41.44	-50.86	-30	20.86	Pass
Adjacent	10	10.00	-35.83	-45.25	-30	15.25	Pass

n48_30kHz_SISO_NTNV_10MHz_DFT-s-OFDM 64 QAM_3555MHz_Outer_Full_Ant1

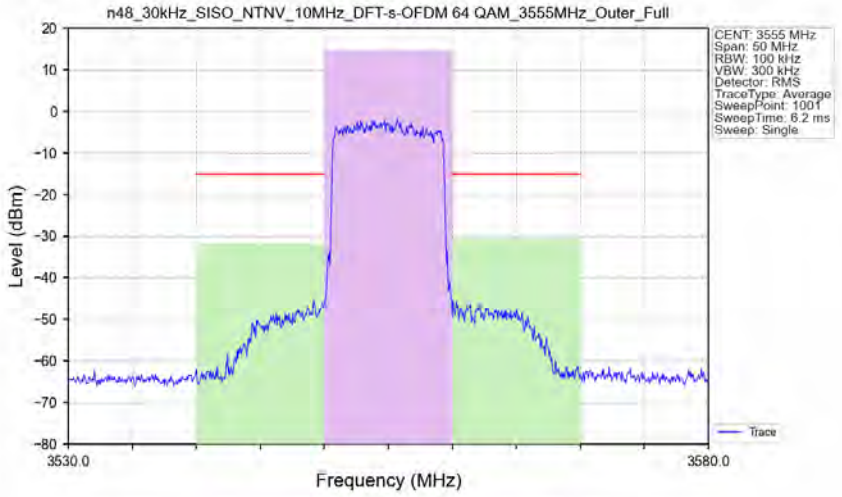

Channel	OffSet (MHz)	Integ BW (MHz)	Power (dBm)	dBc	Limit (dBc)	Margin (dB)	Status
Carrier	/	10.00	14.80	/	/	/	/
Adjacent	-10	10.00	-31.81	-46.61	-30	16.61	Pass
Adjacent	10	10.00	-30.72	-45.52	-30	15.52	Pass

n48_30kHz_SISO_NTNV_10MHz_DFT-s-OFDM 64 QAM_3555MHz_Edge_1RB_Left_Ant1

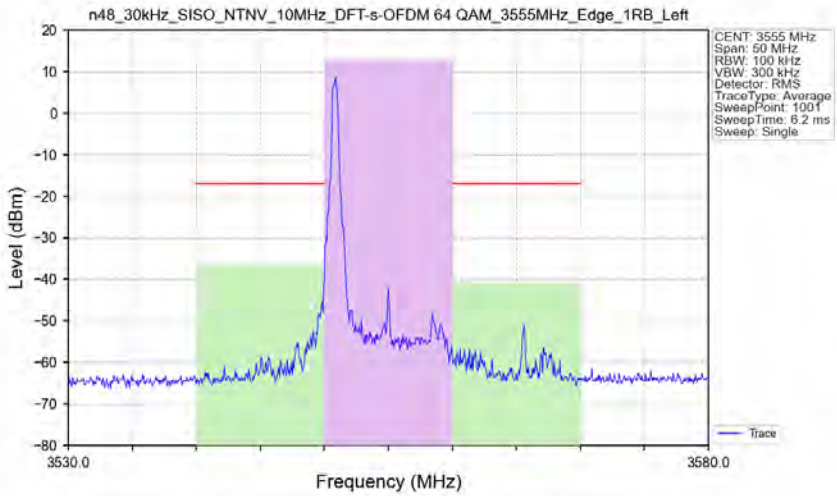

Channel	OffSet (MHz)	Integ BW (MHz)	Power (dBm)	dBc	Limit (dBc)	Margin (dB)	Status
Carrier	/	10.00	12.97	/	/	/	/
Adjacent	-10	10.00	-36.41	-49.38	-30	19.38	Pass
Adjacent	10	10.00	-40.77	-53.74	-30	23.74	Pass

n48_30kHz_SISO_NTNV_10MHz_DFT-s-OFDM 64 QAM_3555MHz_Edge_1RB_Right_Ant1

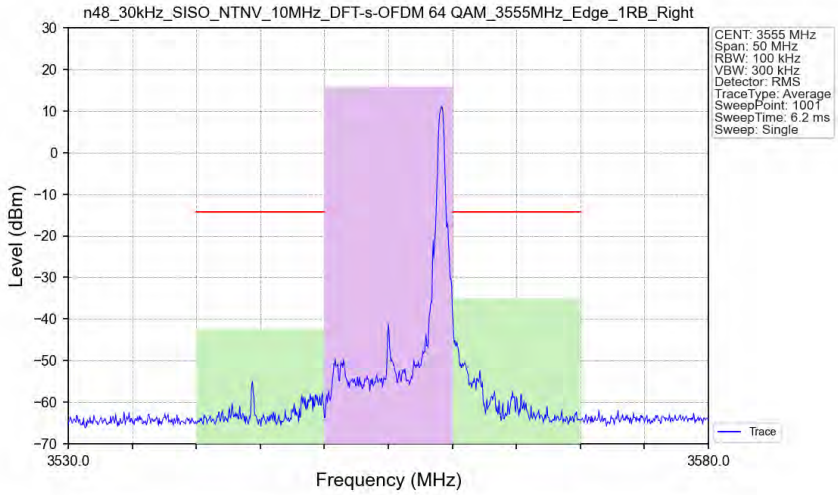

Channel	OffSet (MHz)	Integ BW (MHz)	Power (dBm)	dBc	Limit (dBc)	Margin (dB)	Status
Carrier	/	10.00	15.75	/	/	/	/
Adjacent	-10	10.00	-42.51	-58.26	-30	28.26	Pass
Adjacent	10	10.00	-34.99	-50.74	-30	20.74	Pass

n48_30kHz_SISO_NTNV_10MHz_DFT-s-OFDM 64 QAM_3624.99MHz_Outer_Full_Ant1

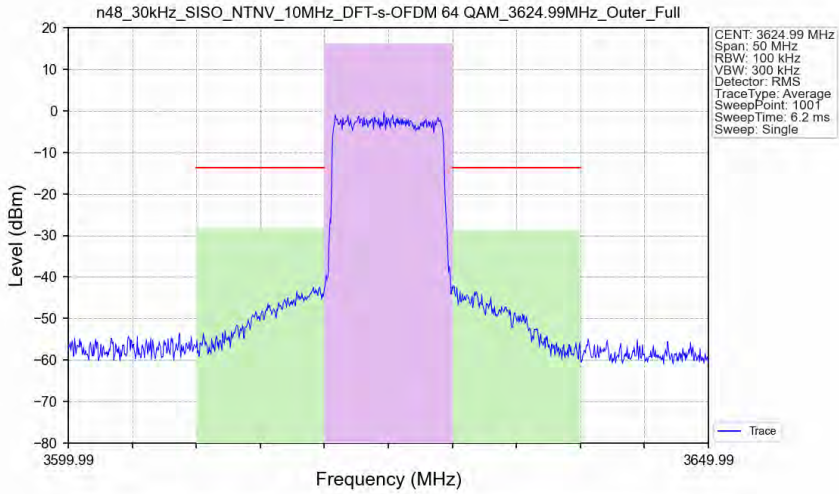

Channel	OffSet (MHz)	Integ BW (MHz)	Power (dBm)	dBc	Limit (dBc)	Margin (dB)	Status
Carrier	/	10.00	16.24	/	/	/	/
Adjacent	-10	10.00	-28.18	-44.42	-30	14.42	Pass
Adjacent	10	10.00	-28.90	-45.14	-30	15.14	Pass

n48_30kHz_SISO_NTNV_10MHz_DFT-s-OFDM 64 QAM_3624.99MHz_Edge_1RB_Left_Ant1

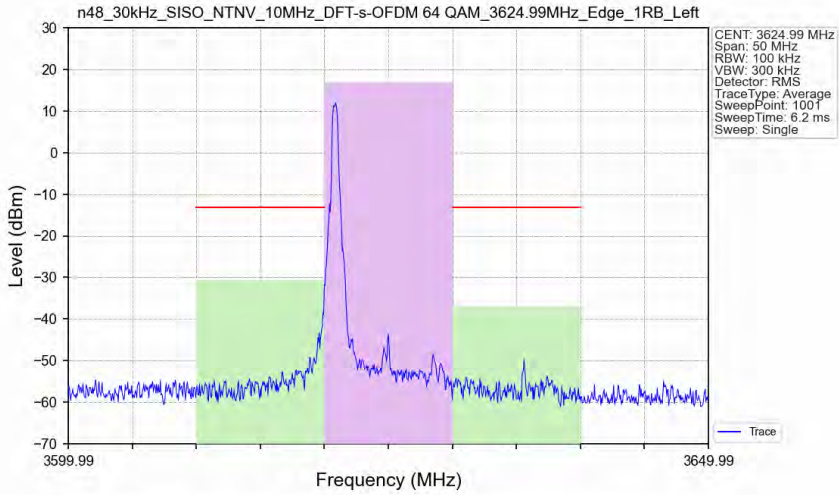

Channel	OffSet (MHz)	Integ BW (MHz)	Power (dBm)	dBc	Limit (dBc)	Margin (dB)	Status
Carrier	/	10.00	16.83	/	/	/	/
Adjacent	-10	10.00	-30.60	-47.43	-30	17.43	Pass
Adjacent	10	10.00	-36.94	-53.77	-30	23.77	Pass

n48_30kHz_SISO_NTNV_10MHz_DFT-s-OFDM 64 QAM_3624.99MHz_Edge_1RB_Right_Ant1

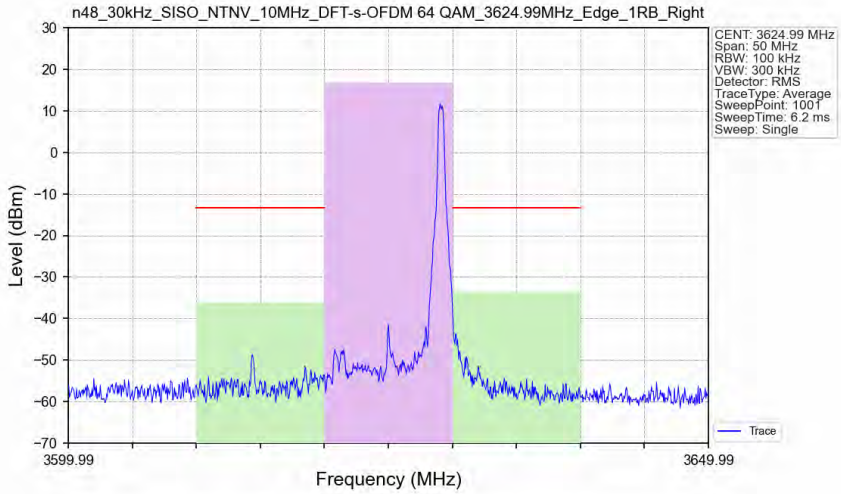

Channel	OffSet (MHz)	Integ BW (MHz)	Power (dBm)	dBc	Limit (dBc)	Margin (dB)	Status
Carrier	/	10.00	16.66	/	/	/	/
Adjacent	-10	10.00	-36.11	-52.77	-30	22.77	Pass
Adjacent	10	10.00	-33.62	-50.28	-30	20.28	Pass

n48_30kHz_SISO_NTNV_10MHz_DFT-s-OFDM 64 QAM_3694.98MHz_Outer_Full_Ant1

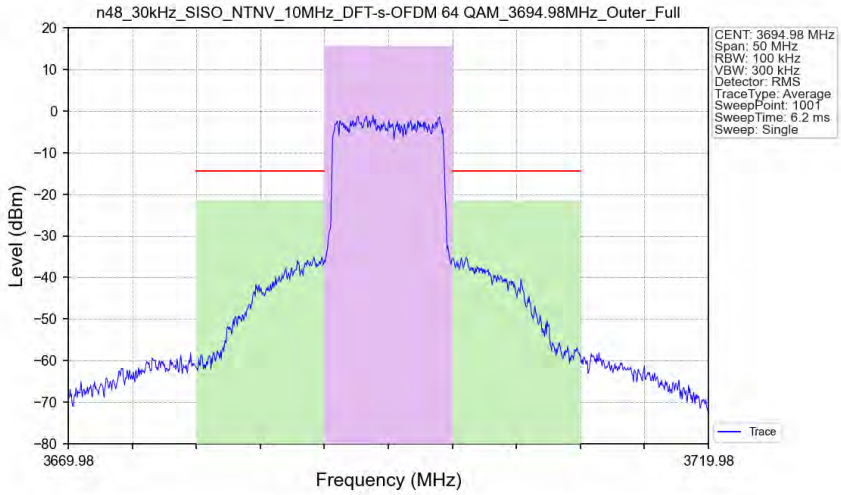

Channel	OffSet (MHz)	Integ BW (MHz)	Power (dBm)	dBc	Limit (dBc)	Margin (dB)	Status
Carrier	/	10.00	15.62	/	/	/	/
Adjacent	-10	10.00	-21.43	-37.05	-30	7.05	Pass
Adjacent	10	10.00	-21.45	-37.07	-30	7.07	Pass

n48_30kHz_SISO_NTNV_10MHz_DFT-s-OFDM 64 QAM_3694.98MHz_Edge_1RB_Left_Ant1

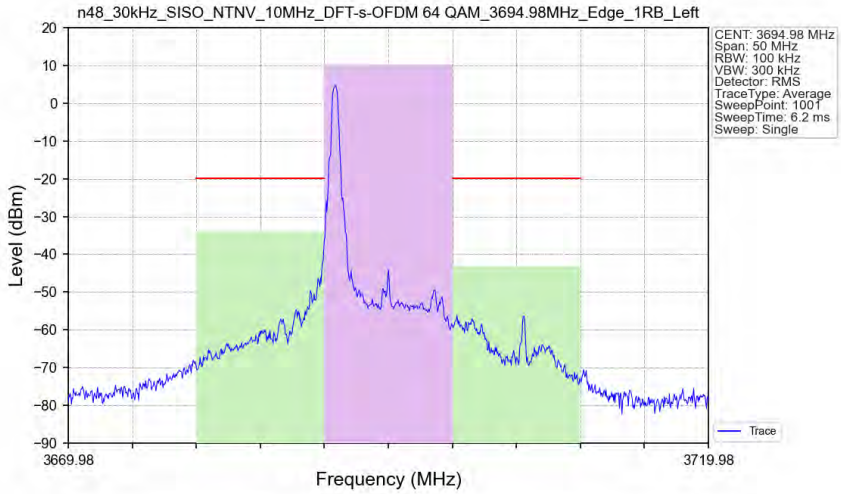

Channel	OffSet (MHz)	Integ BW (MHz)	Power (dBm)	dBc	Limit (dBc)	Margin (dB)	Status
Carrier	/	10.00	10.22	/	/	/	/
Adjacent	-10	10.00	-33.82	-44.04	-30	14.04	Pass
Adjacent	10	10.00	-43.14	-53.36	-30	23.36	Pass

n48_30kHz_SISO_NTNV_10MHz_DFT-s-OFDM 64 QAM_3694.98MHz_Edge_1RB_Right_Ant1

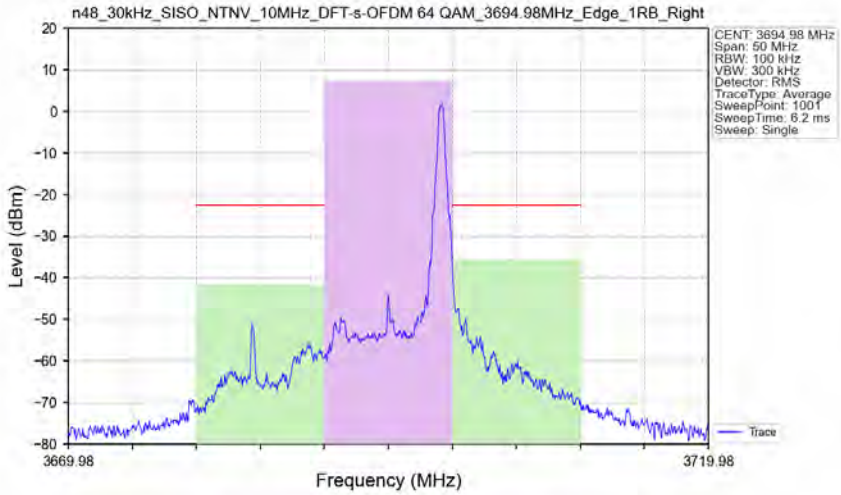

Channel	OffSet (MHz)	Integ BW (MHz)	Power (dBm)	dBc	Limit (dBc)	Margin (dB)	Status
Carrier	/	10.00	7.30	/	/	/	/
Adjacent	-10	10.00	-41.55	-48.85	-30	18.85	Pass
Adjacent	10	10.00	-35.56	-42.86	-30	12.86	Pass

n48_30kHz_SISO_NTNV_10MHz_DFT-s-OFDM 256 QAM_3555MHz_Outer_Full_Ant1

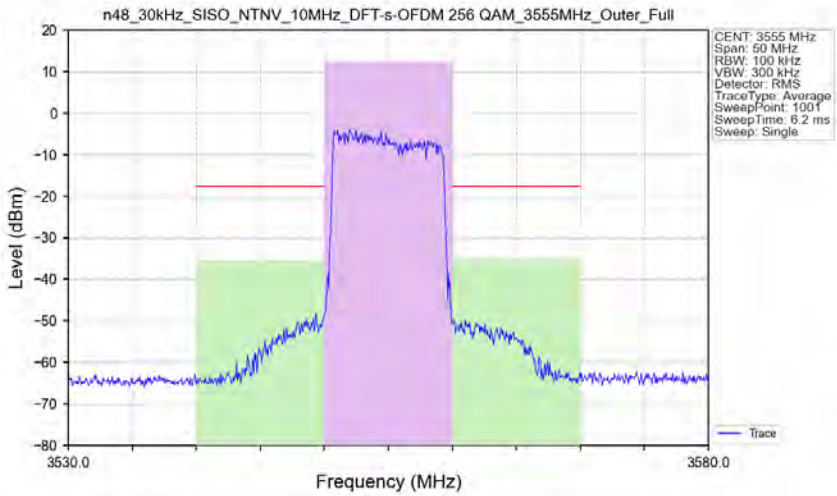

Channel	OffSet (MHz)	Integ BW (MHz)	Power (dBm)	dBc	Limit (dBc)	Margin (dB)	Status
Carrier	/	10.00	12.32	/	/	/	/
Adjacent	-10	10.00	-35.41	-47.73	-30	17.73	Pass
Adjacent	10	10.00	-34.93	-47.25	-30	17.25	Pass

n48_30kHz_SISO_NTNV_10MHz_DFT-s-OFDM 256 QAM_3555MHz_Edge_1RB_Left_Ant1

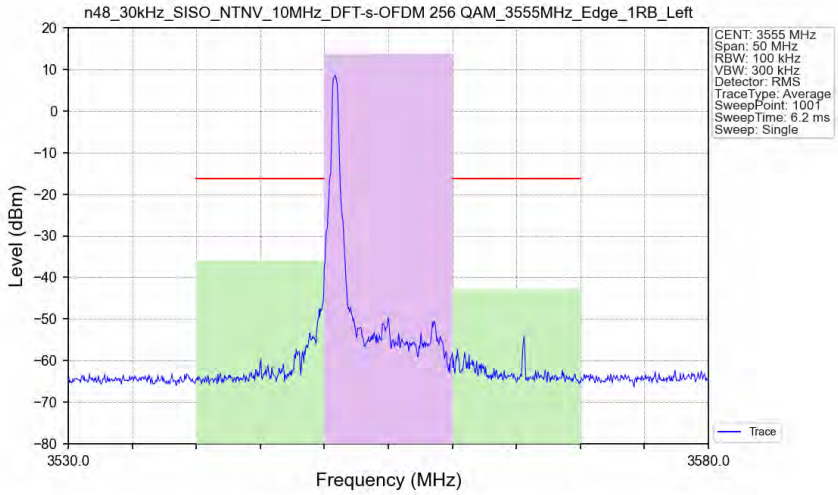

Channel	OffSet (MHz)	Integ BW (MHz)	Power (dBm)	dBc	Limit (dBc)	Margin (dB)	Status
Carrier	/	10.00	13.74	/	/	/	/
Adjacent	-10	10.00	-35.98	-49.72	-30	19.72	Pass
Adjacent	10	10.00	-42.79	-56.53	-30	26.53	Pass

n48_30kHz_SISO_NTNV_10MHz_DFT-s-OFDM 256 QAM_3555MHz_Edge_1RB_Right_Ant1

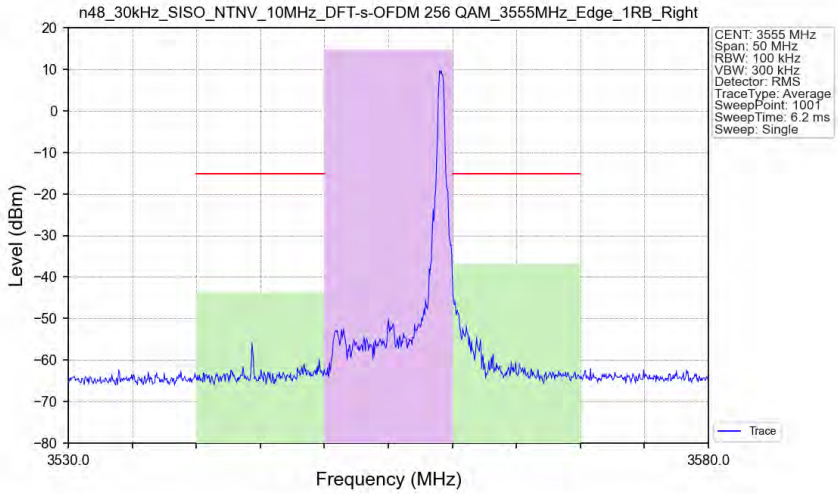

Channel	OffSet (MHz)	Integ BW (MHz)	Power (dBm)	dBc	Limit (dBc)	Margin (dB)	Status
Carrier	/	10.00	14.76	/	/	/	/
Adjacent	-10	10.00	-43.80	-58.56	-30	28.56	Pass
Adjacent	10	10.00	-36.85	-51.61	-30	21.61	Pass

n48_30kHz_SISO_NTNV_10MHz_DFT-s-OFDM 256 QAM_3624.99MHz_Outer_Full_Ant1

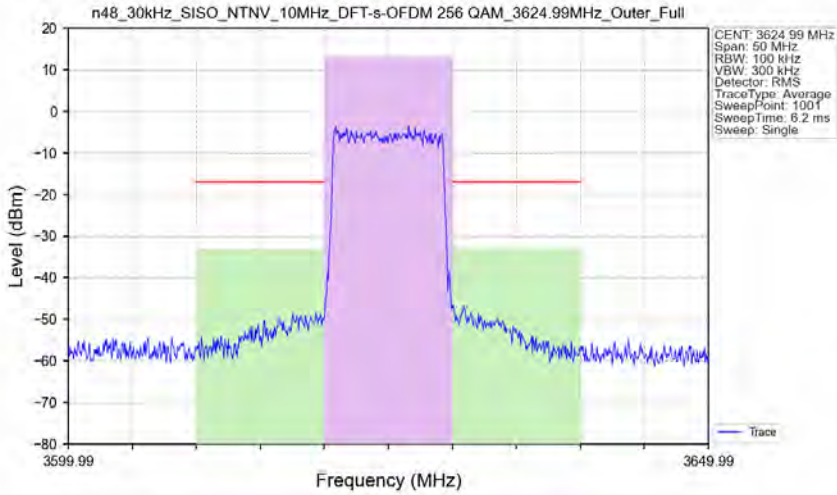

Channel	OffSet (MHz)	Integ BW (MHz)	Power (dBm)	dBc	Limit (dBc)	Margin (dB)	Status
Carrier	/	10.00	13.09	/	/	/	/
Adjacent	-10	10.00	-33.05	-46.14	-30	16.14	Pass
Adjacent	10	10.00	-32.74	-45.83	-30	15.83	Pass