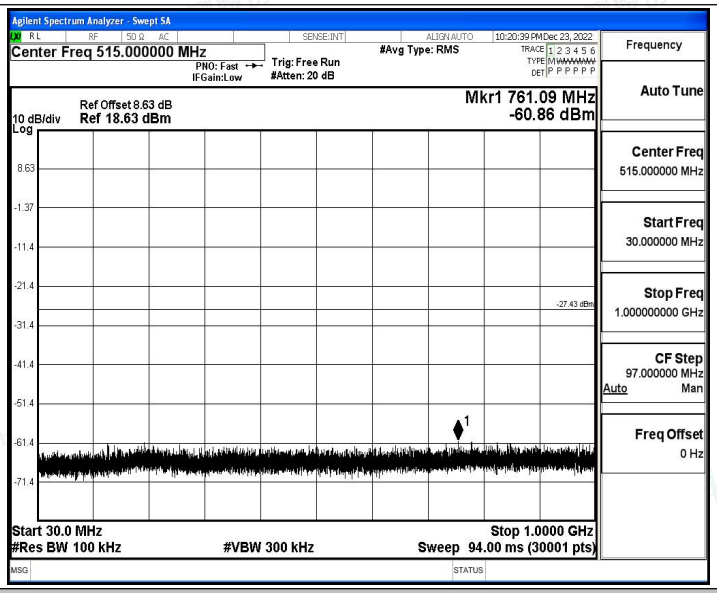

11G_Ant1_2462_1000~26500

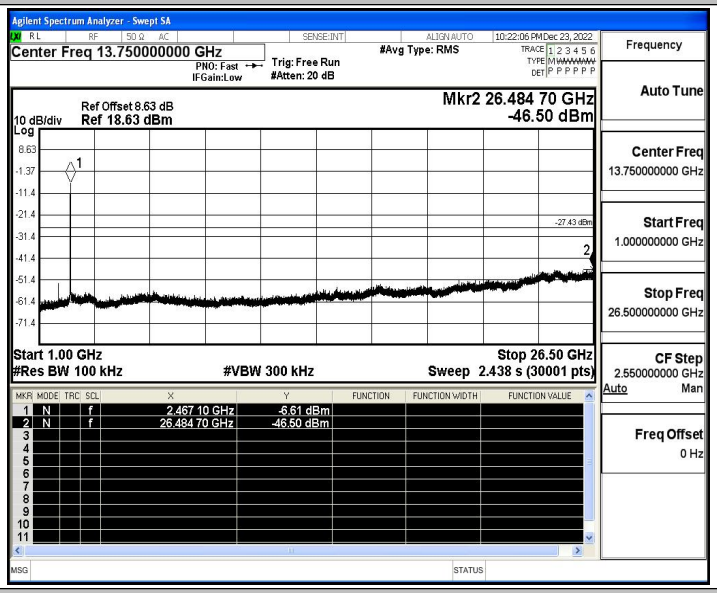

11N20SISO_Ant1_2412_0~Reference

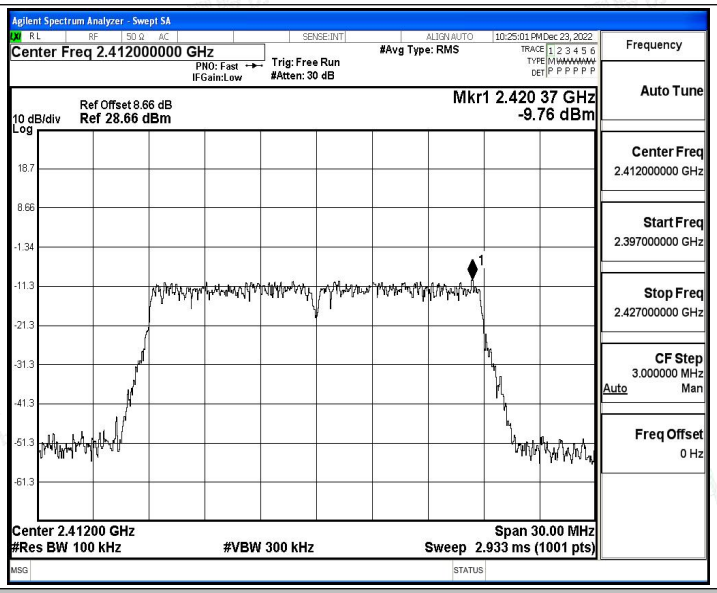

11N20SISO_Ant1_2412_30~1000

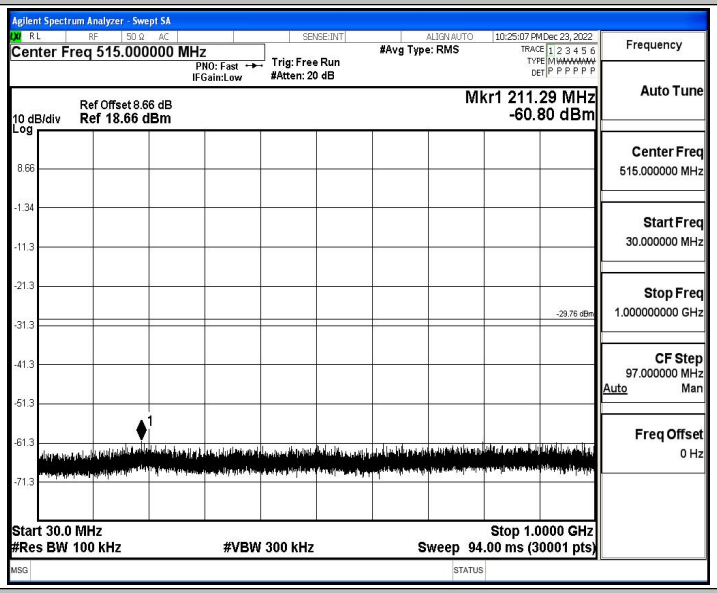

11N20SISO_Ant1_2412_1000~26500

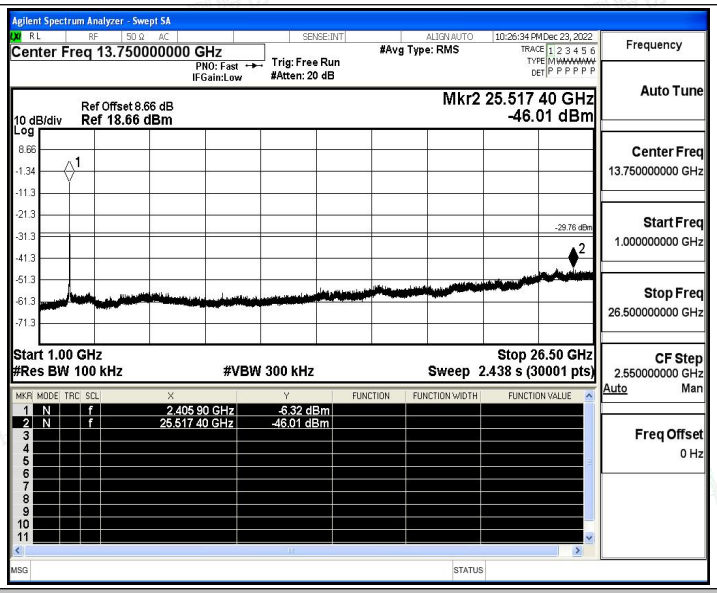

11N20SISO_Ant1_2437_0~Reference

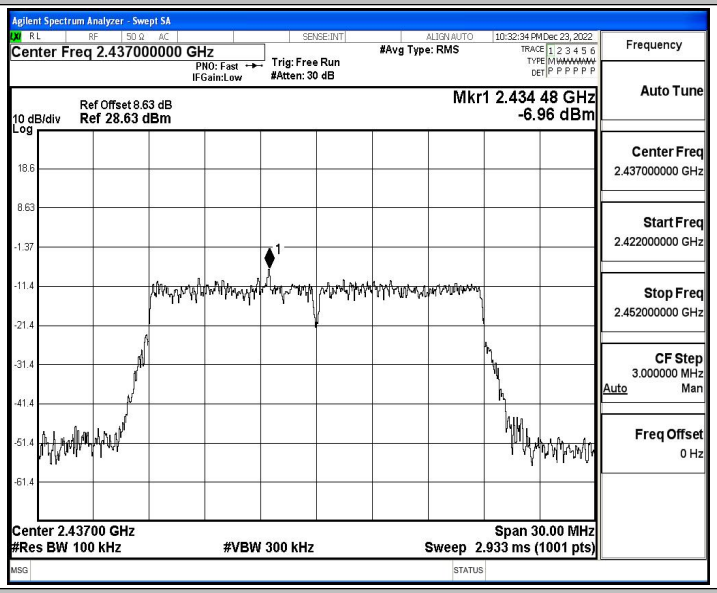

11N20SISO_Ant1_2437_30~1000

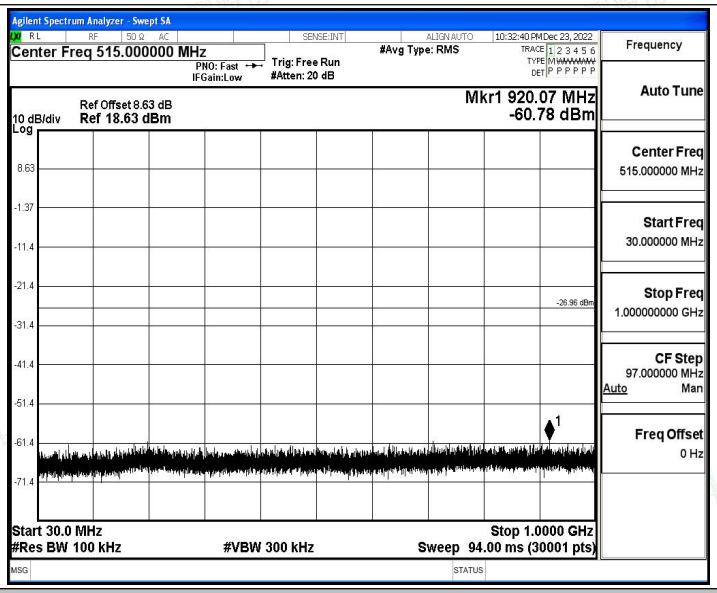

11N20SISO_Ant1_2437_1000~26500

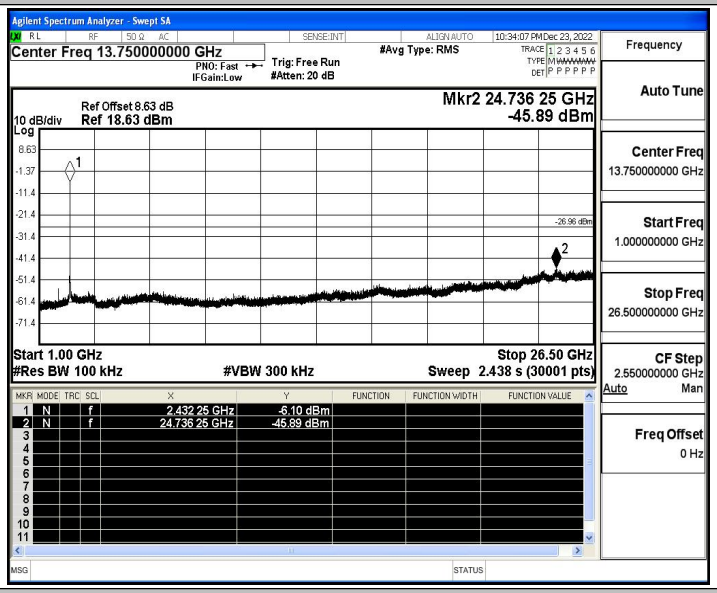

11N20SISO_Ant1_2462_0~Reference

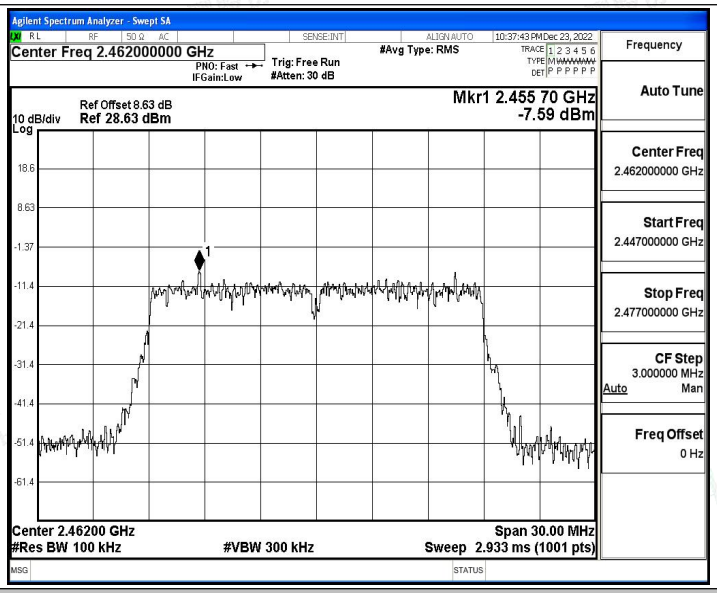

11N20SISO_Ant1_2462_30~1000

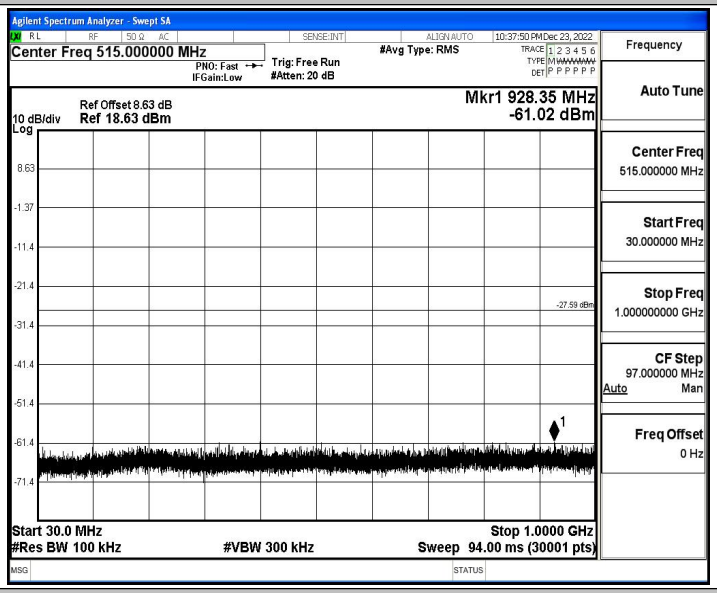

11N20SISO_Ant1_2462_1000~26500

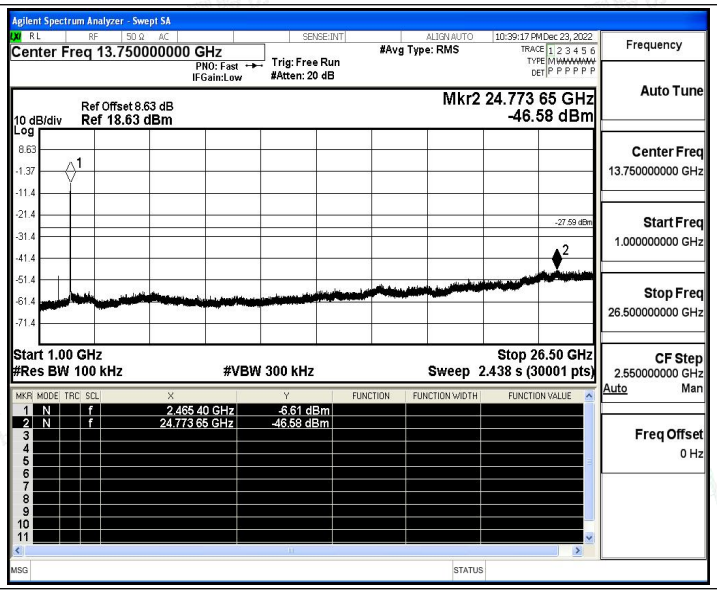
Agilent Spectrum Analyzer - Swept SA
Center Freq 13.750000000 GHz
PNO: Fast
IFGain:Low
Trig: Free Run
#Atten: 20 dB
#Avg Type: RMS
10:39:17 PM Dec 23, 2022
Ref Offset 8.63 dB
10 dB/div Ref 18.63 dBm
Log
Mkr2 24.773 65 GHz
-46.58 dBm
-27.59 dBm
Start 1.00 GHz
#Res BW 100 kHz
#VBW 300 kHz
Stop 26.50 GHz
Sweep 2.438 s (30001 pts)
1 N f 2.465 40 GHz -6.61 dBm
2 N f 24.773 65 GHz -46.58 dBm
Frequency
Auto Tune
Center Freq
13.750000000 GHz
Start Freq
1.000000000 GHz
Stop Freq
26.500000000 GHz
CF Step
2.550000000 GHz
Auto Man
Freq Offset
0 Hz

A.6 Duty Cycle

Test Result

TestMode	Antenna	Freq(MHz)	Transmission Duration [ms]	Transmission Period [ms]	Duty Cycle [%]	Factor	1/T[kHz]
11B	Ant1	2412	8.38	8.42	99.52	0.02	0.1
		2437	8.38	8.42	99.52	0.02	0.1
		2462	8.38	8.41	99.64	0.02	0.1
11G	Ant1	2412	1.39	1.43	97.20	0.12	0.72
		2437	1.39	1.43	97.20	0.12	0.72
		2462	1.39	1.43	97.20	0.12	0.72
11N20SISO	Ant1	2412	1.30	1.34	97.01	0.13	0.77
		2437	1.30	1.34	97.01	0.13	0.77
		2462	1.30	1.33	97.74	0.10	0.77

Test Graphs

11B_Ant1_2412

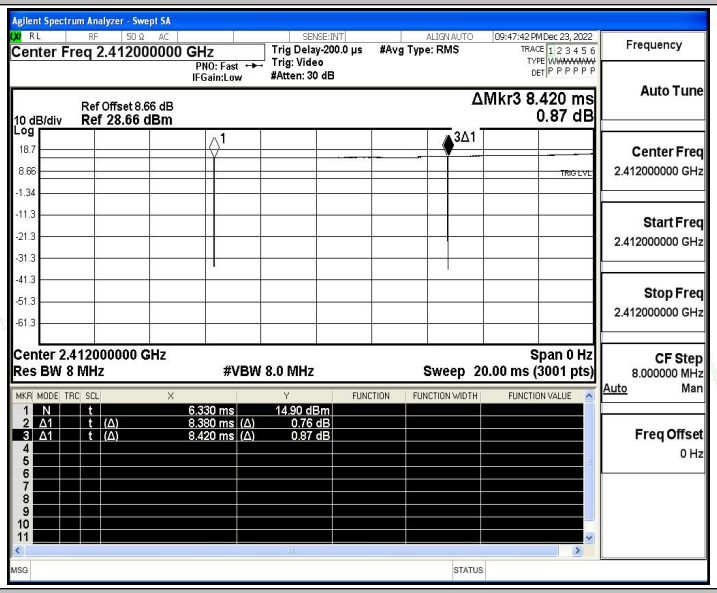

11B_Ant1_2437

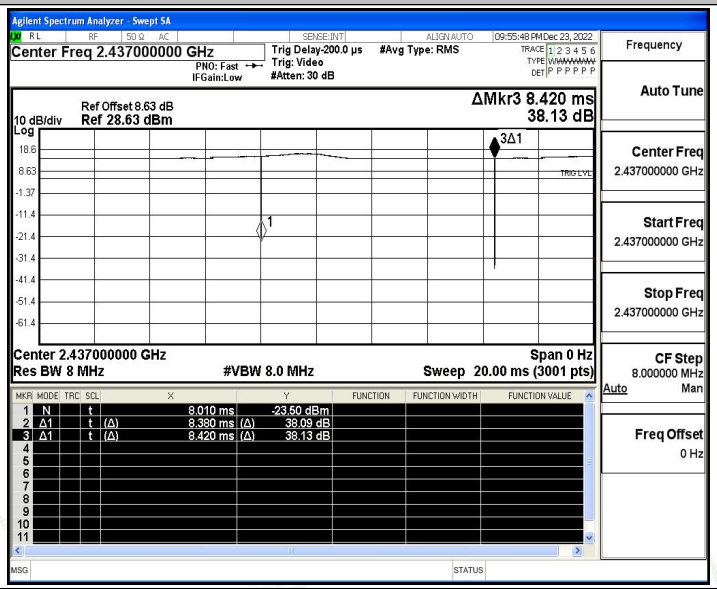

11B_Ant1_2462

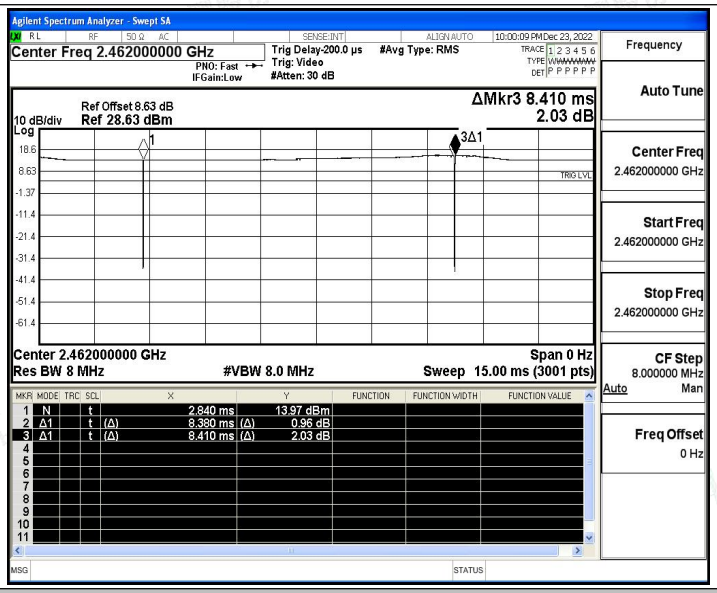

11G_Ant1_2412

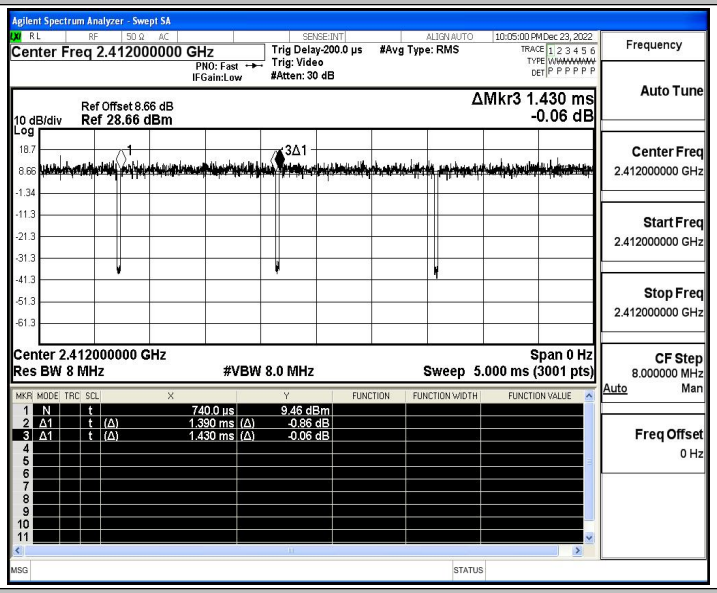

11G_Ant1_2437

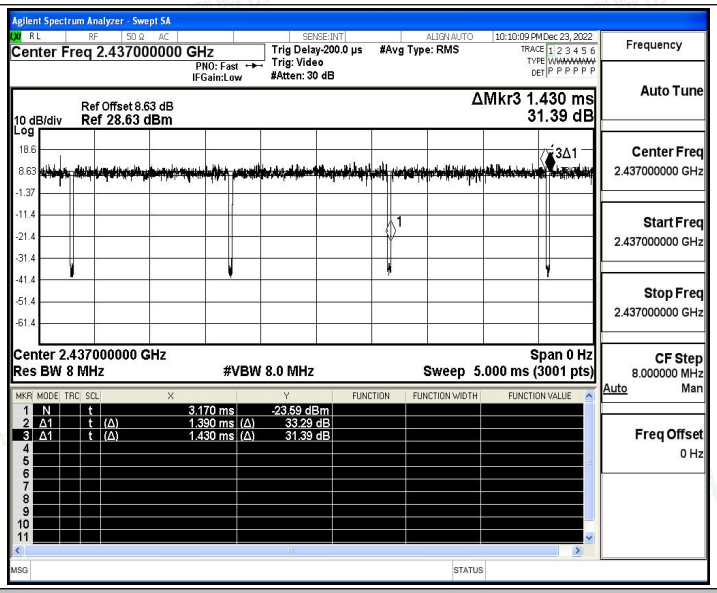

11G_Ant1_2462

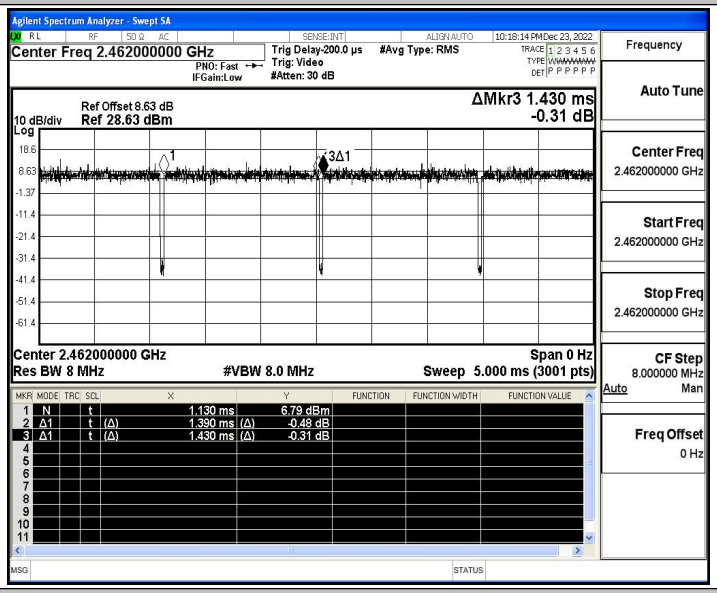

11N20SISO_Ant1_2412

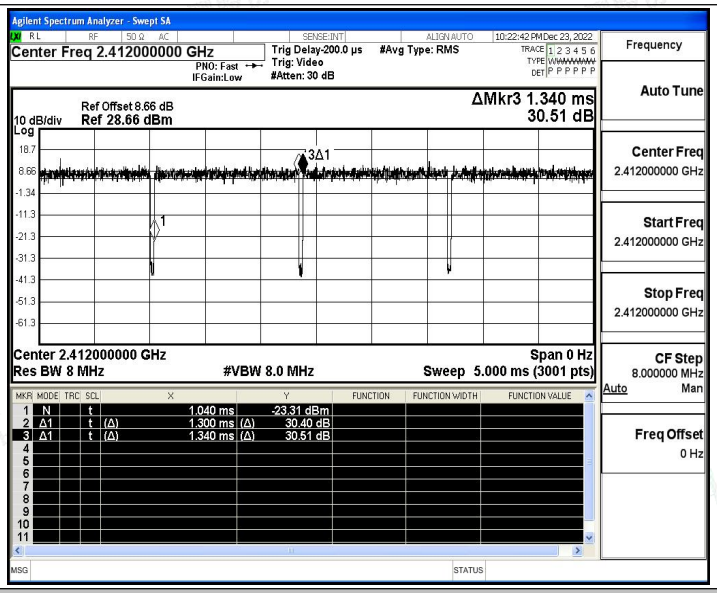

11N20SISO_Ant1_2437

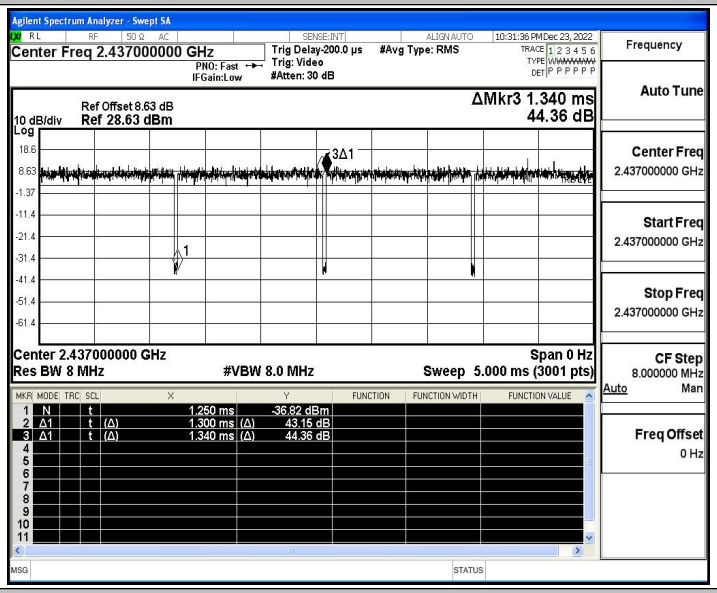

11N20SISO_Ant1_2462

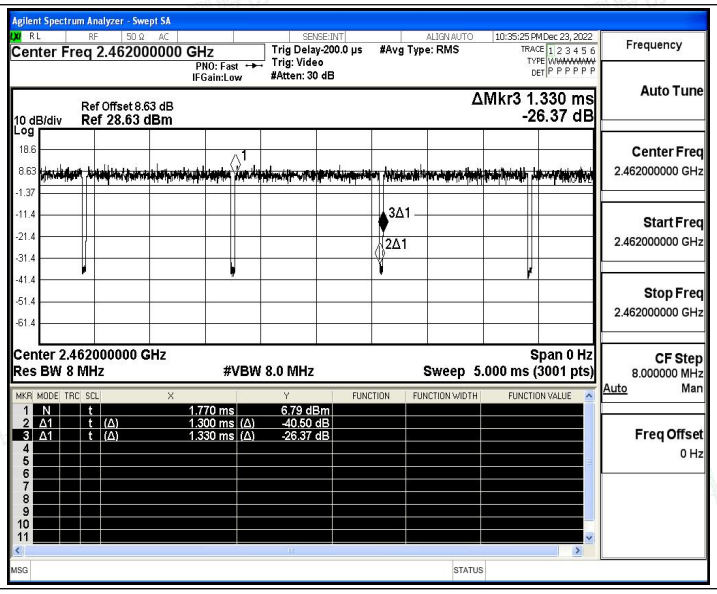
Agilent Spectrum Analyzer - Swept SA
Center Freq 2.462000000 GHz
PNO: Fast
IFGain:Low
Trig Delay-200.0 µs
Trig: Video
#Atten: 30 dB
#Avg Type: RMS
10:35:25 PM Dec 23, 2022
Ref Offset 8.63 dB
10 dB/div Ref 28.63 dBm
Log
ΔMkr3 1.330 ms
-26.37 dB
3Δ1
2Δ1
Center 2.462000000 GHz
Span 0 Hz
Res BW 8 MHz
#VBW 8.0 MHz
Sweep 5.000 ms (3001 pts)
1 N t 1.770 ms 6.79 dBm
2 Δ1 t (Δ) 1.300 ms (Δ) -40.50 dB
3 Δ1 t (Δ) 1.330 ms (Δ) -26.37 dB
Frequency
Auto Tune
Center Freq 2.462000000 GHz
Start Freq 2.462000000 GHz
Stop Freq 2.462000000 GHz
CF Step 8.000000 MHz
Auto Man
Freq Offset 0 Hz

A.7 Emissions in Restricted Bands

Test Result

TestMode	Antenna	ChName	Freq(MHz)	Detector	Freq [MHz]	Result [dBm]	Limit [dBm]	Result [dBuV/m]	Limit [dBuV/m]	Verdict
11B	Ant1	Low	2412	AV	2310.000	-58.71	≤-41.20	36.49	≤54	PASS
				AV	2389.960	-55.44	≤-41.20	39.76	≤54	PASS
				AV	2390.000	-55.44	≤-41.20	39.76	≤54	PASS
				Peak	2310.000	-48.15	≤-21.20	47.05	≤74	PASS
				Peak	2388.270	-45	≤-21.20	50.20	≤74	PASS
				Peak	2390.000	-45.28	≤-21.20	49.92	≤74	PASS
		High	2462	AV	2483.500	-55.45	≤-41.20	39.75	≤54	PASS
				AV	2485.980	-55.43	≤-41.20	39.77	≤54	PASS
				AV	2500.000	-57.05	≤-41.20	38.15	≤54	PASS
				Peak	2483.500	-45.6	≤-21.20	49.60	≤74	PASS
				Peak	2485.760	-44.94	≤-21.20	50.26	≤74	PASS
				Peak	2500.000	-46.31	≤-21.20	48.89	≤74	PASS
11G	Ant1	Low	2412	AV	2310.000	-57.76	≤-41.20	37.44	≤54	PASS
				AV	2389.830	-50.94	≤-41.20	44.26	≤54	PASS
				AV	2390.000	-50.99	≤-41.20	44.21	≤54	PASS
				Peak	2310.000	-46.37	≤-21.20	48.83	≤74	PASS
				Peak	2389.960	-35.89	≤-21.20	59.31	≤74	PASS
				Peak	2390.000	-35.89	≤-21.20	59.31	≤74	PASS
		High	2462	AV	2483.500	-53.62	≤-41.20	41.58	≤54	PASS
				AV	2483.560	-53.5	≤-41.20	41.70	≤54	PASS
				AV	2500.000	-55.89	≤-41.20	39.31	≤54	PASS
				Peak	2483.500	-39.59	≤-21.20	55.61	≤74	PASS
				Peak	2483.890	-38.75	≤-21.20	56.45	≤74	PASS
				Peak	2500.000	-45.56	≤-21.20	49.64	≤74	PASS
11N20SISO	Ant1	Low	2412	AV	2310.000	-57.93	≤-41.20	37.27	≤54	PASS
				AV	2389.960	-52.27	≤-41.20	42.93	≤54	PASS
				AV	2390.000	-52.27	≤-41.20	42.93	≤54	PASS
				Peak	2310.000	-47.91	≤-21.20	47.29	≤74	PASS
				Peak	2389.960	-34.35	≤-21.20	60.85	≤74	PASS
				Peak	2390.000	-34.35	≤-21.20	60.85	≤74	PASS
		High	2462	AV	2483.500	-53.03	≤-41.20	42.17	≤54	PASS
				AV	2483.890	-52.85	≤-41.20	42.35	≤54	PASS
				AV	2500.000	-55.86	≤-41.20	39.34	≤54	PASS
				Peak	2483.500	-36.94	≤-21.20	58.26	≤74	PASS

				Peak	2484.000	-35.68	≤-21.20	59.52	≤74	PASS
				Peak	2500.000	-45.69	≤-21.20	49.51	≤74	PASS

Note：

1. The Antenna Gain is compensated in the graph.
2. The limit in dBm for average detector is conversion from 54dBuV/m, according to 15.209(a). The limit in dBm for peak detector is 20dB above the limit of average detector in dBm.

Test Graphs

11B_Ant1_Low_2412_AV

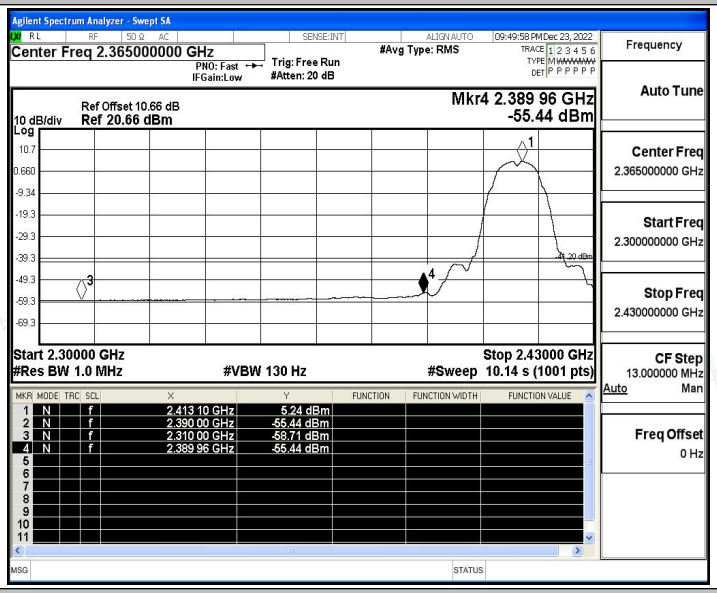

11B_Ant1_Low_2412_Peak

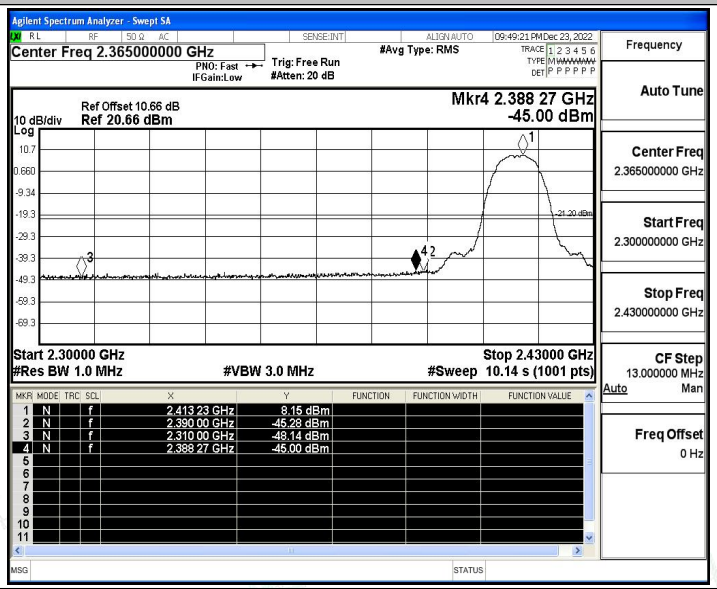

11B_Ant1_High_2462_AV

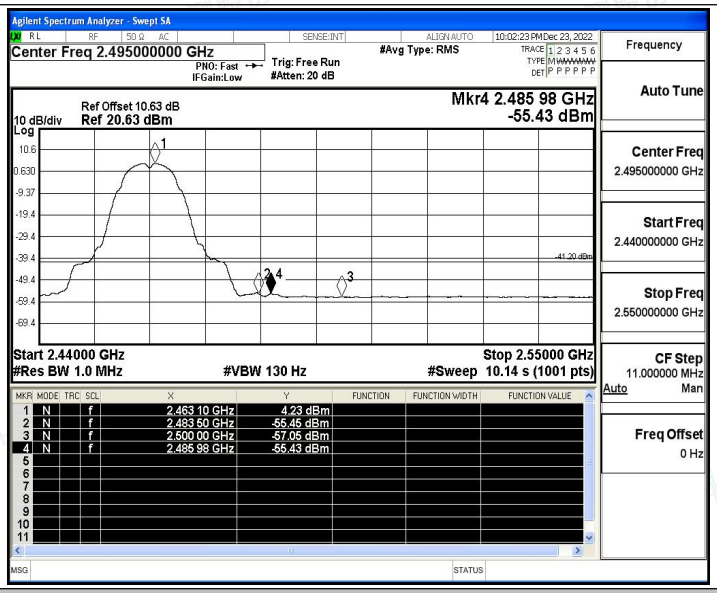

11B_Ant1_High_2462_Peak

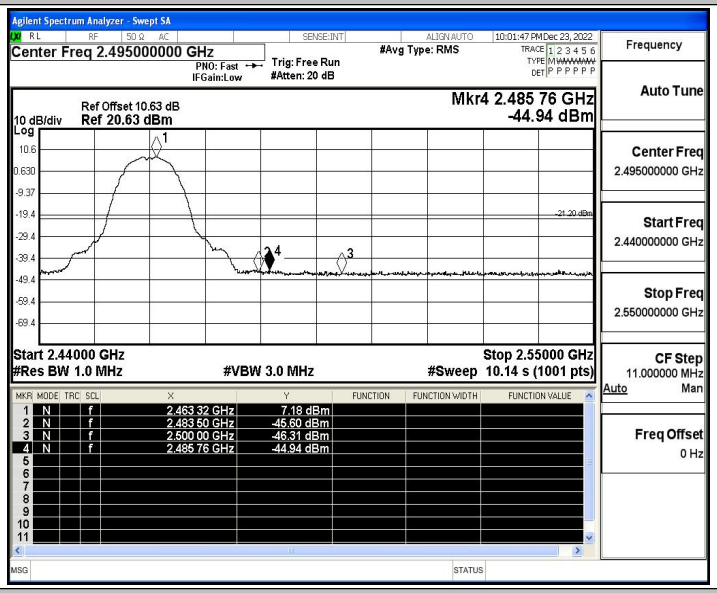

11G_Ant1_Low_2412_AV

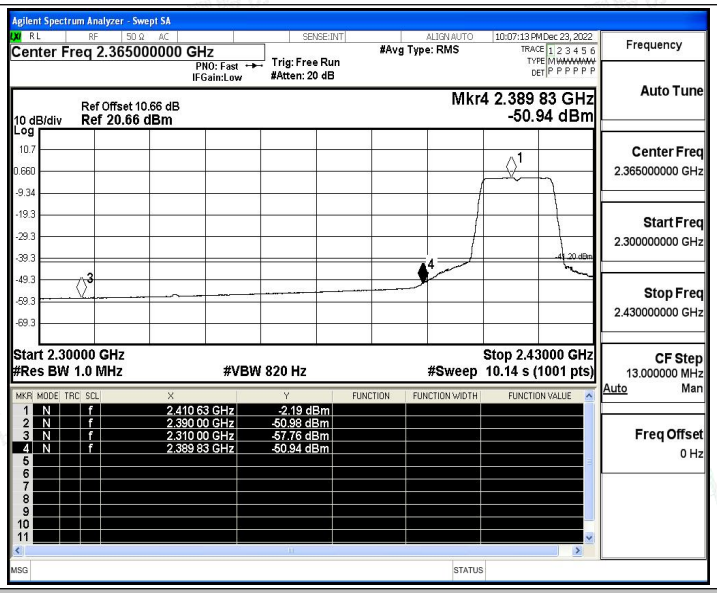

11G_Ant1_Low_2412_Peak

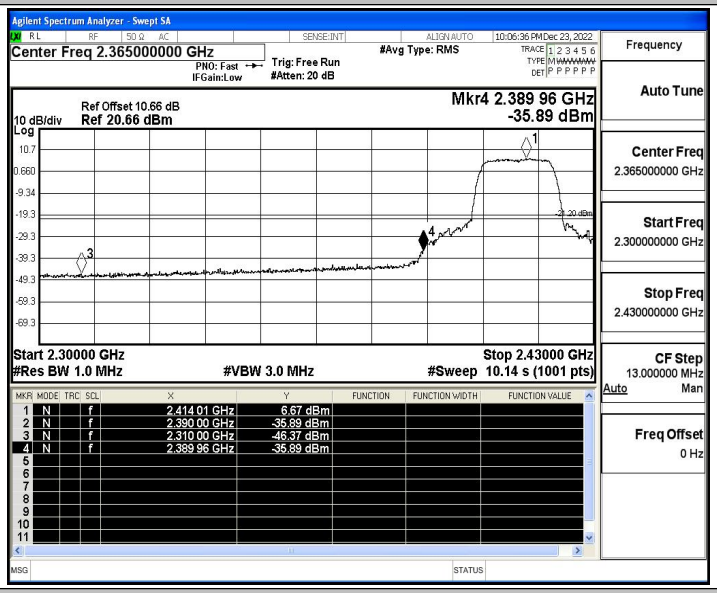

11G_Ant1_High_2462_AV

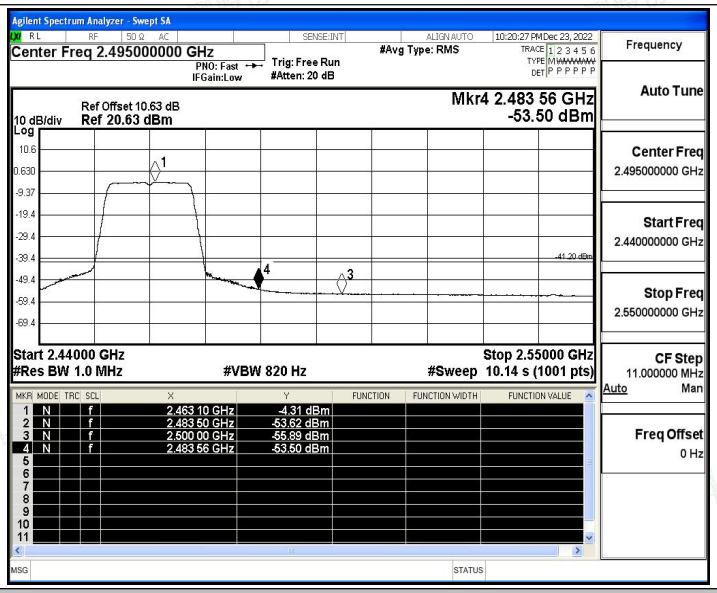

11G_Ant1_High_2462_Peak

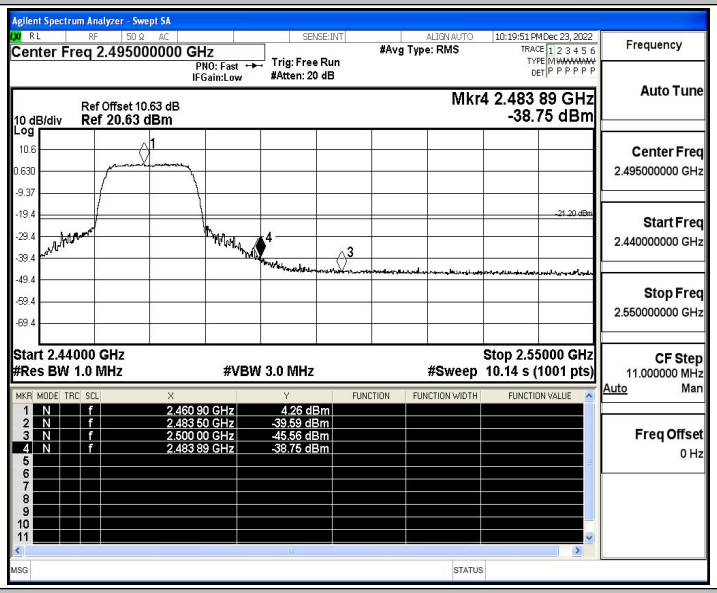

11N20SISO_Ant1_Low_2412_AV

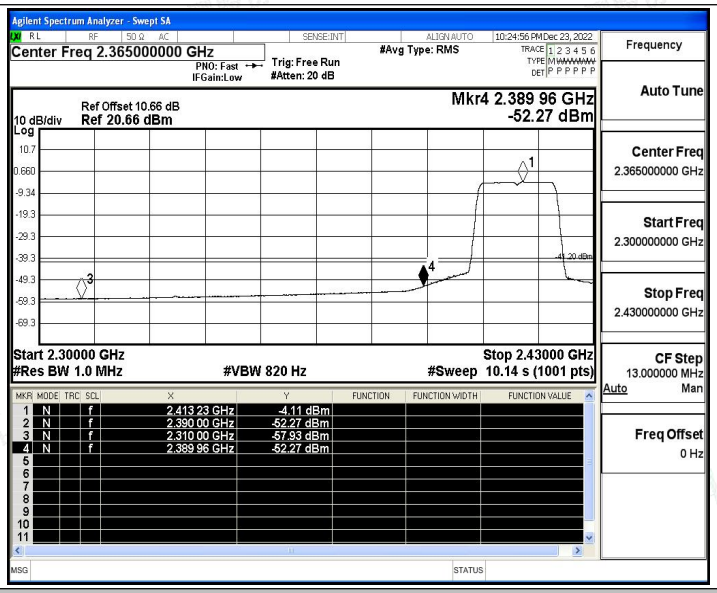

11N20SISO_Ant1_Low_2412_Peak

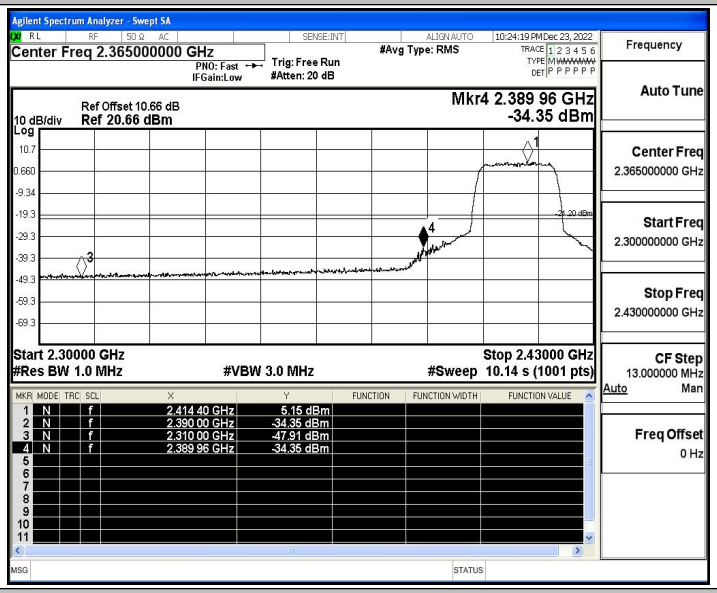

11N20SISO_Ant1_High_2462_AV

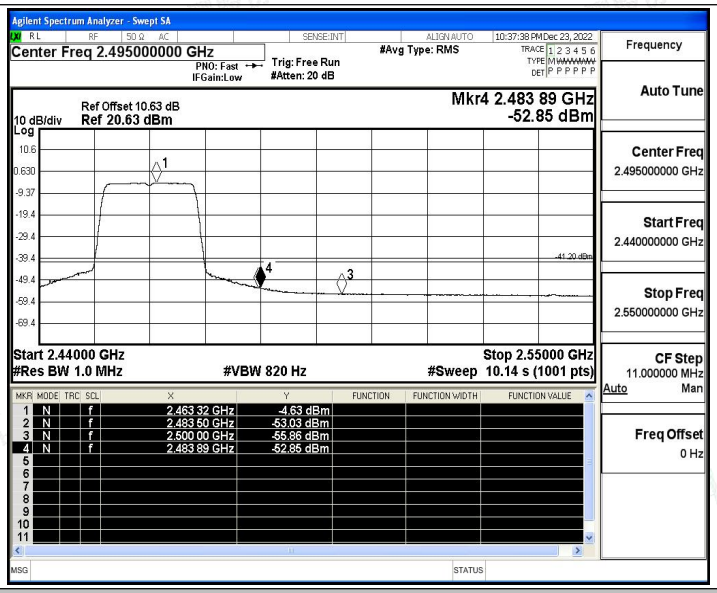
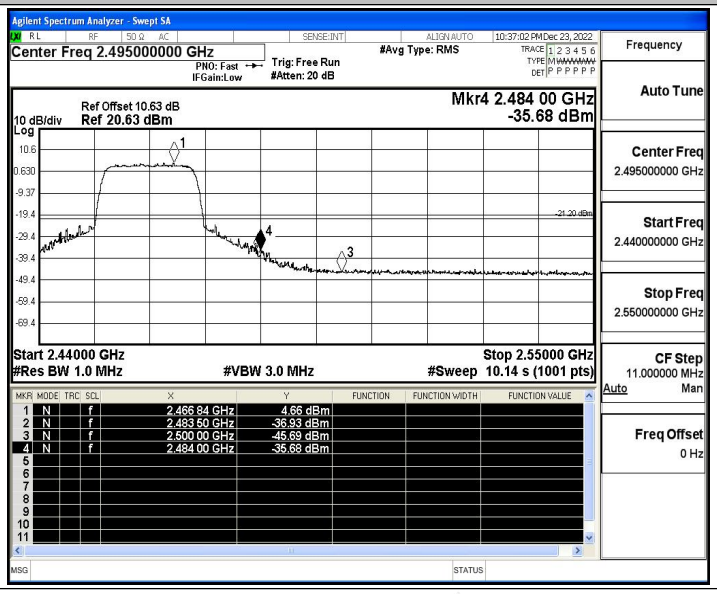
11N20SISO_Ant1_High_2462_Peak