Remote Controller

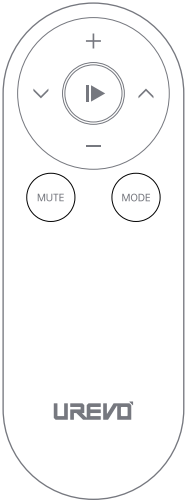

IMPORTANT : Read all instructions carefully before using this product.Retain this owner's manual for future reference.The specifications of this product may vary from this photo,subject to change without notice.

Version: 1.0

URRCS01

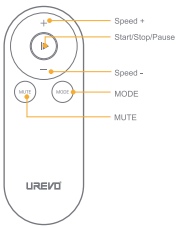

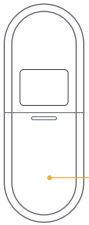

Back cover

Open the cover and install the batteries.

Operation of Remote Controller

Buttons	Functions	Operation	Note
	Start	Short press	Start the walking treadmill
	Stop	Long press for 2"	Display show "End" and walking belt slow down untill completely stop. Display off if End status longer than 10 minutes
	Pause	Short press (in start mode)	Take a pause while exercising, walking belt slow down untill completely stop, display show " PAU" and the workout data will be preserved, re-press this button to resume. Display o☒ if pause longer than 10 minutes.
+	Accelerate	Short press	Walking belt speed up, the increment is 0.2mph.
−	Decelerate	Short press	Walking belt speed down, the decrement is 0.2mph.
MODE	Mode	Short press	Customize worktout goals (Ex: Time; Calories; Distance). Users can freely set parameters according to their own exercise needs and select them through the " -, + " buttons.
MUTE	Silence	Short press	Short press: Muted buzzer voices

URRCS02

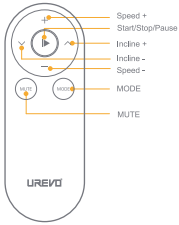

Back cover

Open the cover and install the batteries.

Operation of Remote Controller

Buttons	Functions	Operation	Note
	Start	Short press	Start the walking treadmill
	Stop	Long press for 2"	Display show "End" and walking belt slow down untill completely stop. Display off if End status longer than 10 minutes
	Pause	Short press (in start mode)	Take a pause while exercising, walking belt slow down untill completely stop, display show " PAU" and the workout data will be preserved, re-press this button to resume. Display o☒ if pause longer than 10 minutes.
⌃	Incline +	Short press	Increase incline level.
⌄	Incline -	Short press	Decrease incline level.
+	Accelerate	Short press	Walking belt speed up, the increment is 0.2mph.
−	Decelerate	Short press	Walking belt speed down, the decrement is 0.2mph.
MODE	Mode	Short press	Customize work out goals (Ex: Time; Calories; Distance). Users can freely set parameters according to their own exercise needs and select them through the " -, + " buttons.
MUTE	Silence	Short press	Short press: Muted buzzer voices

Warning!

RSS-Gen Issue 5 "&" RSS-Gen numéro 5

- English:

This device contains licence-exempt transmitter(s)/receiver(s) that comply with Innovation, Science and Economic Development Canada' s licence-exempt RSS(s). Operation is subject to the following two conditions:

(1) This device may not cause interference.

(2) This device must accept any interference, including interference that may cause undesired operation of the device.

Any changes or modifications not expressly approved by the party responsible for compliance could void the user's authority to operate the equipment.

- French:

Cet appareil contient des émetteurs / récepteurs exemptés de licence conformes aux RSS (RSS) d'Innovation, Sciences et Développement économique Canada. Le fonctionnement est soumis aux deux conditions suivantes:

(1) Cet appareil ne doit pas causer d'interférences.

(2) Cet appareil doit accepter toutes les interférences, y compris celles susceptibles de provoquer un fonctionnement indésirable de l'appareil.

Tout changement ou modification non expressément approuvé par la partie responsable de la conformité pourrait annuler l'autorité de l'utilisateur à utiliser l'équipement.

FCC STATEMENT

Operation is subject to the following two conditions

(1) This device may not cause harmful interference, and

(2) This device must accept any interference received, including interference that may cause undesired operation.

(3) Any Changes or modifications not expressly approved by the party responsible for compliance could void the user's authority to operate the equipment.

Note:This equipment has been tested and found to comply with the limits for a Class B digital device, pursuant to part 15 of the FCC Rules. These limits are designed to provide reasonable protection against harmful interference in a residential installation. This equipment generates, uses and can radiate radio frequency energy and, if not installed and used in accordance with the instructions, may cause harmful interference to radio communications. However, there is no guarantee that interference will not occur in a particular installation. If this equipment does cause harmful interference to radio or television reception, which can be determined by turning the equipment off and on, the user is encouraged to try to correct the interference by one or more of the following measures:

• Reorient or relocate the receiving antenna.

• Increase the separation between the equipment and receiver

• Connect the equipment into an outlet on a circuit different from thatto which the receiver is connected.

• Consult the dealer or an experienced radio/TV technician for help.

• The device has been evaluated to meet general RF exposure requirement. The device can be used in portable exposure condition without restriction.

•