蓝牙挂脖风扇说明书

产品参数：

型号：U-23
材料：ABS
净重：345g
电池容量：4000mAh
电池电压：3.7V
输入电压：5V⎓
输入电流：1.6A
产品尺寸：17.5x23.8x5.6cm

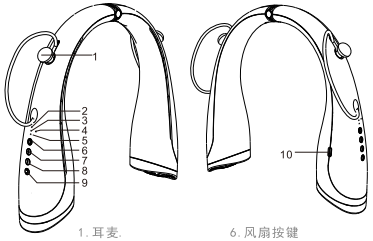

1. 耳麦.
2. 充电指示灯
3. 蓝牙指示灯
4. 咪口
5. 风扇指示灯
6. 风扇按键
7. 声音+/上一曲
8. 声音-/下一曲
9. 蓝牙按键
10. Type-C

主要功能：

风扇功能：

短按风扇开关键，风扇一档，风扇指示灯红灯亮，再短按，风扇二档，风扇指示灯绿灯亮，再短按，风扇三档，风扇指示灯蓝灯亮，再短按，关风扇

蓝牙功能：

1. 长按蓝牙开关键-（约2秒），耳机提示“开机”，蓝牙指示灯闪
2. 打开移动设备（手机.平板.电脑等）蓝牙.搜索蓝牙设备“U-23”
3. 点击配对，连接成功后有“连接”提示音
4. 配对成功的设备，下次开机时会自动连接
5. 配对成功后，可播放移动设备上的音乐，短按蓝牙开关暂停，再短按，继续播放音乐。
6. 配对成功后，长按“+”，音量增大，音量最大时，有“最大音量”提示音，短按“+”，上一曲，长按“-”，音量减小，短按“-”，下一曲
7. 配对不成功，十分钟后，蓝牙自动关机
8. 蓝牙设备听音乐时，如果有来电，短按蓝牙开关键接听来电（若风扇在使用，则会关闭），长按蓝牙开关键拒听来电
9. 蓝牙设备听音乐时，电池电量不足时，有充电“XXXX”提示音

如何使用本产品

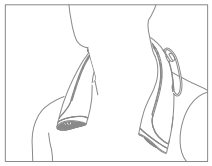

如图所示，将风扇佩戴在脖子上即可。

充电功能：

输入电压5V，充电电流1.6A，充电时充电红指示灯亮，充满红色指示灯熄灭，充电时间约2.5小时

注意事项

1.请勿让儿童单独使用本产品。
2.严禁将产品投入或接近火源，以避免发生火灾及爆炸危险。

产品保养

购买产品后请充电2小时以上再使用，风扇应经常使用，每存放两个月充电一次，避免电池损坏。
产品标配：主机X1、说明书X1、充电线X1、合格证X1。

Bluetooth neck fan manual

Product parameters:

Model: U-23
Material: ABS
Net Weight:345g
Battery capacity: 4000mAh
Battery voltage: 3.7V
Input voltage: 5V⎓
Input current: 1.6A
Product size: 17.5*23.8*5.6cm

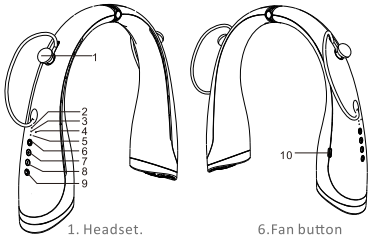

1. Headset.
2. Charging indicator light
3. Bluetooth indicator light
4. Microphone port
5. Fan indicator light
6. Fan button
7. Voice+/Previous
8. Voice-/Next
9. Bluetooth button
10. Typc-C

Main function:

Fan function:

Short press switch button, the fan open the first gear, the fan indicator light is red, short press again, the fan is in second gear, the fan indicator light is green, short press again, the fan is in third gear, the fan indicator light is blue, short press again, turn off the fan

Bluetooth function:

1. Long press the Bluetooth switch button - (about 2 seconds), the headset prompts "power on", and the Bluetooth indicator light flashes
2. Turn on the bluetooth of the mobile device (mobile phone, tablet, computer, etc.), and search for the bluetooth device "U-23"
3. Click pairing, there will be a "connection" prompt sound after the connection is successful
4. The successfully paired device will automatically connect the next time it is turned on
5. After the pairing is successful, the music on the mobile device can be played, short press the Bluetooth switch to pause, and short press again to continue playing music.
6. After successful pairing, press and hold "+" to increase the volume. When the volume is the highest, there will be a "maximum volume" prompt. Short press "+" to go to the previous song. Long press "-" to decrease the volume. Short press "-" ,next track
7. If the pairing is unsuccessful, the Bluetooth will automatically shut down after ten minutes
8. When the Bluetooth device is listening to music, if there is an incoming call, short press the Bluetooth switch to answer the call (if the fan is in use, it will be turned off), and long press the Bluetooth switch to reject the call
9. When the Bluetooth device is listening to music, when the battery is low, there will be a charging "XXXX" prompt sound

How to use product

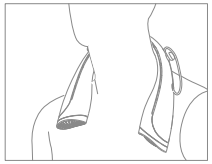

As shown wear the fan around your neck.

Charging function:

The input voltage is 5V, charging current is 1.6A. red indicator light is on when charging, the red indicator light is off when fully charged, and charging time is about 2.5 h.

Precautions:

1. Do not use product alone for children
2. It is strictly forbidden to put the product into or close to the fire source to avoid the risk of fire and explosion

Product maintenance:

After purchasing the product, please charge it for more than 2 hours before using it. The fan should be used frequently and charged once every two months of storage to avoid battery damage.
Product standard:Host*1,manual*1,USB cable*1,certificate*1

FCC Caution.

This device complies with part 15 of the FCC Rules. Operation is subject to the following two conditions:
(1) This device may not cause harmful interference, and
(2) this device must accept any interference received, including interference that may cause undesired operation.

Any Changes or modifications not expressly approved by the party responsible for compliance could void the user's authority to operate the equipment.

Note: This equipment has been tested and found to comply with the limits for a Class B digital device, pursuant to part 15 of the FCC Rules. These limits are designed to provide reasonable protection against harmful interference in a residential installation. This equipment generates uses and can radiate radio frequency energy and, if not installed and used in accordance with the instructions, may cause harmful interference to radio communications. However, there is no guarantee that interference will not occur in a particular installation. If this equipment does cause harmful interference to radio or television reception, which can be determined by turning the equipment off and on, the user is encouraged to try to correct the interference by one or more of the following measures:
-Reorient or relocate the receiving antenna.
-Increase the separation between the equipment and receiver.
-Connect the equipment into an outlet on a circuit different from that to which the receiver is connected.
-Consult the dealer or an experienced radio/TV technician for help.

The device has been evaluated to meet general RF exposure requirement. The device can be used in portable exposure condition without restriction.