# Appendix A

## Detailed System Check Results

| |
|---|
| 1. System Performance Check |
| System Performance Check 750 MHz Head |
| System Performance Check 835 MHz Head |
| System Performance Check 1900 MHz Head |
| System Performance Check 2600 MHz Head |

Test Laboratory: LCS-SAR Lab

**System Check_750Mhz**

**DUT: D750V3; Type: D750V3; Serial: 1191**

Communication System: UID 0, CW (0); Frequency: 750 MHz;Duty Cycle: 1:1
Medium parameters used: f = 750 MHz; $\sigma$ = 0.911 S/m; $\varepsilon_r$ = 42.182; $\rho$ = 1000 kg/m$^3$
Phantom section: Flat Section

DASY Configuration:

- Probe: EX3DV4 - SN3805; ConvF(9.66, 9.66, 9.66); Calibrated: 2023/11/23;
- Sensor-Surface: 2mm (Mechanical Surface Detection)
- Electronics: DAE3 Sn373; Calibrated: 2024/1/3
- Phantom: SAM v5.0; Type: ELI; Serial: 2010
- DASY52 52.8.8(1222); SEMCAD X 14.6.10(7331)

**Configuration/Unnamed procedure/Area Scan (5x18x1):** Measurement grid: dx=15mm, dy=15mm
Maximum value of SAR (measured) = 3.08 W/kg

**Configuration/Unnamed procedure/Zoom Scan (5x5x7)/Cube 0:** Measurement grid: dx=8mm, dy=8mm, dz=5mm
Reference Value = 54.23 V/m; Power Drift = -0.03 dB
Peak SAR (extrapolated) = 3.65 W/kg
**SAR(1 g) = 2.26 W/kg; SAR(10 g) = 1.44 W/kg**
Smallest distance from peaks to all points 3 dB below= 9.7 mm
Ratio of SAR at M2 to SAR at M1=45.6%
Maximum value of SAR (measured) = 3.19 W/kg

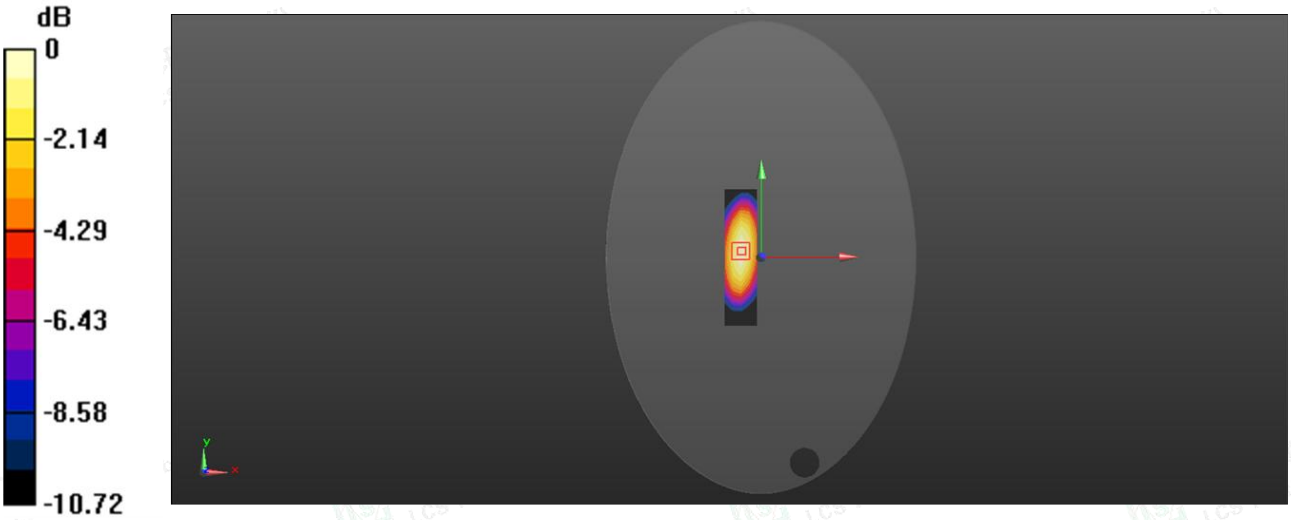


0 dB = 3.19 W/kg = 5.04 dBW/kg

Test Laboratory: LCS-SAR Lab

**System Check_835Mhz**

**DUT: D835V2; Type: D835V2; Serial: 4d124**

Communication System: UID 0, CW (0); Frequency: 835 MHz;Duty Cycle: 1:1
Medium parameters used: f = 835 MHz; $\sigma$ = 0.902 S/m; $\varepsilon_r$ = 41.728; $\rho$ = 1000 kg/m$^3$
Phantom section: Flat Section

DASY Configuration:

- Probe: EX3DV4 - SN3805; ConvF(9.26, 9.26, 9.26); Calibrated: 2023/11/23;
- Sensor-Surface: 2mm (Mechanical Surface Detection)
- Electronics: DAE3 Sn373; Calibrated: 2024/1/3
- Phantom: SAM v5.0; Type: ELI; Serial: 2010
- DASY52 52.8.8(1222); SEMCAD X 14.6.10(7331)

**Configuration/Unnamed procedure/Area Scan (5x18x1):** Measurement grid: dx=15mm, dy=15mm
Maximum value of SAR (measured) = 3.15 W/kg

**Configuration/Unnamed procedure/Zoom Scan (5x5x7)/Cube 0:** Measurement grid: dx=8mm, dy=8mm, dz=5mm
Reference Value = 54.23 V/m; Power Drift = -0.08 dB
Peak SAR (extrapolated) = 3.65 W/kg
**SAR(1 g) = 2.47 W/kg; SAR(10 g) = 1.65 W/kg**
Maximum value of SAR (measured) = 3.19 W/kg

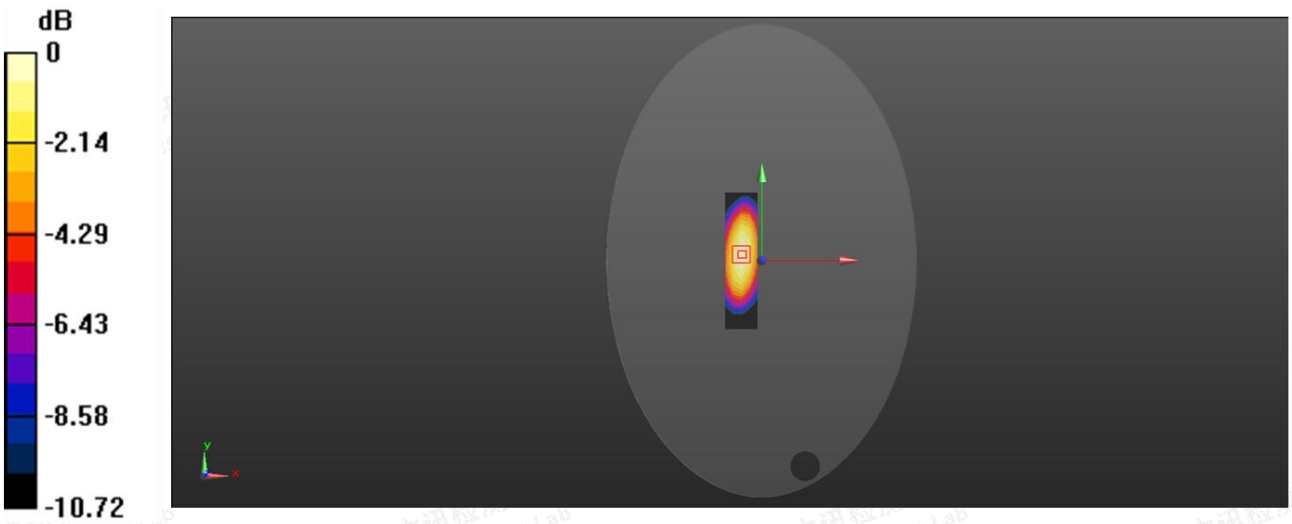


0 dB = 3.19 W/kg = 5.04 dBW/kg

Test Laboratory: LCS-SAR Lab

**System Check_1900Mhz**

**DUT: D1900V2; Type: D1900V2; Serial: 5d055**

Communication System: UID 0, CW (0); Frequency: 1900 MHz;Duty Cycle: 1:1
Medium parameters used: f = 1900 MHz; $\sigma$ = 1.422 S/m; $\varepsilon_r$ = 41.178; $\rho$ = 1000 kg/m$^3$
Phantom section: Flat Section

DASY Configuration:

- Probe: EX3DV4 - SN3805; ConvF(7.85, 7.85, 7.85); Calibrated: 2023/11/23;
- Sensor-Surface: 2mm (Mechanical Surface Detection)
- Electronics: DAE3 Sn373; Calibrated: 2024/1/3
- Phantom: SAM v5.0; Type: ELI; Serial: 2010
- DASY52 52.8.8(1222); SEMCAD X 14.6.10(7331)

**Configuration/Unnamed procedure/Area Scan (6x10x1):** Measurement grid: dx=15mm, dy=15mm
Maximum value of SAR (measured) = 12.5 W/kg

**Configuration/Unnamed procedure/Zoom Scan (5x5x7)/Cube 0:** Measurement grid: dx=8mm, dy=8mm, dz=5mm
Reference Value = 90.87 V/m; Power Drift = -0.05 dB
Peak SAR (extrapolated) = 18.6 W/kg
**SAR(1 g) = 10.08 W/kg; SAR(10 g) = 5.26 W/kg**
Smallest distance from peaks to all points 3 dB below= 10.1 mm
Ratio of SAR at M2 to SAR at M1=49.7%
Maximum value of SAR (measured) = 13.5 W/kg

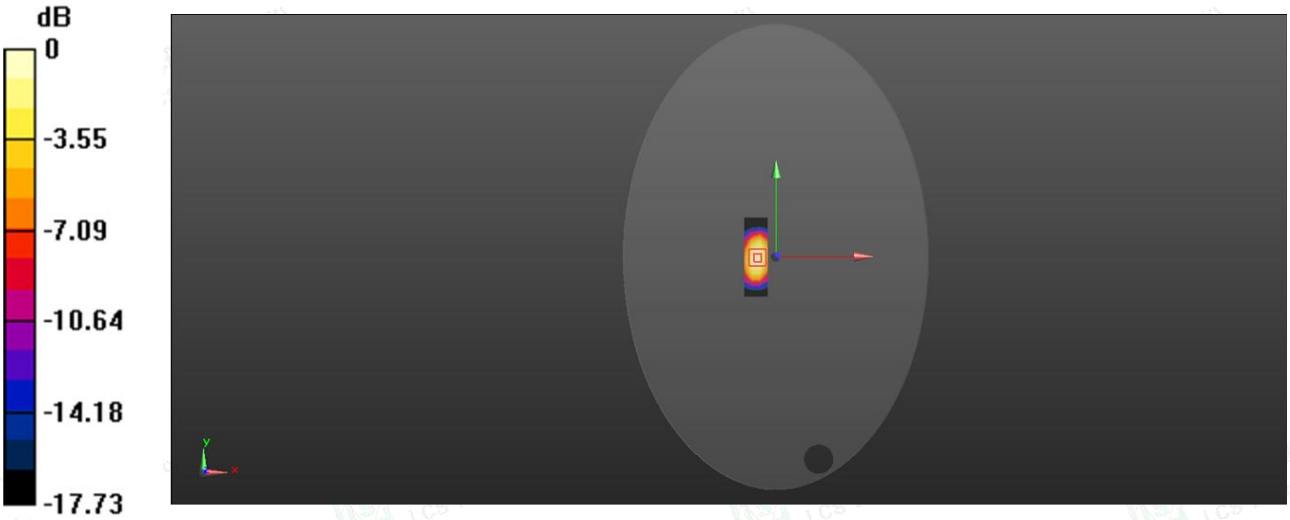


0 dB = 13.5 W/kg = 11.30 dBW/kg

Test Laboratory: LCS-SAR Lab

**System Check_2600Mhz**

**DUT: D2600V2; Type: D2600V2; Serial: 1071**

Communication System: UID 0, CW (0); Frequency: 2600 MHz;Duty Cycle: 1:1
Medium parameters used: f = 2600 MHz; $\sigma$ = 1.975 S/m; $\varepsilon_r$ = 39.483; $\rho$ = 1000 kg/m$^3$
Phantom section: Flat Section

DASY Configuration:

- Probe: EX3DV4 - SN3805; ConvF(7.17, 7.17, 7.17); Calibrated: 2023/11/23;
- Sensor-Surface: 2mm (Mechanical Surface Detection)
- Electronics: DAE3 Sn373; Calibrated: 2024/1/3
- Phantom: SAM v5.0; Type: ELI; Serial: 2010
- DASY52 52.8.8(1222); SEMCAD X 14.6.10(7331)

**Configuration/Unnamed procedure/Area Scan (4x8x1):** Measurement grid: dx=12mm, dy=12mm
Maximum value of SAR (measured) = 16.5 W/kg

**Configuration/Unnamed procedure/Zoom Scan (7x7x7)/Cube 0:** Measurement grid: dx=5mm, dy=5mm, dz=5mm
Reference Value = 87.42 V/m; Power Drift = 0.02 dB
Peak SAR (extrapolated) = 27.4 W/kg
**SAR(1 g) = 14.25 W/kg; SAR(10 g) = 6.44 W/kg**
Smallest distance from peaks to all points 3 dB below= 9.1 mm
Ratio of SAR at M2 to SAR at M1=46.5%
Maximum value of SAR (measured) = 18.2 W/kg

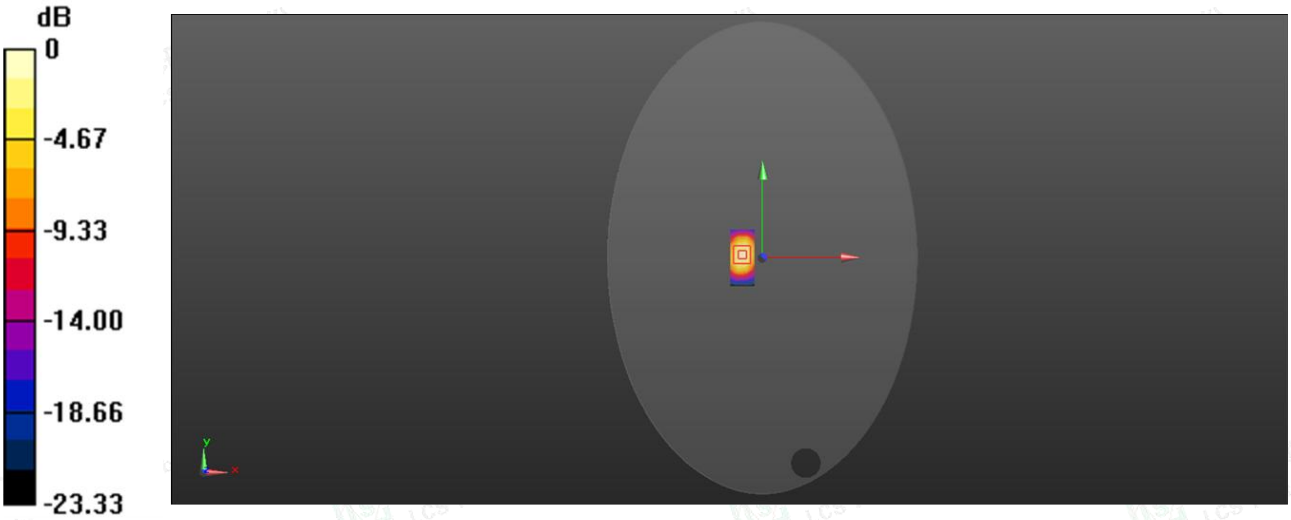


0 dB = 18.2 W/kg = 12.60 dBW/kg