Appendix Test Data

Report No:	18220WC30201903	Test Sample NO:	1-2-2
Start Test Date:	2023.10.27	Finish Test Date:	2023.10.27
Test Engineer:	Hayman Chen	Auditor:	Rock Luo
Temperature:	25.3℃	Relative Humidity:	49.2%
Pressure:	101kPa		

Appendix A1: Emission Bandwidth

Test Result

TestMode	Antenna	Frequency[MHz]	26db EBW [MHz]	FL[MHz]	FH[MHz]	Limit[MHz]	Verdict
11A	Ant1	5745	20.80	5734.60	5755.40	---	---
		5785	20.24	5774.88	5795.12	---	---
		5825	20.84	5814.68	5835.52	---	---

Test Graphs

11A_Ant1_5745

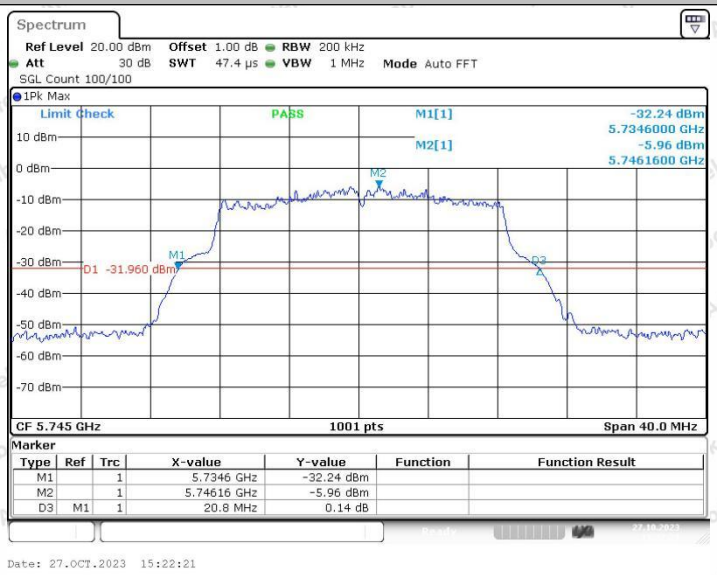

11A_Ant1_5785

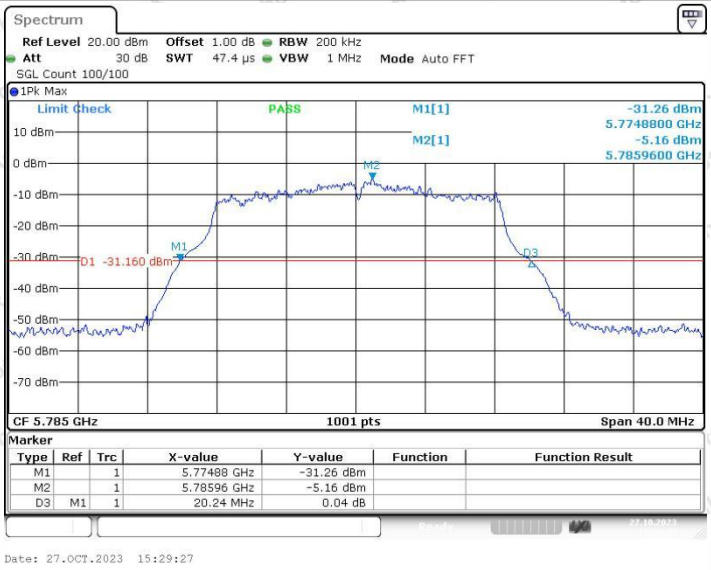

11A_Ant1_5825

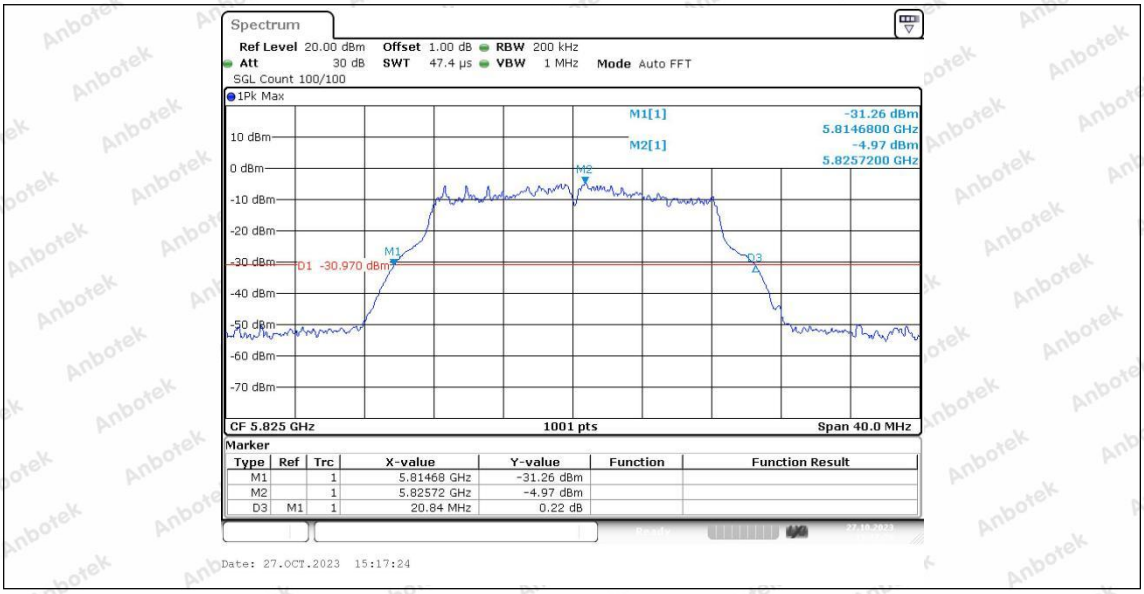
Spectrum
Ref Level 20.00 dBm Offset 1.00 dB RBW 200 kHz
Att 30 dB SWT 47.4 µs VBW 1 MHz Mode Auto FFT
SGL Count 100/100
1Pk Max
M1[1] -31.26 dBm 5.8146800 GHz
M2[1] -4.97 dBm 5.8257200 GHz
D1 -30.970 dBm
CF 5.825 GHz 1001 pts Span 40.0 MHz
Marker
Type Ref Trc X-value Y-value Function Function Result
M1 1 5.81468 GHz -31.26 dBm
M2 1 5.82572 GHz -4.97 dBm
D3 M1 1 20.84 MHz 0.22 dB
Date: 27.OCT.2023 15:17:24

Appendix A2: Occupied channel bandwidth

Test Result

TestMode	Antenna	Frequency[MHz]	OCB [MHz]	FL[MHz]	FH[MHz]	Limit[MHz]	Verdict
11A	Ant1	5745	17.423	5736.4885	5753.9111	---	---
		5785	17.423	5776.4486	5793.8711	---	---
		5825	17.463	5816.3686	5833.8312	---	---

Test Graphs

11A_Ant1_5745

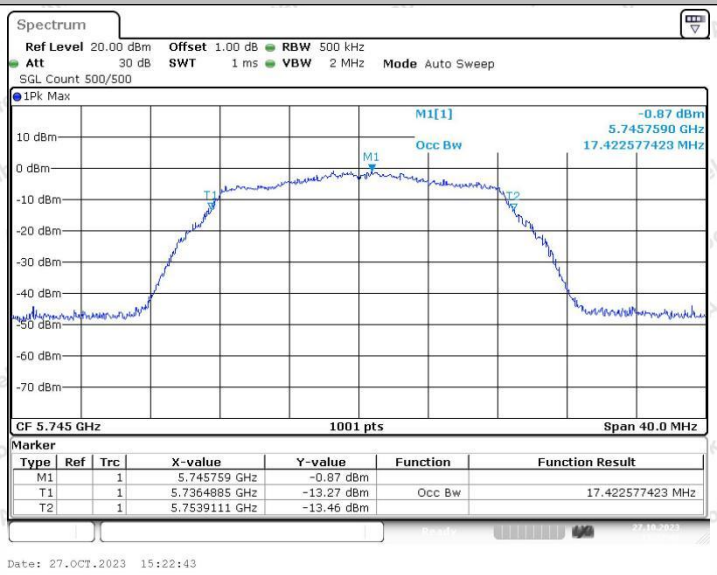

11A_Ant1_5785

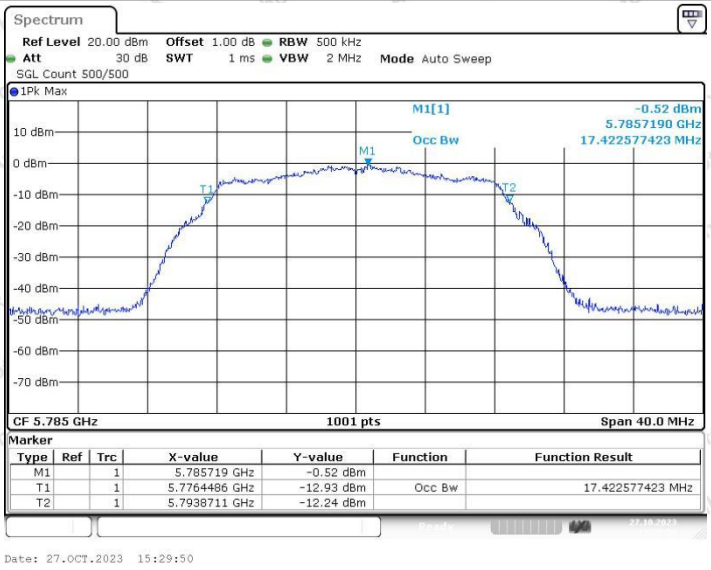

11A_Ant1_5825

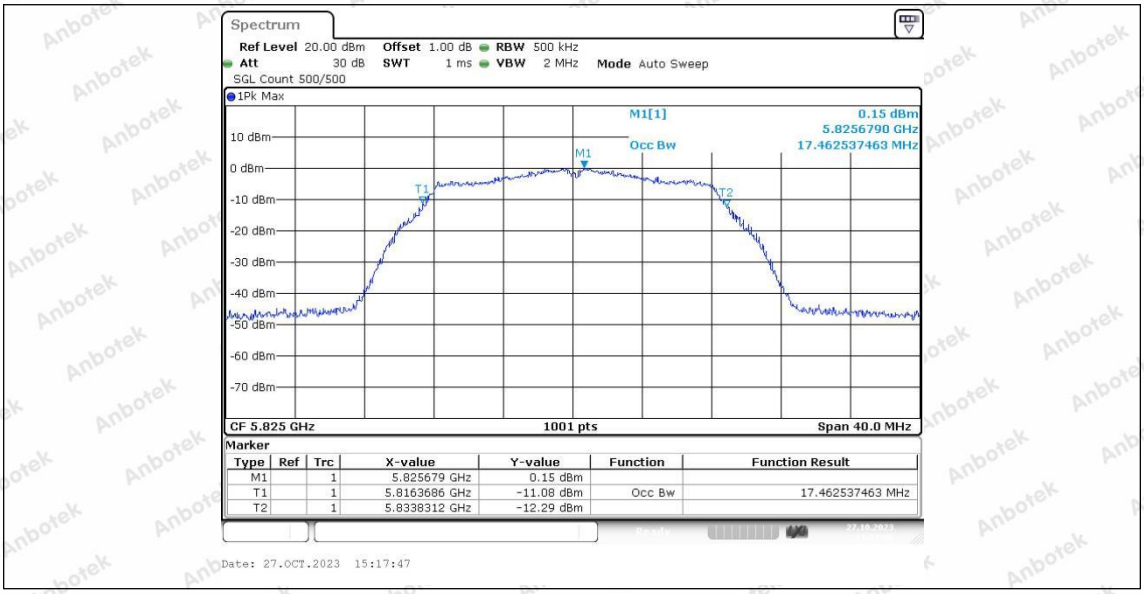
Spectrum
Ref Level 20.00 dBm Offset 1.00 dB RBW 500 kHz
Att 30 dB SWT 1 ms VBW 2 MHz Mode Auto Sweep
SGL Count 500/500
1Pk Max
M1[1] 0.15 dBm
5.8256790 GHz
17.462537463 MHz
Occ Bw
M1
T1
T2
10 dBm
0 dBm
-10 dBm
-20 dBm
-30 dBm
-40 dBm
-50 dBm
-60 dBm
-70 dBm
CF 5.825 GHz
1001 pts
Span 40.0 MHz
Marker
Type | Ref | Trc | X-value | Y-value | Function | Function Result
M1 | | 1 | 5.825679 GHz | 0.15 dBm | |
T1 | | 1 | 5.8163686 GHz | -11.08 dBm | Occ Bw | 17.462537463 MHz
T2 | | 1 | 5.8338312 GHz | -12.29 dBm | |
Date: 27.OCT.2023 15:17:47

Appendix A3: Min emission bandwidth

Test Result B4

TestMode	Antenna	Frequency[MHz]	6db EBW [MHz]	FL[MHz]	FH[MHz]	Limit[MHz]	Verdict
11A	Ant1	5745	15.48	5737.52	5753.00	0.5	PASS
		5785	16.32	5776.96	5793.28	0.5	PASS
		5825	16.28	5817.00	5833.28	0.5	PASS

Test Graphs B4

11A_Ant1_5745

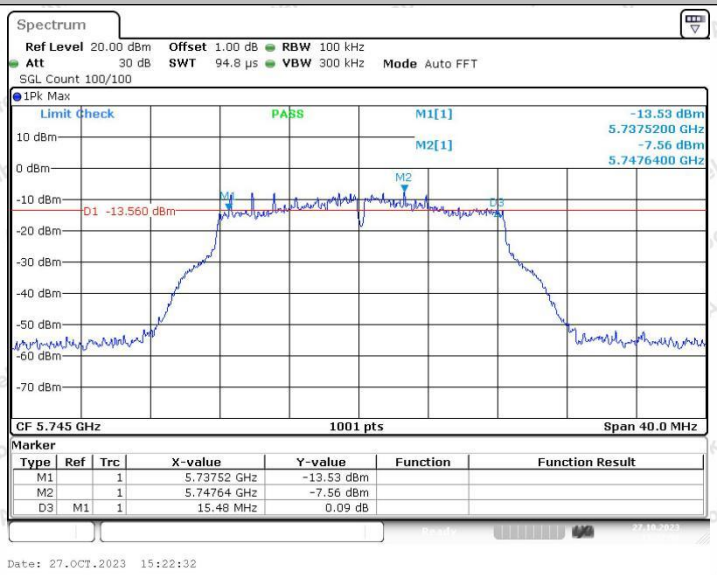

11A_Ant1_5785

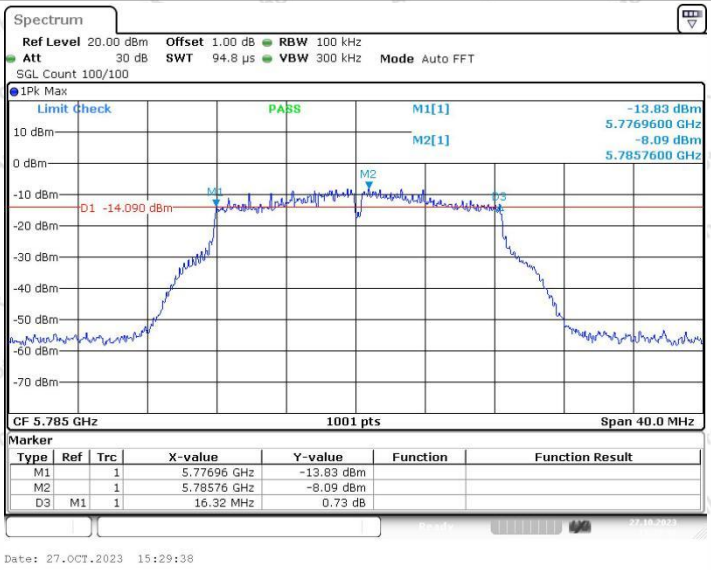

11A_Ant1_5825

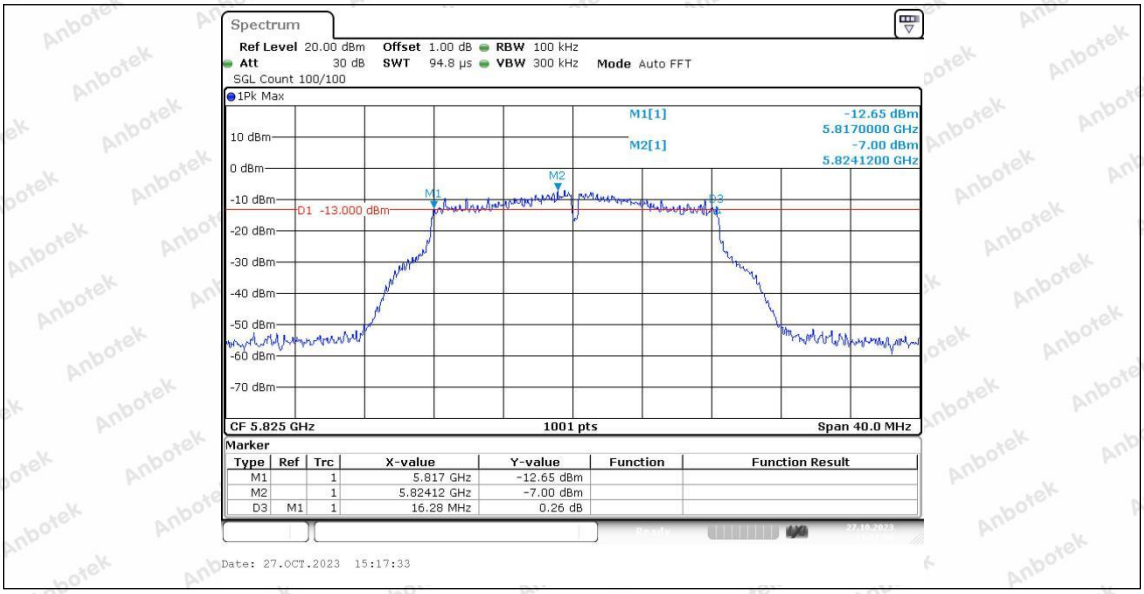
Spectrum
Ref Level 20.00 dBm Offset 1.00 dB RBW 100 kHz
Att 30 dB SWT 94.8 µs VBW 300 kHz Mode Auto FFT
SGL Count 100/100
1Pk Max
M1[1] -12.65 dBm 5.8170000 GHz
M2[1] -7.00 dBm 5.8241200 GHz
D1 -13.000 dBm
CF 5.825 GHz 1001 pts Span 40.0 MHz
Marker
Type Ref Trc X-value Y-value Function Function Result
M1 1 5.817 GHz -12.65 dBm
M2 1 5.82412 GHz -7.00 dBm
D3 M1 1 16.28 MHz 0.26 dB
Date: 27.OCT.2023 15:17:33

Appendix B: Duty Cycle

Test Result

TestMode	Antenna	Frequency[MHz]	Transmission Duration [ms]	Transmission Period [ms]	Duty Cycle [%]
11A	Ant1	5745	1.40	1.50	93.33
		5785	1.40	1.50	93.33
		5825	1.39	1.49	93.29

Test Graphs

11A_Ant1_5745

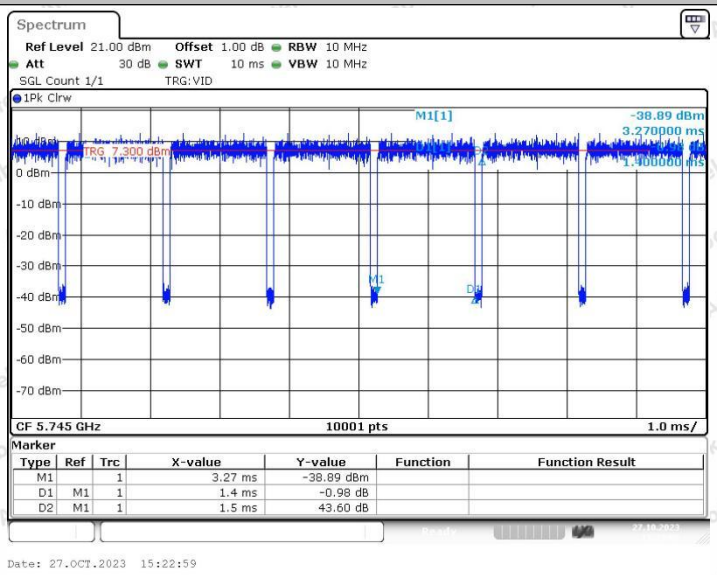

11A_Ant1_5785

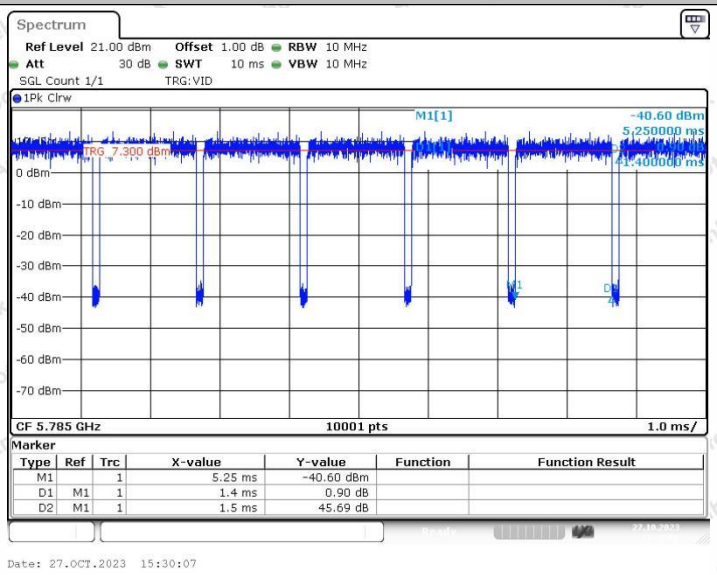

11A_Ant1_5825

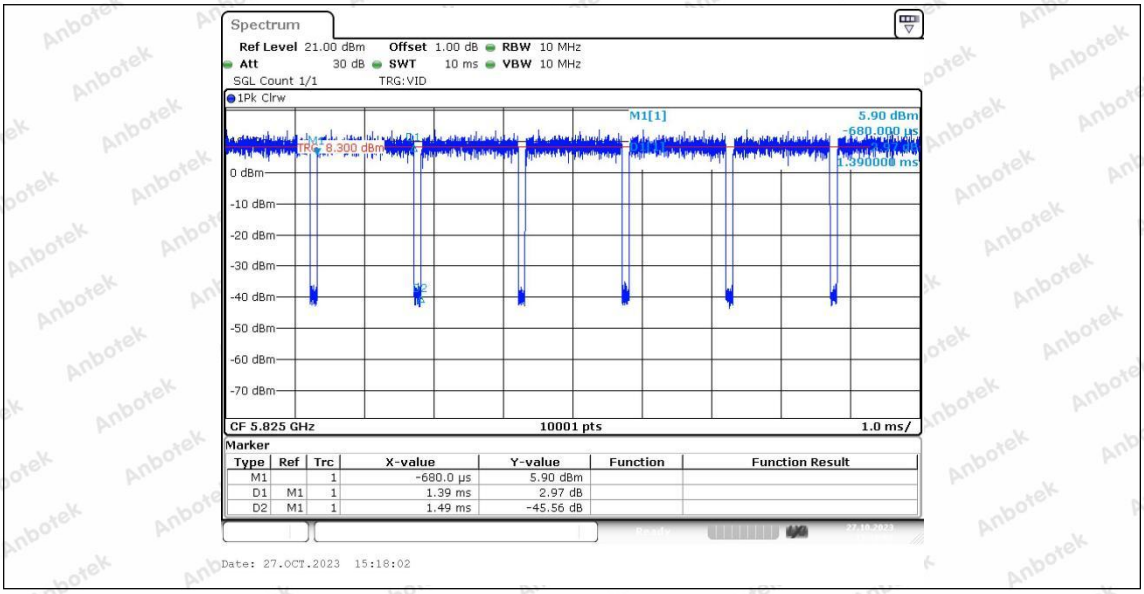
Spectrum
Ref Level 21.00 dBm Offset 1.00 dB RBW 10 MHz
Att 30 dB SWT 10 ms VBW 10 MHz
SGL Count 1/1 TRG:VID
1Pk Clrw
M1[1] 5.90 dBm
-680.000 µs
1.390000 ms
TR1 8.300 dBm
0 dBm
-10 dBm
-20 dBm
-30 dBm
-40 dBm
-50 dBm
-60 dBm
-70 dBm
CF 5.825 GHz 10001 pts 1.0 ms/
Marker
Type Ref Trc X-value Y-value Function Function Result
M1 1 -680.0 µs 5.90 dBm
D1 M1 1 1.39 ms 2.97 dB
D2 M1 1 1.49 ms -45.56 dB
Date: 27.OCT.2023 15:18:02

Appendix C: Maximum conducted output power

Test Result Channel Power

Test Mode	Antenna	Frequency[MHz]	Set Power	Channel Powert [dBm]	Duty Cycle [%]	DC Factor [dBm]	Result [dBm]	Limit [dBm]
11A	Ant1	5745	---	9.02	93.33	0.30	9.32	≤30.00
		5785	---	9.60	93.33	0.30	9.90	≤30.00
		5825	---	10.27	93.29	0.30	10.57	≤30.00

Note：The Duty Cycle Factor is compensated in the graph.

Appendix D: Maximum power spectral density

Test Result B4

TestMode	Antenna	Frequency[MHz]	Result [dBm/500KHz]	Limit[dBm/500KHz]	Verdict
11A	Ant1	5745	-7.93	≤30.00	PASS
		5785	-7.39	≤30.00	PASS
		5825	-6.93	≤30.00	PASS

Note：1.The Duty Cycle Factor and RBW Factor is compensated in the graph.

Test Graphs B4

11A_Ant1_5745

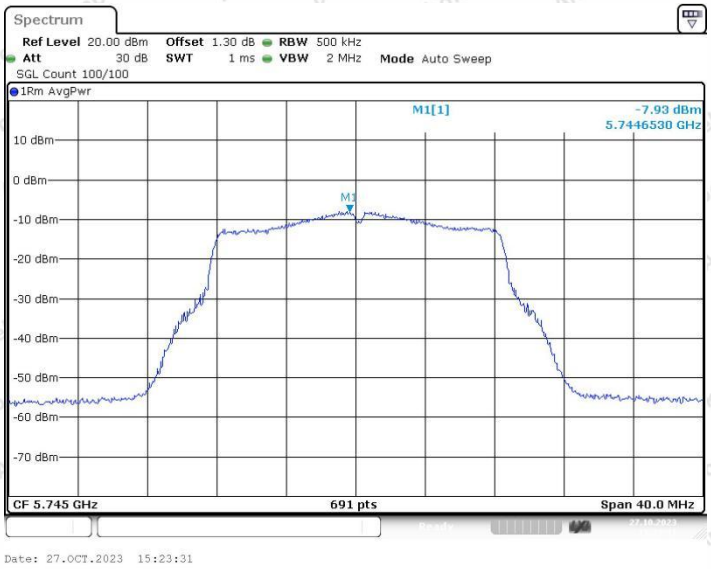

11A_Ant1_5785

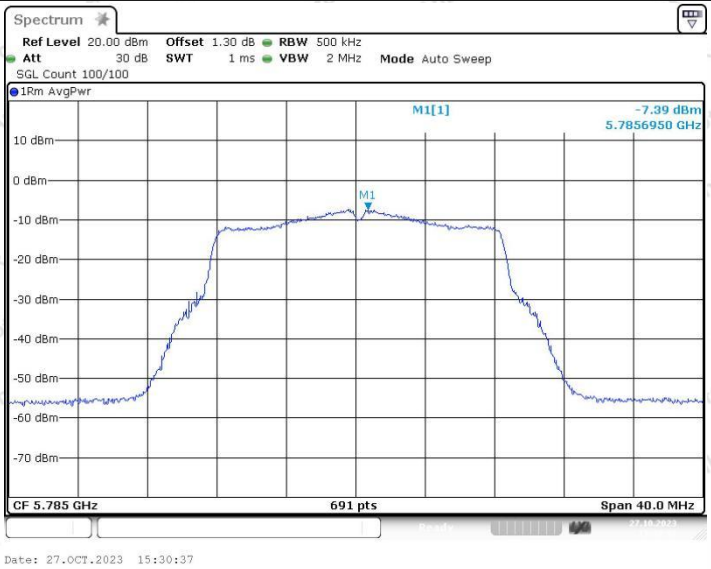

11A_Ant1_5825

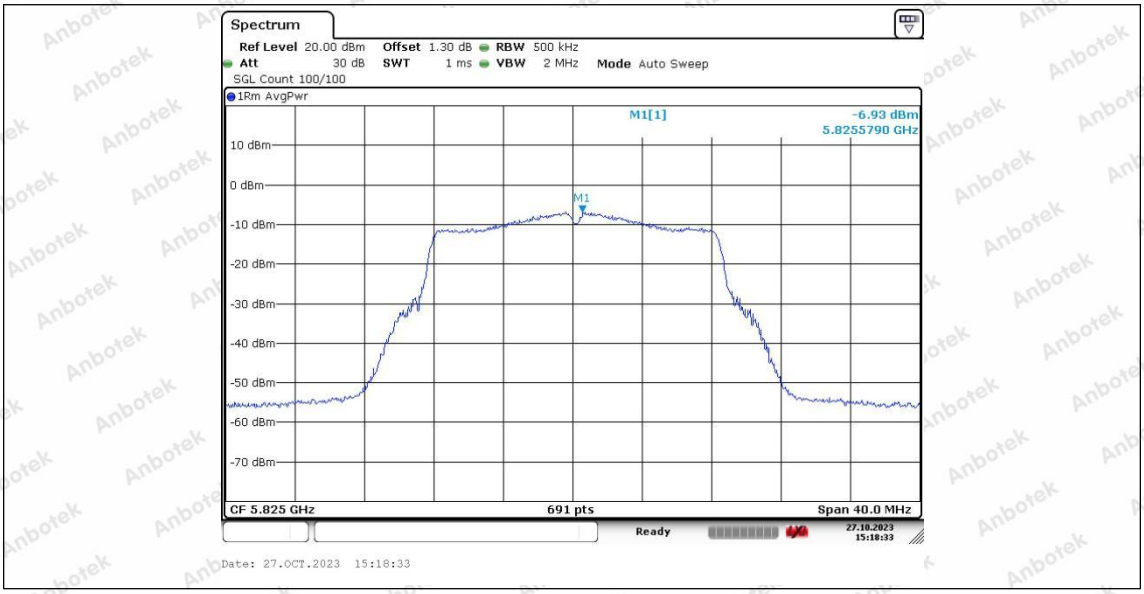
Spectrum
Ref Level 20.00 dBm Offset 1.30 dB RBW 500 kHz
Att 30 dB SWT 1 ms VBW 2 MHz Mode Auto Sweep
SGL Count 100/100
1Rm AvgPwr
M1[1] -6.93 dBm
5.8255790 GHz
10 dBm
0 dBm
-10 dBm
-20 dBm
-30 dBm
-40 dBm
-50 dBm
-60 dBm
-70 dBm
M1
CF 5.825 GHz
691 pts
Span 40.0 MHz
Ready
27.10.2023
15:18:33
Date: 27.OCT.2023 15:18:33

Appendix E: Band edge measurements

Test Result B4

TestMode	Antenna	ChName	Frequency[MHz]	FreqRange [MHz]	Result [dBm]	Limit [dBm]	Verdict
11A	Ant1	Low	5745	5650~5700	-53.71	≤7.53	PASS
				5700~5720	-53.03	≤13.78	PASS
				5720~5725	-53.59	≤20.54	PASS
				5760~5650	-54.06	≤-27	PASS
		High	5825	5850~5855	-53.18	≤16.25	PASS
				5855~5875	-52.81	≤13.45	PASS
				5875~5925	-53.84	≤-7.94	PASS
				5925~5935	-54.44	≤-27	PASS

Test Graphs B4

11A_Ant1_Low_5745

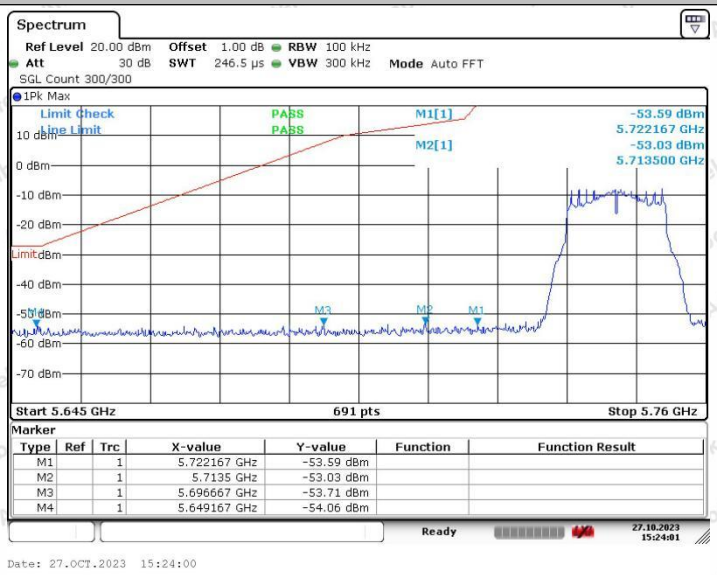

11A_Ant1_High_5825

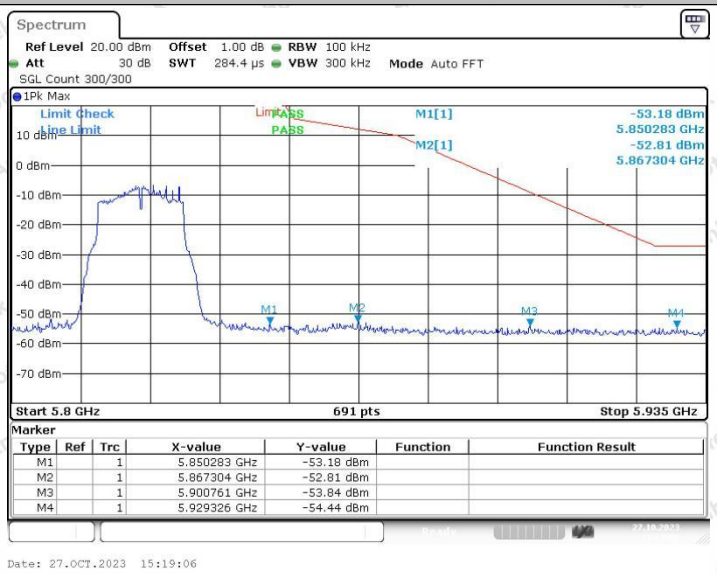

---End---