Appendix Test Data

Report No.:	18220WC20293903	Test Sample No.:	1-2-2
Start Test Date:	2023.1.4	Finish Test Date:	2023.1.4
Test Engineer:	Tony.He	Auditor:	Edward.Pan
Temperature:	24.3C°	Relative Humidity:	41 %
Pressure:	1012 hPa		

Appendix A: DTS Bandwidth

Test Result

TestMode	Antenna	Frequency[MHz]	DTS BW [MHz]	FL[MHz]	FH[MHz]	Limit[MHz]	Verdict
11B	Ant1	2412	9.560	2407.480	2417.040	≥0.5	PASS
		2437	9.080	2432.440	2441.520	≥0.5	PASS
		2462	9.120	2457.440	2466.560	≥0.5	PASS
11G	Ant1	2412	16.360	2403.840	2420.200	≥0.5	PASS
		2437	16.320	2428.840	2445.160	≥0.5	PASS
		2462	16.360	2453.800	2470.160	≥0.5	PASS
11N20	Ant1	2412	17.600	2403.240	2420.840	≥0.5	PASS
		2437	17.600	2428.200	2445.800	≥0.5	PASS
		2462	17.600	2453.200	2470.800	≥0.5	PASS
11N40	Ant1	2422	35.340	2404.420	2439.760	≥0.5	PASS
		2437	35.400	2419.120	2454.520	≥0.5	PASS
		2452	35.700	2433.880	2469.580	≥0.5	PASS

Test Graphs

11B_Ant1_2412

11B_Ant1_2437

11B_Ant1_2462

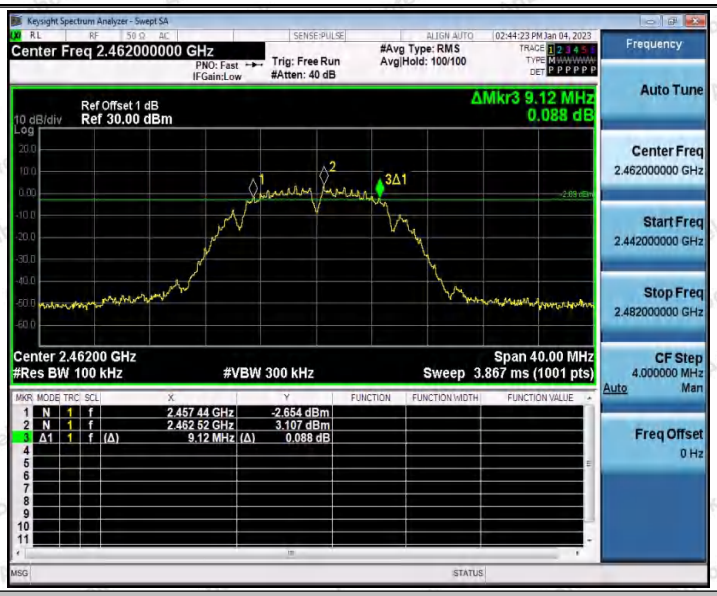

11G_Ant1_2412

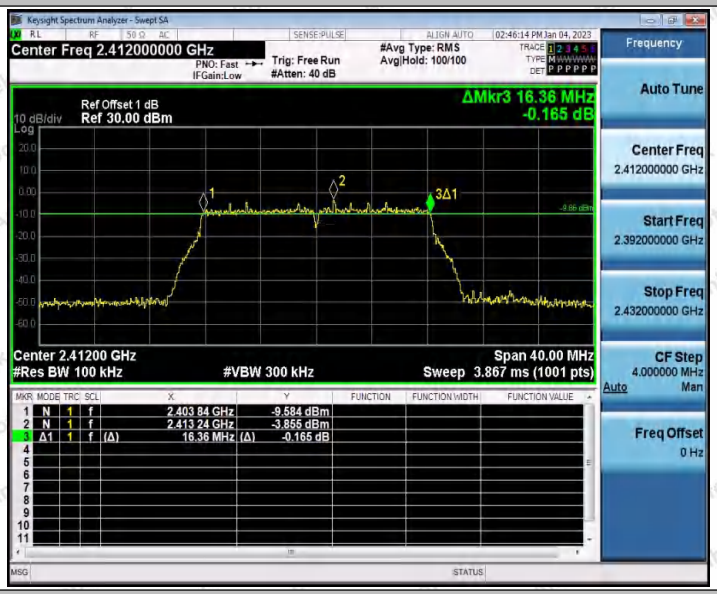

11G_Ant1_2437

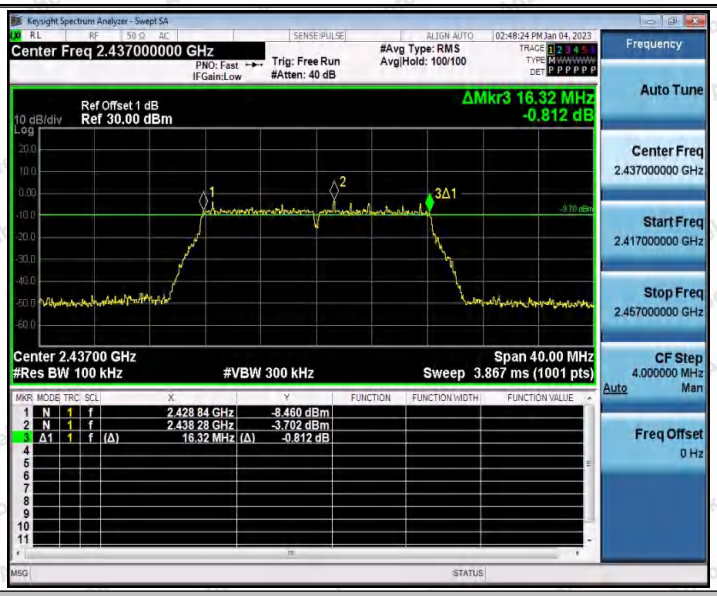

11G_Ant1_2462

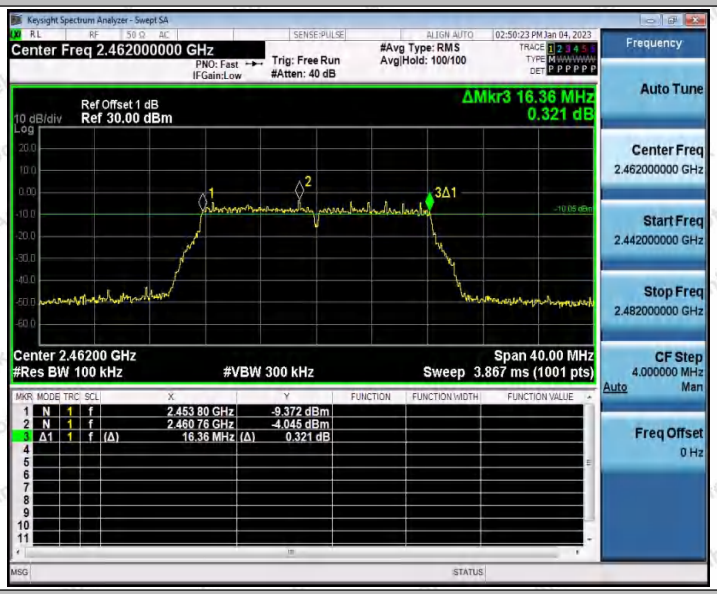

11N20_Ant1_2412

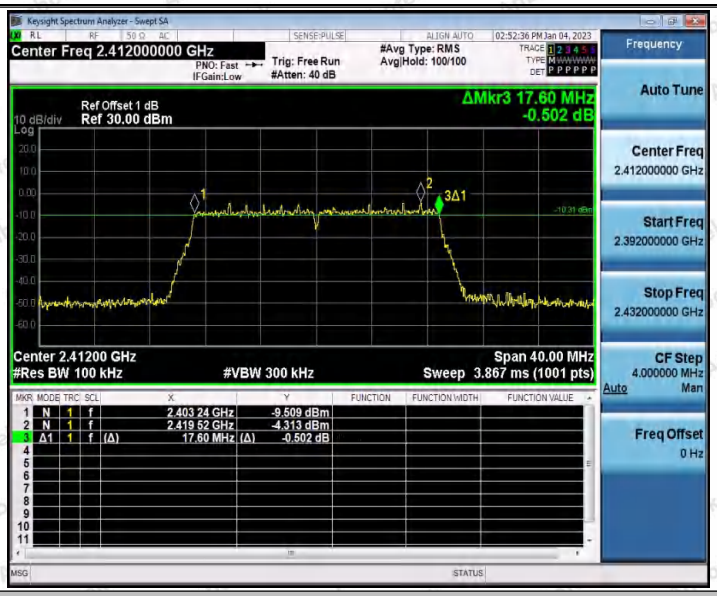

11N20_Ant1_2437

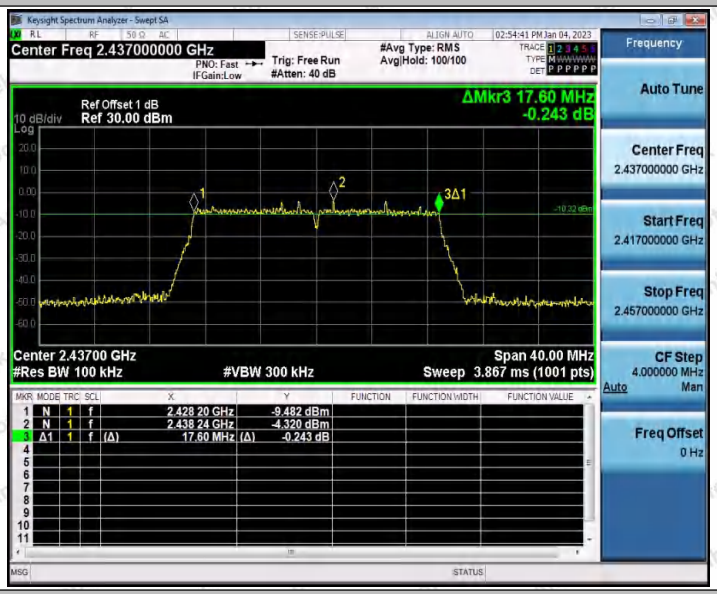

11N20_Ant1_2462

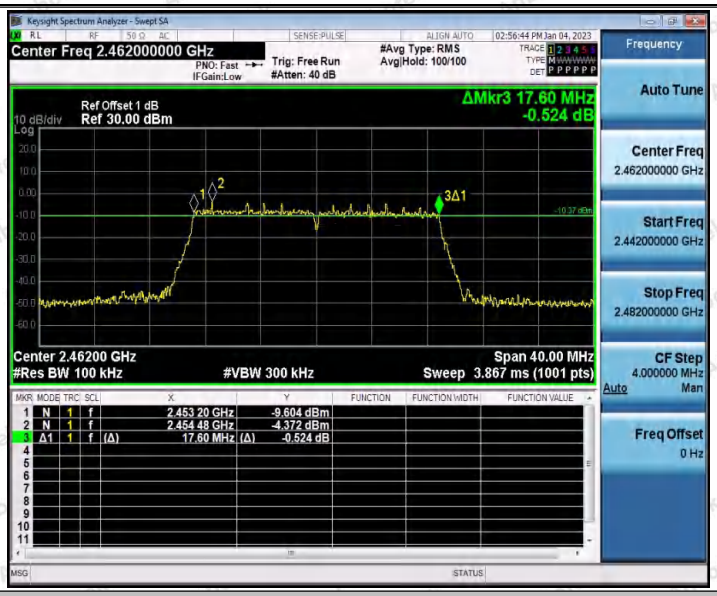

11N40_Ant1_2422

11N40_Ant1_2437

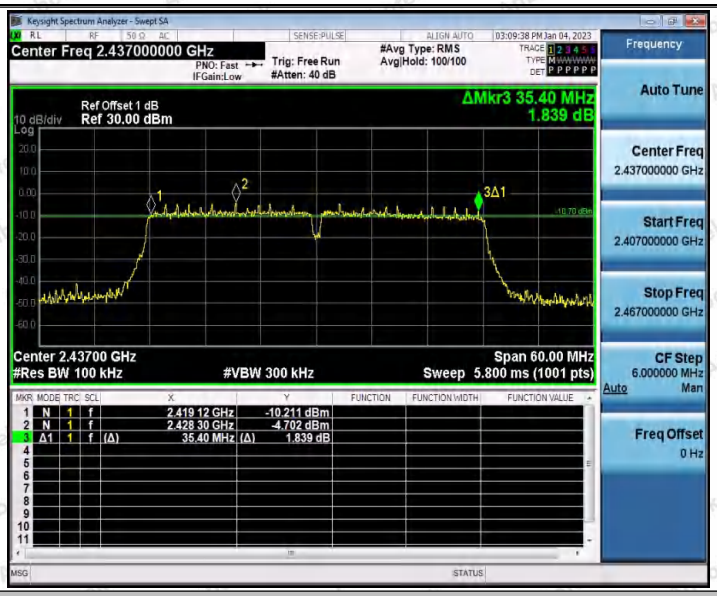

11N40_Ant1_2452

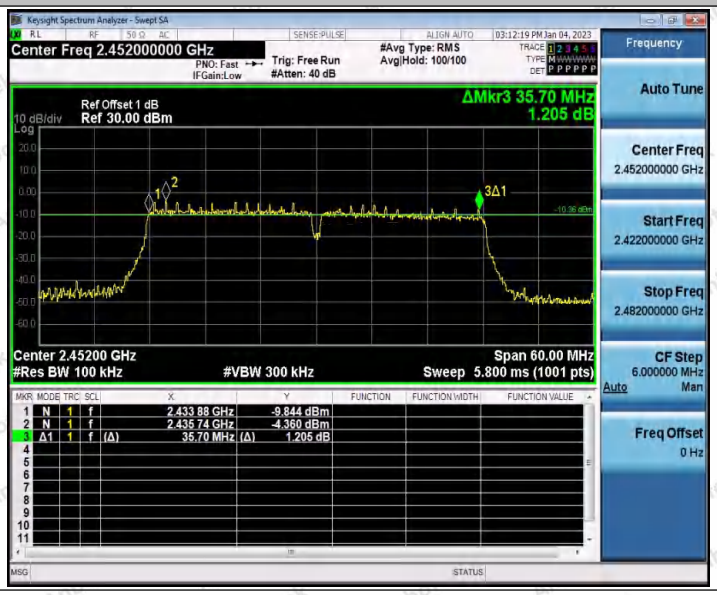

Appendix B: Occupied Channel Bandwidth

Test Result

TestMode	Antenna	Channel Frequency[MHz]	OCB [MHz]	FL[MHz]	FH[MHz]	Limit[MHz]	Verdict
11B	Ant1	2412	12.295	2405.9363	2418.2313	---	---
		2437	12.289	2430.8681	2443.1571	---	---
		2462	12.328	2455.8158	2468.1438	---	---
11G	Ant1	2412	17.075	2403.5030	2420.5780	---	---
		2437	16.985	2428.4831	2445.4681	---	---
		2462	17.038	2453.4410	2470.4790	---	---
11N20	Ant1	2412	17.957	2403.0961	2421.0531	---	---
		2437	17.938	2428.0261	2445.9641	---	---
		2462	17.959	2453.0006	2470.9596	---	---
11N40	Ant1	2422	36.115	2403.9858	2440.1008	---	---
		2437	36.135	2418.9584	2455.0934	---	---
		2452	36.192	2433.8326	2470.0246	---	---

Test Graphs

11B_Ant1_2412

11B_Ant1_2437

11B_Ant1_2462

11G_Ant1_2412

11G_Ant1_2437

11G_Ant1_2462

11N20_Ant1_2412

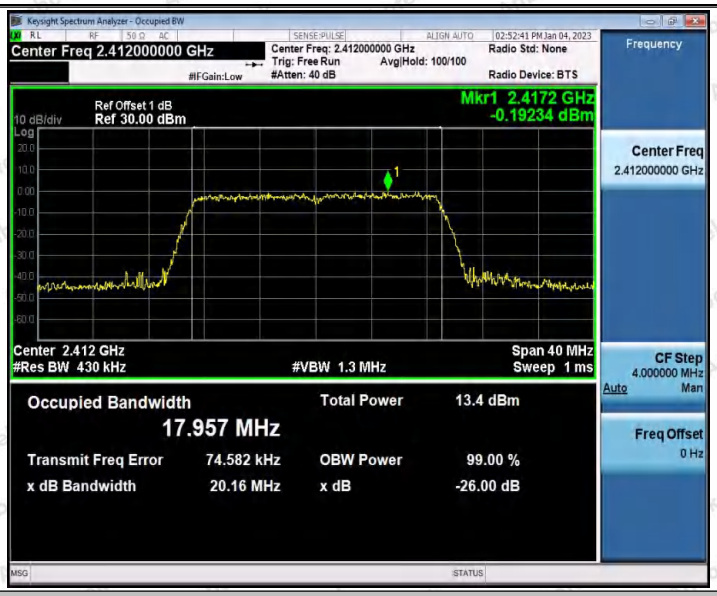

11N20_Ant1_2437

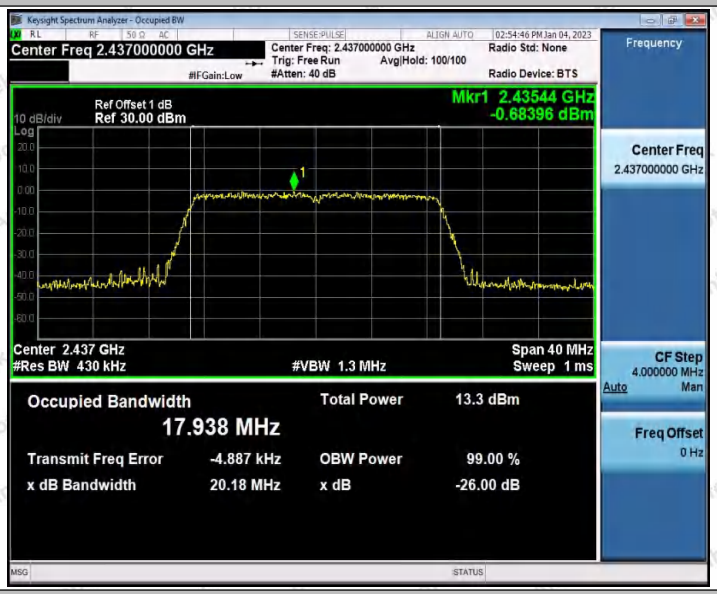

11N20_Ant1_2462

11N40_Ant1_2422

11N40_Ant1_2437

11N40_Ant1_2452

Appendix C: Maximum conducted output power

Test Result Peak

TestMode	Antenna	Frequency[MHz]	Peak Power[dBm]	Conducted Limit[dBm]
11B	Ant1	2412	15.41	≤30.00
		2437	14.98	≤30.00
		2462	15.21	≤30.00
11G	Ant1	2412	14.41	≤30.00
		2437	14.48	≤30.00
		2462	14.69	≤30.00
11N20	Ant1	2412	14.60	≤30.00
		2437	14.44	≤30.00
		2462	14.43	≤30.00
11N40	Ant1	2422	14.15	≤30.00
		2437	14.16	≤30.00
		2452	13.92	≤30.00

Appendix D: Maximum power spectral density

Test Result

TestMode	Antenna	Frequency[MHz]	Result[dBm/3kHz]	Limit[dBm/3kHz]	Verdict
11B	Ant1	2412	-9.62	≤8.00	PASS
		2437	-10.07	≤8.00	PASS
		2462	-9.86	≤8.00	PASS
11G	Ant1	2412	-17.83	≤8.00	PASS
		2437	-16.51	≤8.00	PASS
		2462	-17.53	≤8.00	PASS
11N20	Ant1	2412	-17.77	≤8.00	PASS
		2437	-17.99	≤8.00	PASS
		2462	-17.45	≤8.00	PASS
11N40	Ant1	2422	-18.7	≤8.00	PASS
		2437	-18.61	≤8.00	PASS
		2452	-17.49	≤8.00	PASS

Test Graphs

11B_Ant1_2412

11B_Ant1_2437

11B_Ant1_2462

11G_Ant1_2412

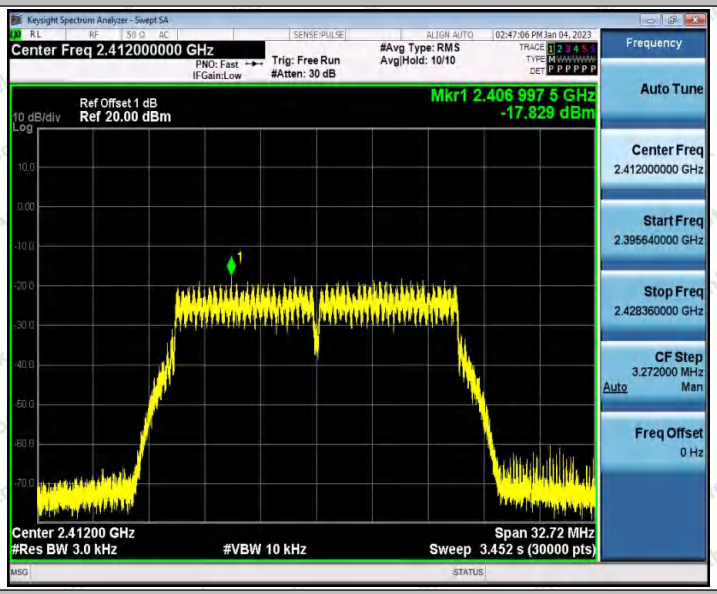

11G_Ant1_2437

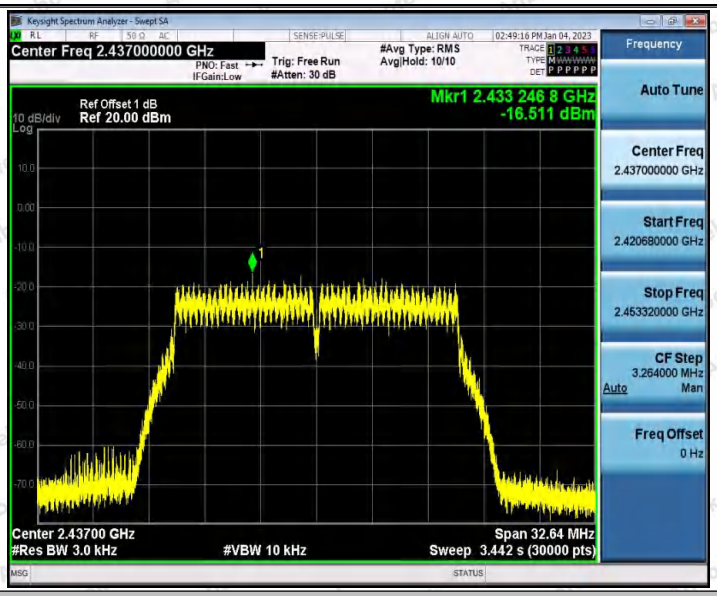

11G_Ant1_2462

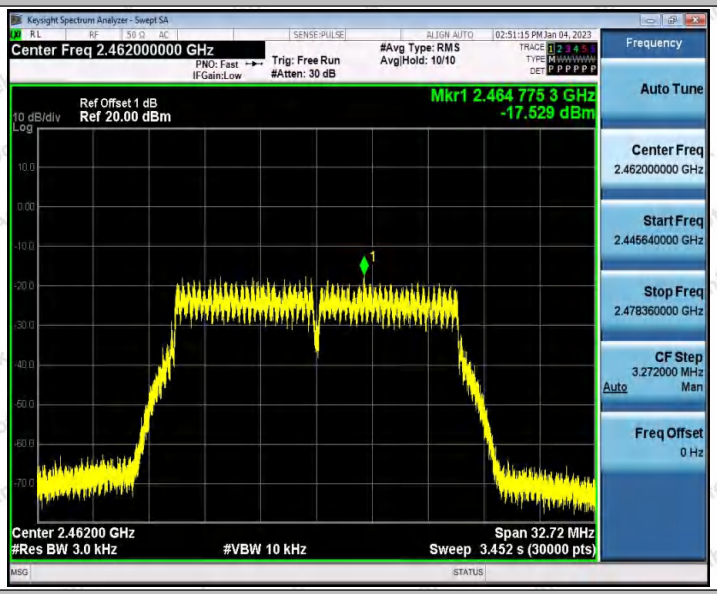

11N20_Ant1_2412

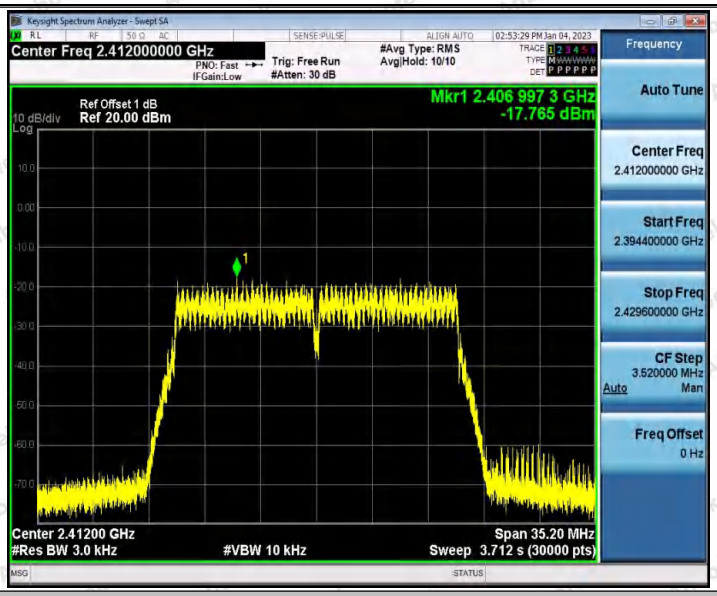

11N20_Ant1_2437

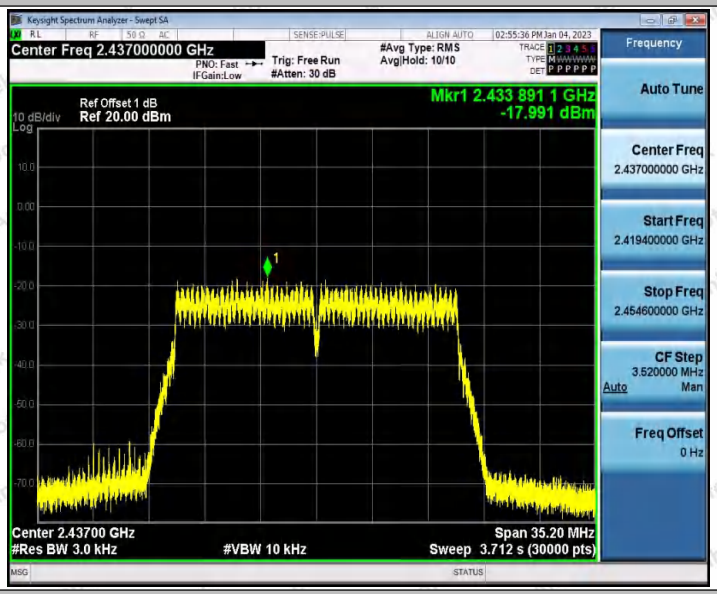

11N20_Ant1_2462

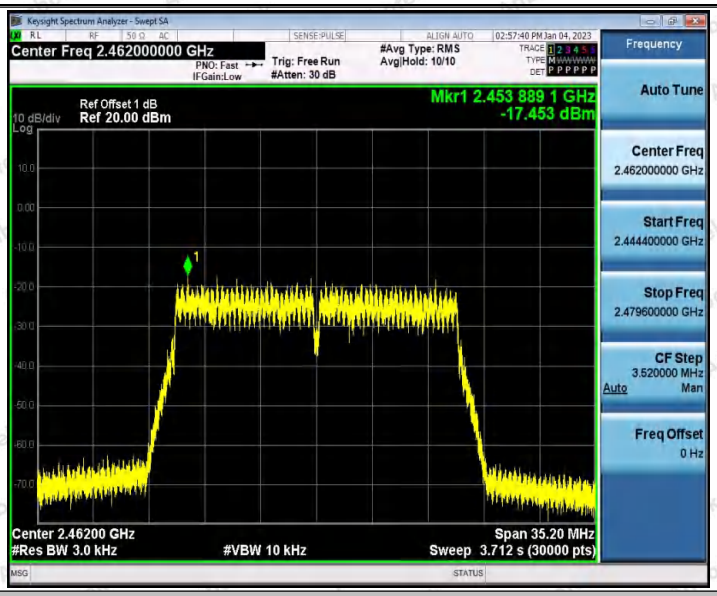

11N40_Ant1_2422

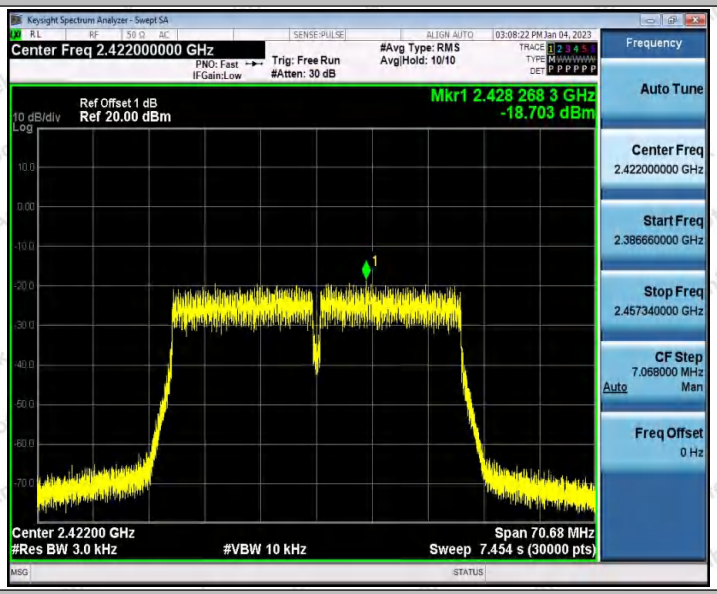

11N40_Ant1_2437

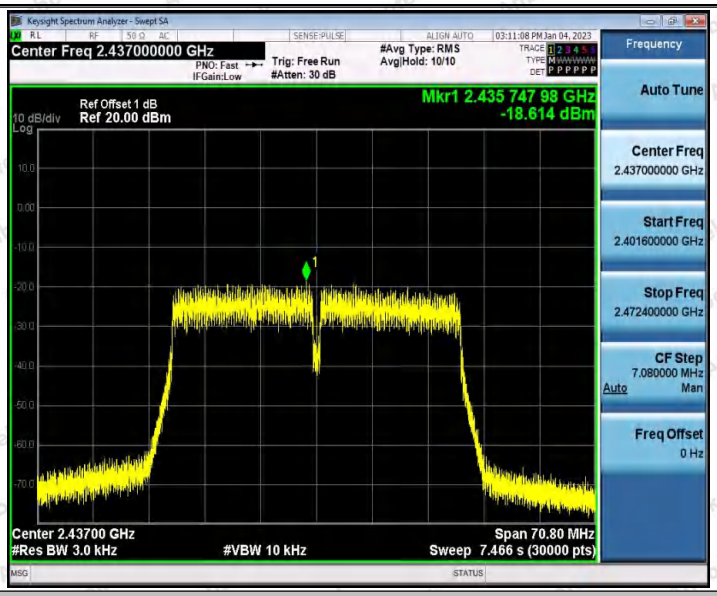

11N40_Ant1_2452

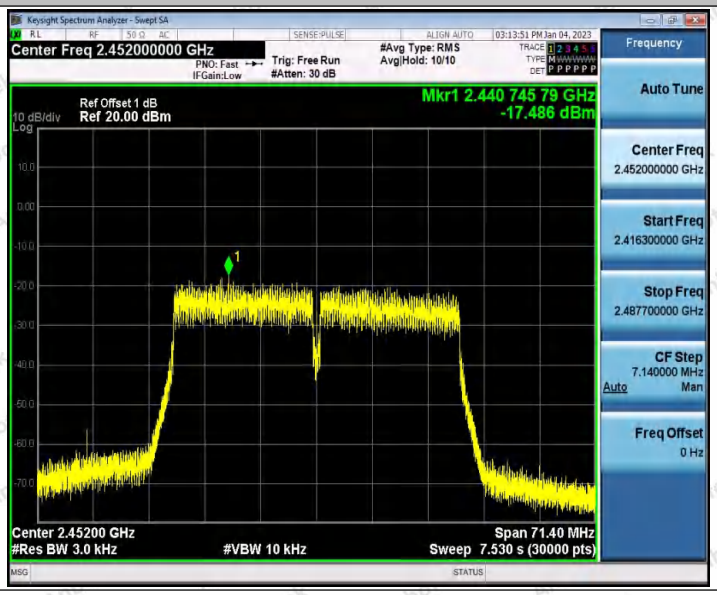

Appendix E: Band edge measurements

Test Result

TestMode	Antenna	ChName	Frequency[MHz]	RefLevel[dBm]	Result[dBm]	Limit[dBm]	Verdict
11B	Ant1	Low	2412	3.82	-50.14	≤-16.18	PASS
		High	2462	3.58	-56.86	≤-16.42	PASS
11G	Ant1	Low	2412	-4.06	-50.24	≤-24.06	PASS
		High	2462	-4.31	-54.76	≤-24.31	PASS
11N20	Ant1	Low	2412	-3.92	-49.03	≤-23.92	PASS
		High	2462	-4.32	-54.39	≤-24.32	PASS
11N40	Ant1	Low	2422	-4.61	-44.25	≤-24.61	PASS
		High	2452	-4.82	-49.97	≤-24.82	PASS

Test Graphs

11B_Ant1_Low_2412

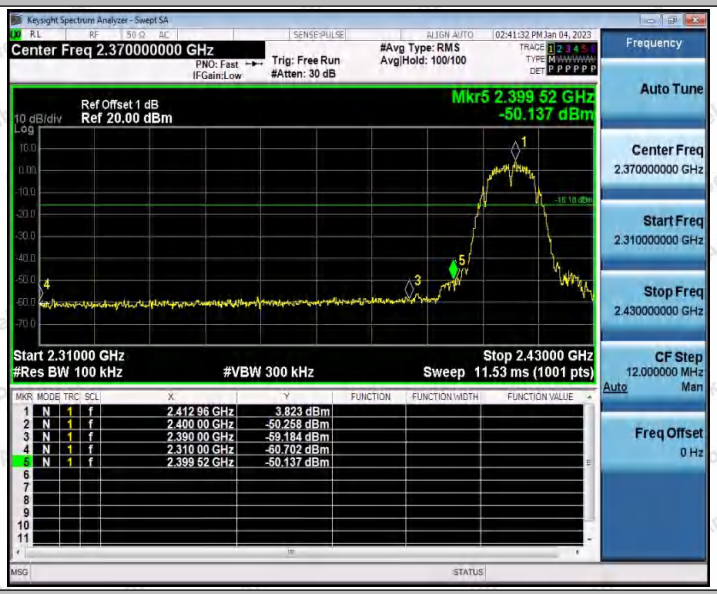

11B_Ant1_High_2462

11G_Ant1_Low_2412

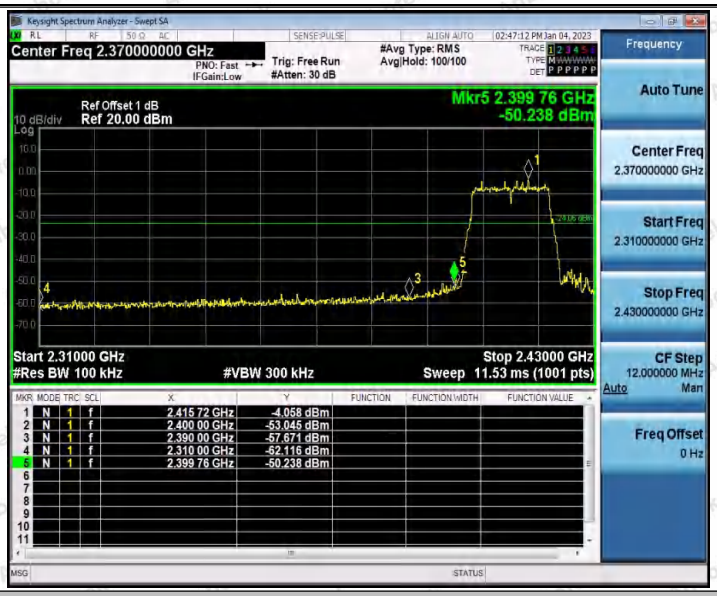

11G_Ant1_High_2462

11N20_Ant1_Low_2412

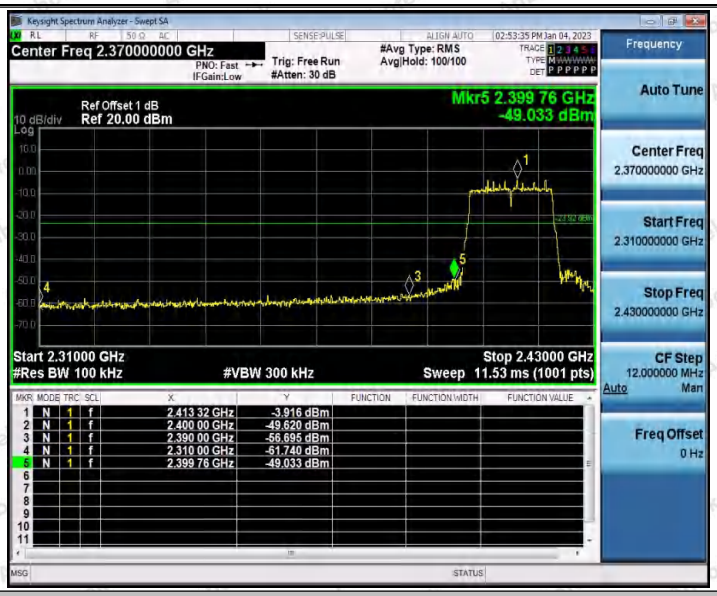

11N20_Ant1_High_2462

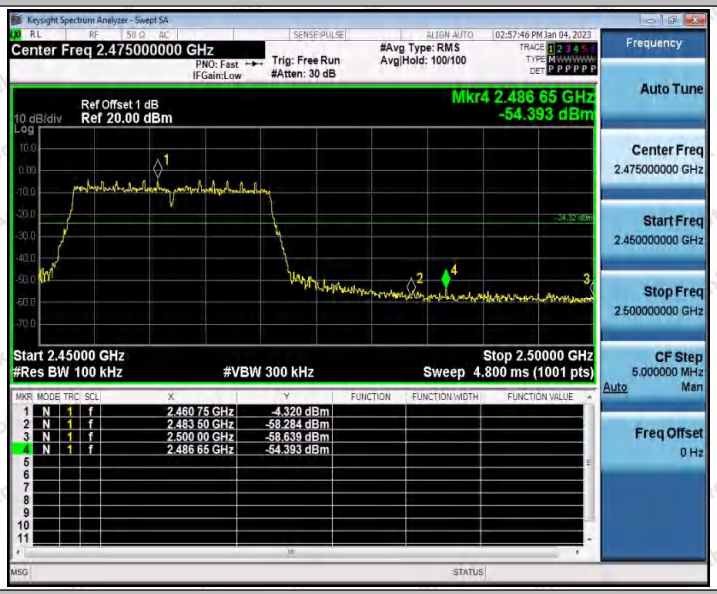

11N40_Ant1_Low_2422

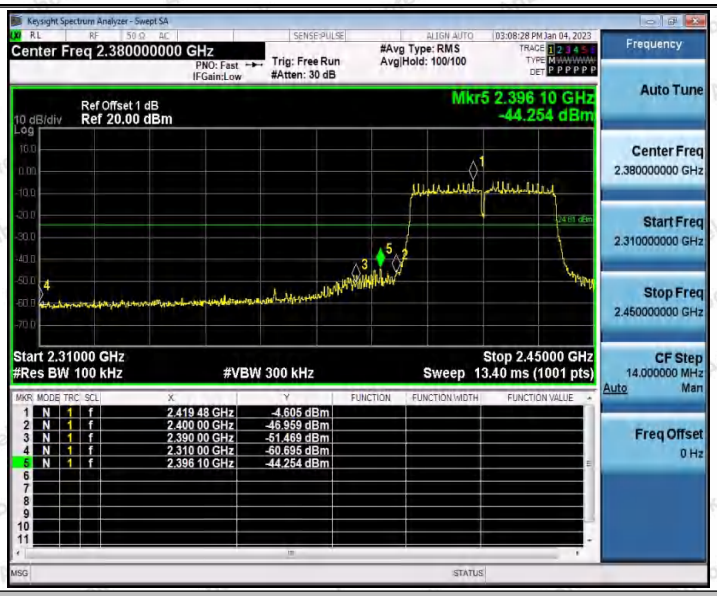

11N40_Ant1_High_2452

Appendix F: Conducted Spurious Emission

Test Result

TestMode	Antenna	Frequency[MHz]	FreqRange [Mhz]	RefLevel [dBm]	Result [dBm]	Limit [dBm]	Verdict
11B	Ant1	2412	Reference	2.11	2.11	---	PASS
			30~1000	2.11	-69.16	≤-17.89	PASS
			1000~26500	2.11	-52.86	≤-17.89	PASS
		2437	Reference	2.58	2.58	---	PASS
			30~1000	2.58	-69.06	≤-17.42	PASS
			1000~26500	2.58	-52.85	≤-17.42	PASS
		2462	Reference	2.18	2.18	---	PASS
			30~1000	2.18	-68.85	≤-17.82	PASS
			1000~26500	2.18	-53.22	≤-17.82	PASS
11G	Ant1	2412	Reference	-4.38	-4.38	---	PASS
			30~1000	-4.38	-68.57	≤-24.38	PASS
			1000~26500	-4.38	-52.89	≤-24.38	PASS
		2437	Reference	-4.83	-4.83	---	PASS
			30~1000	-4.83	-68.38	≤-24.83	PASS
			1000~26500	-4.83	-53.19	≤-24.83	PASS
		2462	Reference	-3.94	-3.94	---	PASS
			30~1000	-3.94	-68.81	≤-23.94	PASS
			1000~26500	-3.94	-53.15	≤-23.94	PASS
11N20	Ant1	2412	Reference	-7.12	-7.12	---	PASS
			30~1000	-7.12	-69	≤-27.12	PASS
			1000~26500	-7.12	-53.1	≤-27.12	PASS
		2437	Reference	-7.42	-7.42	---	PASS
			30~1000	-7.42	-68.63	≤-27.42	PASS
			1000~26500	-7.42	-53.34	≤-27.42	PASS
		2462	Reference	-4.68	-4.68	---	PASS
			30~1000	-4.68	-69.26	≤-24.68	PASS
			1000~26500	-4.68	-53.26	≤-24.68	PASS
11N40	Ant1	2422	Reference	-5.41	-5.41	---	PASS
			30~1000	-5.41	-67.67	≤-25.41	PASS
			1000~26500	-5.41	-52.84	≤-25.41	PASS
		2437	Reference	-7.45	-7.45	---	PASS
			30~1000	-7.45	-69.11	≤-27.45	PASS
			1000~26500	-7.45	-53.5	≤-27.45	PASS
		2452	Reference	-5.11	-5.11	---	PASS
			30~1000	-5.11	-69.03	≤-25.11	PASS

			1000~26500	-5.11	-52.85	≤-25.11	PASS

Test Graphs

11B_Ant1_2412_0~Reference

11B_Ant1_2412_30~1000

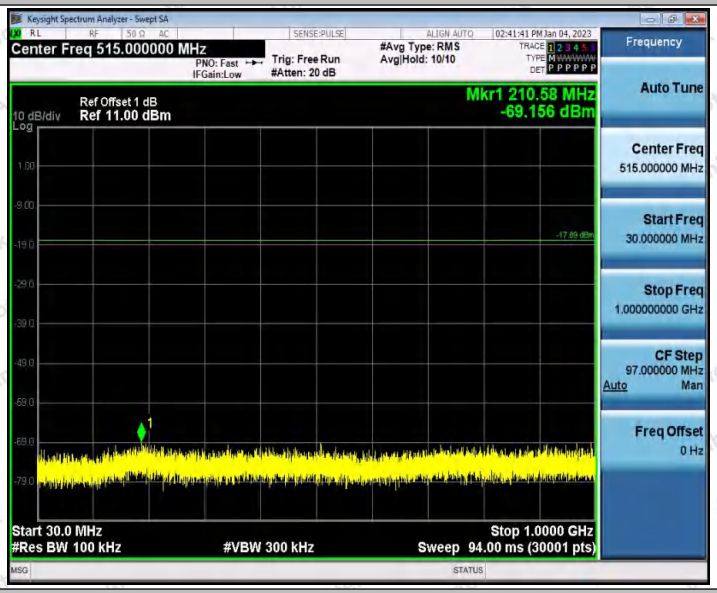

11B_Ant1_2412_1000~26500

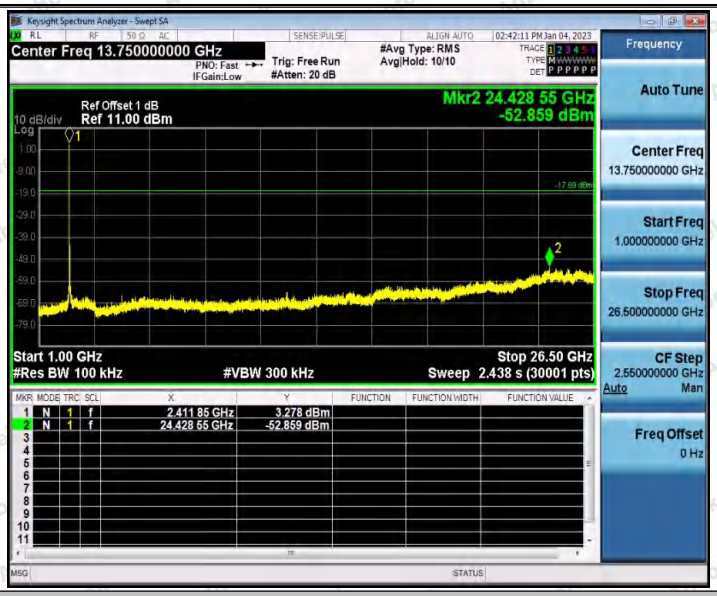

11B_Ant1_2437_0~Reference

11B_Ant1_2437_30~1000

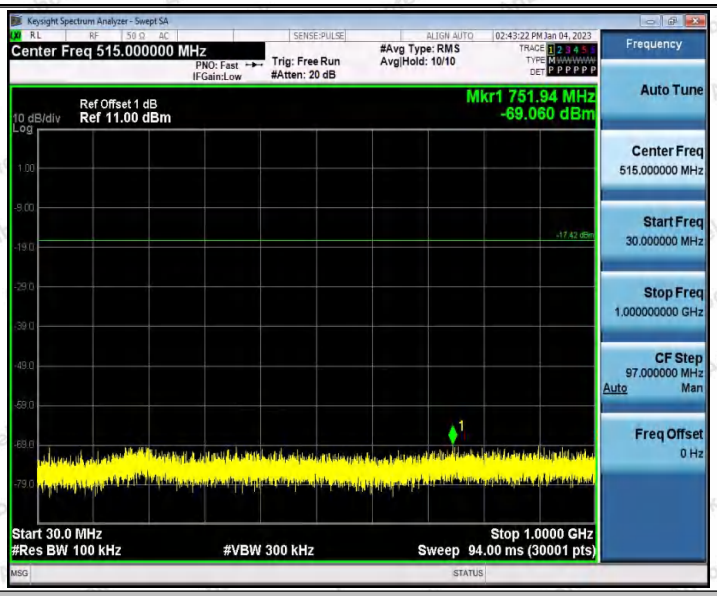

11B_Ant1_2437_1000~26500

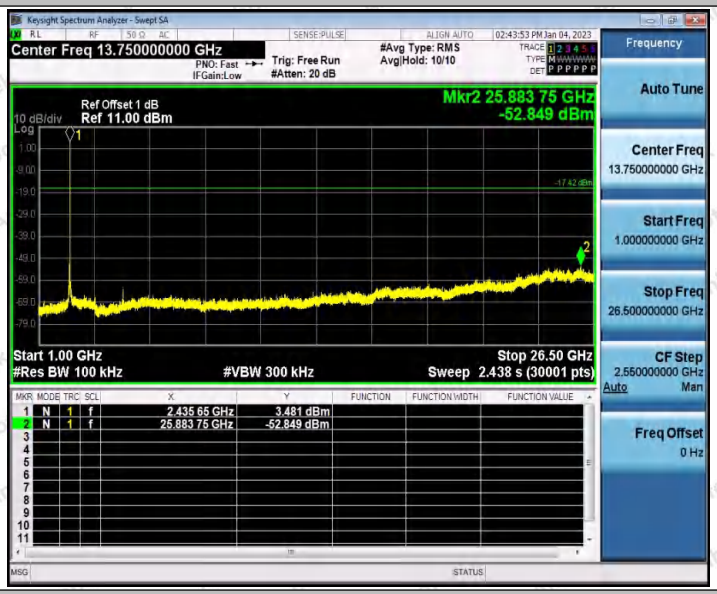

11B_Ant1_2462_0~Reference

11B_Ant1_2462_30~1000

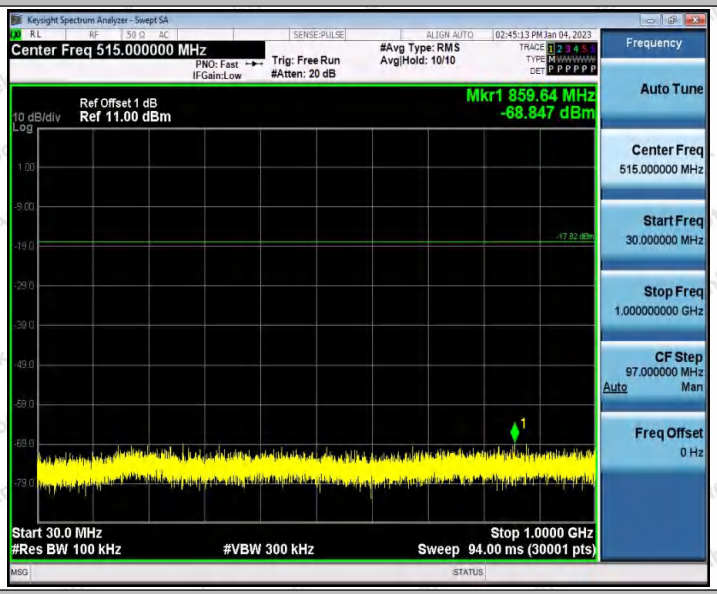

11B_Ant1_2462_1000~26500

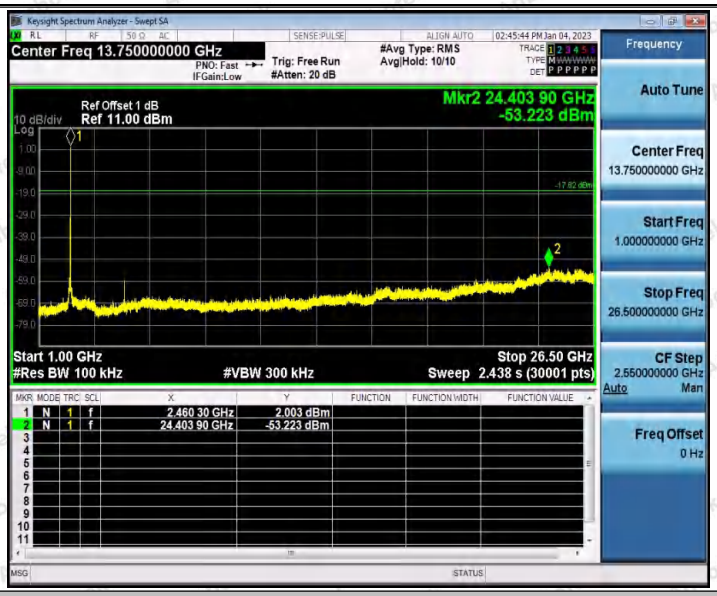

11G_Ant1_2412_0~Reference

11G_Ant1_2412_30~1000

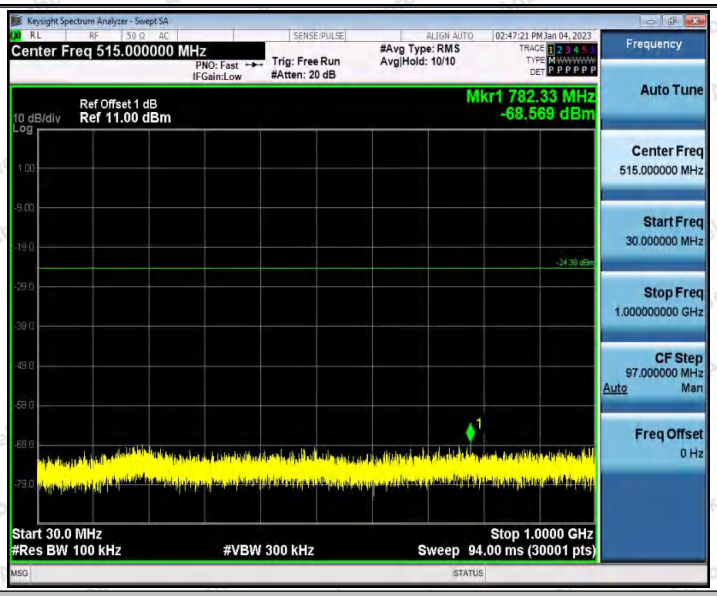

11G_Ant1_2412_1000~26500

11G_Ant1_2437_0~Reference

11G_Ant1_2437_30~1000

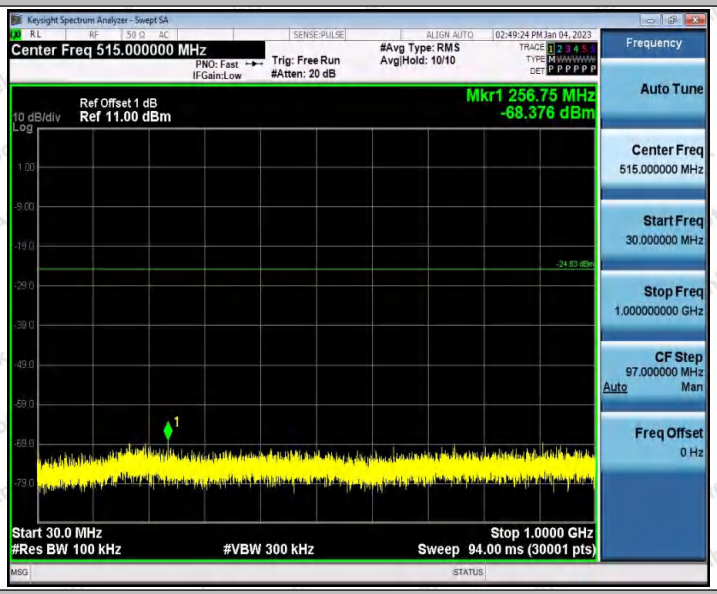

11G_Ant1_2437_1000~26500

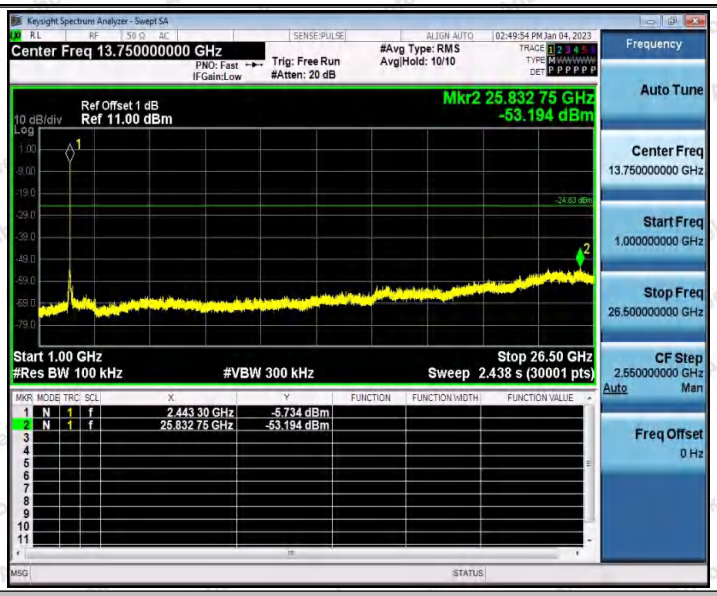

11G_Ant1_2462_0~Reference

11G_Ant1_2462_30~1000

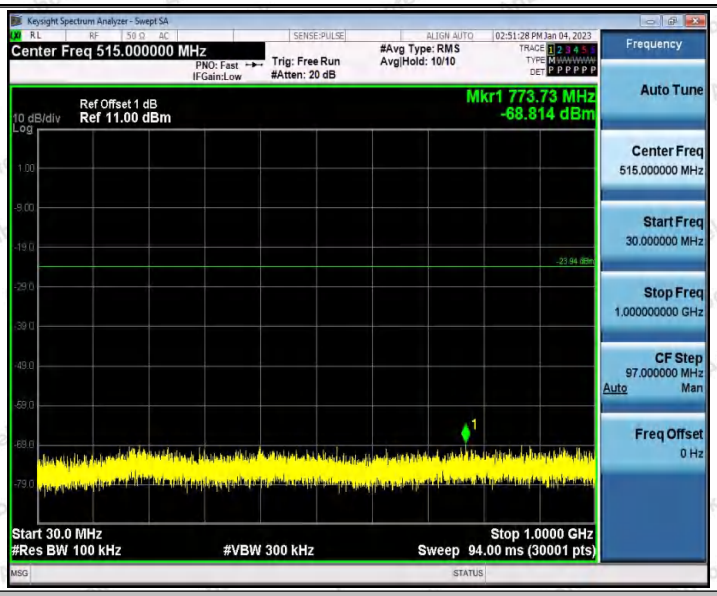

11G_Ant1_2462_1000~26500

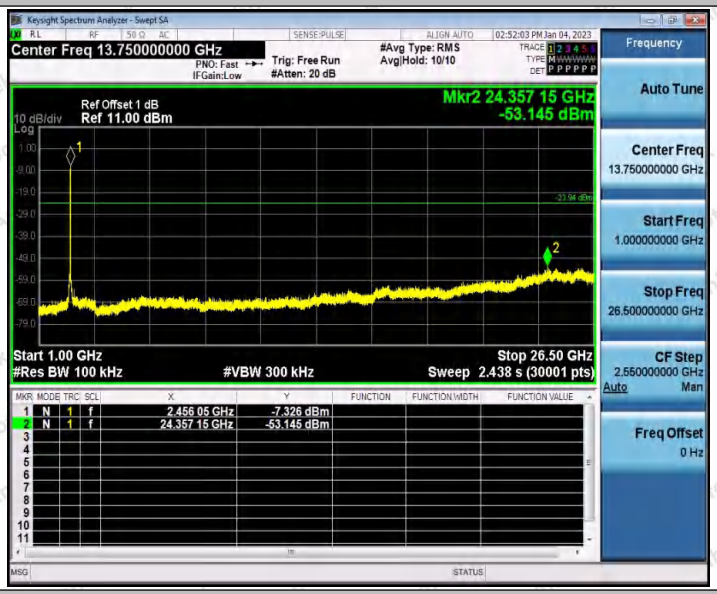

11N20_Ant1_2412_0~Reference

11N20_Ant1_2412_30~1000

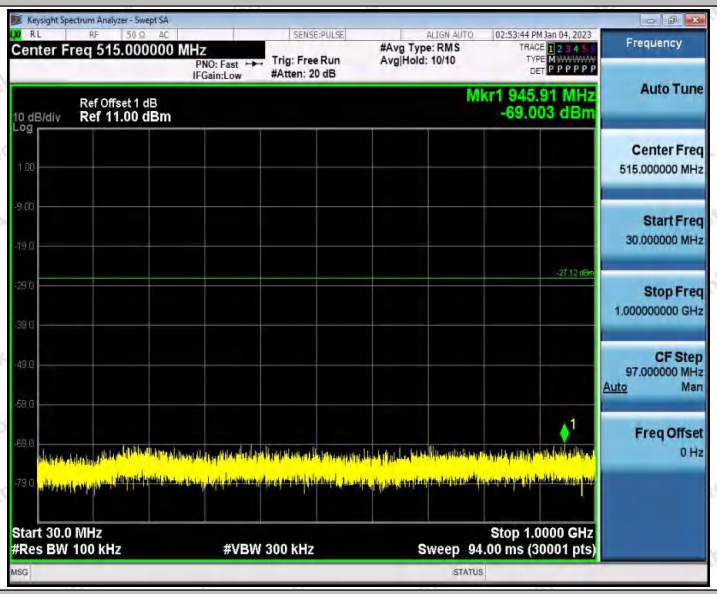

11N20_Ant1_2412_1000~26500

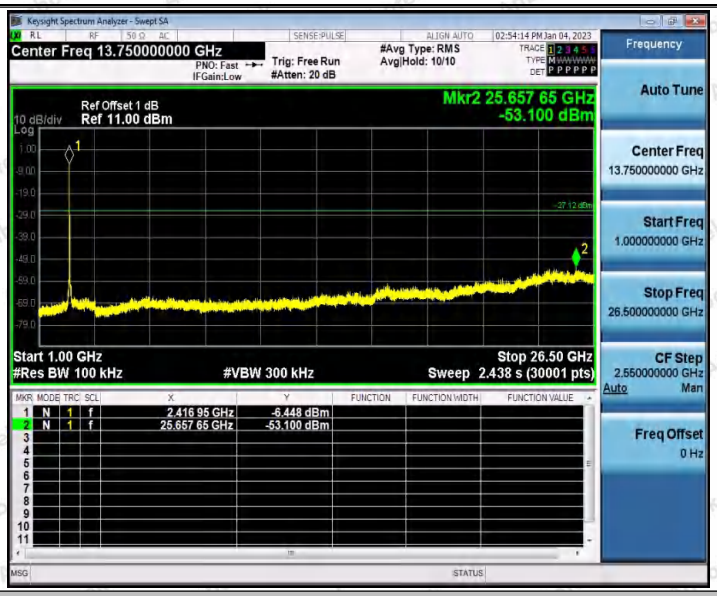

11N20_Ant1_2437_0~Reference

11N20_Ant1_2437_30~1000

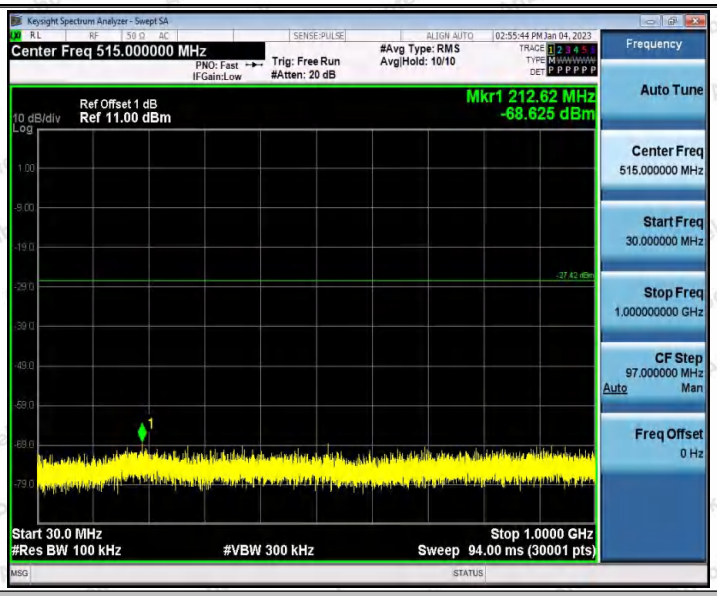

11N20_Ant1_2437_1000~26500

11N20_Ant1_2462_0~Reference

11N20_Ant1_2462_30~1000

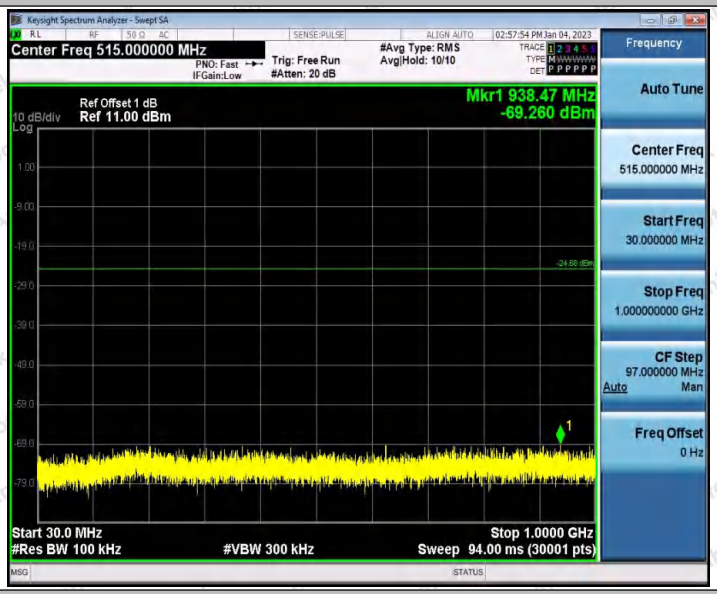

11N20_Ant1_2462_1000~26500

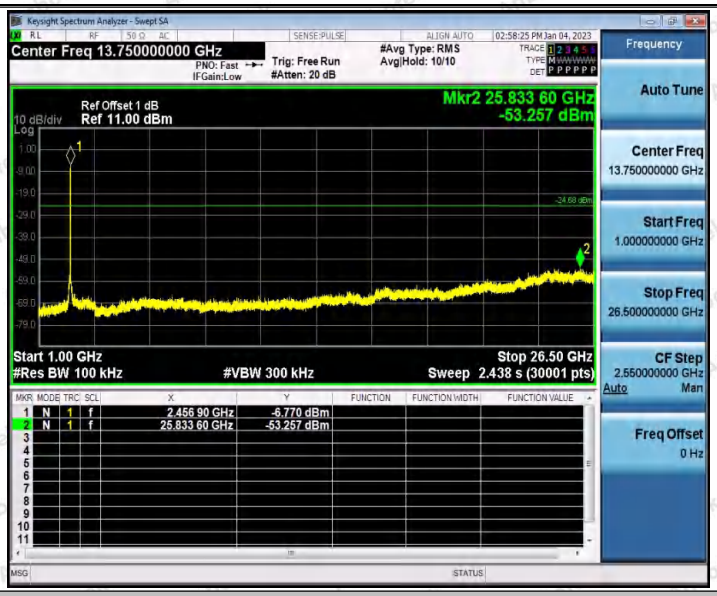

11N40_Ant1_2422_0~Reference

11N40_Ant1_2422_30~1000

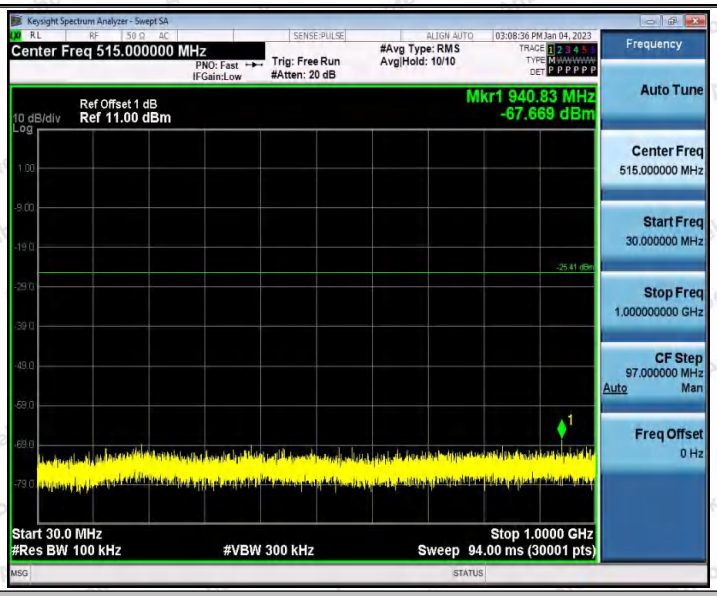

11N40_Ant1_2422_1000~26500

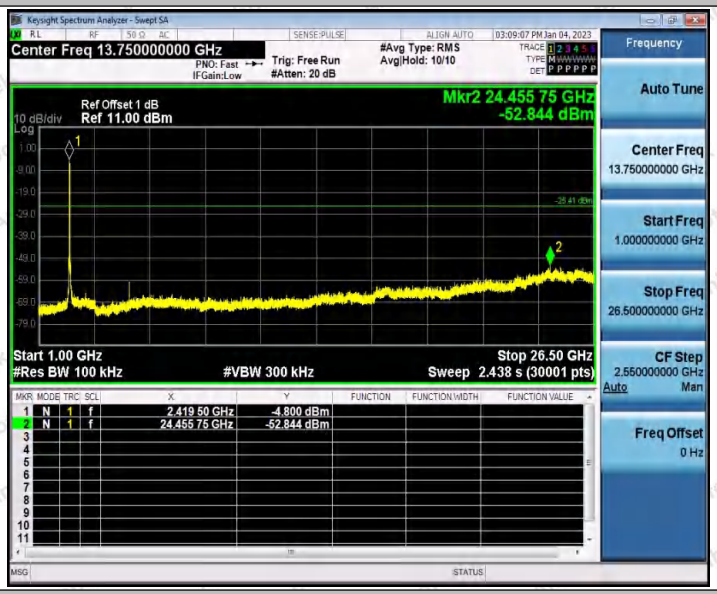

11N40_Ant1_2437_0~Reference

11N40_Ant1_2437_30~1000

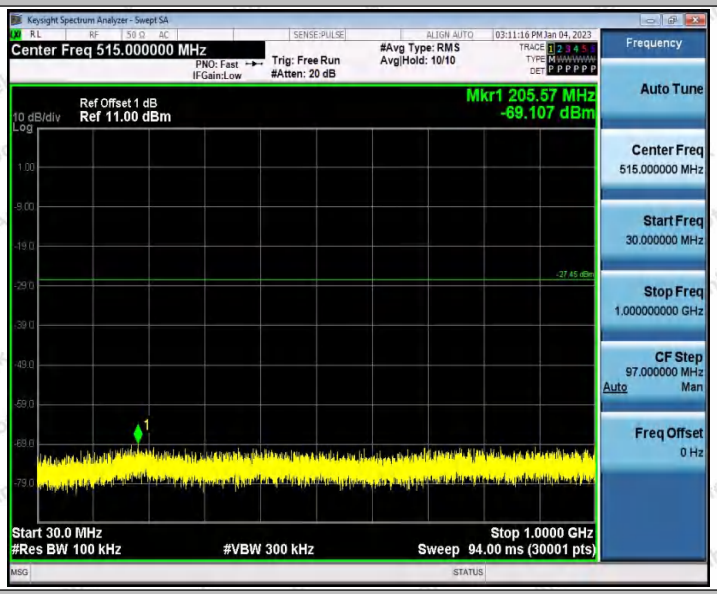

11N40_Ant1_2437_1000~26500

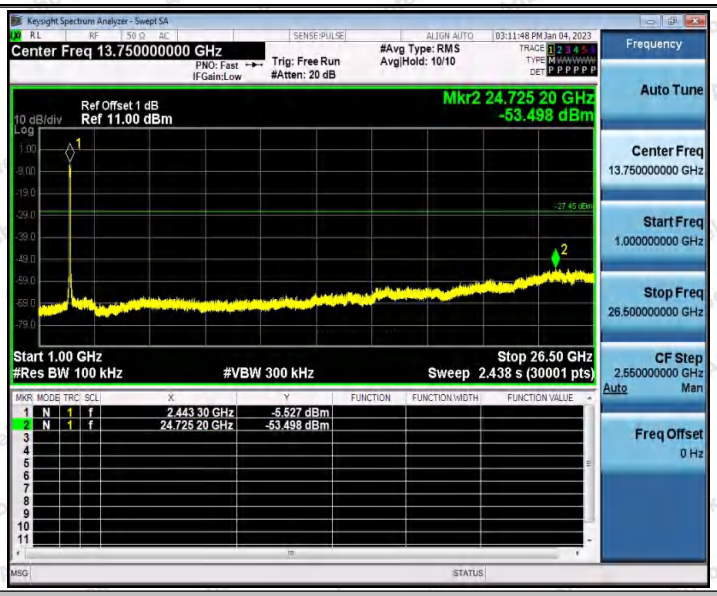

11N40_Ant1_2452_0~Reference

11N40_Ant1_2452_30~1000

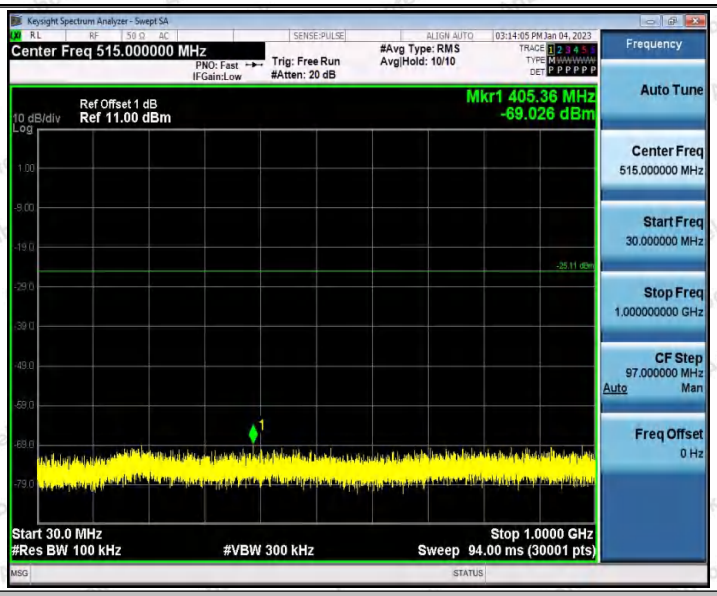

11N40_Ant1_2452_1000~26500

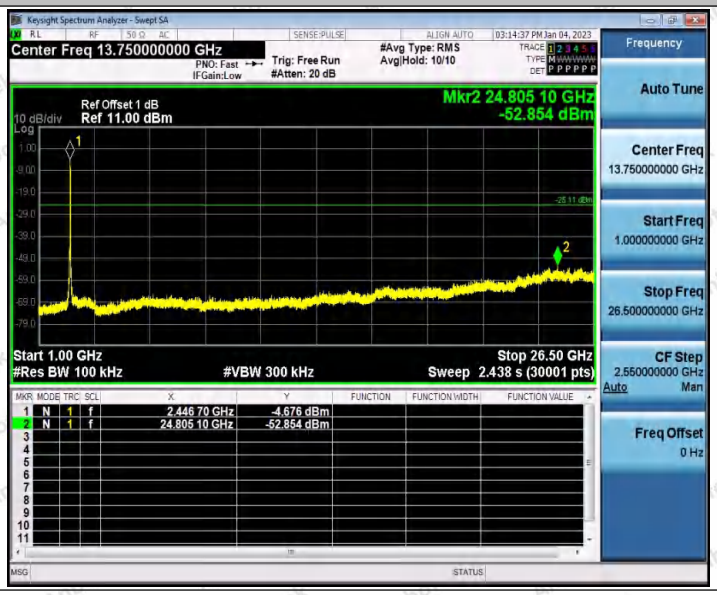

Appendix G: Duty Cycle

Test Result

TestMode	Antenna	Frequency[MHz]	Transmission Duration [ms]	Transmission Period [ms]	Duty Cycle [%]	Factor
11B	Ant1	2412	8.39	8.42	99.64	0.02
		2437	8.39	8.42	99.64	0.02
		2462	8.38	8.41	99.64	0.02
11G	Ant1	2412	1.40	1.43	97.90	0.09
		2437	1.40	1.43	97.90	0.09
		2462	1.39	1.43	97.20	0.12
11N20	Ant1	2412	1.30	1.33	97.74	0.10
		2437	1.30	1.34	97.01	0.13
		2462	1.30	1.34	97.01	0.13
11N40	Ant1	2422	0.64	0.68	94.12	0.26
		2437	0.65	0.69	94.20	0.26
		2452	0.65	0.69	94.20	0.26

Test Graphs

11B_Ant1_2412

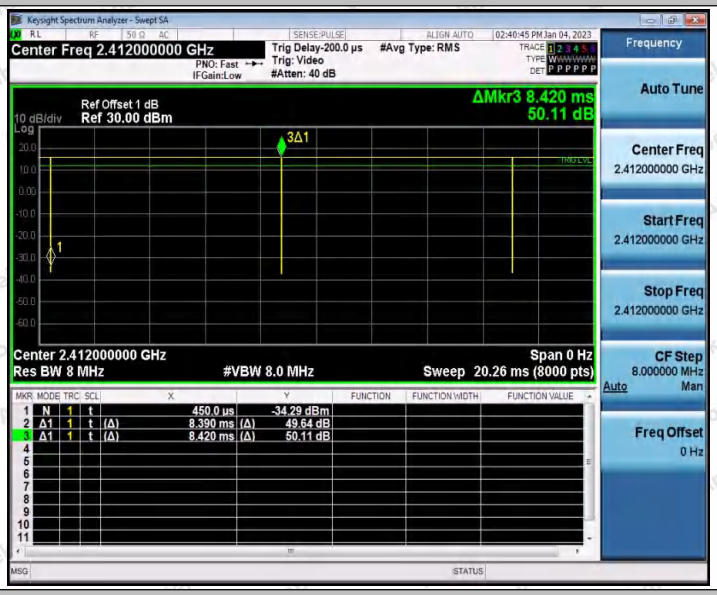

11B_Ant1_2437

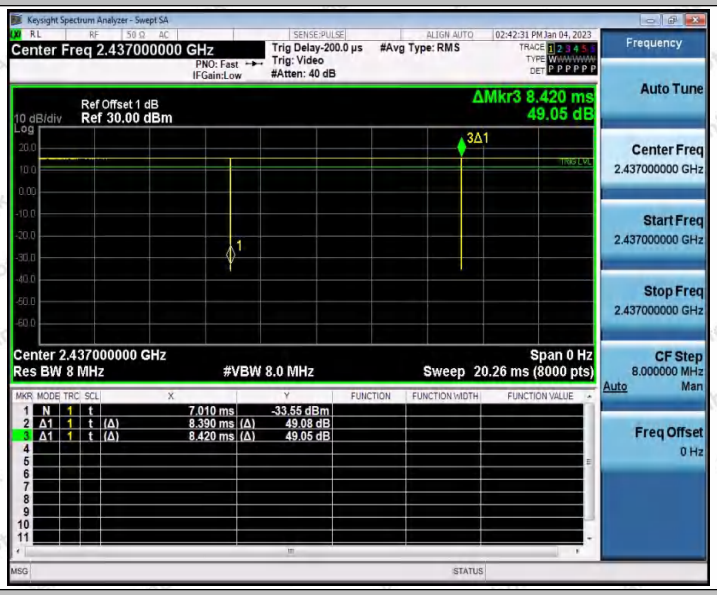

11B_Ant1_2462

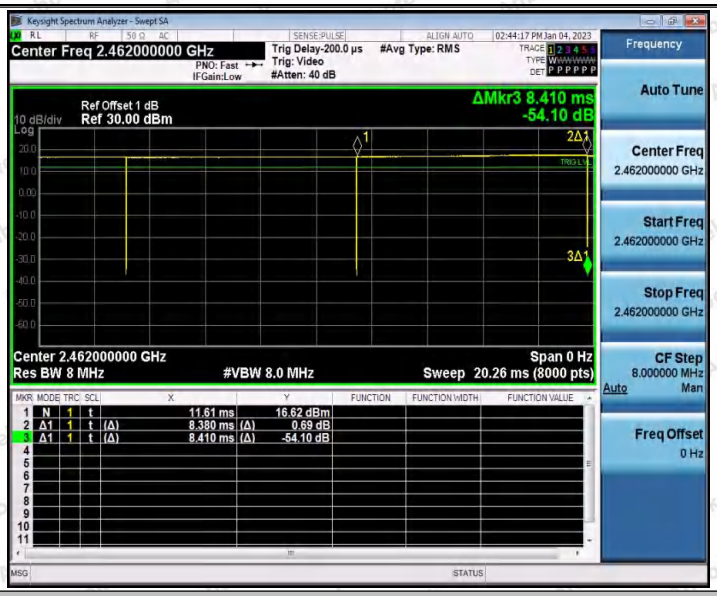

11G_Ant1_2412

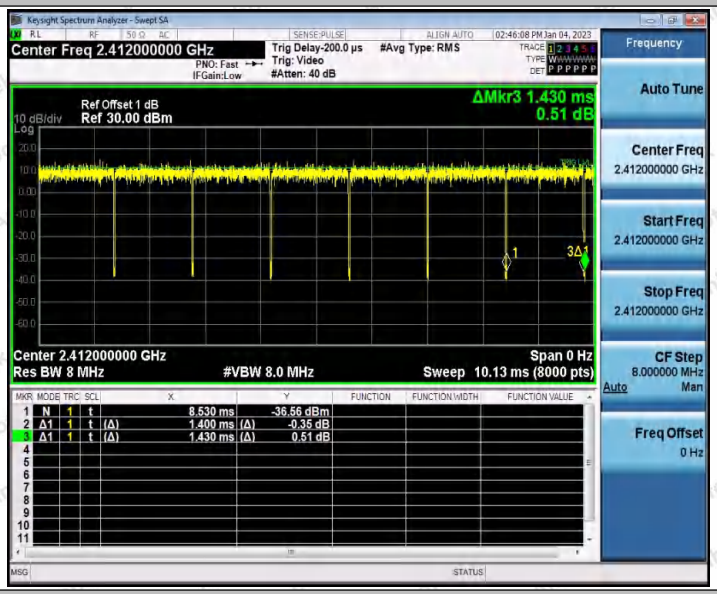

11G_Ant1_2437

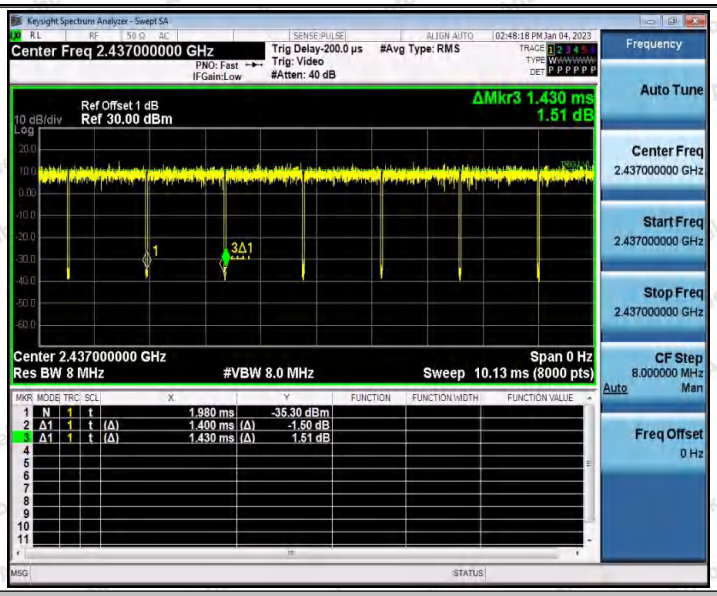

11G_Ant1_2462

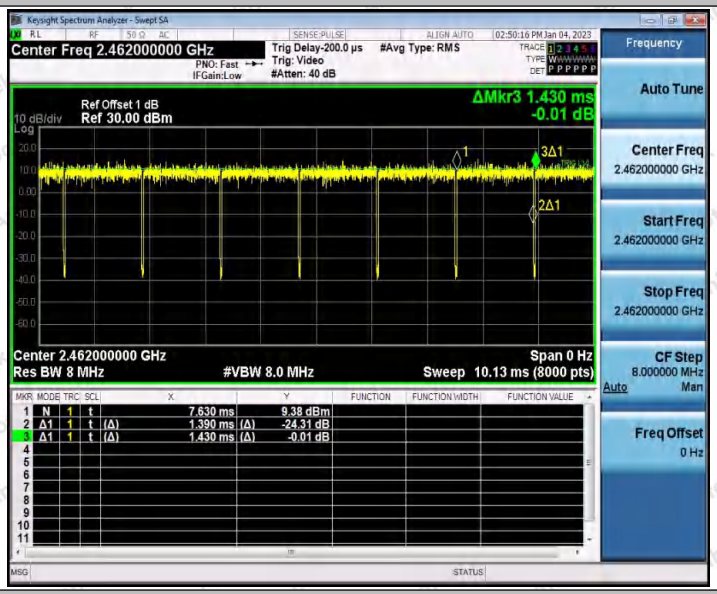

11N20_Ant1_2412

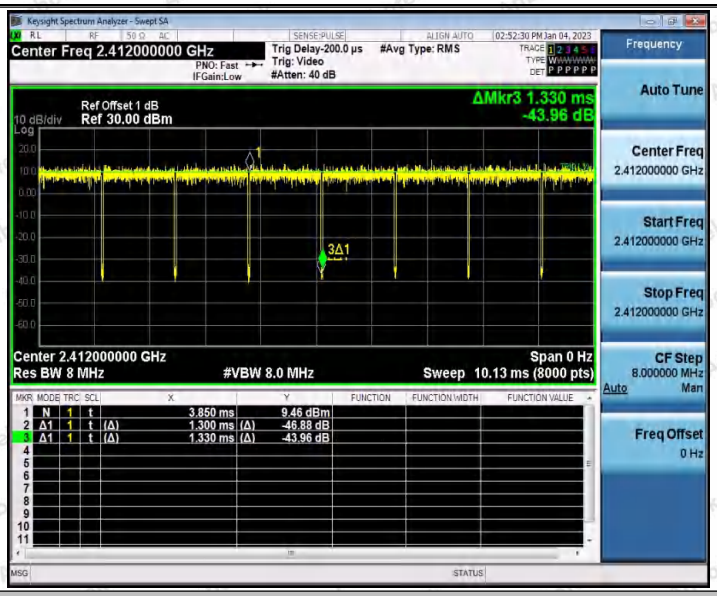

11N20_Ant1_2437

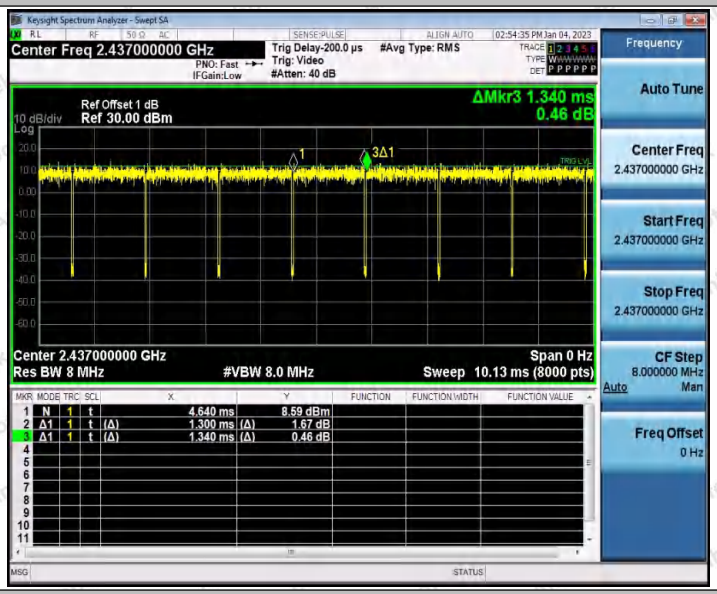

11N20_Ant1_2462

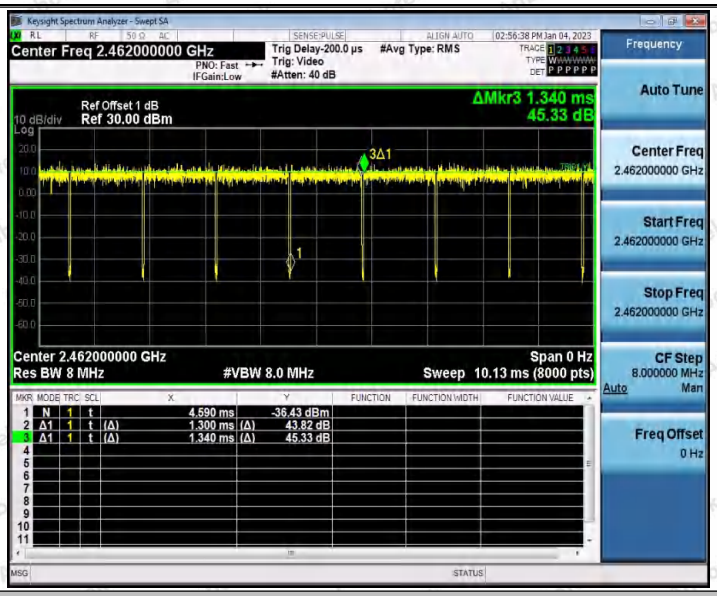

11N40_Ant1_2422

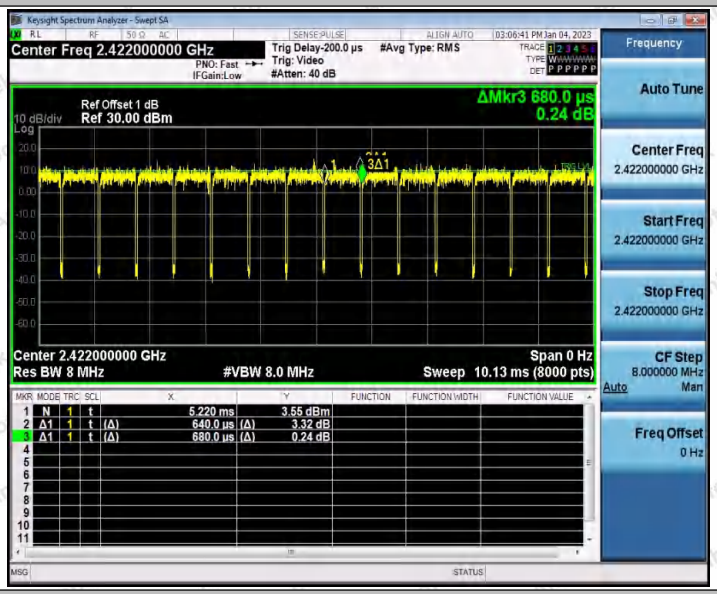

11N40_Ant1_2437

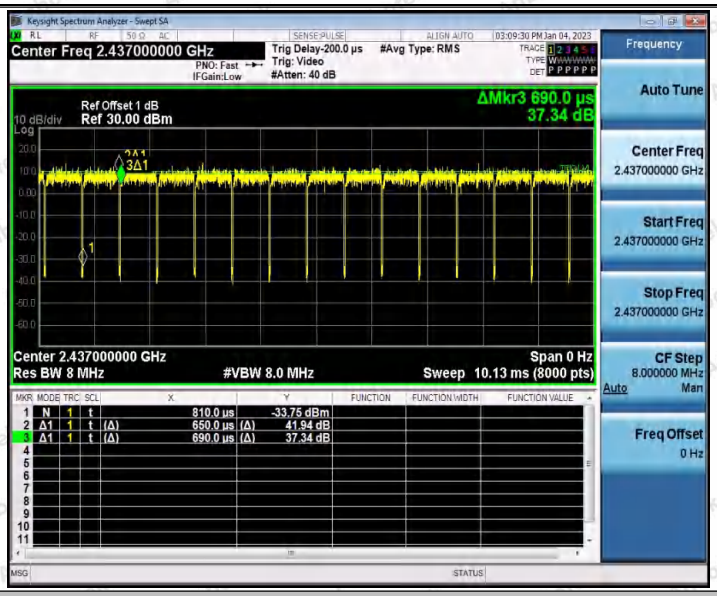

11N40_Ant1_2452

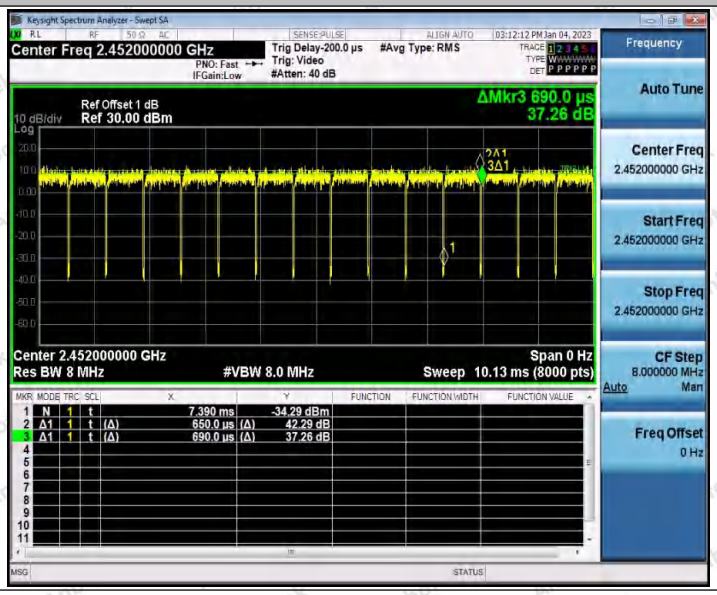

---End---