Appendix D.6: Band edge measurements

Test Result B1

TestMode	Antenna	ChName	Freq(MHz)	Result[dBm]	Limit[dBm]	Verdict
11A	Ant1	Low	5180	-34.37	≤-27	PASS
		High	5240	-37.09	≤-27	PASS
11N20SISO	Ant1	Low	5180	-35.92	≤-27	PASS
		High	5240	-37.69	≤-27	PASS
11N40SISO	Ant1	Low	5190	-27.69	≤-27	PASS
		High	5230	-37.12	≤-27	PASS
11AC20SISO	Ant1	Low	5180	-28.91	≤-27	PASS
		High	5240	-37.14	≤-27	PASS
11AC40SISO	Ant1	Low	5190	-32.49	≤-27	PASS
		High	5230	-37.16	≤-27	PASS
11AC80SISO	Ant1	Low	5210	-28.83	≤-27	PASS
		High	5210	-37	≤-27	PASS

Test Graphs B1

11A_Ant1_Low_5180

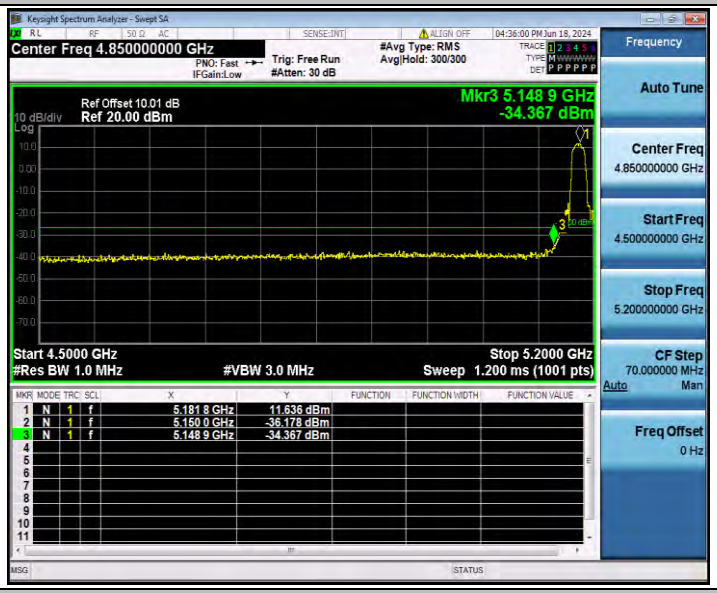

11A_Ant1_High_5240

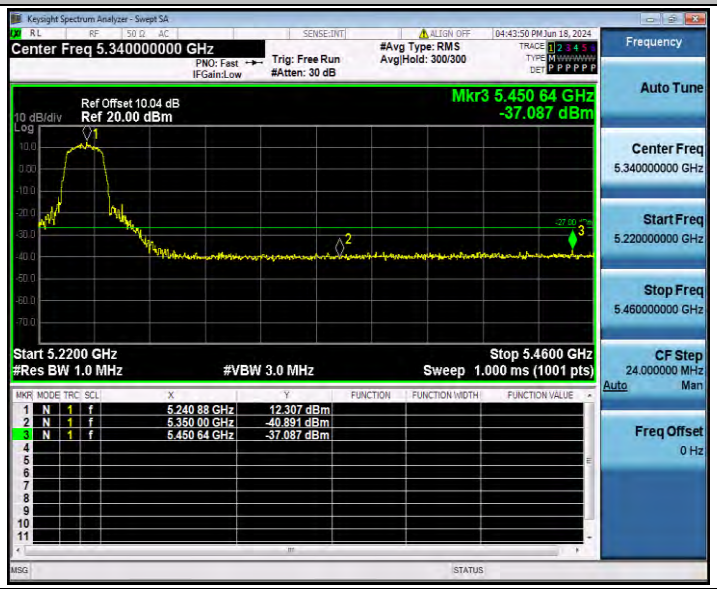

11N20SISO_Ant1_Low_5180

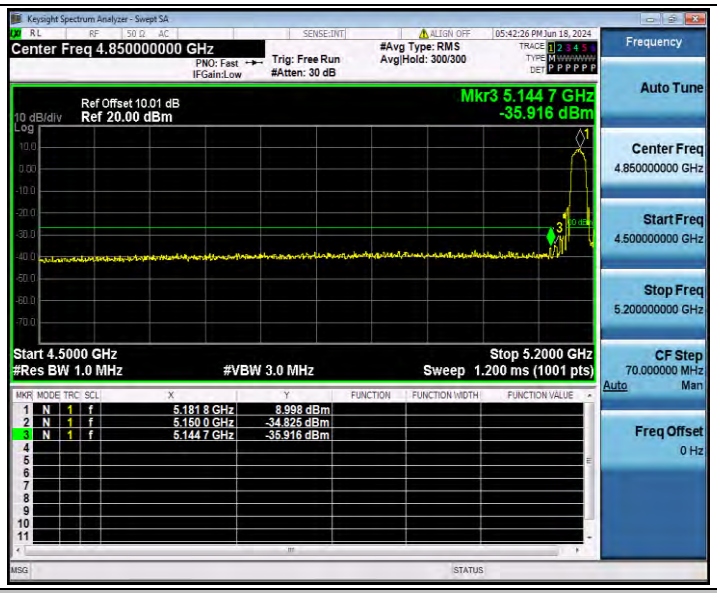

11N20SISO_Ant1_High_5240

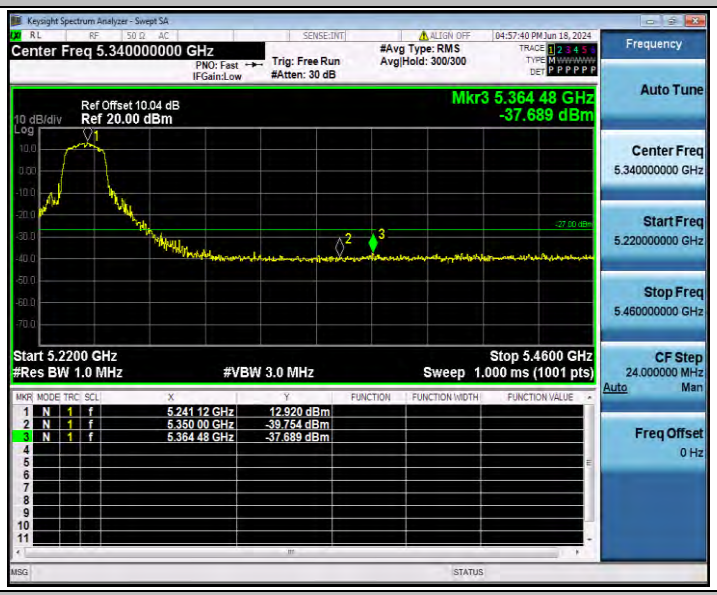

11N40SISO_Ant1_Low_5190

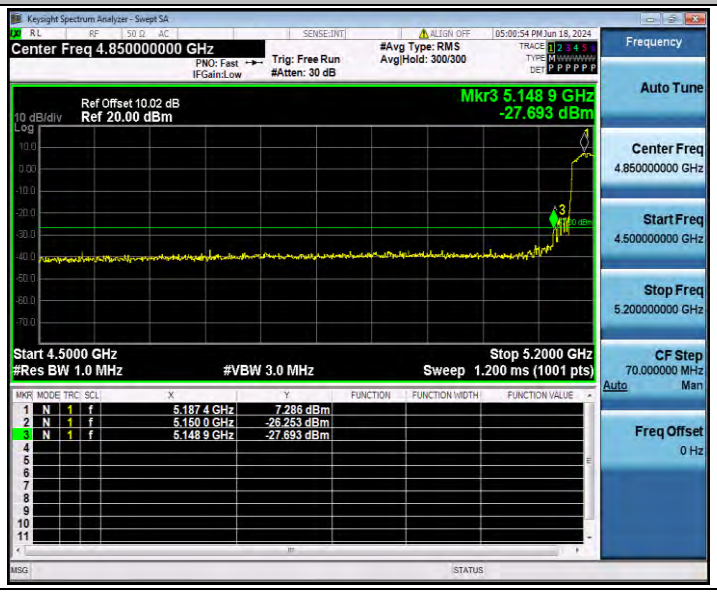

11N40SISO_Ant1_High_5230

11AC20SISO_Ant1_Low_5180

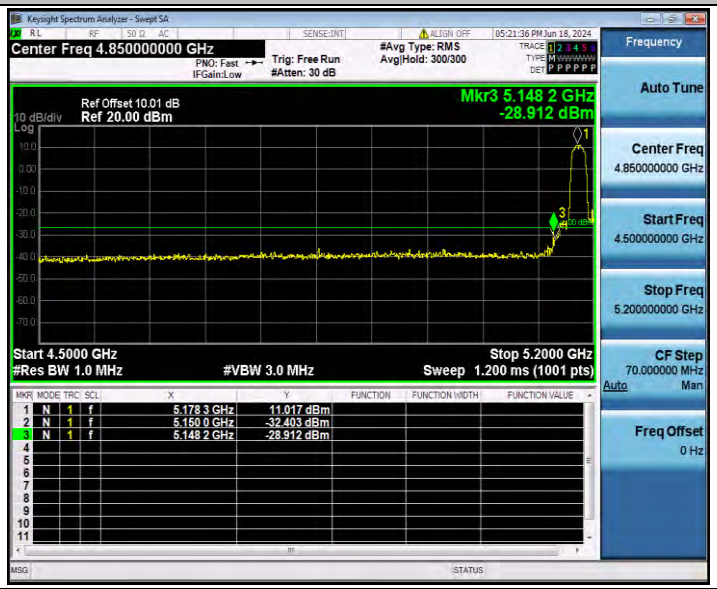

11AC20SISO_Ant1_High_5240

11AC40SISO_Ant1_Low_5190

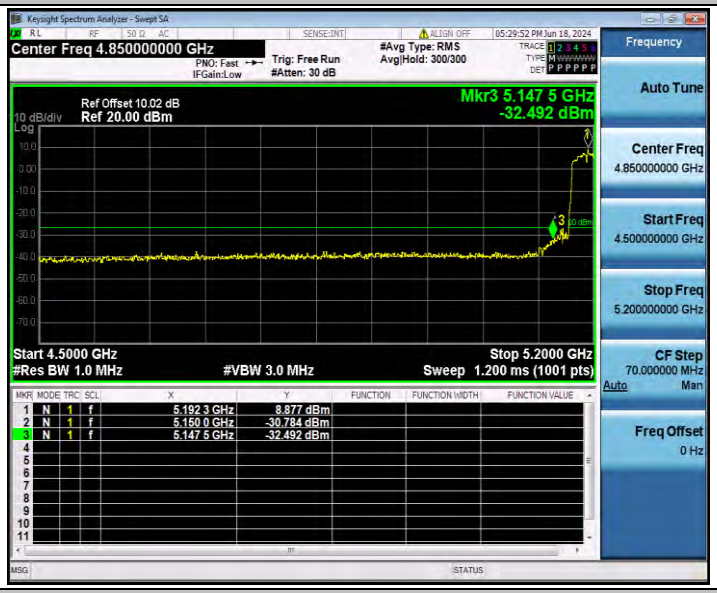

11AC40SISO_Ant1_High_5230

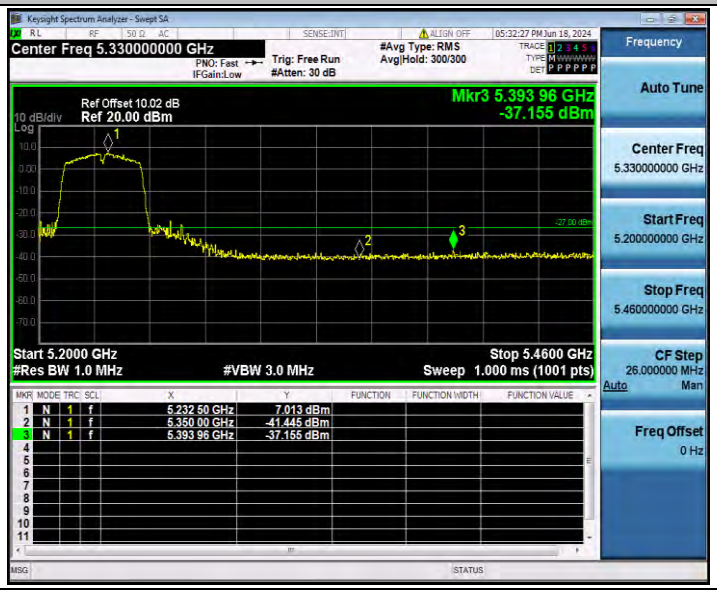

11AC80SISO_Ant1_Low_5210
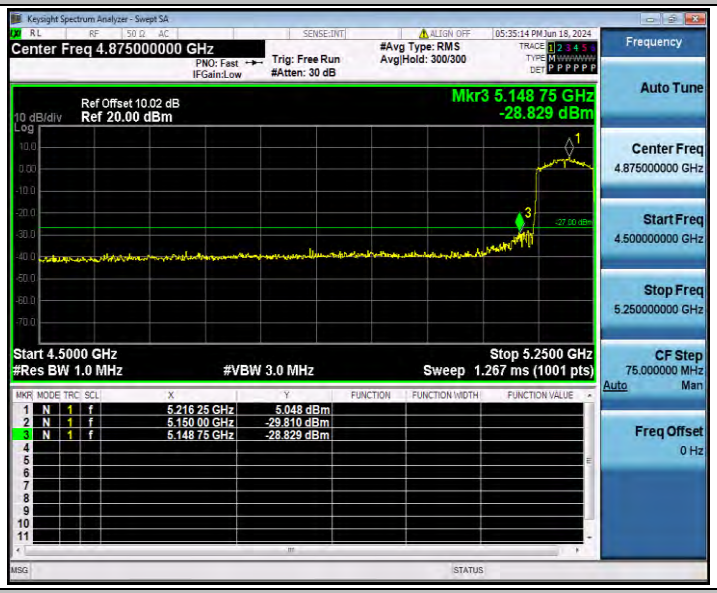

11AC80SISO_Ant1_High_5210

Appendix D.7: Conducted Spurious Emission

Test Result

TestMode	Antenna	Freq(MHz)	FreqRange [MHz]	Max. Fre [MHz]	Max. Level [dBm]	Limit [dBm]	Verdict
11A	Ant1	5180	30~5140	5139.32	-37.35	≤-27	PASS
			5360~27000	25092.79	-37.08	≤-27	PASS
		5200	30~5140	5132.16	-45.25	≤-27	PASS
			5360~27000	24301.49	-37.48	≤-27	PASS
		5240	30~5140	5038.14	-45.35	≤-27	PASS
			5360~27000	24285.62	-36.82	≤-27	PASS
11N20SISO	Ant1	5180	30~5140	5139.49	-30.64	≤-27	PASS
			5360~27000	26760.52	-37.22	≤-27	PASS
		5200	30~5140	5137.62	-40.45	≤-27	PASS
			5360~27000	24244.51	-37.13	≤-27	PASS
		5240	30~5140	5114.79	-45.97	≤-27	PASS
			5360~27000	23622	-37.4	≤-27	PASS
11N40SISO	Ant1	5190	30~5140	5134.89	-36.32	≤-27	PASS
			5360~27000	26792.26	-36.99	≤-27	PASS
		5230	30~5140	5136.08	-45.2	≤-27	PASS
			5360~27000	24294.28	-37.01	≤-27	PASS
11AC20SISO	Ant1	5180	30~5140	5139.66	-40.34	≤-27	PASS
			5360~27000	26053.61	-37.45	≤-27	PASS
		5200	30~5140	5107.13	-45.17	≤-27	PASS
			5360~27000	24184.64	-37.47	≤-27	PASS
		5240	30~5140	832.95	-45.85	≤-27	PASS
			5360~27000	23471.24	-37.19	≤-27	PASS
11AC40SISO	Ant1	5190	30~5140	5139.83	-36.09	≤-27	PASS
			5360~27000	23488.55	-37.33	≤-27	PASS
		5230	30~5140	2654.67	-46.17	≤-27	PASS
			5360~27000	24257.49	-37.64	≤-27	PASS
11AC80SISO	Ant1	5210	30~5140	5137.96	-32.72	≤-27	PASS
			5360~27000	24339	-37.1	≤-27	PASS

Test Graphs

11A_Ant1_5180_30~5140

11A_Ant1_5180_5360~27000

11A_Ant1_5200_30~5140

11A_Ant1_5200_5360~27000

11A_Ant1_5240_30~5140

11A_Ant1_5240_5360~27000
11N20SISO_Ant1_5180_30~5140
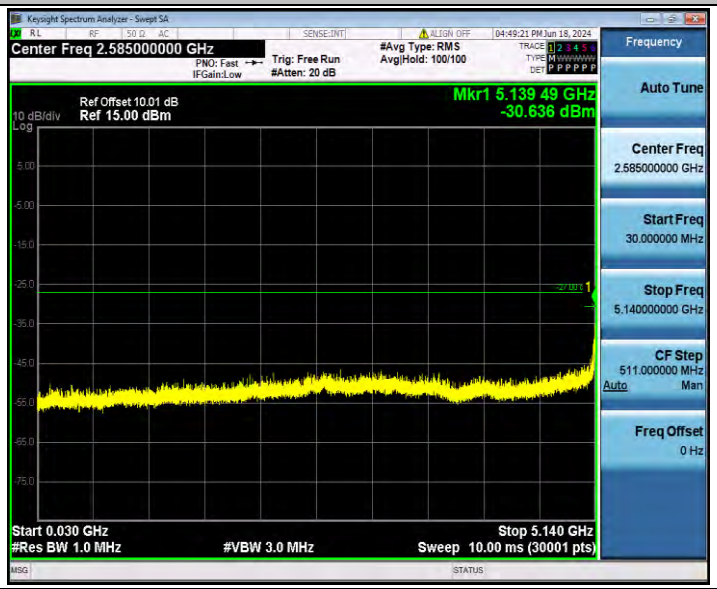
11N20SISO_Ant1_5180_5360~27000

11N20SISO_Ant1_5200_30~5140

11N20SISO_Ant1_5200_5360~27000

11N20SISO_Ant1_5240_30~5140

11N20SISO_Ant1_5240_5360~27000

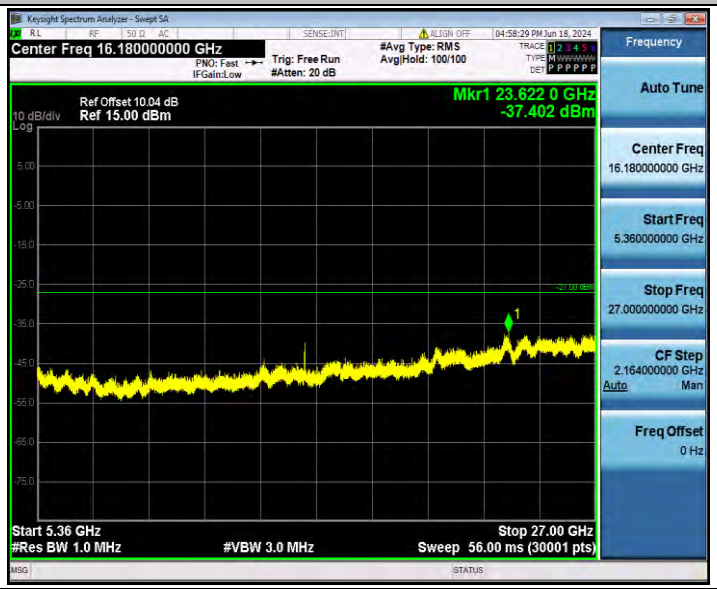

11N40SISO_Ant1_5190_30~5140

11N40SISO_Ant1_5190_5360~27000

11N40SISO_Ant1_5230_30~5140

11N40SISO_Ant1_5230_5360~27000

11AC20SISO_Ant1_5180_30~5140

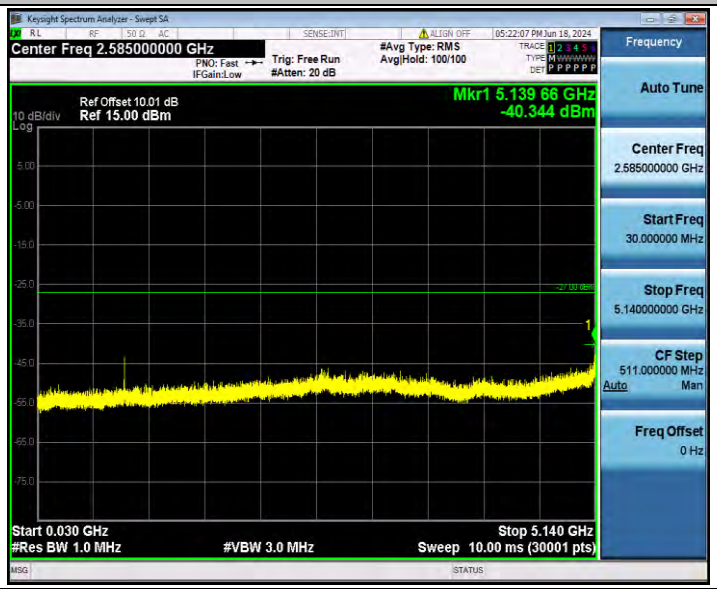

11AC20SISO_Ant1_5180_5360~27000

11AC20SISO_Ant1_5200_30~5140

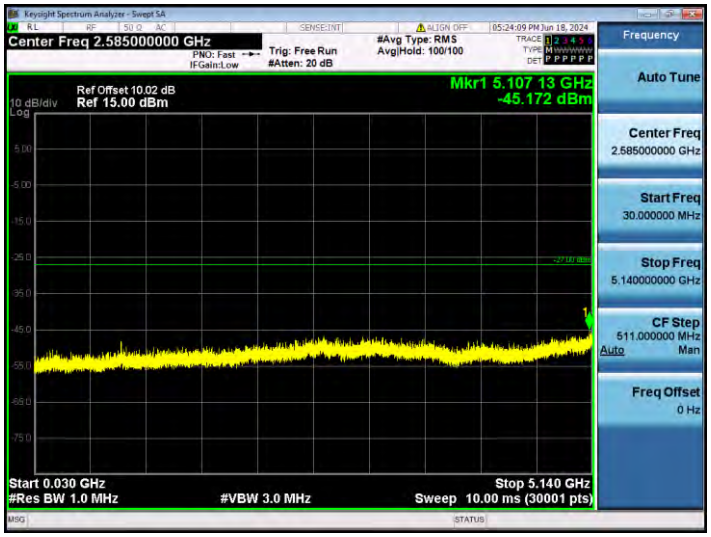

11AC20SISO_Ant1_5200_5360~27000

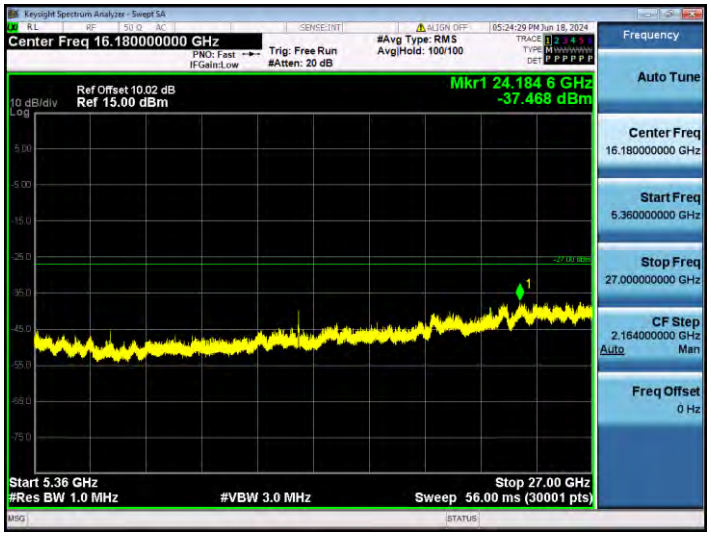

11AC20SISO_Ant1_5240_30~5140

11AC20SISO_Ant1_5240_5360~27000

11AC40SISO_Ant1_5190_30~5140

11AC40SISO_Ant1_5190_5360~27000

11AC40SISO_Ant1_5230_30~5140

11AC40SISO_Ant1_5230_5360~27000

11AC80SISO_Ant1_5210_30~5140

11AC80SISO_Ant1_5210_5360~27000

Appendix D.8: Emissions in Restricted Bands

Test Result

TestMode	Antenna	ChName	Freq(MHz)	Detector	Freq [MHz]	Result [dBm]	Limit [dBm]	Result [dBuV/m]	Limit [dBuV/m]	Verdict
11A	Ant1	Low	5180	AV	4500.000	-47.88	≤-41.20	47.32	≤54	PASS
				AV	5149.600	-44.36	≤-41.20	50.84	≤54	PASS
				AV	5150.000	-44.01	≤-41.20	51.19	≤54	PASS
				Peak	4500.000	-46.79	≤-21.20	48.41	≤74	PASS
				Peak	4994.200	-37.99	≤-21.20	57.21	≤74	PASS
				Peak	5150.000	-45.4	≤-21.20	49.80	≤74	PASS
		High	5240	AV	5350.000	-46.19	≤-41.20	49.01	≤54	PASS
				AV	5439.120	-45.38	≤-41.20	49.82	≤54	PASS
				AV	5460.000	-45.71	≤-41.20	49.49	≤54	PASS
				Peak	5350.000	-43.1	≤-21.20	52.10	≤74	PASS
				Peak	5364.000	-36.4	≤-21.20	58.80	≤74	PASS
				Peak	5460.000	-46.39	≤-21.20	48.81	≤74	PASS
11N20SISO	Ant1	Low	5180	AV	4500.000	-47.45	≤-41.20	47.75	≤54	PASS
				AV	4932.600	-45.14	≤-41.20	50.06	≤54	PASS
				AV	5150.000	-46.06	≤-41.20	49.14	≤54	PASS
				Peak	4500.000	-43.84	≤-21.20	51.36	≤74	PASS
				Peak	4959.900	-35.61	≤-21.20	59.59	≤74	PASS
				Peak	5150.000	-39.2	≤-21.20	56.00	≤74	PASS
		High	5240	AV	5350.000	-45.99	≤-41.20	49.21	≤54	PASS
				AV	5447.280	-45.24	≤-41.20	49.96	≤54	PASS
				AV	5460.000	-45.65	≤-41.20	49.55	≤54	PASS
				Peak	5350.000	-42.77	≤-21.20	52.43	≤74	PASS
				Peak	5358.960	-36.68	≤-21.20	58.52	≤74	PASS
				Peak	5460.000	-42.32	≤-21.20	52.88	≤74	PASS
11N40SISO	Ant1	Low	5190	AV	4500.000	-47.69	≤-41.20	47.51	≤54	PASS
				AV	5148.900	-42.89	≤-41.20	52.31	≤54	PASS
				AV	5150.000	-42.19	≤-41.20	53.01	≤54	PASS
				Peak	4500.000	-48.8	≤-21.20	46.40	≤74	PASS
				Peak	5143.300	-36.02	≤-21.20	59.18	≤74	PASS
				Peak	5150.000	-45.35	≤-21.20	49.85	≤74	PASS
		High	5230	AV	5350.000	-46.47	≤-41.20	48.73	≤54	PASS
				AV	5448.040	-45.07	≤-41.20	50.13	≤54	PASS
				AV	5460.000	-45.57	≤-41.20	49.63	≤54	PASS
				Peak	5350.000	-42.45	≤-21.20	52.75	≤74	PASS
				Peak	5450.120	-37.6	≤-21.20	57.60	≤74	PASS
				Peak	5460.000	-40.82	≤-21.20	54.38	≤74	PASS

11AC20SISO	Ant1	Low	5180	AV	4500.000	-47.75	≤-41.20	47.45	≤54	PASS
				AV	5149.600	-44.33	≤-41.20	50.87	≤54	PASS
				AV	5150.000	-44.36	≤-41.20	50.84	≤54	PASS
				Peak	4500.000	-46.25	≤-21.20	48.95	≤74	PASS
				Peak	5149.600	-35.68	≤-21.20	59.52	≤74	PASS
				Peak	5150.000	-37.04	≤-21.20	58.16	≤74	PASS
		High	5240	AV	5350.000	-46.12	≤-41.20	49.08	≤54	PASS
				AV	5435.040	-45.27	≤-41.20	49.93	≤54	PASS
				AV	5460.000	-45.63	≤-41.20	49.57	≤54	PASS
				Peak	5350.000	-42.08	≤-21.20	53.12	≤74	PASS
				Peak	5424.240	-36.2	≤-21.20	59.00	≤74	PASS
				Peak	5460.000	-42.92	≤-21.20	52.28	≤74	PASS
11AC40SISO	Ant1	Low	5190	AV	4500.000	-47.71	≤-41.20	47.49	≤54	PASS
				AV	5148.200	-44.24	≤-41.20	50.96	≤54	PASS
				AV	5150.000	-44.28	≤-41.20	50.92	≤54	PASS
				Peak	4500.000	-43.63	≤-21.20	51.57	≤74	PASS
				Peak	5140.500	-37.29	≤-21.20	57.91	≤74	PASS
				Peak	5150.000	-38.65	≤-21.20	56.55	≤74	PASS
		High	5230	AV	5350.000	-46.11	≤-41.20	49.09	≤54	PASS
				AV	5456.620	-45.03	≤-41.20	50.17	≤54	PASS
				AV	5460.000	-45.31	≤-41.20	49.89	≤54	PASS
				Peak	5350.000	-50.05	≤-21.20	45.15	≤74	PASS
				Peak	5386.160	-37.71	≤-21.20	57.49	≤74	PASS
				Peak	5460.000	-42.15	≤-21.20	53.05	≤74	PASS
11AC80SISO	Ant1	Low	5210	AV	4500.000	-47.15	≤-41.20	48.05	≤54	PASS
				AV	5149.500	-42.72	≤-41.20	52.48	≤54	PASS
				AV	5150.000	-41.91	≤-41.20	53.29	≤54	PASS
				Peak	4500.000	-44.33	≤-21.20	50.87	≤74	PASS
				Peak	5131.500	-35.44	≤-21.20	59.76	≤74	PASS
				Peak	5150.000	-39.54	≤-21.20	55.66	≤74	PASS
		High	5210	AV	5350.000	-45.96	≤-41.20	49.24	≤54	PASS
				AV	5440.400	-44.92	≤-41.20	50.28	≤54	PASS
				AV	5460.000	-45.37	≤-41.20	49.83	≤54	PASS
				Peak	5350.000	-44.44	≤-21.20	50.76	≤74	PASS
				Peak	5361.720	-37.24	≤-21.20	57.96	≤74	PASS
				Peak	5460.000	-42.7	≤-21.20	52.50	≤74	PASS

Note：

1. The Antenna Gain is compensated in the graph.
2. The Duty Cycle Factor and RBW Factor is compensated in the graph.
3. For transmitters operating in 5150-5350 GHz band and 5470-5725 GHz band: The limit in dBm for average detector is conversion from 54dBuV/m, according to 15.209(a). The limit in dBm for peak detector is 20dB above the limit of average detector in dBm.

Test Graphs

11A_Ant1_Low_5180_AV

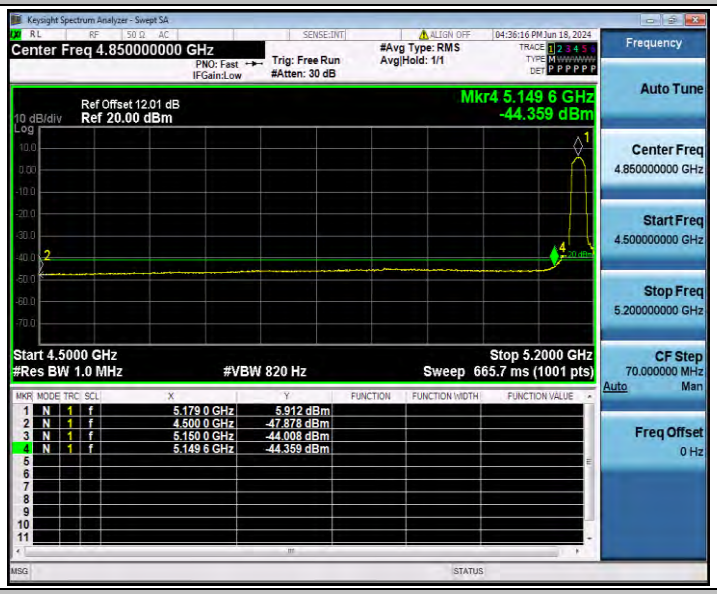

11A_Ant1_Low_5180_Peak

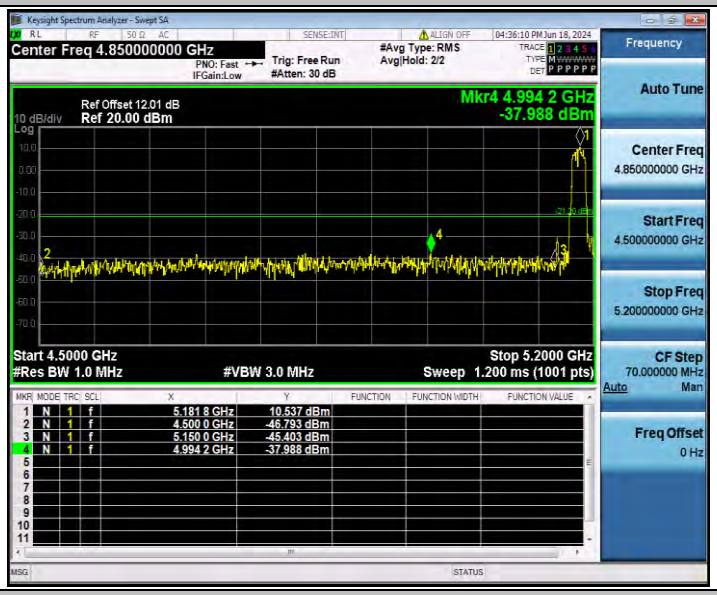

11A_Ant1_High_5240_AV

11A_Ant1_High_5240_Peak

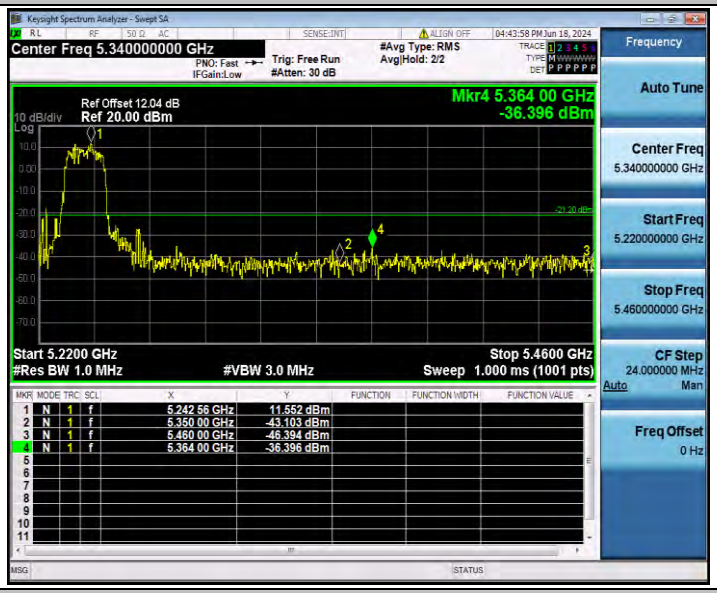

11N20SISO_Ant1_Low_5180_AV

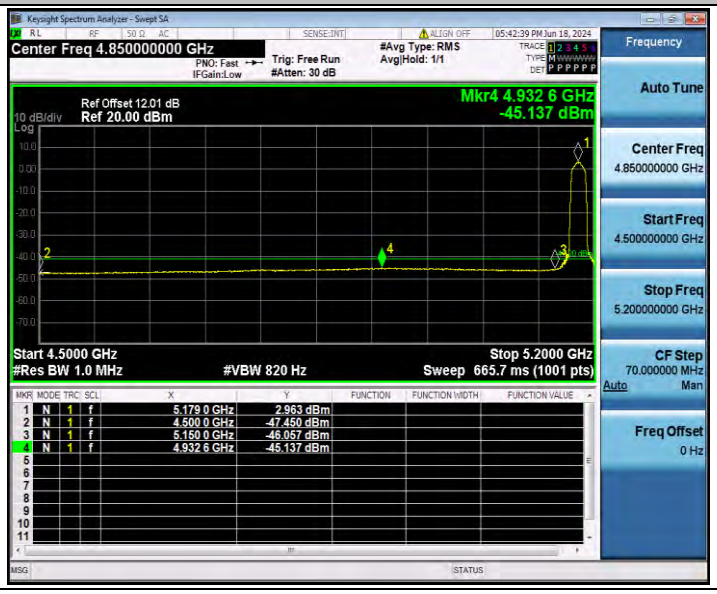

11N20SISO_Ant1_Low_5180_Peak

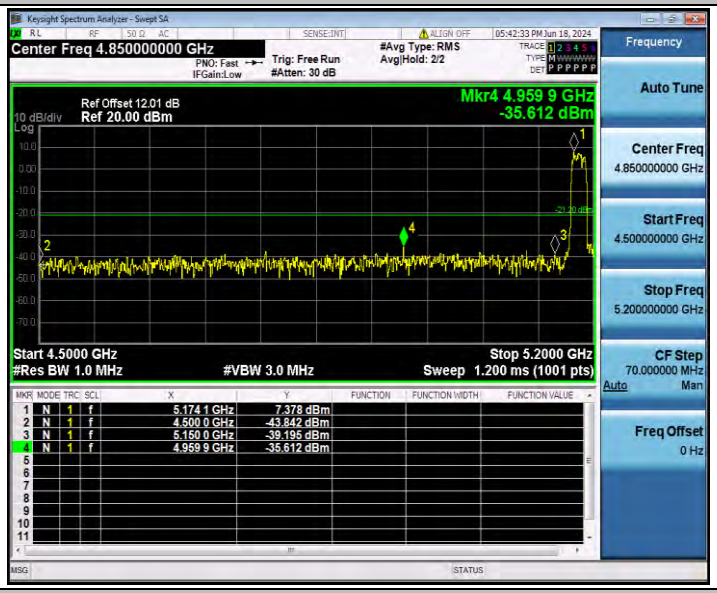

11N20SISO_Ant1_High_5240_AV

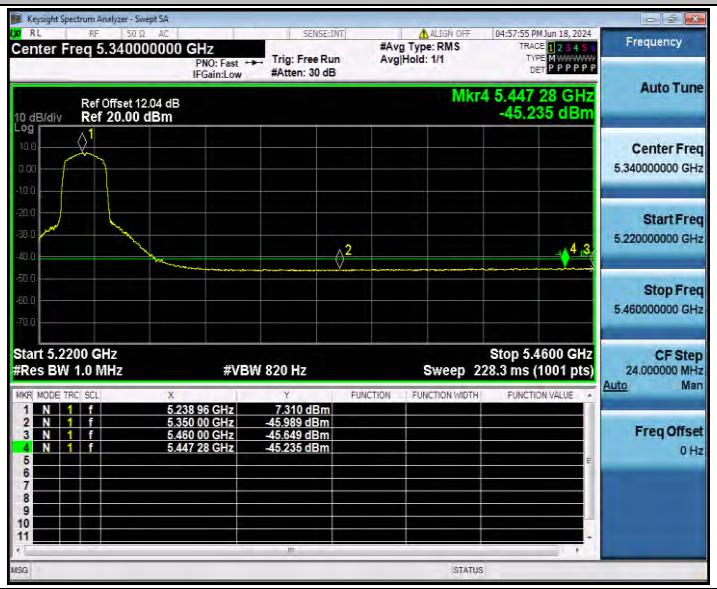

11N20SISO_Ant1_High_5240_Peak

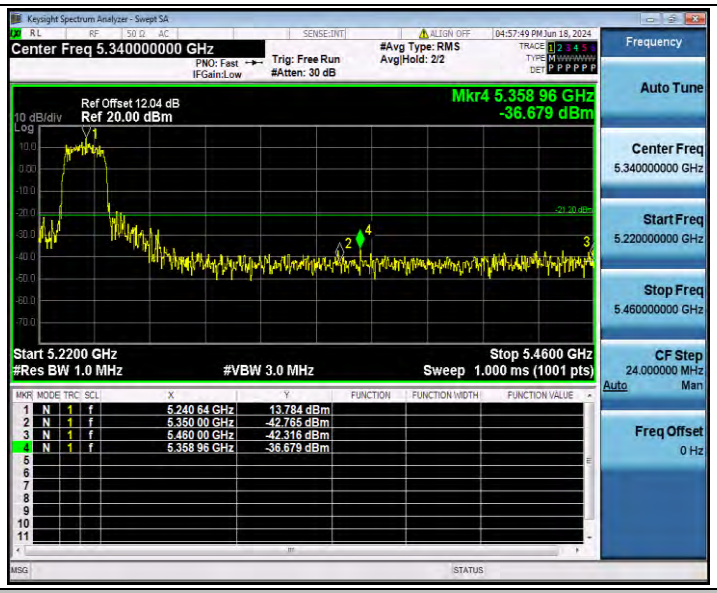

11N40SISO_Ant1_Low_5190_AV

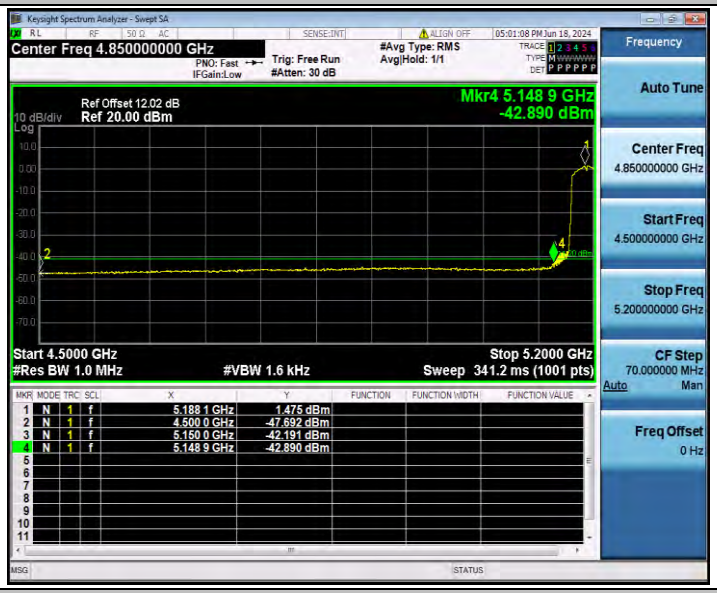

11N40SISO_Ant1_Low_5190_Peak

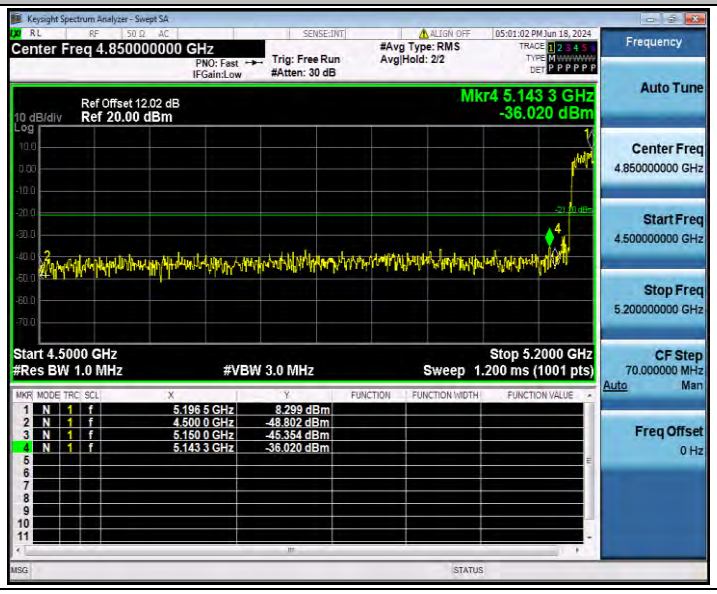

11N40SISO_Ant1_High_5230_AV

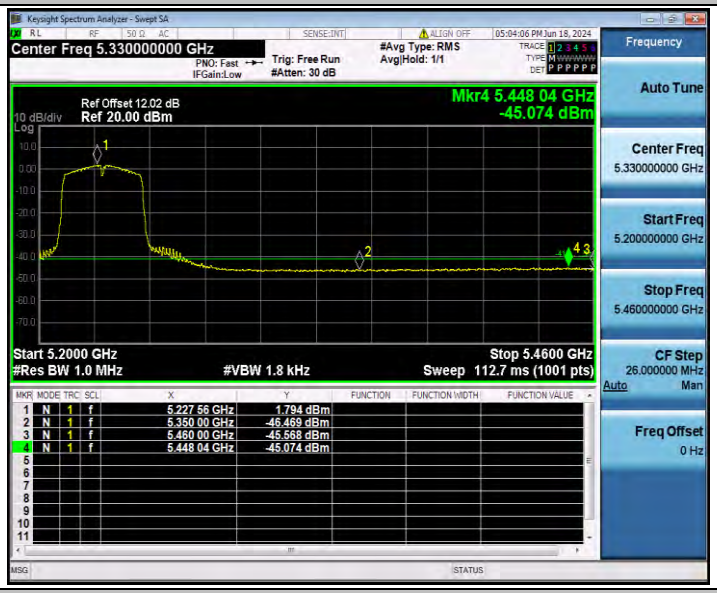

11N40SISO_Ant1_High_5230_Peak

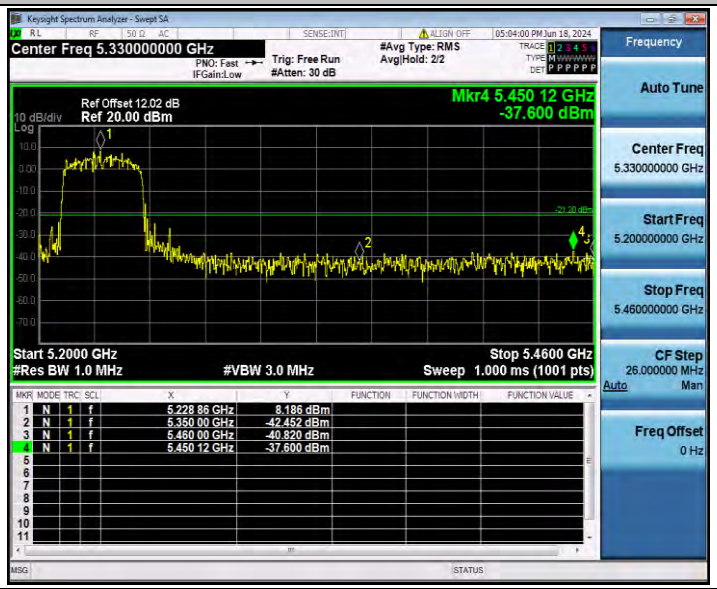

11AC20SISO_Ant1_Low_5180_AV

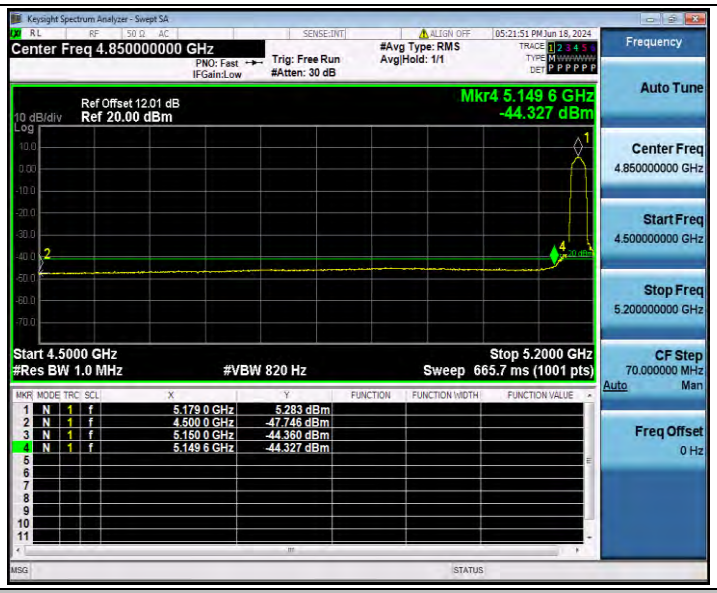

11AC20SISO_Ant1_Low_5180_Peak

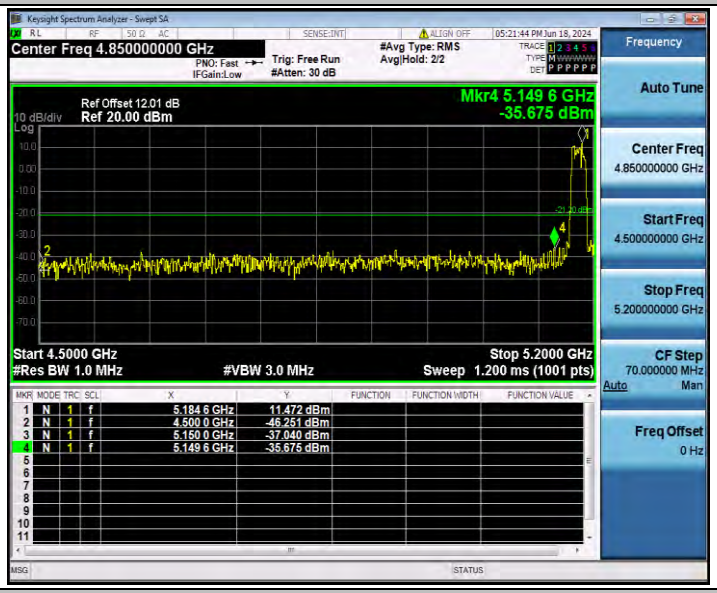

11AC20SISO_Ant1_High_5240_AV

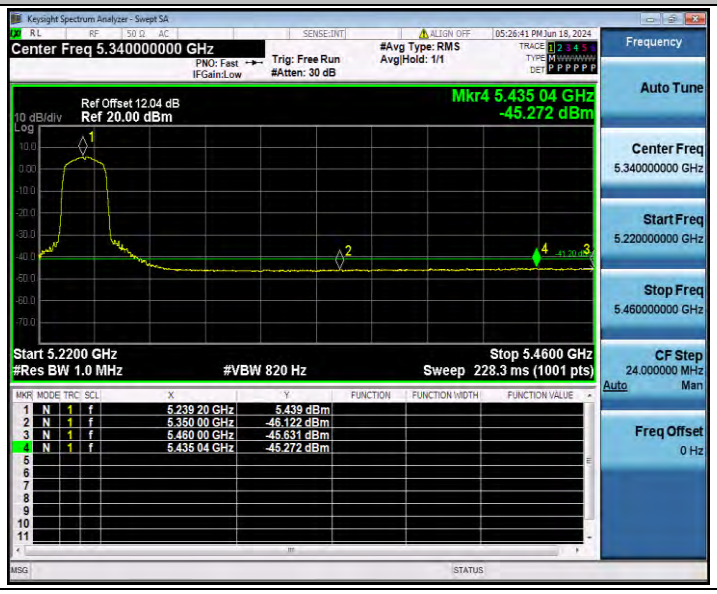

11AC20SISO_Ant1_High_5240_Peak

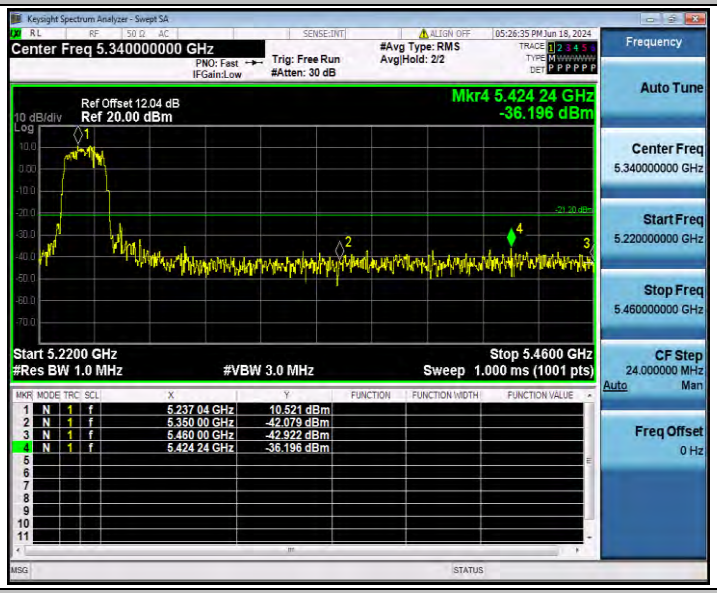

11AC40SISO_Ant1_Low_5190_AV

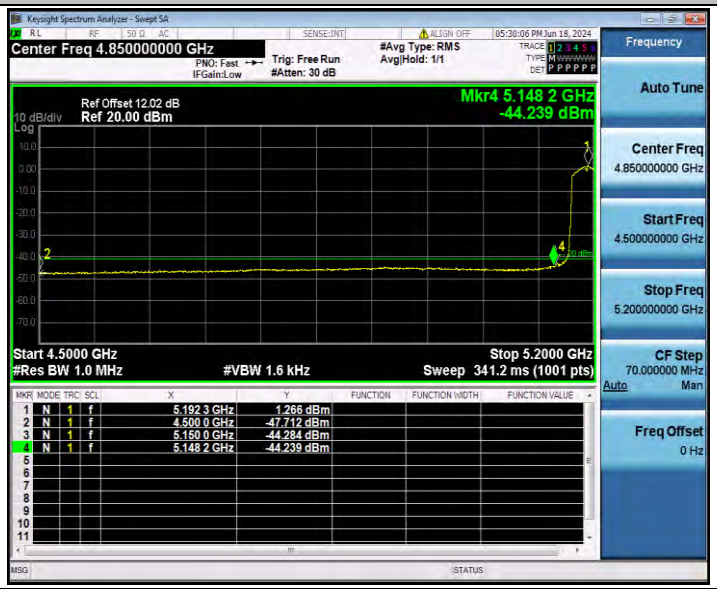

11AC40SISO_Ant1_Low_5190_Peak

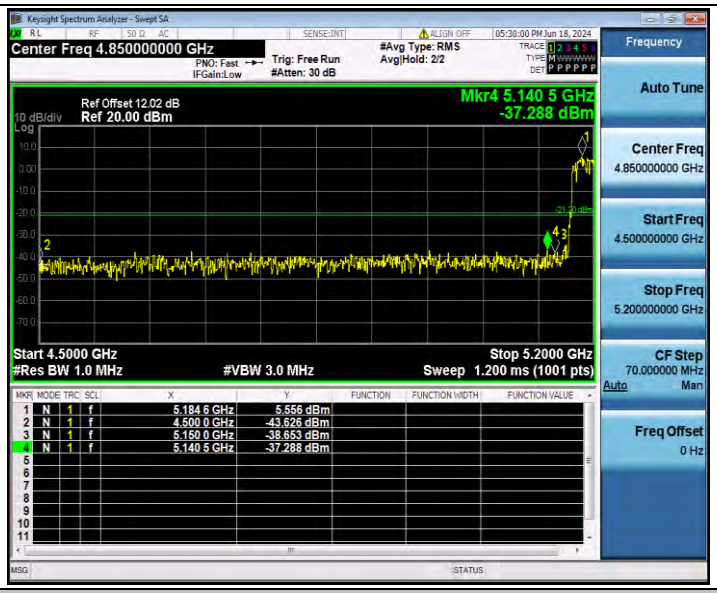

11AC40SISO_Ant1_High_5230_AV

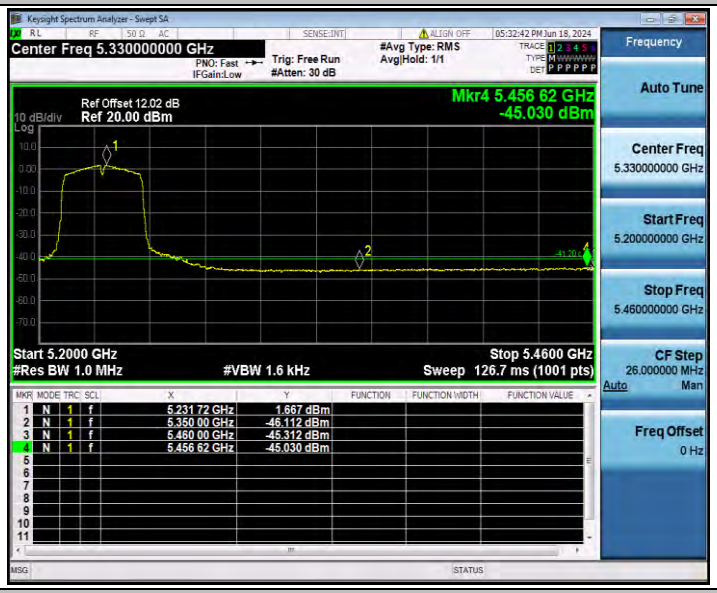

11AC40SISO_Ant1_High_5230_Peak

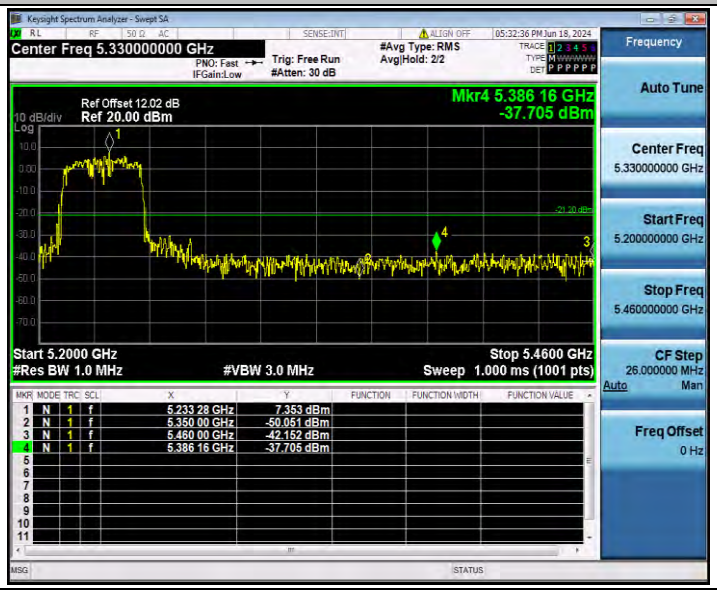

11AC80SISO_Ant1_Low_5210_AV

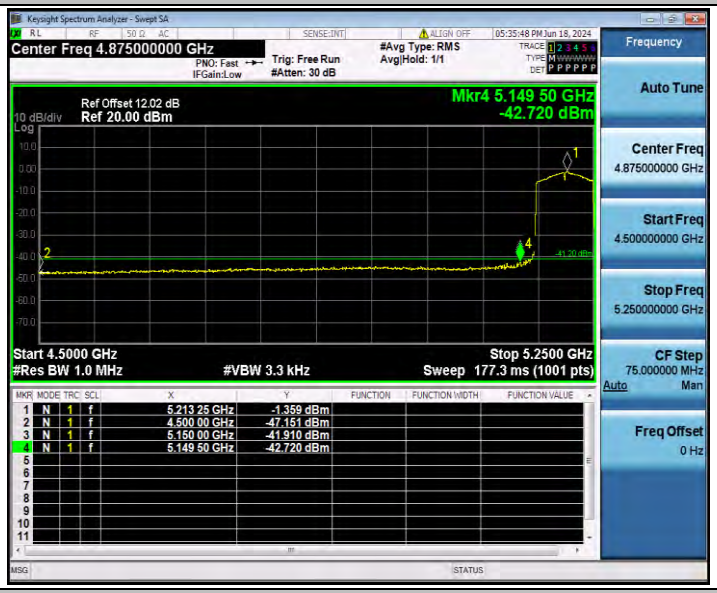

11AC80SISO_Ant1_Low_5210_Peak

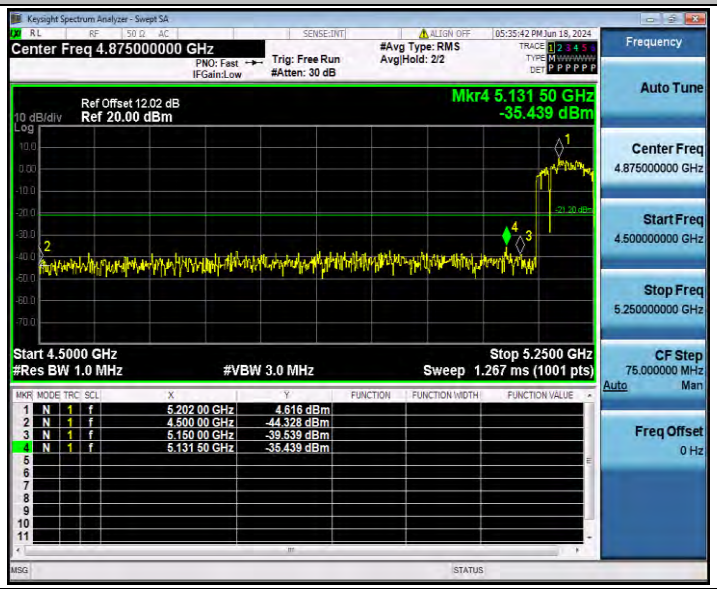

11AC80SISO_Ant1_High_5210_AV
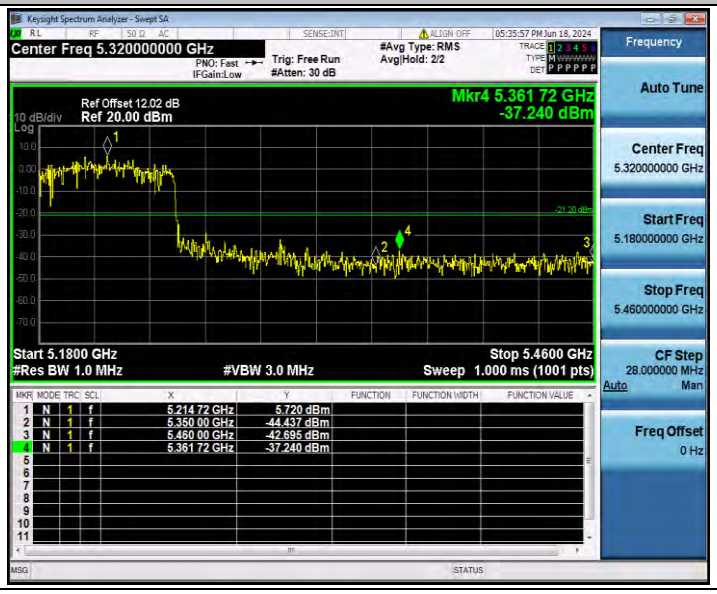
11AC80SISO_Ant1_High_5210_Peak