Appendix D.4: Maximum conducted output power

Test Result Channel Power

Test Mode	Antenna	Frequency[MHz]	Channel Powert [dBm]	Duty Cycle [%]	DC Factor [dBm]	Result [dBm]	Limit [dBm]	Verdict
11A	Ant1	5180	11.40	62.96	2.01	13.41	≤23.98	PASS
		5200	11.64	62.96	2.01	13.65	≤23.98	PASS
		5240	11.98	62.96	2.01	13.99	≤23.98	PASS
11N20SISO	Ant1	5180	11.21	62.96	2.01	13.22	≤23.98	PASS
		5200	11.42	62.96	2.01	13.43	≤23.98	PASS
		5240	11.77	62.96	2.01	13.78	≤23.98	PASS
11N40SISO	Ant1	5190	9.96	56.52	2.48	12.44	≤23.98	PASS
		5230	10.47	56.52	2.48	12.95	≤23.98	PASS
11AC20SISO	Ant1	5180	6.44	66.67	1.76	8.20	≤23.98	PASS
		5200	11.36	58.33	2.34	13.70	≤23.98	PASS
		5240	11.68	60.00	2.22	13.90	≤23.98	PASS
11AC40SISO	Ant1	5190	9.14	47.37	3.24	12.38	≤23.98	PASS
		5230	9.60	47.37	3.24	12.84	≤23.98	PASS
11AC80SISO	Ant1	5210	8.09	37.50	4.26	12.35	≤23.98	PASS
11AX20SISO	Ant1	5180	10.86	54.55	2.63	13.49	≤23.98	PASS
		5200	11.20	54.55	2.63	13.83	≤23.98	PASS
		5240	11.41	54.55	2.63	14.04	≤23.98	PASS
11AX40SISO	Ant1	5190	6.84	47.37	3.24	10.08	≤23.98	PASS
		5230	7.36	47.37	3.24	10.60	≤23.98	PASS
11AX80SISO	Ant1	5210	6.34	41.18	3.85	10.19	≤23.98	PASS

Note：The Duty Cycle Factor is compensated in the graph.

Appendix D.5: Maximum power spectral density

Test Result

TestMode	Antenna	Frequency[MHz]	Result [dBm/MHz]	Limit[dBm/MHz]	Verdict
11A	Ant1	5180	2	≤11.00	PASS
		5200	2.28	≤11.00	PASS
		5240	2.72	≤11.00	PASS
11N20SISO	Ant1	5180	1.55	≤11.00	PASS
		5200	1.73	≤11.00	PASS
		5240	2.19	≤11.00	PASS
11N40SISO	Ant1	5190	-1.78	≤11.00	PASS
		5230	-1.43	≤11.00	PASS
11AC20SISO	Ant1	5180	-2.91	≤11.00	PASS
		5200	1.85	≤11.00	PASS
		5240	2.12	≤11.00	PASS
11AC40SISO	Ant1	5190	-1.87	≤11.00	PASS
		5230	-1.51	≤11.00	PASS
11AC80SISO	Ant1	5210	-4.66	≤11.00	PASS
11AX20SISO	Ant1	5180	1.74	≤11.00	PASS
		5200	2.01	≤11.00	PASS
		5240	2.3	≤11.00	PASS
11AX40SISO	Ant1	5190	-4.31	≤11.00	PASS
		5230	-3.87	≤11.00	PASS
11AX80SISO	Ant1	5210	-6.82	≤11.00	PASS

Note：1.The Result and Limit Unit is dBm/500 kHz in the band 5.725–5.85 GHz.
2.The Duty Cycle Factor and RBW Factor is compensated in the graph.

Test Graphs

11A_Ant1_5180

11A_Ant1_5200

11A_Ant1_5240

11N20SISO_Ant1_5180

11N20SISO_Ant1_5200
11N20SISO_Ant1_5240
11N40SISO_Ant1_5190

11N40SISO_Ant1_5230

11AC20SISO_Ant1_5180

11AC20SISO_Ant1_5200
11AC20SISO_Ant1_5240
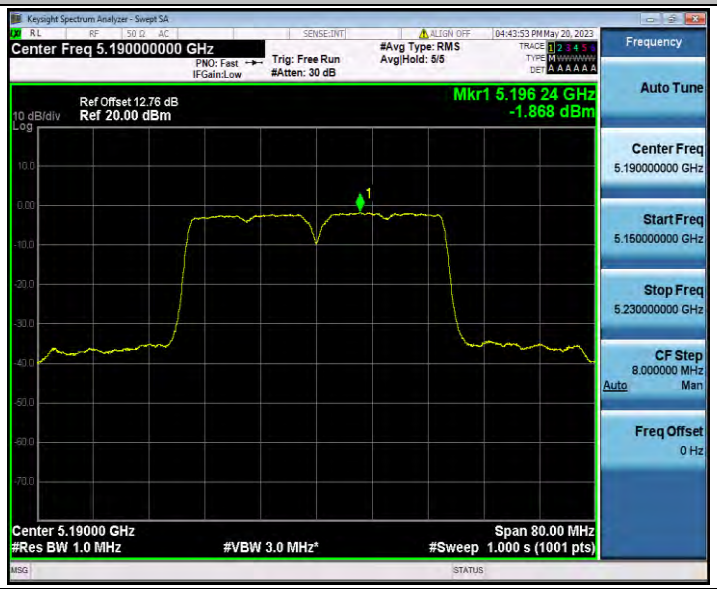
11AC40SISO_Ant1_5190

11AC40SISO_Ant1_5230

11AC80SISO_Ant1_5210

11AX20SISO_Ant1_5180

11AX20SISO_Ant1_5200

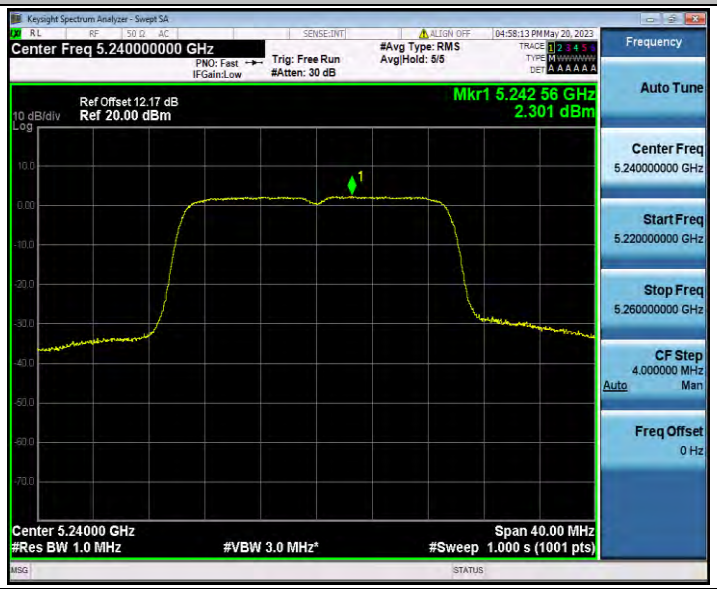

11AX20SISO_Ant1_5240

11AX40SISO_Ant1_5190

11AX40SISO_Ant1_5230

11AX80SISO_Ant1_5210

Appendix D.6: Band edge measurements

Test Result B1

TestMode	Antenna	ChName	Frequency[MHz]	Result[dBm]	Limit[dBm]	Verdict
11A	Ant1	Low	5180	-27.74	≤-27	PASS
		High	5240	-37.26	≤-27	PASS
11N20SISO	Ant1	Low	5180	-29.67	≤-27	PASS
		High	5240	-38.13	≤-27	PASS
11N40SISO	Ant1	Low	5190	-28.68	≤-27	PASS
		High	5230	-38.11	≤-27	PASS
11AC20SISO	Ant1	Low	5180	-37.63	≤-27	PASS
		High	5240	-38.23	≤-27	PASS
11AC40SISO	Ant1	Low	5190	-37.04	≤-27	PASS
		High	5230	-37.81	≤-27	PASS
11AC80SISO	Ant1	Low	5210	-27.31	≤-27	PASS
		High	5210	-35.43	≤-27	PASS
11AX20SISO	Ant1	Low	5180	-37.79	≤-27	PASS
		High	5240	-37.69	≤-27	PASS
11AX40SISO	Ant1	Low	5190	-33.63	≤-27	PASS
		High	5230	-37.18	≤-27	PASS
11AX80SISO	Ant1	Low	5210	-31.26	≤-27	PASS
		High	5210	-36.38	≤-27	PASS

Test Graphs B1

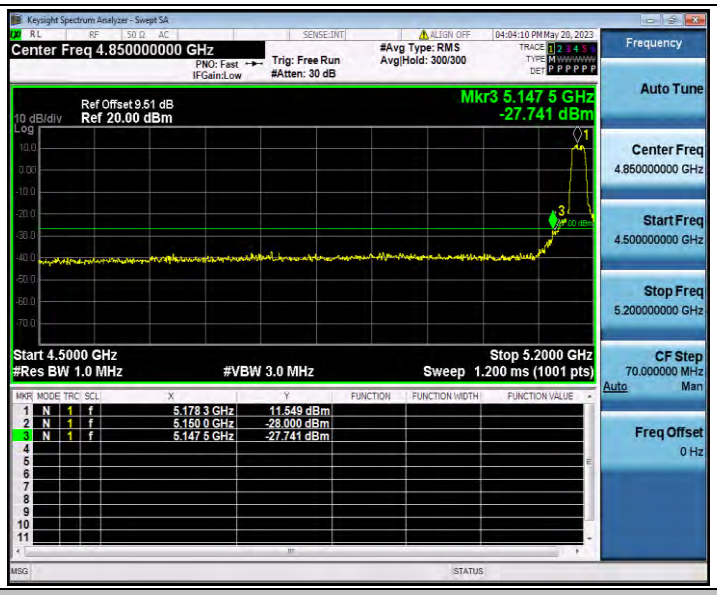

11A_Ant1_Low_5180

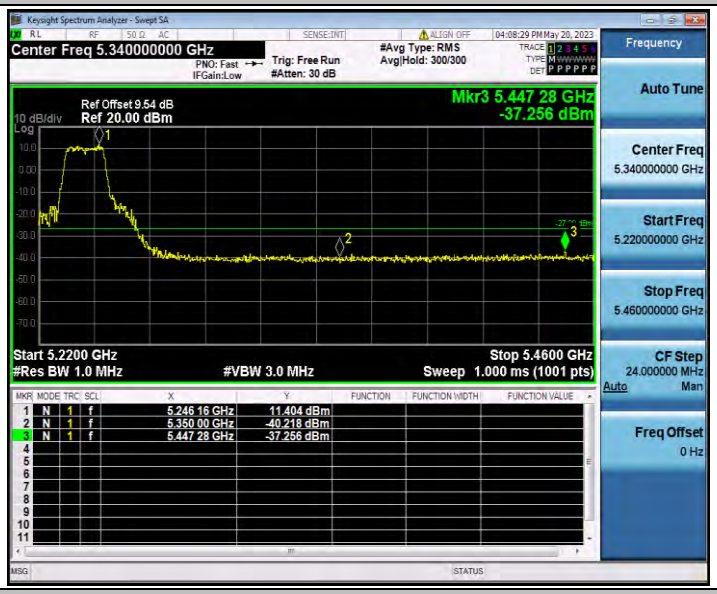

11A_Ant1_High_5240

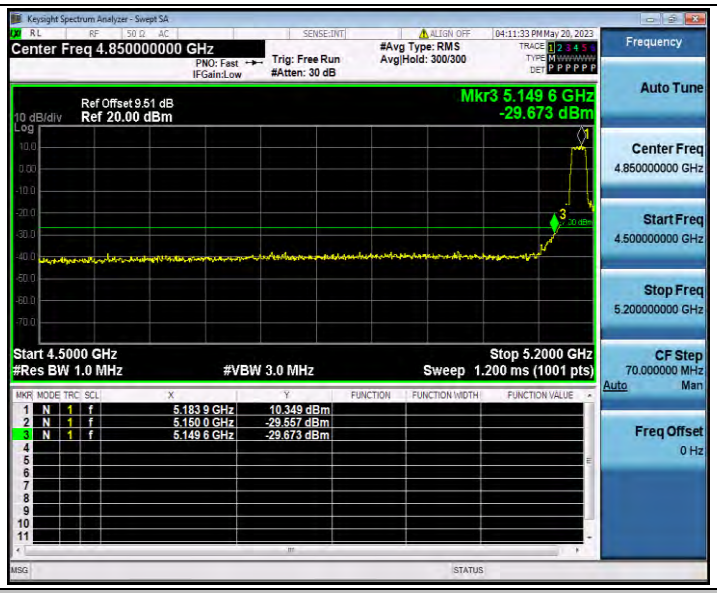

11N20SISO_Ant1_Low_5180

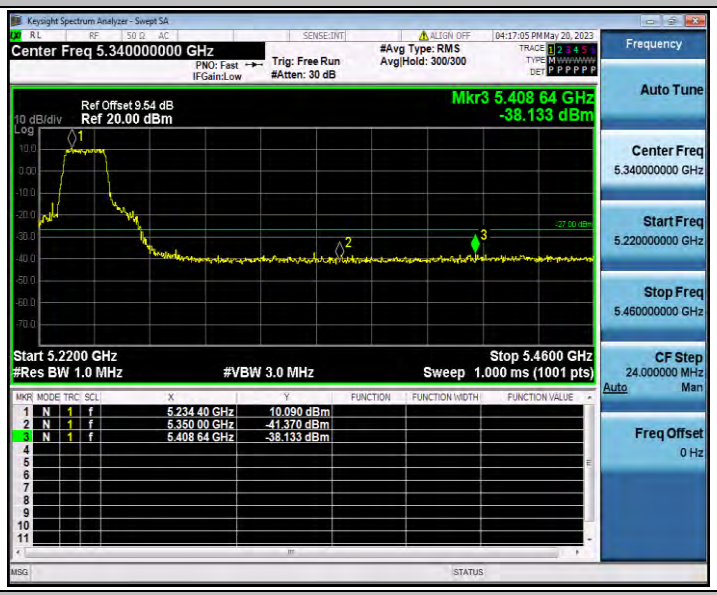

11N20SISO_Ant1_High_5240

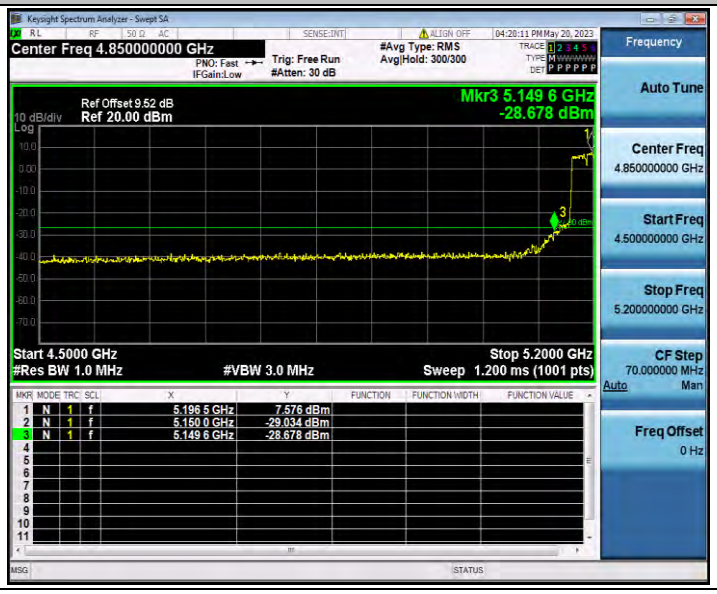

11N40SISO_Ant1_Low_5190
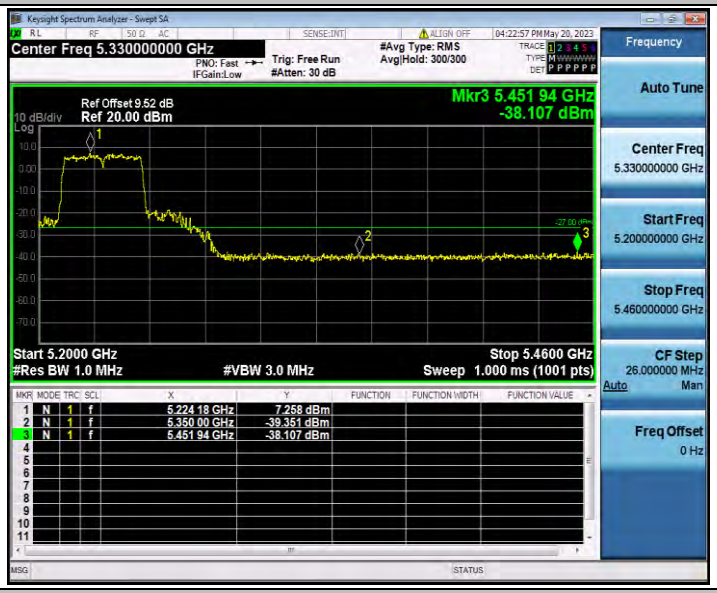

11N40SISO_Ant1_High_5230
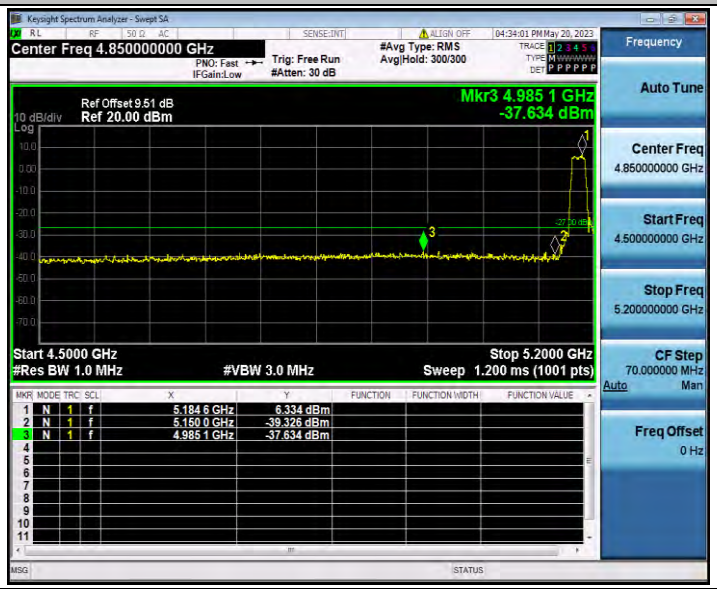

11AC20SISO_Ant1_Low_5180

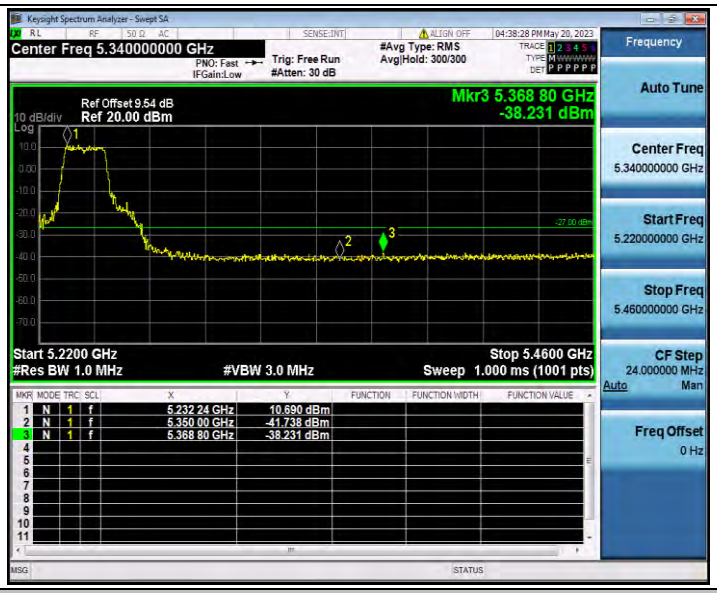

11AC20SISO_Ant1_High_5240

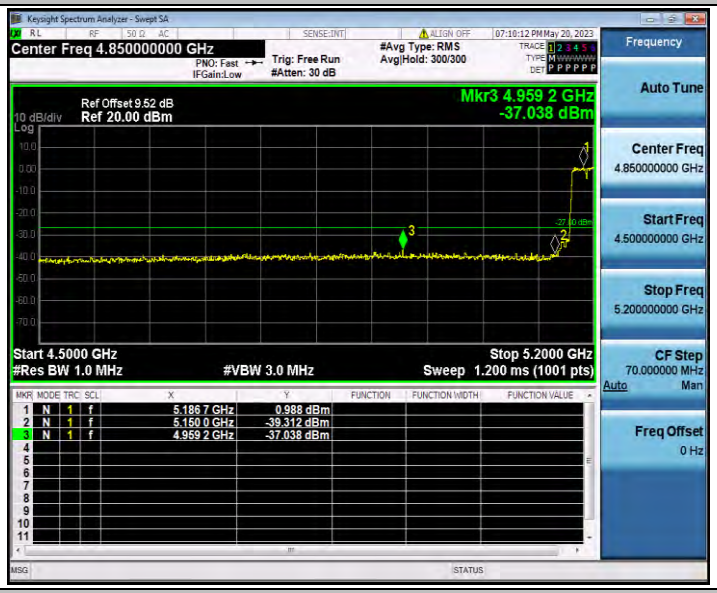

11AC40SISO_Ant1_Low_5190

11AC40SISO_Ant1_High_5230

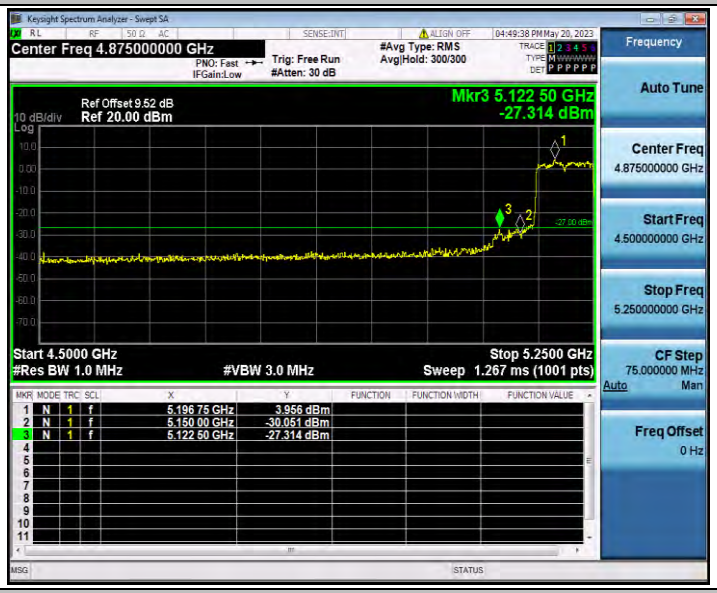

11AC80SISO_Ant1_Low_5210

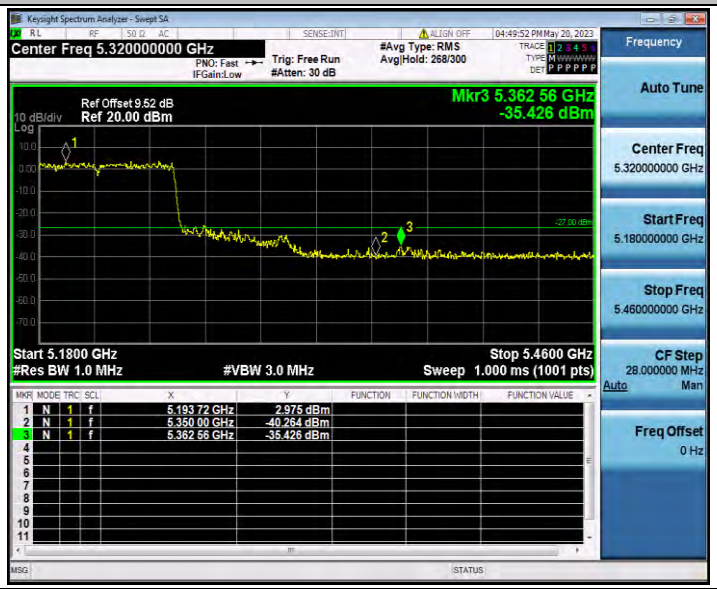

11AC80SISO_Ant1_High_5210

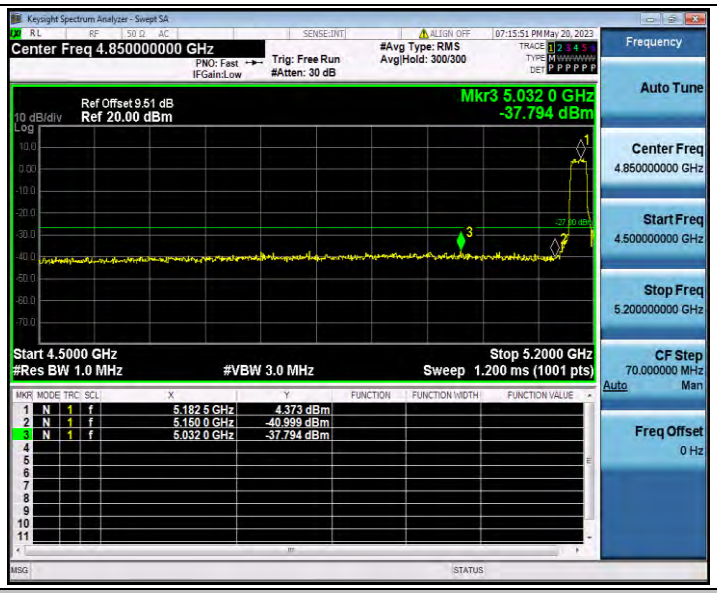

11AX20SISO_Ant1_Low_5180

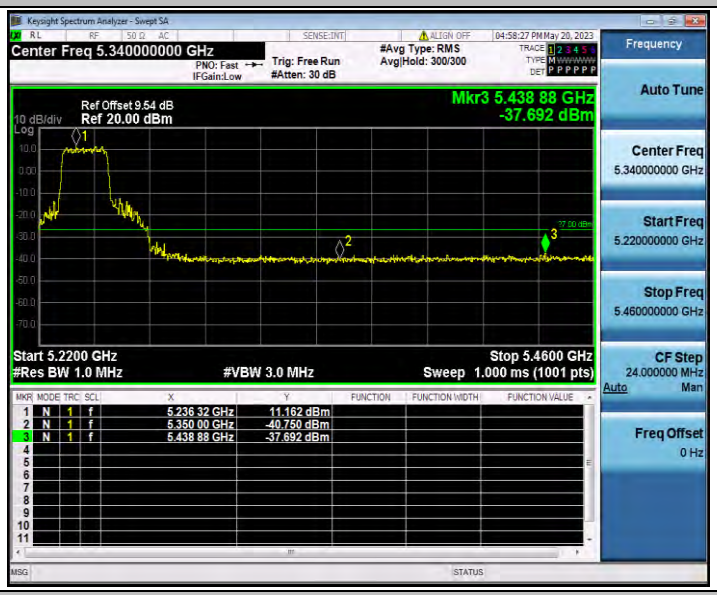

11AX20SISO_Ant1_High_5240

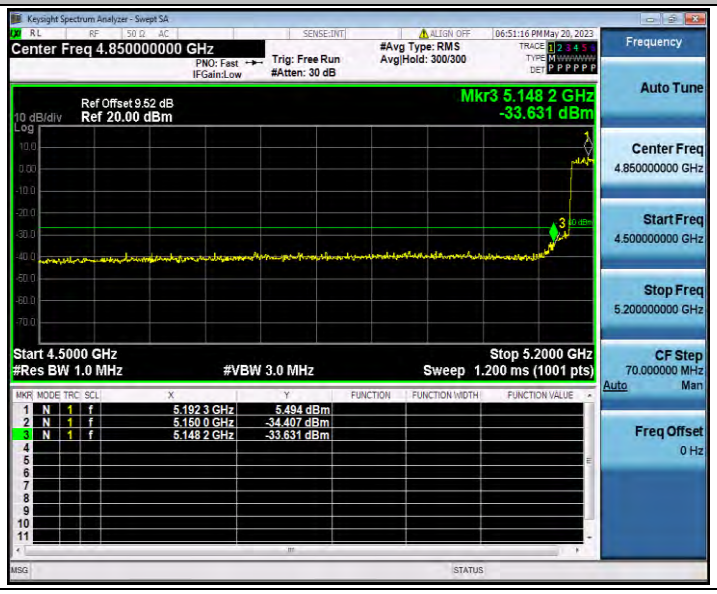

11AX40SISO_Ant1_Low_5190

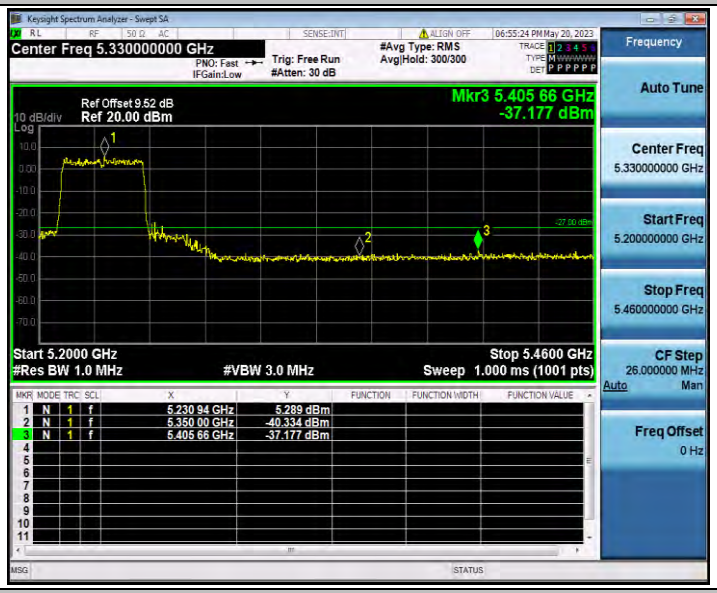

11AX40SISO_Ant1_High_5230

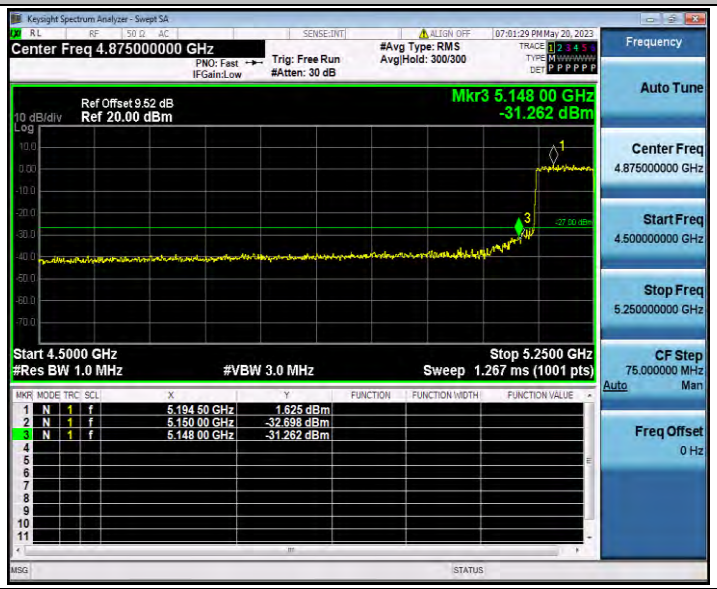

11AX80SISO_Ant1_Low_5210

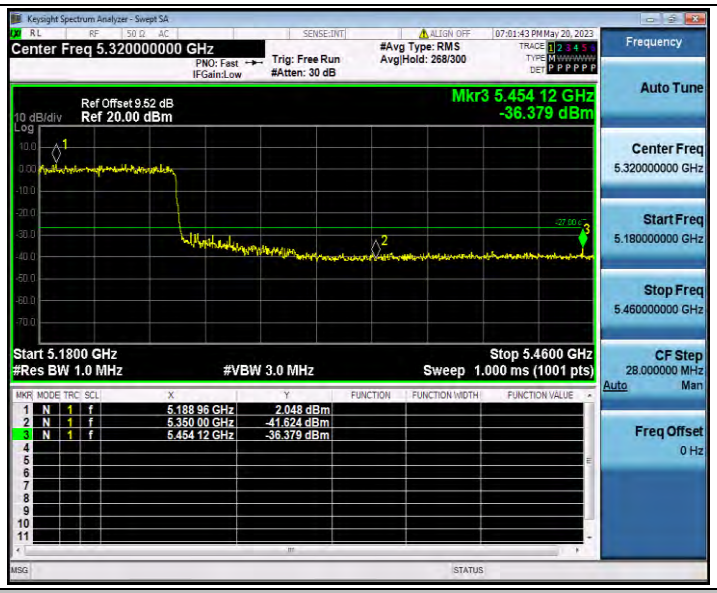

11AX80SISO_Ant1_High_5210

Appendix D.7: Conducted Spurious Emission

Test Result

TestMode	Antenna	Frequency[MHz]	FreqRange [MHz]	Max. Fre [MHz]	Max. Level [dBm]	Limit [dBm]	Verdict
11A	Ant1	5180	30~5140	5138.98	-38.33	≤-27	PASS
			5360~40000	23555.63	-37.72	≤-27	PASS
		5200	30~5140	5120.92	-44.91	≤-27	PASS
			5360~40000	24828.07	-38.11	≤-27	PASS
		5240	30~5140	5051.43	-47.64	≤-27	PASS
			5360~40000	24277.69	-37.98	≤-27	PASS
11N20SISO	Ant1	5180	30~5140	5138.81	-36.75	≤-27	PASS
			5360~40000	23528.22	-38.59	≤-27	PASS
		5200	30~5140	5134.89	-46.49	≤-27	PASS
			5360~40000	24247.39	-37.48	≤-27	PASS
		5240	30~5140	2660.8	-47.44	≤-27	PASS
			5360~40000	26580.18	-37.53	≤-27	PASS
11N40SISO	Ant1	5190	30~5140	5140	-34.49	≤-27	PASS
			5360~40000	25183.68	-37.72	≤-27	PASS
		5230	30~5140	5140	-43.38	≤-27	PASS
			5360~40000	26070.2	-37.41	≤-27	PASS
11AC20SISO	Ant1	5180	30~5140	4963.19	-47.43	≤-27	PASS
			5360~40000	26563.59	-37.51	≤-27	PASS
		5200	30~5140	5133.7	-45.94	≤-27	PASS
			5360~40000	26839.86	-37.8	≤-27	PASS
		5240	30~5140	2670.51	-46.49	≤-27	PASS
			5360~40000	24178.87	-37.85	≤-27	PASS
11AC40SISO	Ant1	5190	30~5140	5139.15	-34.58	≤-27	PASS
			5360~40000	26497.23	-37.73	≤-27	PASS
		5230	30~5140	5134.89	-41.36	≤-27	PASS
			5360~40000	25581.14	-37.95	≤-27	PASS
11AC80SISO	Ant1	5210	30~5140	5121.6	-30.06	≤-27	PASS
			5360~40000	5367.21	-37.68	≤-27	PASS
11AX20SISO	Ant1	5180	30~5140	5138.64	-36.83	≤-27	PASS
			5360~40000	25266.64	-37.62	≤-27	PASS
		5200	30~5140	5139.83	-40.76	≤-27	PASS
			5360~40000	24931.94	-38.34	≤-27	PASS
		5240	30~5140	5084.81	-47.07	≤-27	PASS
			5360~40000	26103.38	-37.36	≤-27	PASS
11AX40SISO	Ant1	5190	30~5140	5136.25	-43.19	≤-27	PASS
			5360~40000	24235.13	-36.63	≤-27	PASS

		5230	30~5140	5071.7	-46.09	≤-27	PASS
			5360~40000	25509	-37.87	≤-27	PASS
11AX80SISO	Ant1	5210	30~5140	5137.45	-34.92	≤-27	PASS
			5360~40000	26059.38	-37.46	≤-27	PASS

Test Graphs

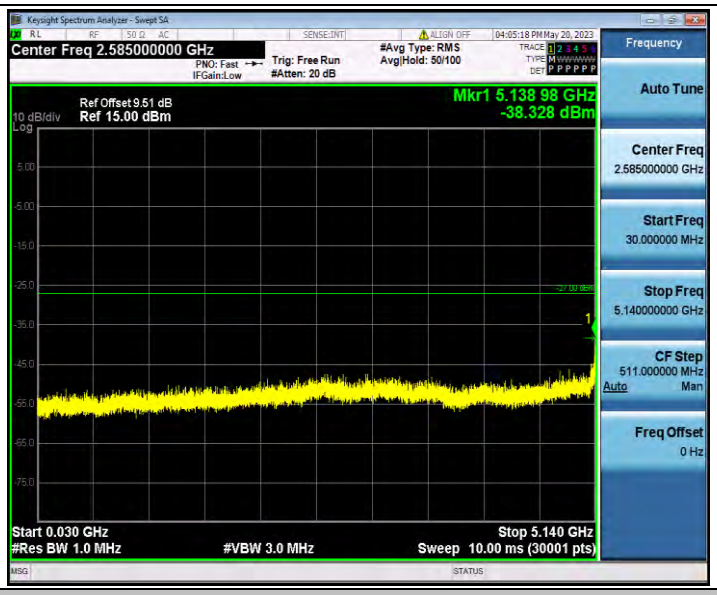

11A_Ant1_5180_30~5140

11A_Ant1_5180_5360~40000

11A_Ant1_5200_30~5140

11A_Ant1_5200_5360~40000

11A_Ant1_5240_30~5140

11A_Ant1_5240_5360~40000

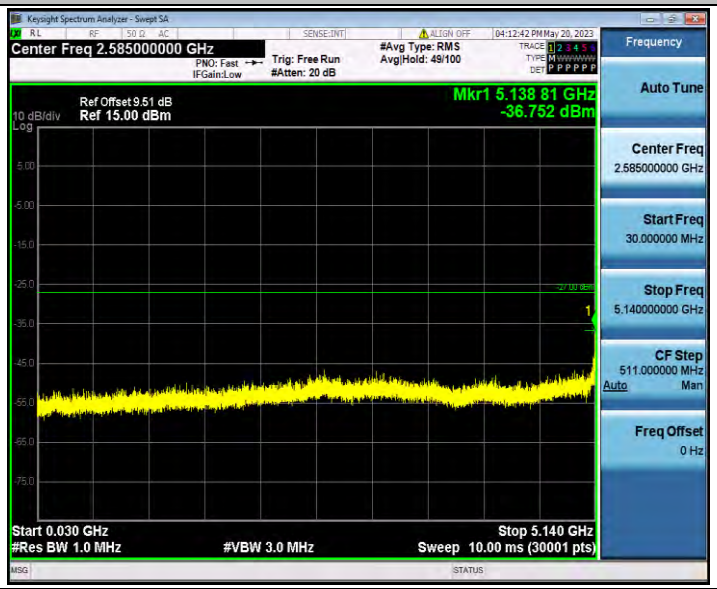

11N20SISO_Ant1_5180_30~5140

11N20SISO_Ant1_5180_5360~40000

11N20SISO_Ant1_5200_30~5140

11N20SISO_Ant1_5200_5360~40000

11N20SISO_Ant1_5240_30~5140

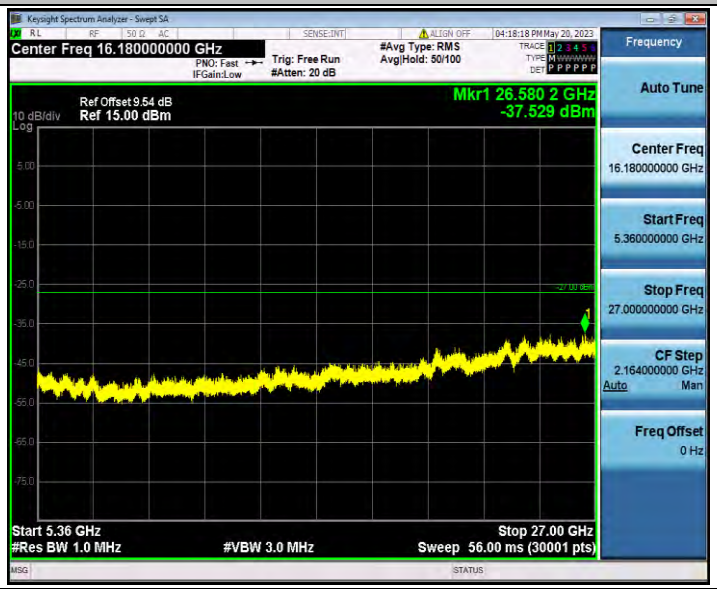

11N20SISO_Ant1_5240_5360~40000

11N40SISO_Ant1_5190_30~5140

11N40SISO_Ant1_5190_5360~40000

11N40SISO_Ant1_5230_30~5140
11N40SISO_Ant1_5230_5360~40000
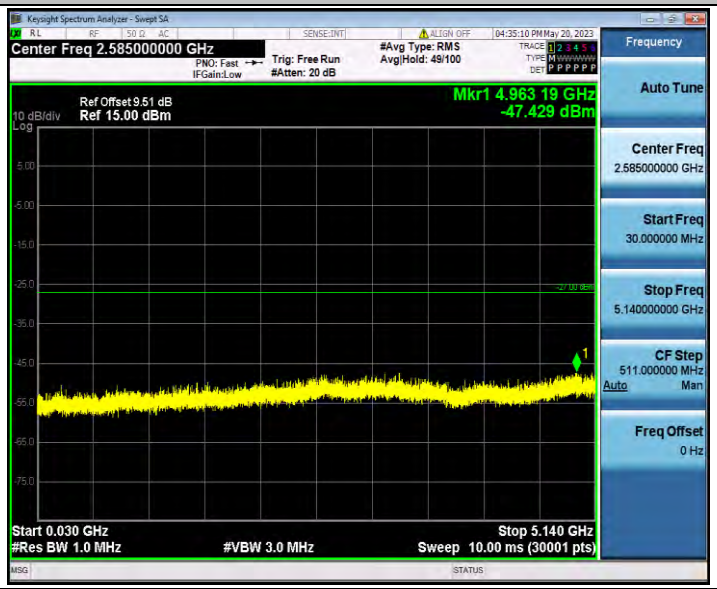
11AC20SISO_Ant1_5180_30~5140

11AC20SISO_Ant1_5180_5360~40000

11AC20SISO_Ant1_5200_30~5140

11AC20SISO_Ant1_5200_5360~40000

11AC20SISO_Ant1_5240_30~5140

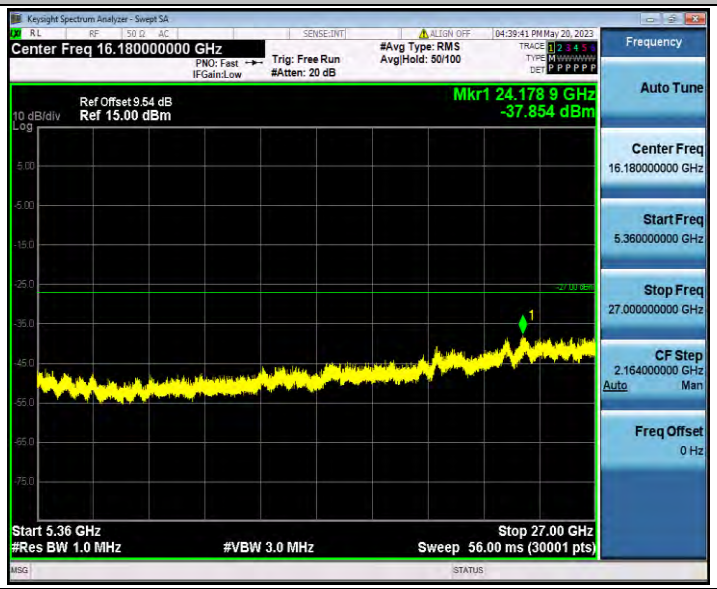

11AC20SISO_Ant1_5240_5360~40000

11AC40SISO_Ant1_5190_30~5140

11AC40SISO_Ant1_5190_5360~40000

11AC40SISO_Ant1_5230_30~5140
11AC40SISO_Ant1_5230_5360~40000
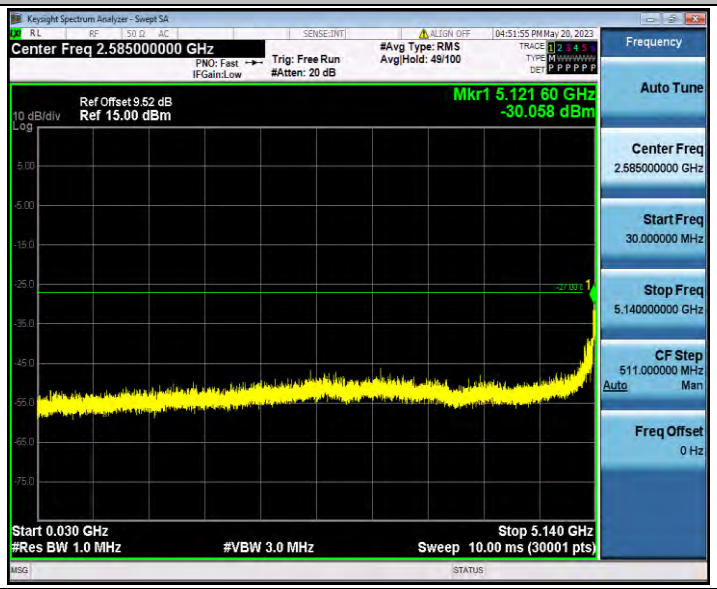
11AC80SISO_Ant1_5210_30~5140

11AC80SISO_Ant1_5210_5360~40000

11AX20SISO_Ant1_5180_30~5140

11AX20SISO_Ant1_5180_5360~40000

11AX20SISO_Ant1_5200_30~5140

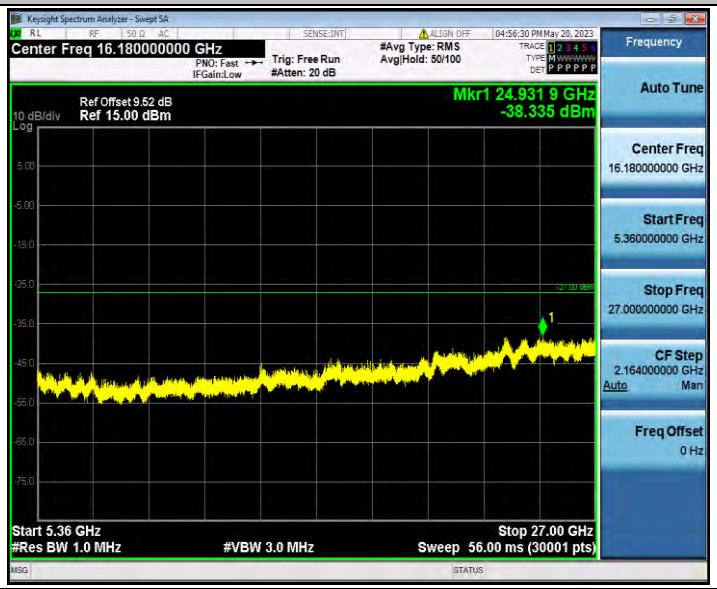

11AX20SISO_Ant1_5200_5360~40000

11AX20SISO_Ant1_5240_30~5140

11AX20SISO_Ant1_5240_5360~40000

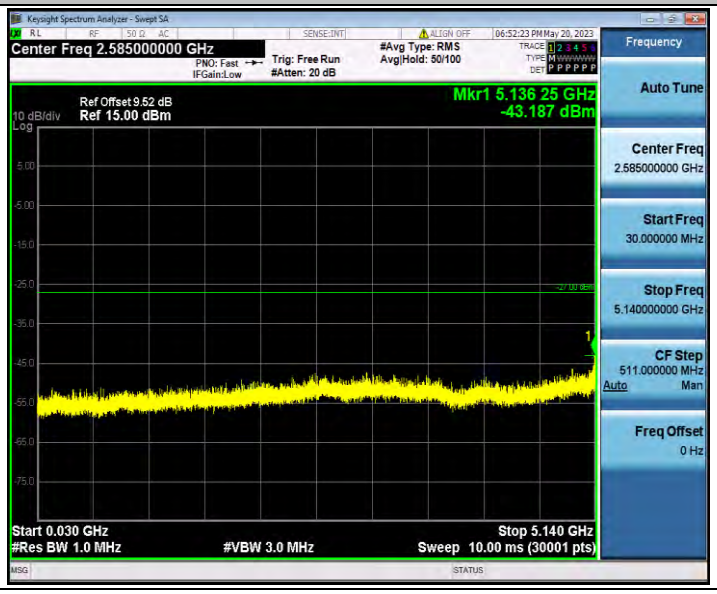

11AX40SISO_Ant1_5190_30~5140

11AX40SISO_Ant1_5190_5360~40000

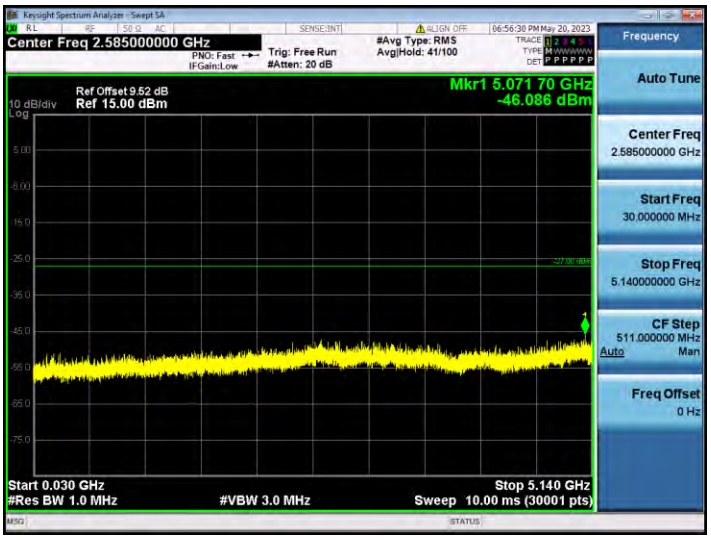

11AX40SISO_Ant1_5230_30~5140

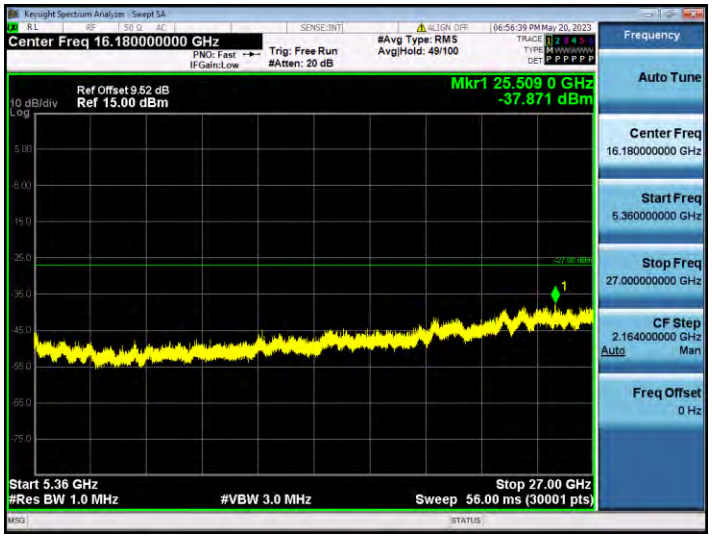

11AX40SISO_Ant1_5230_5360~40000

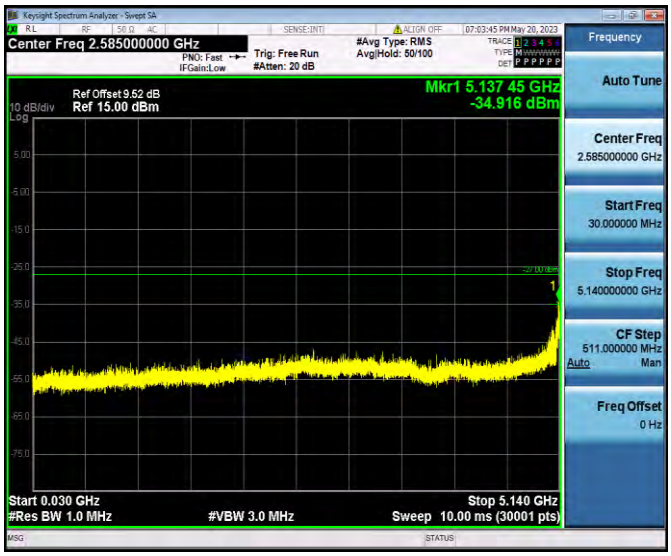

11AX80SISO_Ant1_5210_30~5140

11AX80SISO_Ant1_5210_5360~40000