Appendix E.4: Maximum conducted output power

Test Result Channel Power

Test Mode	Antenna	Frequency[MHz]	Channel Powert [dBm]	Duty Cycle [%]	DC Factor [dBm]	Result [dBm]	Limit [dBm]	Verdict
11A	Ant2	5745	10.63	62.96	2.01	12.64	≤30.00	PASS
		5785	10.91	62.96	2.01	12.92	≤30.00	PASS
		5825	10.77	61.54	2.11	12.88	≤30.00	PASS
11N20SISO	Ant2	5745	11.13	61.54	2.11	13.24	≤30.00	PASS
		5785	11.16	62.96	2.01	13.17	≤30.00	PASS
		5825	10.81	61.54	2.11	12.92	≤30.00	PASS
11N40SISO	Ant2	5755	9.38	50.00	3.01	12.39	≤30.00	PASS
		5795	9.53	50.00	3.01	12.54	≤30.00	PASS
11AC20SISO	Ant2	5745	10.78	58.33	2.34	13.12	≤30.00	PASS
		5785	10.71	60.00	2.22	12.93	≤30.00	PASS
		5825	10.51	60.00	2.22	12.73	≤30.00	PASS
11AC40SISO	Ant2	5755	8.95	47.37	3.24	12.19	≤30.00	PASS
		5795	9.29	47.37	3.24	12.53	≤30.00	PASS
11AC80SISO	Ant2	5775	7.80	37.50	4.26	12.06	≤30.00	PASS
11AX20SISO	Ant2	5745	10.49	54.55	2.63	13.12	≤30.00	PASS
		5785	10.67	54.55	2.63	13.30	≤30.00	PASS
		5825	10.24	54.55	2.63	12.87	≤30.00	PASS
11AX40SISO	Ant2	5755	9.05	47.37	3.24	12.29	≤30.00	PASS
		5795	9.29	47.37	3.24	12.53	≤30.00	PASS
11AX80SISO	Ant2	5775	8.61	41.18	3.85	12.46	≤30.00	PASS

Note：The Duty Cycle Factor is compensated in the graph.

Appendix E.5: Maximum power spectral density

Test Result

TestMode	Antenna	Frequency[MHz]	Result [dBm/MHz]	Limit[dBm/MHz]	Verdict
11A	Ant2	5745	-1.22	≤30.00	PASS
		5785	-0.88	≤30.00	PASS
		5825	-1.05	≤30.00	PASS
11N20SISO	Ant2	5745	-0.78	≤30.00	PASS
		5785	-0.81	≤30.00	PASS
		5825	-1.18	≤30.00	PASS
11N40SISO	Ant2	5755	-4	≤30.00	PASS
		5795	-3.69	≤30.00	PASS
11AC20SISO	Ant2	5745	-1.03	≤30.00	PASS
		5785	-0.84	≤30.00	PASS
		5825	-1.19	≤30.00	PASS
11AC40SISO	Ant2	5755	-3.91	≤30.00	PASS
		5795	-3.35	≤30.00	PASS
11AC80SISO	Ant2	5775	-6.48	≤30.00	PASS
11AX20SISO	Ant2	5745	-0.75	≤30.00	PASS
		5785	-0.49	≤30.00	PASS
		5825	-0.94	≤30.00	PASS
11AX40SISO	Ant2	5755	-3.82	≤30.00	PASS
		5795	-3.42	≤30.00	PASS
11AX80SISO	Ant2	5775	-6.62	≤30.00	PASS

Note：1.The Result and Limit Unit is dBm/500 kHz in the band 5.725–5.85 GHz.
2.The Duty Cycle Factor and RBW Factor is compensated in the graph.

Test Graphs

11A_Ant2_5745

11A_Ant2_5785

11A_Ant2_5825

11N20SISO_Ant2_5745

11N20SISO_Ant2_5785
11N20SISO_Ant2_5825
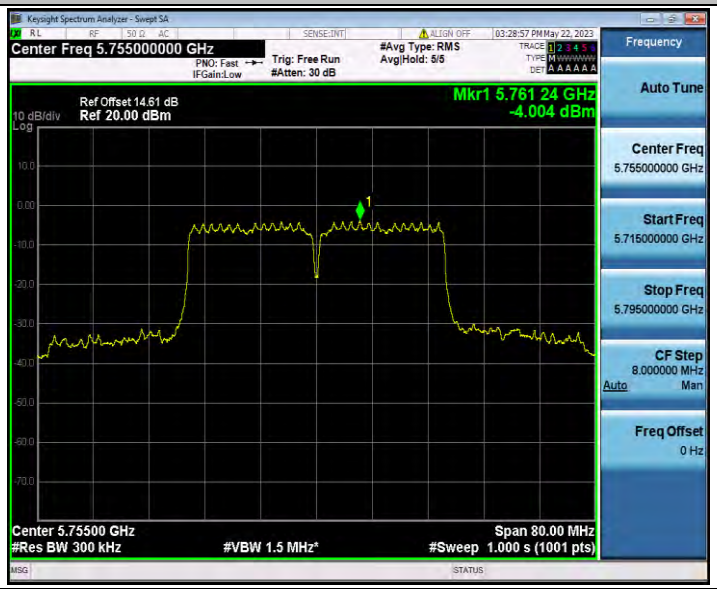
11N40SISO_Ant2_5755

11N40SISO_Ant2_5795

11AC20SISO_Ant2_5745

11AC20SISO_Ant2_5785
11AC20SISO_Ant2_5825
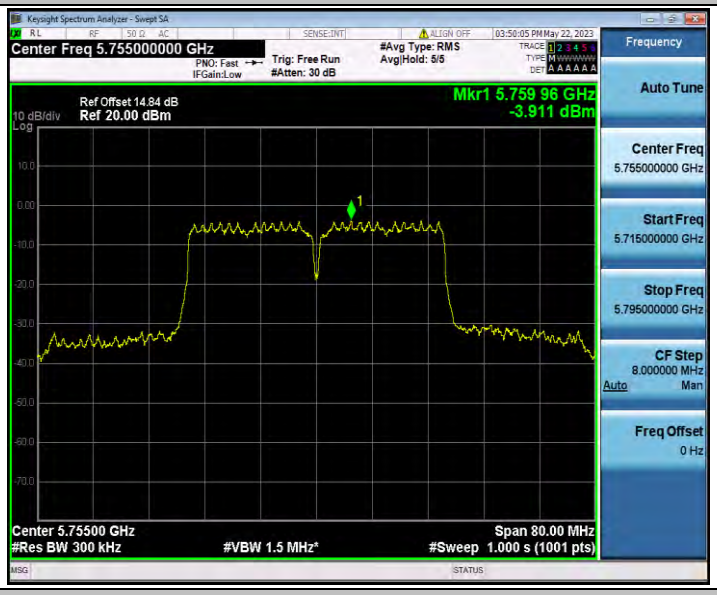
11AC40SISO_Ant2_5755

11AC40SISO_Ant2_5795

11AC80SISO_Ant2_5775

11AX20SISO_Ant2_5745

11AX20SISO_Ant2_5785

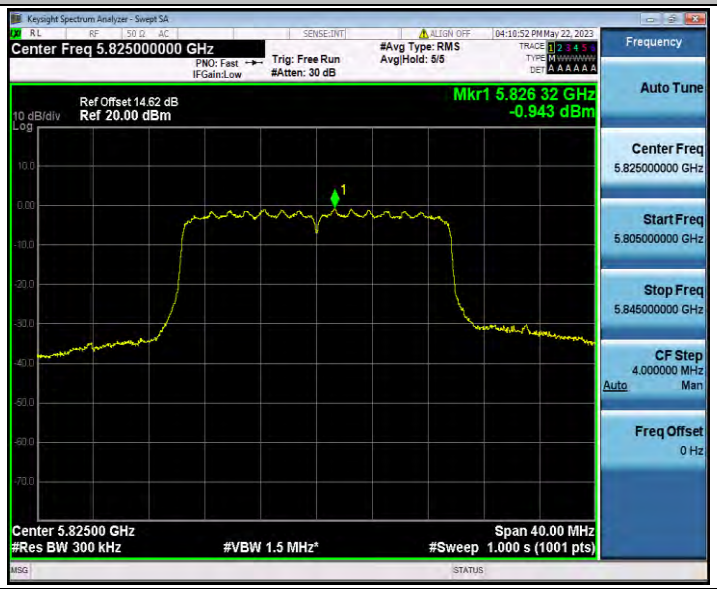

11AX20SISO_Ant2_5825

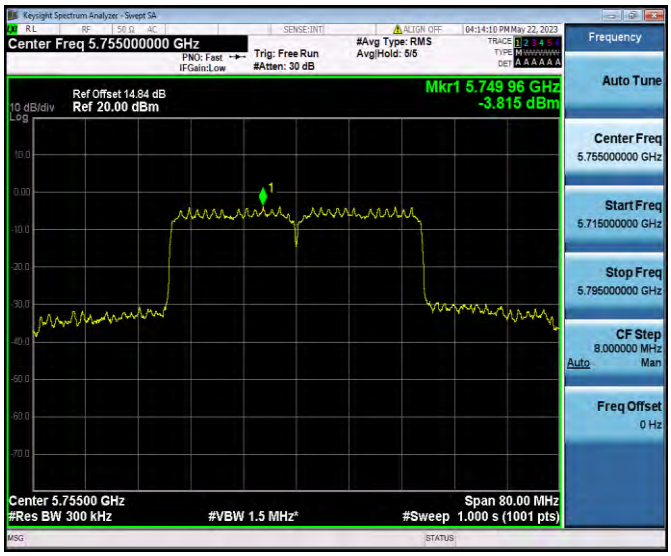

11AX40SISO_Ant2_5755

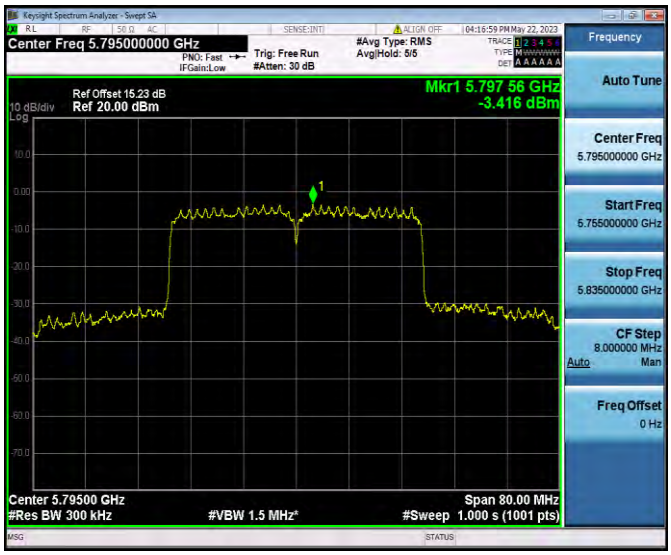

11AX40SISO_Ant2_5795

11AX80SISO_Ant2_5775

Appendix E.6: Band edge measurements

Test Result B4

TestMode	Antenna	ChName	Frequency[MHz]	FreqRange [MHz]	Result [dBm]	Limit [dBm]	Verdict
11A	Ant2	Low	5745	5650~5700	-35.79	≤8.02	PASS
				5700~5720	-28.53	≤15.56	PASS
				5720~5725	-20.8	≤26.04	PASS
				5760~5650	-39.9	≤-27	PASS
		High	5825	5850~5855	-27.61	≤17.33	PASS
				5855~5875	-31.94	≤10.36	PASS
				5875~5925	-38.25	≤-20.46	PASS
				5925~5935	-38.97	≤-27	PASS
11N20SISO	Ant2	Low	5745	5650~5700	-37	≤4.53	PASS
				5700~5720	-28.07	≤15.24	PASS
				5720~5725	-20.4	≤25.78	PASS
				5760~5650	-40.8	≤-27	PASS
		High	5825	5850~5855	-29.27	≤15.79	PASS
				5855~5875	-33.58	≤10.59	PASS
				5875~5925	-38.26	≤-10.17	PASS
				5925~5935	-38.96	≤-27	PASS
11N40SISO	Ant2	Low	5755	5650~5700	-32.66	≤8.56	PASS
				5700~5720	-19.23	≤14.97	PASS
				5720~5725	-18	≤22.51	PASS
				5780~5650	-38.39	≤-27	PASS
		High	5795	5850~5855	-30.79	≤19.42	PASS
				5855~5875	-33.91	≤10.36	PASS
				5875~5925	-37.94	≤-20.94	PASS
				5925~5935	-38.71	≤-27	PASS
11AC20SISO	Ant2	Low	5745	5650~5700	-34.66	≤9.72	PASS
				5700~5720	-29.46	≤15.40	PASS
				5720~5725	-21.62	≤26.30	PASS
				5760~5650	-39.42	≤-27	PASS
		High	5825	5850~5855	-28.31	≤18.87	PASS
				5855~5875	-33.85	≤10.14	PASS
				5875~5925	-38.39	≤-17.76	PASS
				5925~5935	-39.03	≤-27	PASS
11AC40SISO	Ant2	Low	5755	5650~5700	-34.8	≤1.17	PASS
				5700~5720	-20.81	≤14.56	PASS
				5720~5725	-20.5	≤17.89	PASS
				5780~5650	-37.99	≤-27	PASS

		High	5795	5850~5855	-34.36	≤16.03	PASS
				5855~5875	-35.93	≤10.59	PASS
				5875~5925	-38.39	≤-21.67	PASS
				5925~5935	-39.16	≤-27	PASS
11AC80S ISO	Ant2	Low	5775	5650~5700	-25.18	≤0.27	PASS
				5700~5720	-23.8	≤12.13	PASS
				5720~5725	-25.05	≤23.77	PASS
				5800~5650	-34.99	≤-27	PASS
		High	5775	5850~5855	-25.21	≤15.79	PASS
				5855~5875	-28.12	≤11.68	PASS
				5875~5925	-33.18	≤-25.86	PASS
				5925~5935	-36.53	≤-27	PASS
11AX20SI SO	Ant2	Low	5745	5650~5700	-35.42	≤4.02	PASS
				5700~5720	-23.85	≤15.47	PASS
				5720~5725	-17.22	≤25.26	PASS
				5760~5650	-39.53	≤-27	PASS
		High	5825	5850~5855	-23.48	≤15.79	PASS
				5855~5875	-32.22	≤11.80	PASS
				5875~5925	-37.81	≤-24.66	PASS
				5925~5935	-38.65	≤-27	PASS
11AX40SI SO	Ant2	Low	5755	5650~5700	-32.64	≤9.36	PASS
				5700~5720	-21.09	≤14.10	PASS
				5720~5725	-19.69	≤24.05	PASS
				5780~5650	-39.56	≤-27	PASS
		High	5795	5850~5855	-34.76	≤17.16	PASS
				5855~5875	-35.23	≤11.33	PASS
				5875~5925	-37.78	≤2.63	PASS
				5925~5935	-38.67	≤-27	PASS
11AX80SI SO	Ant2	Low	5775	5650~5700	-25.4	≤9.67	PASS
				5700~5720	-22.58	≤15.13	PASS
				5720~5725	-22.66	≤26.25	PASS
				5800~5650	-36.23	≤-27	PASS
		High	5775	5850~5855	-24.21	≤22.96	PASS
				5855~5875	-25.15	≤11.01	PASS
				5875~5925	-32.6	≤-24.35	PASS
				5925~5935	-36.97	≤-27	PASS

Test Graphs B4

11A_Ant2_Low_5745

11A_Ant2_High_5825

11N20SISO_Ant2_Low_5745

11N20SISO_Ant2_High_5825

11N40SISO_Ant2_Low_5755

11N40SISO_Ant2_High_5795

11AC20SISO_Ant2_Low_5745

11AC20SISO_Ant2_High_5825

11AC40SISO_Ant2_Low_5755

11AC40SISO_Ant2_High_5795

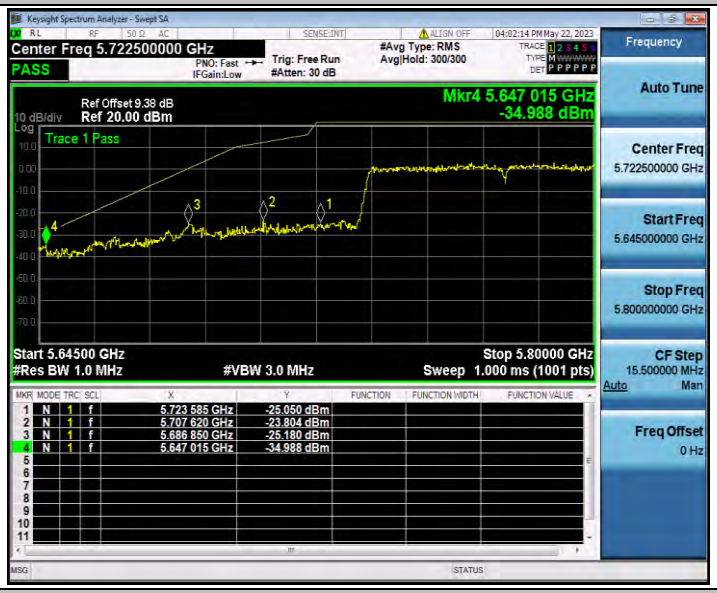

11AC80SISO_Ant2_Low_5775

11AC80SISO_Ant2_High_5775

11AX20SISO_Ant2_Low_5745

11AX20SISO_Ant2_High_5825

11AX40SISO_Ant2_Low_5755

11AX40SISO_Ant2_High_5795

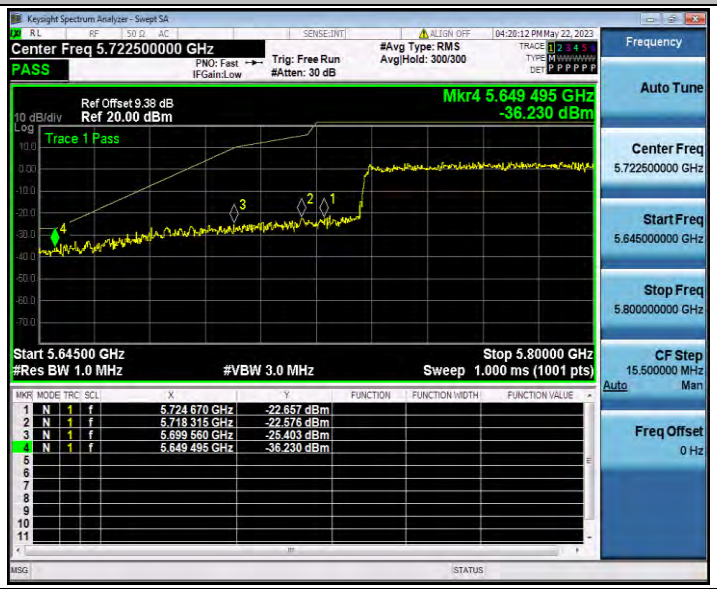

11AX80SISO_Ant2_Low_5775

11AX80SISO_Ant2_High_5775

Appendix E.7: Conducted Spurious Emission

Test Result

TestMode	Antenna	Frequency[MHz]	FreqRange [MHz]	Max. Fre [MHz]	Max. Level [dBm]	Limit [dBm]	Verdict
11A	Ant2	5745	30~5650	5491.89	-39.88	≤-27	PASS
			5925~40000	24293.97	-32.9	≤-27	PASS
		5785	30~5650	5457.05	-40.56	≤-27	PASS
			5925~40000	26929.05	-32.28	≤-27	PASS
		5825	30~5650	2555.25	-40.42	≤-27	PASS
			5925~40000	26012.29	-30.66	≤-27	PASS
11N20SISO	Ant2	5745	30~5650	5483.84	-40.04	≤-27	PASS
			5925~40000	26856.69	-32.11	≤-27	PASS
		5785	30~5650	5519.99	-40.23	≤-27	PASS
			5925~40000	24150.66	-31.54	≤-27	PASS
		5825	30~5650	5476.34	-40.69	≤-27	PASS
			5925~40000	26039.68	-32.44	≤-27	PASS
11N40SISO	Ant2	5755	30~5650	5532.35	-41.24	≤-27	PASS
			5925~40000	26813.14	-32.57	≤-27	PASS
		5795	30~5650	5114.6	-39.79	≤-27	PASS
			5925~40000	26761.85	-30.79	≤-27	PASS
11AC20SISO	Ant2	5745	30~5650	5430.63	-41.41	≤-27	PASS
			5925~40000	26856.69	-32.72	≤-27	PASS
		5785	30~5650	5430.07	-40.97	≤-27	PASS
			5925~40000	26823.67	-32.15	≤-27	PASS
		5825	30~5650	5437	-39.92	≤-27	PASS
			5925~40000	24285.54	-31.49	≤-27	PASS
11AC40SISO	Ant2	5755	30~5650	5411.71	-41.15	≤-27	PASS
			5925~40000	24180.17	-32.22	≤-27	PASS
		5795	30~5650	1745.41	-40.08	≤-27	PASS
			5925~40000	24269.38	-31.65	≤-27	PASS
11AC80SISO	Ant2	5775	30~5650	3683.75	-40.42	≤-27	PASS
			5925~40000	25027.38	-32.8	≤-27	PASS
11AX20SISO	Ant2	5745	30~5650	5419.02	-41.08	≤-27	PASS
			5925~40000	26926.24	-31.9	≤-27	PASS
		5785	30~5650	5443.37	-40.69	≤-27	PASS
			5925~40000	26782.23	-32.44	≤-27	PASS
		5825	30~5650	3295.22	-40.76	≤-27	PASS
			5925~40000	24789.94	-31.96	≤-27	PASS
11AX40SISO	Ant2	5755	30~5650	5533.29	-40.62	≤-27	PASS
			5925~40000	24275	-32.47	≤-27	PASS

		5795	30~5650	5471.66	-40.25	≤-27	PASS
			5925~40000	23534.57	-32.37	≤-27	PASS
11AX80SISO	Ant2	5775	30~5650	5622.27	-39.04	≤-27	PASS
			5925~40000	26124.69	-32.77	≤-27	PASS

Test Graphs

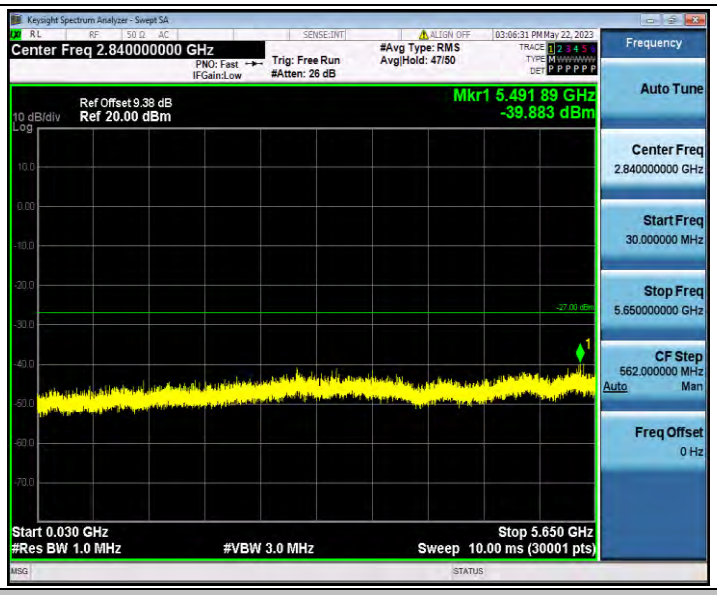

11A_Ant2_5745_30~5650

11A_Ant2_5745_5925~40000

11A_Ant2_5785_30~5650

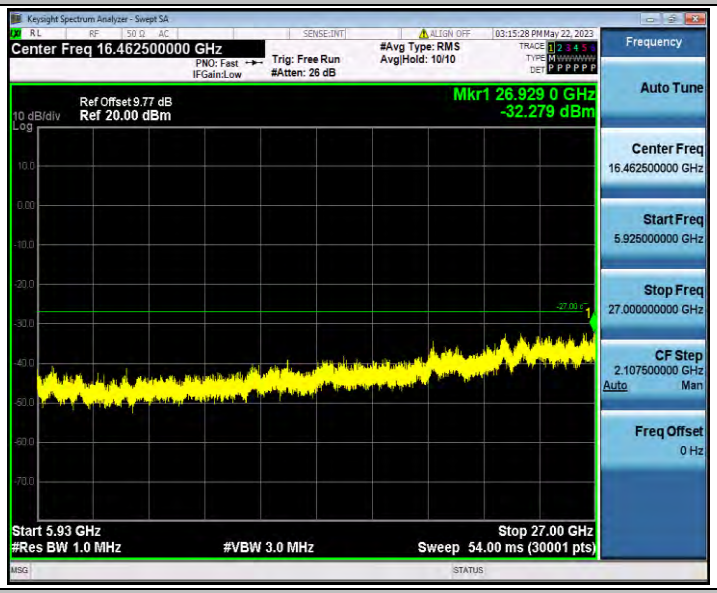

11A_Ant2_5785_5925~40000

11A_Ant2_5825_30~5650

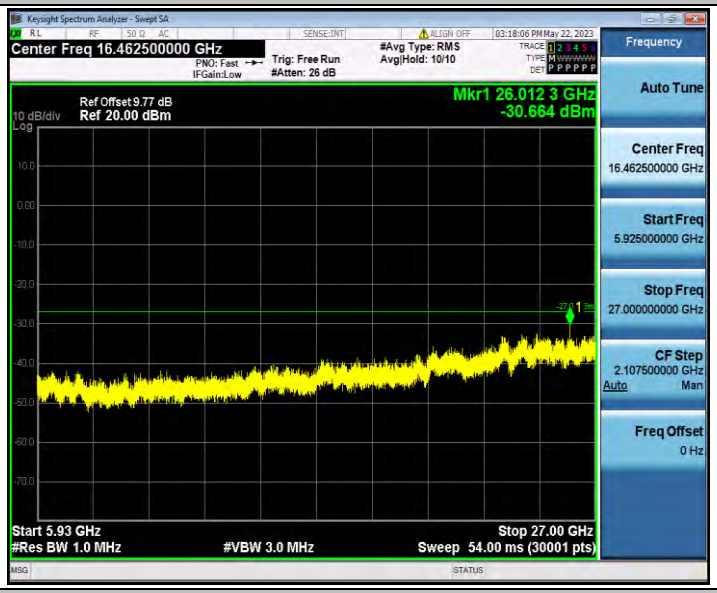

11A_Ant2_5825_5925~40000

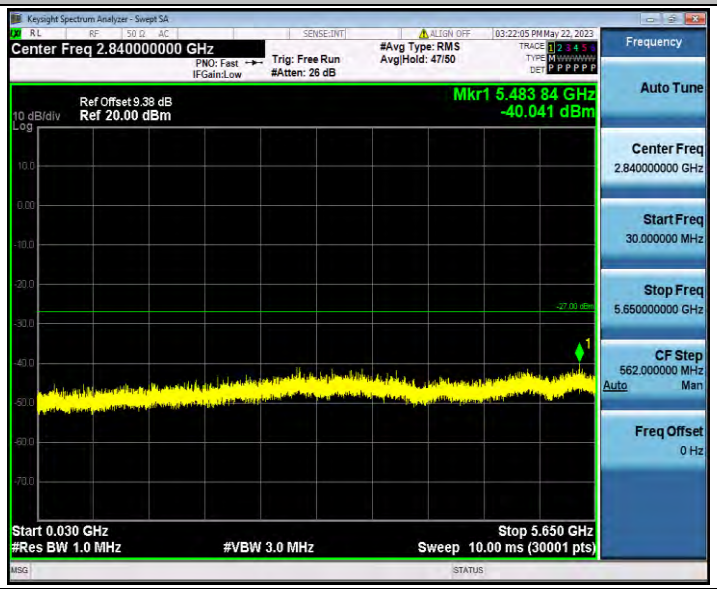

11N20SISO_Ant2_5745_30~5650

11N20SISO_Ant2_5745_5925~40000

11N20SISO_Ant2_5785_30~5650

11N20SISO_Ant2_5785_5925~40000

11N20SISO_Ant2_5825_30~5650

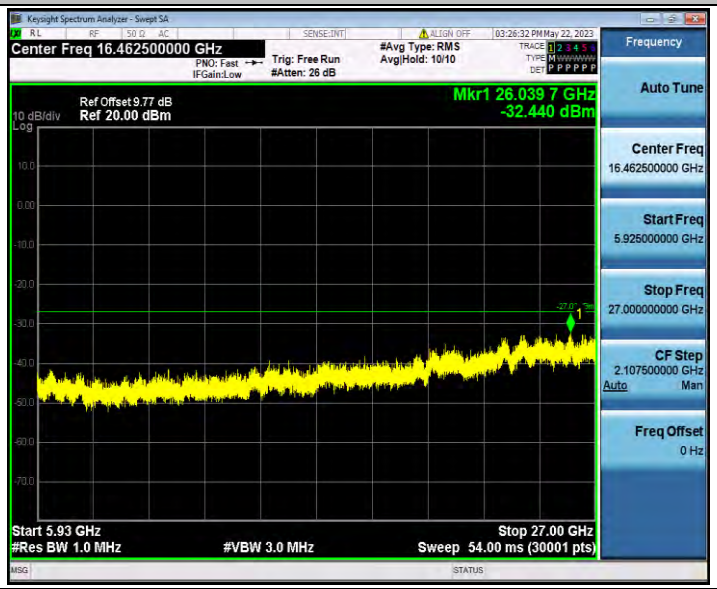

11N20SISO_Ant2_5825_5925~40000

11N40SISO_Ant2_5755_30~5650

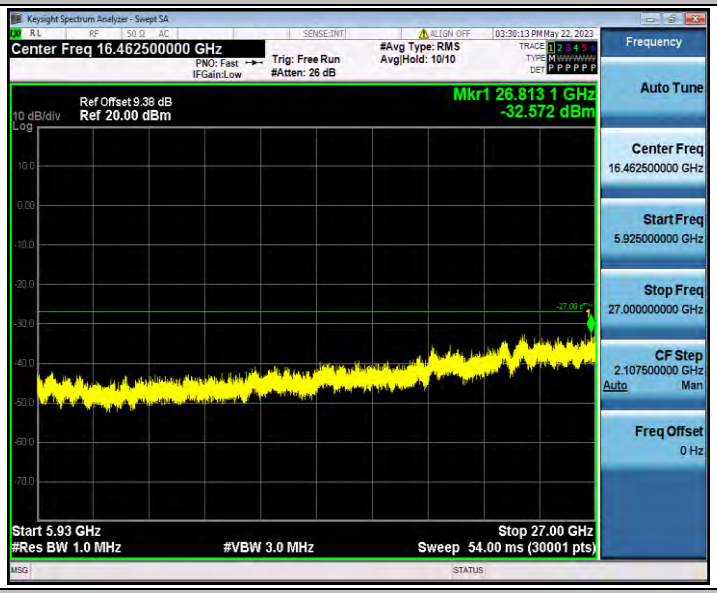

11N40SISO_Ant2_5755_5925~40000

11N40SISO_Ant2_5795_30~5650

11N40SISO_Ant2_5795_5925~40000

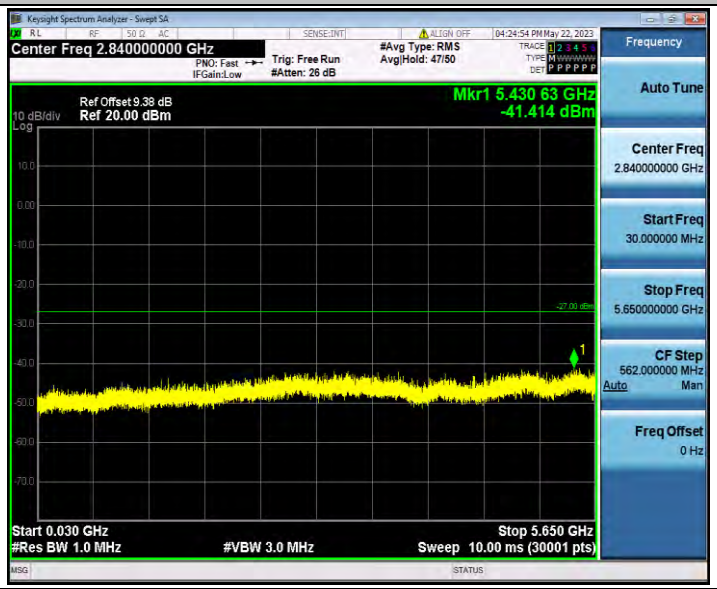

11AC20SISO_Ant2_5745_30~5650

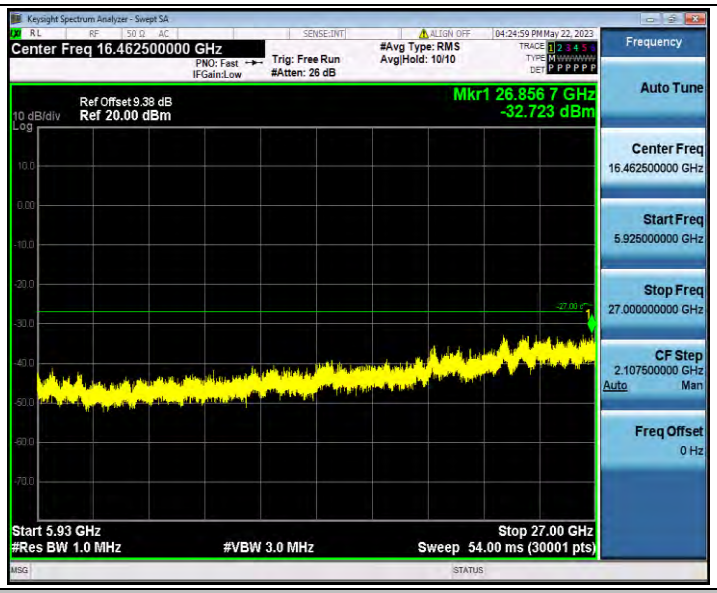

11AC20SISO_Ant2_5745_5925~40000

11AC20SISO_Ant2_5785_30~5650

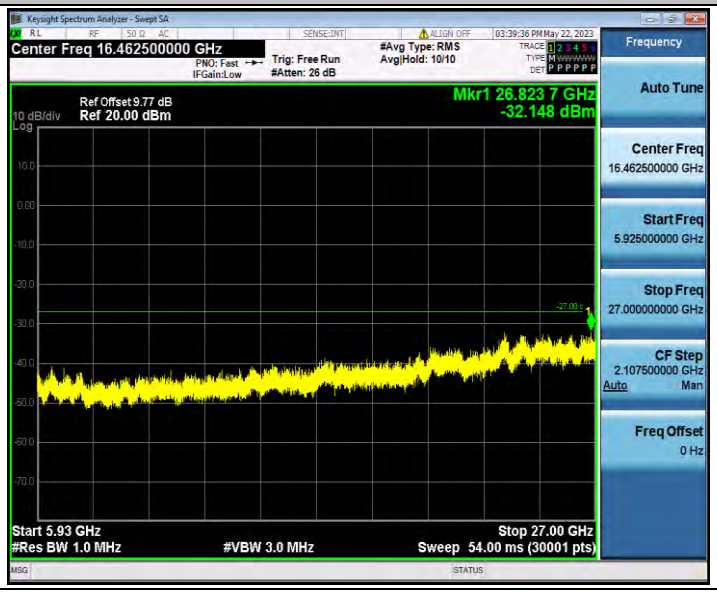

11AC20SISO_Ant2_5785_5925~40000

11AC20SISO_Ant2_5825_30~5650

11AC20SISO_Ant2_5825_5925~40000

11AC40SISO_Ant2_5755_30~5650

11AC40SISO_Ant2_5755_5925~40000

11AC40SISO_Ant2_5795_30~5650

11AC40SISO_Ant2_5795_5925~40000

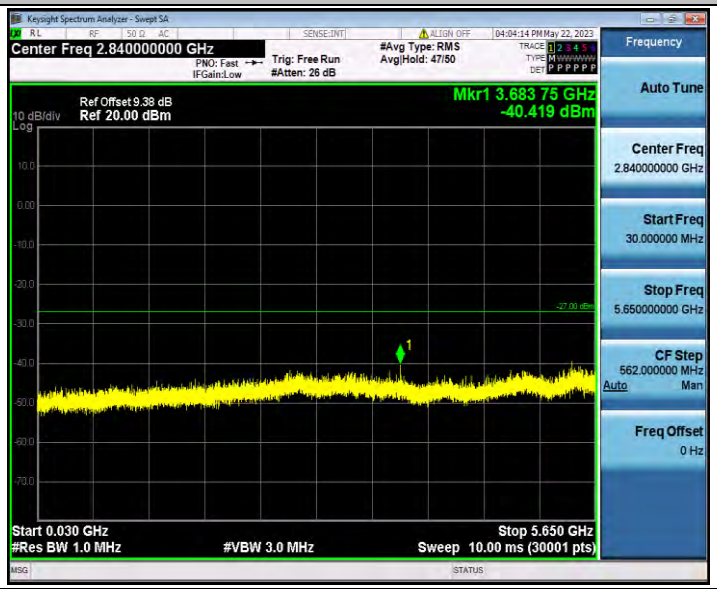

11AC80SISO_Ant2_5775_30~5650

11AC80SISO_Ant2_5775_5925~40000

11AX20SISO_Ant2_5745_30~5650

11AX20SISO_Ant2_5745_5925~40000

11AX20SISO_Ant2_5785_30~5650

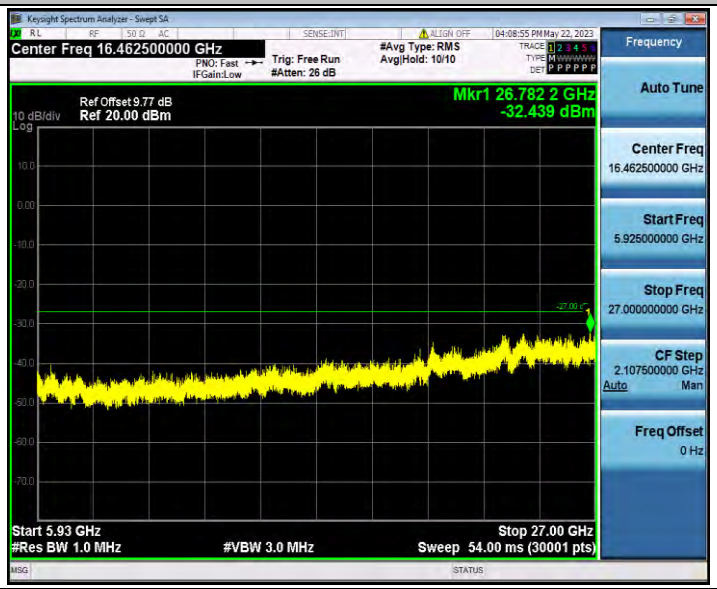

11AX20SISO_Ant2_5785_5925~40000

11AX20SISO_Ant2_5825_30~5650

11AX20SISO_Ant2_5825_5925~40000

11AX40SISO_Ant2_5755_30~5650

11AX40SISO_Ant2_5755_5925~40000

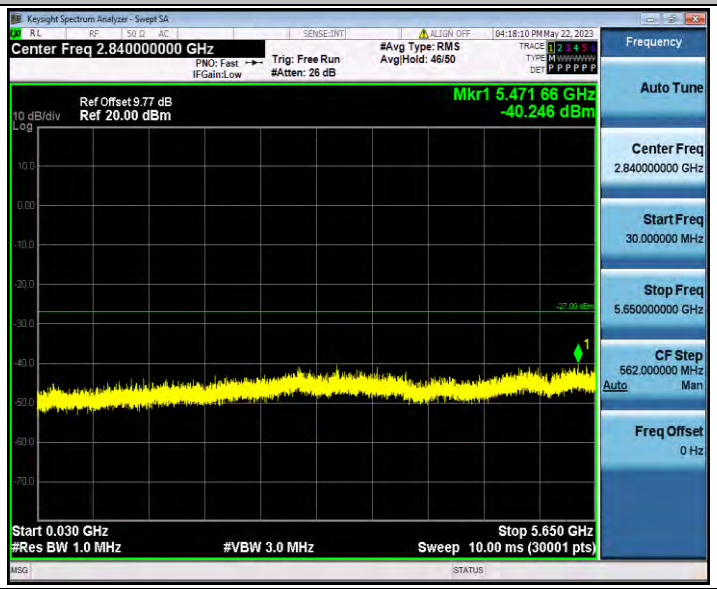

11AX40SISO_Ant2_5795_30~5650

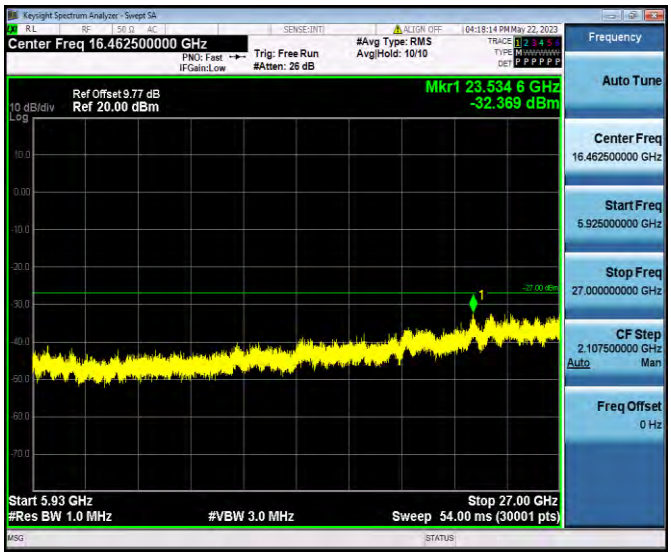

11AX40SISO_Ant2_5795_5925~40000

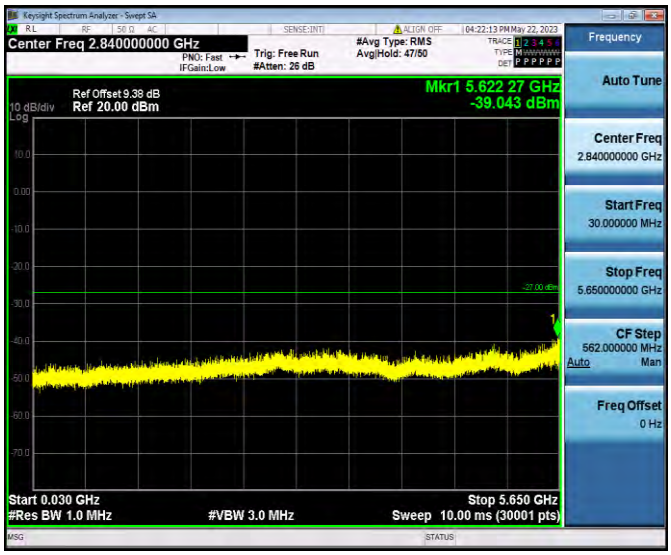

11AX80SISO_Ant2_5775_30~5650

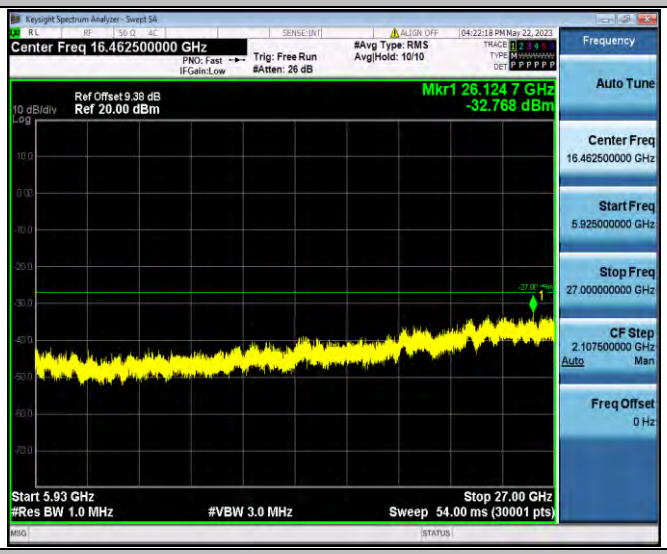

11AX80SISO_Ant2_5775_5925~40000