| Test Mode : | TX (5.8G) -- 802.11ac-HT40 |
|---|---|

| Polar (H/V) | Frequency (MHz) | Reading Level (dBuV/m) | Correct Factor (dB) | Measure-ment (dBuV/m) | Limits (dBuV/m) | Over (dB) | Detector Type |
|---|---|---|---|---|---|---|---|
| Low Channel (5755 MHz)-Above 1G | | | | | | | |
| Vertical | 4679.14 | 74.45 | -20.24 | 54.21 | 74.00 | -19.79 | PK |
| Vertical | 4679.14 | 59.05 | -20.24 | 38.81 | 54.00 | -15.19 | AV |
| Vertical | 11510.18 | 61.08 | -8.81 | 52.27 | 74.00 | -21.73 | PK |
| Vertical | 11510.18 | 49.10 | -8.81 | 40.29 | 54.00 | -13.71 | AV |
| Vertical | 17265.00 | 57.52 | -3.01 | 54.51 | 68.20 | -13.69 | PK |
| Vertical | 17265.00 | 44.26 | -3.01 | 41.25 | 54.00 | -12.75 | AV |
| Horizontal | 4679.14 | 70.14 | -20.24 | 49.90 | 74.00 | -24.10 | PK |
| Horizontal | 4679.14 | 59.01 | -20.24 | 38.77 | 54.00 | -15.23 | AV |
| Horizontal | 11510.01 | 64.51 | -8.81 | 55.70 | 74.00 | -18.30 | PK |
| Horizontal | 11510.01 | 49.19 | -8.81 | 40.38 | 54.00 | -13.62 | AV |
| Horizontal | 17265.03 | 57.35 | -3.01 | 54.34 | 68.20 | -13.86 | PK |
| Horizontal | 17265.03 | 44.32 | -3.01 | 41.31 | 54.00 | -12.69 | AV |
| Middle Channel (5795 MHz)-Above 1G | | | | | | | |
| Vertical | 6039.12 | 73.10 | -18.93 | 54.17 | 68.20 | -14.03 | PK |
| Vertical | 6039.12 | 59.56 | -18.93 | 40.63 | 54.00 | -13.37 | AV |
| Vertical | 11590.10 | 64.76 | -8.87 | 55.89 | 74.00 | -18.11 | PK |
| Vertical | 11590.10 | 49.38 | -8.87 | 40.51 | 54.00 | -13.49 | AV |
| Vertical | 17385.00 | 58.38 | -2.35 | 56.03 | 68.20 | -12.17 | PK |
| Vertical | 17385.00 | 44.82 | -2.35 | 42.47 | 54.00 | -11.53 | AV |
| Horizontal | 6039.12 | 73.23 | -18.93 | 54.30 | 68.20 | -13.90 | PK |
| Horizontal | 6039.12 | 59.39 | -18.93 | 40.46 | 54.00 | -13.54 | AV |
| Horizontal | 11590.06 | 60.06 | -8.87 | 51.19 | 74.00 | -22.81 | PK |
| Horizontal | 11590.06 | 49.85 | -8.87 | 40.98 | 54.00 | -13.02 | AV |
| Horizontal | 17385.15 | 58.59 | -2.35 | 56.24 | 68.20 | -11.96 | PK |
| Horizontal | 17385.15 | 44.80 | -2.35 | 42.45 | 54.00 | -11.55 | AV |

Note: PK value is lower than the Average value limit, So average didn't record.
The 26.5-40G amplitude of spurious emissions that are attenuated by more than 20dB below the permissible value has no need to be reported.
Emission level (dBuV/m) = 20 log Emission level (uV/m).
Corrected Reading: Antenna Factor + Cable Loss + Read Level - Preamp Factor = Level.
Test Mode is MIMO Mode.

| Test Mode : | TX (5.8G) -- 802.11ac 80 |
|---|---|

| Polar | Frequency | Reading Level | Correct Factor | Measure-ment | Limits | Over | Detector Type |
|---|---|---|---|---|---|---|---|
| (H/V) | (MHz) | (dBuV/m) | (dB) | (dBuV/m) | (dBuV/m) | (dB) | |
| Low Channel (5775 MHz)-Above 1G | | | | | | | |
| Vertical | 4679.02 | 72.72 | -20.24 | 52.48 | 74.00 | -21.52 | PK |
| Vertical | 4679.02 | 59.57 | -20.24 | 39.33 | 54.00 | -14.67 | AV |
| Vertical | 11550.16 | 61.09 | -8.84 | 52.25 | 74.00 | -21.75 | PK |
| Vertical | 11550.16 | 49.56 | -8.84 | 40.72 | 54.00 | -13.28 | AV |
| Vertical | 17325.13 | 59.44 | -2.68 | 56.76 | 68.20 | -11.44 | PK |
| Vertical | 17325.13 | 44.83 | -2.68 | 42.15 | 54.00 | -11.85 | AV |
| Horizontal | 4679.09 | 70.61 | -20.24 | 50.37 | 74.00 | -23.63 | PK |
| Horizontal | 4679.09 | 59.28 | -20.24 | 39.04 | 54.00 | -14.96 | AV |
| Horizontal | 11550.11 | 60.89 | -8.84 | 52.05 | 74.00 | -21.95 | PK |
| Horizontal | 11550.11 | 49.94 | -8.84 | 41.10 | 54.00 | -12.90 | AV |
| Horizontal | 17325.13 | 58.47 | -2.68 | 55.79 | 68.20 | -12.41 | PK |
| Horizontal | 17325.13 | 44.62 | -2.68 | 41.94 | 54.00 | -12.06 | AV |

Note: PK value is lower than the Average value limit, So average didn't record.
The 26.5-40G amplitude of spurious emissions that are attenuated by more than 20dB below the permissible value has no need to be reported.
Emission level (dBuV/m) = 20 log Emission level (uV/m).
Corrected Reading: Antenna Factor + Cable Loss + Read Level - Preamp Factor = Level.
Test Mode is MIMO Mode.

| Test Mode: | TX (5.8G) --802.11ax-HT20 |
|---|---|

| Polar | Frequency | Reading Level | Correct Factor | Measure-ment | Limits | Over | Detector Type |
|---|---|---|---|---|---|---|---|
| (H/V) | (MHz) | (dBuV/m) | (dB) | (dBuV/m) | (dBuV/m) | (dB) | |
| Low Channel (5745 MHz)-Above 1G | | | | | | | |
| Vertical | 4679.11 | 71.08 | -20.24 | 50.84 | 74.00 | -23.16 | PK |
| Vertical | 4679.11 | 59.54 | -20.24 | 39.30 | 54.00 | -14.70 | AV |
| Vertical | 11490.16 | 62.31 | -8.79 | 53.52 | 68.20 | -14.68 | PK |
| Vertical | 11490.16 | 49.30 | -8.79 | 40.51 | 54.00 | -13.49 | AV |
| Vertical | 17235.10 | 57.68 | -3.18 | 54.50 | 68.20 | -13.70 | PK |
| Vertical | 17235.10 | 44.22 | -3.18 | 41.04 | 54.00 | -12.96 | AV |
| Horizontal | 4679.19 | 73.08 | -20.24 | 52.83 | 74.00 | -21.17 | PK |
| Horizontal | 4679.19 | 59.27 | -20.24 | 39.03 | 54.00 | -14.97 | AV |
| Horizontal | 11490.06 | 64.11 | -8.79 | 55.32 | 68.20 | -12.88 | PK |
| Horizontal | 11490.06 | 49.27 | -8.79 | 40.48 | 54.00 | -13.52 | AV |
| Horizontal | 17235.11 | 57.93 | -3.18 | 54.75 | 68.20 | -13.45 | PK |
| Horizontal | 17235.11 | 44.96 | -3.18 | 41.78 | 54.00 | -12.22 | AV |
| Middle Channel (5785 MHz)-Above 1G | | | | | | | |
| Vertical | 4592.04 | 73.13 | -20.42 | 52.71 | 74.00 | -21.29 | PK |
| Vertical | 4592.04 | 59.56 | -20.42 | 39.15 | 54.00 | -14.85 | AV |
| Vertical | 11570.12 | 61.41 | -8.86 | 52.55 | 68.20 | -15.65 | PK |
| Vertical | 11570.12 | 49.32 | -8.86 | 40.46 | 54.00 | -13.54 | AV |
| Vertical | 17355.16 | 55.06 | -2.52 | 52.54 | 68.20 | -15.66 | PK |
| Vertical | 17355.16 | 44.10 | -2.52 | 41.58 | 54.00 | -12.42 | AV |
| Horizontal | 4592.01 | 70.19 | -20.42 | 49.77 | 74.00 | -24.23 | PK |
| Horizontal | 4592.01 | 59.77 | -20.42 | 39.35 | 54.00 | -14.65 | AV |
| Horizontal | 11570.16 | 62.16 | -8.86 | 53.30 | 68.20 | -14.90 | PK |
| Horizontal | 11570.16 | 49.90 | -8.86 | 41.04 | 54.00 | -12.96 | AV |
| Horizontal | 17355.16 | 55.30 | -2.52 | 52.78 | 68.20 | -15.42 | PK |
| Horizontal | 17355.16 | 44.70 | -2.52 | 42.18 | 54.00 | -11.82 | AV |
| High Channel (5825 MHz)-Above 1G | | | | | | | |
| Vertical | 6039.18 | 72.09 | -18.93 | 53.15 | 68.20 | -15.05 | PK |
| Vertical | 6039.18 | 59.01 | -18.93 | 40.08 | 54.00 | -13.92 | AV |
| Vertical | 11650.11 | 64.23 | -8.92 | 55.31 | 74.00 | -18.69 | PK |
| Vertical | 11650.11 | 49.02 | -8.92 | 40.10 | 54.00 | -13.90 | AV |
| Vertical | 17475.03 | 57.37 | -1.86 | 55.51 | 68.20 | -12.69 | PK |
| Vertical | 17475.03 | 44.39 | -1.86 | 42.53 | 54.00 | -11.47 | AV |
| Horizontal | 6039.14 | 71.72 | -18.93 | 52.79 | 68.20 | -15.41 | PK |
| Horizontal | 6039.14 | 59.05 | -18.93 | 40.12 | 54.00 | -13.88 | AV |
| Horizontal | 11650.10 | 64.59 | -8.92 | 55.67 | 74.00 | -18.33 | PK |
| Horizontal | 11650.10 | 49.64 | -8.92 | 40.72 | 54.00 | -13.28 | AV |
| Horizontal | 17475.14 | 57.49 | -1.86 | 55.63 | 68.20 | -12.57 | PK |
| Horizontal | 17475.14 | 44.29 | -1.86 | 42.43 | 54.00 | -11.57 | AV |

Note: PK value is lower than the Average value limit, So average didn't record.
The 26.5-40G amplitude of spurious emissions that are attenuated by more than 20dB below the permissible value has no need to be reported.
Emission level (dBuV/m) = 20 log Emission level (uV/m).
Corrected Reading: Antenna Factor + Cable Loss + Read Level - Preamp Factor = Level.
Test Mode is MIMO Mode.

| Test Mode : | TX (5.8G) -- 802.11ax-HT40 |
|---|---|

| Polar (H/V) | Frequency (MHz) | Reading Level (dBuV/m) | Correct Factor (dB) | Measure-ment (dBuV/m) | Limits (dBuV/m) | Over (dB) | Detector Type |
|---|---|---|---|---|---|---|---|
| Low Channel (5755 MHz)-Above 1G | | | | | | | |
| Vertical | 4679.08 | 72.37 | -20.24 | 52.13 | 74.00 | -21.87 | PK |
| Vertical | 4679.08 | 59.30 | -20.24 | 39.06 | 54.00 | -14.94 | AV |
| Vertical | 11510.15 | 61.17 | -8.81 | 52.36 | 74.00 | -21.64 | PK |
| Vertical | 11510.15 | 49.72 | -8.81 | 40.91 | 54.00 | -13.09 | AV |
| Vertical | 17265.19 | 57.61 | -3.01 | 54.60 | 68.20 | -13.60 | PK |
| Vertical | 17265.19 | 44.94 | -3.01 | 41.93 | 54.00 | -12.07 | AV |
| Horizontal | 4679.04 | 74.34 | -20.24 | 54.10 | 74.00 | -19.90 | PK |
| Horizontal | 4679.04 | 59.54 | -20.24 | 39.30 | 54.00 | -14.70 | AV |
| Horizontal | 11510.17 | 63.21 | -8.81 | 54.40 | 74.00 | -19.60 | PK |
| Horizontal | 11510.17 | 49.29 | -8.81 | 40.48 | 54.00 | -13.52 | AV |
| Horizontal | 17265.06 | 58.38 | -3.01 | 55.37 | 68.20 | -12.83 | PK |
| Horizontal | 17265.06 | 44.23 | -3.01 | 41.22 | 54.00 | -12.78 | AV |
| Middle Channel (5795 MHz)-Above 1G | | | | | | | |
| Vertical | 6039.02 | 73.74 | -18.93 | 54.81 | 68.20 | -13.39 | PK |
| Vertical | 6039.02 | 59.97 | -18.93 | 41.04 | 54.00 | -12.96 | AV |
| Vertical | 11590.15 | 61.47 | -8.87 | 52.60 | 74.00 | -21.40 | PK |
| Vertical | 11590.15 | 49.89 | -8.87 | 41.02 | 54.00 | -12.98 | AV |
| Vertical | 17385.00 | 58.41 | -2.35 | 56.06 | 68.20 | -12.14 | PK |
| Vertical | 17385.00 | 44.24 | -2.35 | 41.89 | 54.00 | -12.11 | AV |
| Horizontal | 6039.01 | 70.71 | -18.93 | 51.78 | 68.20 | -16.42 | PK |
| Horizontal | 6039.01 | 59.71 | -18.93 | 40.78 | 54.00 | -13.22 | AV |
| Horizontal | 11590.13 | 62.06 | -8.87 | 53.19 | 74.00 | -20.81 | PK |
| Horizontal | 11590.13 | 49.61 | -8.87 | 40.74 | 54.00 | -13.26 | AV |
| Horizontal | 17385.12 | 55.72 | -2.35 | 53.37 | 68.20 | -14.83 | PK |
| Horizontal | 17385.12 | 44.84 | -2.35 | 42.49 | 54.00 | -11.51 | AV |

Note: PK value is lower than the Average value limit, So average didn't record.
The 26.5-40G amplitude of spurious emissions that are attenuated by more than 20dB below the permissible value has no need to be reported.
Emission level (dBuV/m) = 20 log Emission level (uV/m).
Corrected Reading: Antenna Factor + Cable Loss + Read Level - Preamp Factor = Level.
Test Mode is MIMO Mode.

| Test Mode : | TX (5.8G) -- 802.11ax 80 |
|---|---|

| Polar | Frequency | Reading Level | Correct Factor | Measure-ment | Limits | Over | Detector Type |
|---|---|---|---|---|---|---|---|
| (H/V) | (MHz) | (dBuV/m) | (dB) | (dBuV/m) | (dBuV/m) | (dB) | |
| Low Channel (5775 MHz)-Above 1G | | | | | | | |
| Vertical | 4679.14 | 70.80 | -20.24 | 50.56 | 74.00 | -23.44 | PK |
| Vertical | 4679.14 | 59.35 | -20.24 | 39.10 | 54.00 | -14.90 | AV |
| Vertical | 11550.00 | 64.16 | -8.84 | 55.32 | 74.00 | -18.68 | PK |
| Vertical | 11550.00 | 49.36 | -8.84 | 40.52 | 54.00 | -13.48 | AV |
| Vertical | 17325.09 | 55.31 | -2.68 | 52.63 | 68.20 | -15.57 | PK |
| Vertical | 17325.09 | 44.89 | -2.68 | 42.21 | 54.00 | -11.79 | AV |
| Horizontal | 4679.12 | 73.16 | -20.24 | 52.92 | 74.00 | -21.08 | PK |
| Horizontal | 4679.12 | 59.63 | -20.24 | 39.39 | 54.00 | -14.61 | AV |
| Horizontal | 11550.05 | 60.99 | -8.84 | 52.15 | 74.00 | -21.85 | PK |
| Horizontal | 11550.05 | 49.51 | -8.84 | 40.67 | 54.00 | -13.33 | AV |
| Horizontal | 17325.09 | 58.15 | -2.68 | 55.47 | 68.20 | -12.73 | PK |
| Horizontal | 17325.09 | 44.89 | -2.68 | 42.21 | 54.00 | -11.79 | AV |

Note: PK value is lower than the Average value limit, So average didn't record.
The 26.5-40G amplitude of spurious emissions that are attenuated by more than 20dB below the permissible value has no need to be reported.
Emission level (dBuV/m) = 20 log Emission level (uV/m).
Corrected Reading: Antenna Factor + Cable Loss + Read Level - Preamp Factor = Level.
Test Mode is MIMO Mode.

Battery 2
Between 1GHz – 40GHz

| Test Mode: | TX(5.1G) - 802.11a |
|---|---|

| Polar | Frequency | Reading Level | Correct Factor | Measure-ment | Limits | Over | Detector Type |
|---|---|---|---|---|---|---|---|
| (H/V) | (MHz) | (dBuV/m) | (dB) | (dBuV/m) | (dBuV/m) | (dB) | |
| Low Channel (5180 MHz)-Above 1G | | | | | | | |
| Vertical | 4434.08 | 74.55 | -20.73 | 53.82 | 68.20 | -14.38 | PK |
| Vertical | 4434.08 | 59.37 | -20.73 | 38.64 | 54.00 | -15.36 | AV |
| Vertical | 10360.17 | 62.15 | -9.36 | 52.79 | 68.20 | -15.41 | PK |
| Vertical | 10360.17 | 49.35 | -9.36 | 39.99 | 54.00 | -14.01 | AV |
| Vertical | 15540.13 | 62.62 | -7.84 | 54.78 | 74.00 | -19.22 | PK |
| Vertical | 15540.13 | 49.97 | -7.84 | 42.13 | 54.00 | -11.87 | AV |
| Horizontal | 4434.05 | 71.56 | -20.73 | 50.83 | 68.20 | -17.37 | PK |
| Horizontal | 4434.05 | 59.75 | -20.73 | 39.02 | 54.00 | -14.98 | AV |
| Horizontal | 10360.18 | 60.66 | -9.36 | 51.30 | 68.20 | -16.90 | PK |
| Horizontal | 10360.18 | 49.20 | -9.36 | 39.84 | 54.00 | -14.16 | AV |
| Horizontal | 15540.16 | 60.26 | -7.84 | 52.42 | 74.00 | -21.58 | PK |
| Horizontal | 15540.16 | 49.02 | -7.84 | 41.18 | 54.00 | -12.82 | AV |
| Middle Channel (5200 MHz)-Above 1G | | | | | | | |
| Vertical | 4592.01 | 70.46 | -20.42 | 50.04 | 74.00 | -23.96 | PK |
| Vertical | 4592.01 | 59.66 | -20.42 | 39.24 | 54.00 | -14.76 | AV |
| Vertical | 10400.15 | 60.37 | -9.30 | 51.07 | 68.20 | -17.13 | PK |
| Vertical | 10400.15 | 49.13 | -9.30 | 39.83 | 54.00 | -14.17 | AV |
| Vertical | 15600.01 | 63.60 | -7.82 | 55.78 | 74.00 | -18.22 | PK |
| Vertical | 15600.01 | 49.69 | -7.82 | 41.87 | 54.00 | -12.13 | AV |
| Horizontal | 4592.13 | 70.37 | -20.42 | 49.96 | 74.00 | -24.04 | PK |
| Horizontal | 4592.13 | 59.42 | -20.42 | 39.00 | 54.00 | -15.00 | AV |
| Horizontal | 10400.16 | 60.55 | -9.30 | 51.25 | 68.20 | -16.95 | PK |
| Horizontal | 10400.16 | 49.08 | -9.30 | 39.78 | 54.00 | -14.22 | AV |
| Horizontal | 15600.15 | 64.23 | -7.82 | 56.41 | 74.00 | -17.59 | PK |
| Horizontal | 15600.15 | 49.82 | -7.82 | 42.00 | 54.00 | -12.00 | AV |
| High Channel (5240 MHz)-Above 1G | | | | | | | |
| Vertical | 4739.06 | 72.81 | -20.12 | 52.69 | 74.00 | -21.31 | PK |
| Vertical | 4739.06 | 59.86 | -20.12 | 39.74 | 54.00 | -14.26 | AV |
| Vertical | 10480.06 | 64.48 | -9.18 | 55.30 | 68.20 | -12.90 | PK |
| Vertical | 10480.06 | 49.99 | -9.18 | 40.81 | 54.00 | -13.19 | AV |
| Vertical | 15720.11 | 64.10 | -7.78 | 56.32 | 74.00 | -17.68 | PK |
| Vertical | 15720.11 | 49.88 | -7.78 | 42.10 | 54.00 | -11.90 | AV |
| Horizontal | 4739.20 | 71.66 | -20.12 | 51.54 | 74.00 | -22.46 | PK |
| Horizontal | 4739.20 | 59.15 | -20.12 | 39.02 | 54.00 | -14.98 | AV |
| Horizontal | 10480.07 | 63.61 | -9.18 | 54.43 | 68.20 | -13.77 | PK |
| Horizontal | 10480.07 | 49.25 | -9.18 | 40.07 | 54.00 | -13.93 | AV |
| Horizontal | 15720.12 | 63.93 | -7.78 | 56.15 | 74.00 | -17.85 | PK |
| Horizontal | 15720.12 | 49.83 | -7.78 | 42.05 | 54.00 | -11.95 | AV |

Note: PK value is lower than the Average value limit, So average didn't record.
The 26.5-40G amplitude of spurious emissions that are attenuated by more than 20dB below the permissible value has no need to be reported.
Emission level (dBuV/m) = 20 log Emission level (uV/m).
Corrected Reading: Antenna Factor + Cable Loss + Read Level - Preamp Factor = Level.
The worst case is Antenna A

| Test Mode: | TX(5.1G) - 802.11n-HT20 |
|---|---|

| Polar | Frequency | Reading Level | Correct Factor | Measure-ment | Limits | Over | Detector Type |
|---|---|---|---|---|---|---|---|
| (H/V) | (MHz) | (dBuV/m) | (dB) | (dBuV/m) | (dBuV/m) | (dB) | |
| Low Channel (5180 MHz)-Above 1G | | | | | | | |
| Vertical | 4434.07 | 71.34 | -20.73 | 50.60 | 68.20 | -17.60 | PK |
| Vertical | 4434.07 | 59.76 | -20.73 | 39.03 | 54.00 | -14.97 | AV |
| Vertical | 10360.01 | 61.06 | -9.36 | 51.70 | 68.20 | -16.50 | PK |
| Vertical | 10360.01 | 49.41 | -9.36 | 40.05 | 54.00 | -13.95 | AV |
| Vertical | 15540.06 | 64.07 | -7.84 | 56.23 | 74.00 | -17.77 | PK |
| Vertical | 15540.06 | 49.54 | -7.84 | 41.70 | 54.00 | -12.30 | AV |
| Horizontal | 4434.02 | 71.25 | -20.73 | 50.51 | 68.20 | -17.69 | PK |
| Horizontal | 4434.02 | 59.92 | -20.73 | 39.19 | 54.00 | -14.81 | AV |
| Horizontal | 10360.12 | 61.66 | -9.36 | 52.30 | 68.20 | -15.90 | PK |
| Horizontal | 10360.12 | 49.44 | -9.36 | 40.08 | 54.00 | -13.92 | AV |
| Horizontal | 15540.07 | 62.20 | -7.84 | 54.36 | 74.00 | -19.64 | PK |
| Horizontal | 15540.07 | 49.78 | -7.84 | 41.94 | 54.00 | -12.06 | AV |
| Middle Channel (5200 MHz)-Above 1G | | | | | | | |
| Vertical | 4592.17 | 71.29 | -20.42 | 50.88 | 74.00 | -23.12 | PK |
| Vertical | 4592.17 | 59.33 | -20.42 | 38.92 | 54.00 | -15.08 | AV |
| Vertical | 10400.00 | 63.90 | -9.30 | 54.60 | 68.20 | -13.60 | PK |
| Vertical | 10400.00 | 49.37 | -9.30 | 40.07 | 54.00 | -13.93 | AV |
| Vertical | 15600.04 | 61.98 | -7.82 | 54.16 | 74.00 | -19.84 | PK |
| Vertical | 15600.04 | 49.53 | -7.82 | 41.71 | 54.00 | -12.29 | AV |
| Horizontal | 4592.19 | 71.51 | -20.42 | 51.09 | 74.00 | -22.91 | PK |
| Horizontal | 4592.19 | 59.62 | -20.42 | 39.20 | 54.00 | -14.80 | AV |
| Horizontal | 10400.15 | 60.12 | -9.30 | 50.82 | 68.20 | -17.38 | PK |
| Horizontal | 10400.15 | 49.50 | -9.30 | 40.20 | 54.00 | -13.80 | AV |
| Horizontal | 15600.14 | 62.00 | -7.82 | 54.18 | 74.00 | -19.82 | PK |
| Horizontal | 15600.14 | 49.45 | -7.82 | 41.63 | 54.00 | -12.37 | AV |
| High Channel (5240 MHz)-Above 1G | | | | | | | |
| Vertical | 4739.09 | 71.12 | -20.12 | 51.00 | 74.00 | -23.00 | PK |
| Vertical | 4739.09 | 59.16 | -20.12 | 39.04 | 54.00 | -14.96 | AV |
| Vertical | 10480.06 | 60.94 | -9.18 | 51.76 | 68.20 | -16.44 | PK |
| Vertical | 10480.06 | 49.05 | -9.18 | 39.87 | 54.00 | -14.13 | AV |
| Vertical | 15720.20 | 62.97 | -7.78 | 55.19 | 74.00 | -18.81 | PK |
| Vertical | 15720.20 | 49.33 | -7.78 | 41.55 | 54.00 | -12.45 | AV |
| Horizontal | 4739.08 | 73.38 | -20.12 | 53.25 | 74.00 | -20.75 | PK |
| Horizontal | 4739.08 | 59.08 | -20.12 | 38.96 | 54.00 | -15.04 | AV |
| Horizontal | 10480.13 | 62.99 | -9.18 | 53.81 | 68.20 | -14.39 | PK |
| Horizontal | 10480.13 | 49.87 | -9.18 | 40.69 | 54.00 | -13.31 | AV |
| Horizontal | 15720.17 | 62.92 | -7.78 | 55.14 | 74.00 | -18.86 | PK |
| Horizontal | 15720.17 | 49.86 | -7.78 | 42.08 | 54.00 | -11.92 | AV |

Note: PK value is lower than the Average value limit, So average didn't record.
The 26.5-40G amplitude of spurious emissions that are attenuated by more than 20dB below the permissible value has no need to be reported.
Emission level (dBuV/m) = 20 log Emission level (uV/m).
Corrected Reading: Antenna Factor + Cable Loss + Read Level - Preamp Factor = Level.
Test Mode is MIMO Mode.

| Test Mode: | TX(5.1G) - 802.11n-HT40 |
|---|---|

| Polar | Frequency | Reading Level | Correct Factor | Measure-ment | Limits | Over | Detector Type |
|---|---|---|---|---|---|---|---|
| (H/V) | (MHz) | (dBuV/m) | (dB) | (dBuV/m) | (dBuV/m) | (dB) | |
| Low Channel (5190 MHz)-Above 1G | | | | | | | |
| Vertical | 4434.13 | 70.92 | -20.73 | 50.19 | 68.20 | -18.01 | PK |
| Vertical | 4434.13 | 59.36 | -20.73 | 38.63 | 54.00 | -15.37 | AV |
| Vertical | 10380.02 | 64.78 | -9.33 | 55.45 | 68.20 | -12.75 | PK |
| Vertical | 10380.02 | 49.90 | -9.33 | 40.57 | 54.00 | -13.43 | AV |
| Vertical | 15570.05 | 62.31 | -7.83 | 54.48 | 74.00 | -19.52 | PK |
| Vertical | 15570.05 | 49.52 | -7.83 | 41.69 | 54.00 | -12.31 | AV |
| Horizontal | 4434.10 | 71.27 | -20.73 | 50.54 | 74.00 | -23.46 | PK |
| Horizontal | 4434.10 | 59.07 | -20.73 | 38.34 | 54.00 | -15.66 | AV |
| Horizontal | 10380.03 | 64.63 | -9.33 | 55.30 | 68.20 | -12.90 | PK |
| Horizontal | 10380.03 | 49.11 | -9.33 | 39.78 | 54.00 | -14.22 | AV |
| Horizontal | 15570.18 | 60.99 | -7.83 | 53.16 | 74.00 | -20.84 | PK |
| Horizontal | 15570.18 | 49.57 | -7.83 | 41.74 | 54.00 | -12.26 | AV |
| Middle Channel (5230 MHz)-Above 1G | | | | | | | |
| Vertical | 4739.02 | 70.97 | -20.12 | 50.85 | 68.20 | -17.35 | PK |
| Vertical | 4739.02 | 59.43 | -20.12 | 39.30 | 54.00 | -14.70 | AV |
| Vertical | 10460.19 | 63.27 | -9.21 | 54.06 | 68.20 | -14.14 | PK |
| Vertical | 10460.19 | 49.96 | -9.21 | 40.75 | 54.00 | -13.25 | AV |
| Vertical | 15690.08 | 61.78 | -7.79 | 53.99 | 74.00 | -20.01 | PK |
| Vertical | 15690.08 | 49.26 | -7.79 | 41.47 | 54.00 | -12.53 | AV |
| Horizontal | 4739.14 | 74.26 | -20.12 | 54.14 | 68.20 | -14.06 | PK |
| Horizontal | 4739.14 | 59.71 | -20.12 | 39.58 | 54.00 | -14.42 | AV |
| Horizontal | 10460.13 | 60.04 | -9.21 | 50.83 | 68.20 | -17.37 | PK |
| Horizontal | 10460.13 | 49.37 | -9.21 | 40.16 | 54.00 | -13.84 | AV |
| Horizontal | 15690.15 | 61.61 | -7.79 | 53.82 | 74.00 | -20.18 | PK |
| Horizontal | 15690.15 | 49.23 | -7.79 | 41.44 | 54.00 | -12.56 | AV |

Note: PK value is lower than the Average value limit, So average didn't record.
The 26.5-40G amplitude of spurious emissions that are attenuated by more than 20dB below the permissible value has no need to be reported.
Emission level (dBuV/m) = 20 log Emission level (uV/m).
Corrected Reading: Antenna Factor + Cable Loss + Read Level - Preamp Factor = Level.
Test Mode is MIMO Mode.

| Test Mode: | TX(5.1G) - 802.11ac-HT20 |
|---|---|

| Polar | Frequency | Reading Level | Correct Factor | Measure-ment | Limits | Over | Detector Type |
|---|---|---|---|---|---|---|---|
| (H/V) | (MHz) | (dBuV/m) | (dB) | (dBuV/m) | (dBuV/m) | (dB) | |
| Low Channel (5180 MHz)-Above 1G | | | | | | | |
| Vertical | 4434.03 | 73.20 | -20.73 | 52.47 | 68.20 | -15.73 | PK |
| Vertical | 4434.03 | 59.31 | -20.73 | 38.57 | 54.00 | -15.43 | AV |
| Vertical | 10360.02 | 60.91 | -9.36 | 51.55 | 68.20 | -16.65 | PK |
| Vertical | 10360.02 | 49.79 | -9.36 | 40.43 | 54.00 | -13.57 | AV |
| Vertical | 15540.09 | 62.49 | -7.84 | 54.65 | 74.00 | -19.35 | PK |
| Vertical | 15540.09 | 49.35 | -7.84 | 41.51 | 54.00 | -12.49 | AV |
| Horizontal | 4434.03 | 72.14 | -20.73 | 51.41 | 68.20 | -16.79 | PK |
| Horizontal | 4434.03 | 59.03 | -20.73 | 38.30 | 54.00 | -15.70 | AV |
| Horizontal | 10360.07 | 63.78 | -9.36 | 54.42 | 68.20 | -13.78 | PK |
| Horizontal | 10360.07 | 49.53 | -9.36 | 40.17 | 54.00 | -13.83 | AV |
| Horizontal | 15540.19 | 61.56 | -7.84 | 53.72 | 74.00 | -20.28 | PK |
| Horizontal | 15540.19 | 49.21 | -7.84 | 41.37 | 54.00 | -12.63 | AV |
| Middle Channel (5200 MHz)-Above 1G | | | | | | | |
| Vertical | 4592.05 | 72.77 | -20.42 | 52.35 | 74.00 | -21.65 | PK |
| Vertical | 4592.05 | 59.73 | -20.42 | 39.32 | 54.00 | -14.68 | AV |
| Vertical | 10400.07 | 60.60 | -9.30 | 51.30 | 68.20 | -16.90 | PK |
| Vertical | 10400.07 | 49.59 | -9.30 | 40.29 | 54.00 | -13.71 | AV |
| Vertical | 15600.09 | 63.17 | -7.82 | 55.35 | 74.00 | -18.65 | PK |
| Vertical | 15600.09 | 49.34 | -7.82 | 41.52 | 54.00 | -12.48 | AV |
| Horizontal | 4592.14 | 74.47 | -20.42 | 54.05 | 74.00 | -19.95 | PK |
| Horizontal | 4592.14 | 59.88 | -20.42 | 39.46 | 54.00 | -14.54 | AV |
| Horizontal | 10400.03 | 63.24 | -9.30 | 53.94 | 68.20 | -14.26 | PK |
| Horizontal | 10400.03 | 49.62 | -9.30 | 40.32 | 54.00 | -13.68 | AV |
| Horizontal | 15600.10 | 62.61 | -7.82 | 54.79 | 74.00 | -19.21 | PK |
| Horizontal | 15600.10 | 49.38 | -7.82 | 41.56 | 54.00 | -12.44 | AV |
| High Channel (5240 MHz)-Above 1G | | | | | | | |
| Vertical | 4739.09 | 73.66 | -20.12 | 53.54 | 74.00 | -20.46 | PK |
| Vertical | 4739.09 | 59.59 | -20.12 | 39.47 | 54.00 | -14.53 | AV |
| Vertical | 10480.12 | 60.51 | -9.18 | 51.33 | 68.20 | -16.87 | PK |
| Vertical | 10480.12 | 49.92 | -9.18 | 40.74 | 54.00 | -13.26 | AV |
| Vertical | 15720.03 | 63.16 | -7.78 | 55.38 | 74.00 | -18.62 | PK |
| Vertical | 15720.03 | 49.10 | -7.78 | 41.32 | 54.00 | -12.68 | AV |
| Horizontal | 4739.14 | 73.25 | -20.12 | 53.13 | 74.00 | -20.87 | PK |
| Horizontal | 4739.14 | 59.75 | -20.12 | 39.63 | 54.00 | -14.37 | AV |
| Horizontal | 10480.14 | 60.79 | -9.18 | 51.61 | 68.20 | -16.59 | PK |
| Horizontal | 10480.14 | 49.84 | -9.18 | 40.66 | 54.00 | -13.34 | AV |
| Horizontal | 15720.05 | 61.66 | -7.78 | 53.88 | 74.00 | -20.12 | PK |
| Horizontal | 15720.05 | 49.32 | -7.78 | 41.54 | 54.00 | -12.46 | AV |

Note: PK value is lower than the Average value limit, So average didn't record.
The 26.5-40G amplitude of spurious emissions that are attenuated by more than 20dB below the permissible value has no need to be reported.
Emission level (dBuV/m) = 20 log Emission level (uV/m).
Corrected Reading: Antenna Factor + Cable Loss + Read Level - Preamp Factor = Level.
Test Mode is MIMO Mode.

| Test Mode: | TX(5.1G) - 802.11ac-HT40 |
|---|---|

| Polar | Frequency | Reading Level | Correct Factor | Measure-ment | Limits | Over | Detector Type |
|---|---|---|---|---|---|---|---|
| (H/V) | (MHz) | (dBuV/m) | (dB) | (dBuV/m) | (dBuV/m) | (dB) | |
| Low Channel (5190 MHz)-Above 1G | | | | | | | |
| Vertical | 4434.03 | 70.57 | -20.73 | 49.84 | 68.20 | -18.36 | PK |
| Vertical | 4434.03 | 59.82 | -20.73 | 39.09 | 54.00 | -14.91 | AV |
| Vertical | 10380.15 | 61.81 | -9.33 | 52.48 | 68.20 | -15.72 | PK |
| Vertical | 10380.15 | 49.29 | -9.33 | 39.96 | 54.00 | -14.04 | AV |
| Vertical | 15570.11 | 61.29 | -7.83 | 53.46 | 74.00 | -20.54 | PK |
| Vertical | 15570.11 | 49.83 | -7.83 | 42.00 | 54.00 | -12.00 | AV |
| Horizontal | 4434.16 | 74.63 | -20.73 | 53.90 | 74.00 | -20.10 | PK |
| Horizontal | 4434.16 | 59.30 | -20.73 | 38.57 | 54.00 | -15.43 | AV |
| Horizontal | 10380.16 | 62.25 | -9.33 | 52.92 | 68.20 | -15.28 | PK |
| Horizontal | 10380.16 | 49.21 | -9.33 | 39.88 | 54.00 | -14.12 | AV |
| Horizontal | 15570.01 | 64.14 | -7.83 | 56.31 | 74.00 | -17.69 | PK |
| Horizontal | 15570.01 | 49.17 | -7.83 | 41.34 | 54.00 | -12.66 | AV |
| Middle Channel (5230 MHz)-Above 1G | | | | | | | |
| Vertical | 4739.05 | 72.67 | -20.12 | 52.55 | 68.20 | -15.65 | PK |
| Vertical | 4739.05 | 59.08 | -20.12 | 38.96 | 54.00 | -15.04 | AV |
| Vertical | 10460.08 | 61.37 | -9.21 | 52.16 | 68.20 | -16.04 | PK |
| Vertical | 10460.08 | 49.45 | -9.21 | 40.24 | 54.00 | -13.76 | AV |
| Vertical | 15690.18 | 61.25 | -7.79 | 53.46 | 74.00 | -20.54 | PK |
| Vertical | 15690.18 | 49.60 | -7.79 | 41.81 | 54.00 | -12.19 | AV |
| Horizontal | 4739.01 | 72.60 | -20.12 | 52.48 | 68.20 | -15.72 | PK |
| Horizontal | 4739.01 | 59.35 | -20.12 | 39.23 | 54.00 | -14.77 | AV |
| Horizontal | 10460.10 | 62.91 | -9.21 | 53.70 | 68.20 | -14.50 | PK |
| Horizontal | 10460.10 | 49.67 | -9.21 | 40.46 | 54.00 | -13.54 | AV |
| Horizontal | 15690.02 | 61.91 | -7.79 | 54.12 | 74.00 | -19.88 | PK |
| Horizontal | 15690.02 | 49.18 | -7.79 | 41.39 | 54.00 | -12.61 | AV |

Note: PK value is lower than the Average value limit, So average didn't record.
The 26.5-40G amplitude of spurious emissions that are attenuated by more than 20dB below the permissible value has no need to be reported.
Emission level (dBuV/m) = 20 log Emission level (uV/m).
Corrected Reading: Antenna Factor + Cable Loss + Read Level - Preamp Factor = Level.
Test Mode is MIMO Mode.

| Test Mode: | TX(5.1G) - 802.11ac 80 |
|---|---|

| Polar | Frequency | Reading Level | Correct Factor | Measure-ment | Limits | Over | Detector Type |
|---|---|---|---|---|---|---|---|
| (H/V) | (MHz) | (dBuV/m) | (dB) | (dBuV/m) | (dBuV/m) | (dB) | |
| Low Channel (5210 MHz)-Above 1G | | | | | | | |
| Vertical | 4434.09 | 73.23 | -20.73 | 52.50 | 68.20 | -15.70 | PK |
| Vertical | 4434.09 | 59.33 | -20.73 | 38.60 | 54.00 | -15.40 | AV |
| Vertical | 10420.14 | 60.49 | -9.27 | 51.22 | 68.20 | -16.98 | PK |
| Vertical | 10420.14 | 49.24 | -9.27 | 39.97 | 54.00 | -14.03 | AV |
| Vertical | 15630.12 | 61.55 | -7.81 | 53.74 | 74.00 | -20.26 | PK |
| Vertical | 15630.12 | 49.64 | -7.81 | 41.83 | 54.00 | -12.17 | AV |
| Horizontal | 4434.05 | 71.12 | -20.73 | 50.39 | 68.20 | -17.81 | PK |
| Horizontal | 4434.05 | 49.06 | -20.73 | 28.33 | 54.00 | -25.67 | AV |
| Horizontal | 10420.03 | 42.64 | 9.27 | 51.91 | 68.20 | -16.29 | PK |
| Horizontal | 10420.03 | 29.90 | 9.27 | 39.17 | 54.00 | -14.83 | AV |
| Horizontal | 15630.03 | 64.55 | -7.81 | 56.74 | 74.00 | -17.26 | PK |
| Horizontal | 15630.03 | 49.59 | -7.81 | 41.78 | 54.00 | -12.22 | AV |

Note: PK value is lower than the Average value limit, So average didn't record.
The 26.5-40G amplitude of spurious emissions that are attenuated by more than 20dB below the permissible value has no need to be reported.
Emission level (dBuV/m) = 20 log Emission level (uV/m).
Corrected Reading: Antenna Factor + Cable Loss + Read Level - Preamp Factor = Level.
Test Mode is MIMO Mode.

| Test Mode: | TX(5.1G) - 802.11ax-HT20 |
|---|---|

| Polar | Frequency | Reading Level | Correct Factor | Measure-ment | Limits | Over | Detector Type |
|---|---|---|---|---|---|---|---|
| (H/V) | (MHz) | (dBuV/m) | (dB) | (dBuV/m) | (dBuV/m) | (dB) | |
| Low Channel (5180 MHz)-Above 1G | | | | | | | |
| Vertical | 4434.02 | 70.70 | -20.73 | 49.96 | 68.20 | -18.24 | PK |
| Vertical | 4434.02 | 59.82 | -20.73 | 39.09 | 54.00 | -14.91 | AV |
| Vertical | 10360.15 | 64.30 | -9.36 | 54.94 | 68.20 | -13.26 | PK |
| Vertical | 10360.15 | 49.29 | -9.36 | 39.93 | 54.00 | -14.07 | AV |
| Vertical | 15540.03 | 62.85 | -7.84 | 55.01 | 74.00 | -18.99 | PK |
| Vertical | 15540.03 | 49.46 | -7.84 | 41.62 | 54.00 | -12.38 | AV |
| Horizontal | 4434.11 | 72.80 | -20.73 | 52.07 | 68.20 | -16.13 | PK |
| Horizontal | 4434.11 | 59.73 | -20.73 | 39.00 | 54.00 | -15.00 | AV |
| Horizontal | 10360.01 | 60.02 | -9.36 | 50.66 | 68.20 | -17.54 | PK |
| Horizontal | 10360.01 | 49.71 | -9.36 | 40.35 | 54.00 | -13.65 | AV |
| Horizontal | 15540.16 | 60.34 | -7.84 | 52.50 | 74.00 | -21.50 | PK |
| Horizontal | 15540.16 | 49.86 | -7.84 | 42.02 | 54.00 | -11.98 | AV |
| Middle Channel (5200 MHz)-Above 1G | | | | | | | |
| Vertical | 4592.03 | 70.37 | -20.42 | 49.95 | 74.00 | -24.05 | PK |
| Vertical | 4592.03 | 59.34 | -20.42 | 38.93 | 54.00 | -15.07 | AV |
| Vertical | 10400.11 | 61.12 | -9.30 | 51.82 | 68.20 | -16.38 | PK |
| Vertical | 10400.11 | 49.20 | -9.30 | 39.90 | 54.00 | -14.10 | AV |
| Vertical | 15600.14 | 64.78 | -7.82 | 56.96 | 74.00 | -17.04 | PK |
| Vertical | 15600.14 | 49.99 | -7.82 | 42.17 | 54.00 | -11.83 | AV |
| Horizontal | 4592.01 | 70.38 | -20.42 | 49.96 | 74.00 | -24.04 | PK |
| Horizontal | 4592.01 | 59.38 | -20.42 | 38.97 | 54.00 | -15.03 | AV |
| Horizontal | 10400.16 | 63.62 | -9.30 | 54.32 | 68.20 | -13.88 | PK |
| Horizontal | 10400.16 | 49.96 | -9.30 | 40.66 | 54.00 | -13.34 | AV |
| Horizontal | 15600.01 | 63.87 | -7.82 | 56.05 | 74.00 | -17.95 | PK |
| Horizontal | 15600.01 | 49.20 | -7.82 | 41.38 | 54.00 | -12.62 | AV |
| High Channel (5240 MHz)-Above 1G | | | | | | | |
| Vertical | 4739.16 | 70.29 | -20.12 | 50.17 | 74.00 | -23.83 | PK |
| Vertical | 4739.16 | 59.97 | -20.12 | 39.85 | 54.00 | -14.15 | AV |
| Vertical | 10480.05 | 62.64 | -9.18 | 53.46 | 68.20 | -14.74 | PK |
| Vertical | 10480.05 | 49.66 | -9.18 | 40.48 | 54.00 | -13.52 | AV |
| Vertical | 15720.09 | 60.42 | -7.78 | 52.64 | 74.00 | -21.36 | PK |
| Vertical | 15720.09 | 49.58 | -7.78 | 41.80 | 54.00 | -12.20 | AV |
| Horizontal | 4739.08 | 71.97 | -20.12 | 51.85 | 74.00 | -22.15 | PK |
| Horizontal | 4739.08 | 59.14 | -20.12 | 39.02 | 54.00 | -14.98 | AV |
| Horizontal | 10480.05 | 61.90 | -9.18 | 52.72 | 68.20 | -15.48 | PK |
| Horizontal | 10480.05 | 49.90 | -9.18 | 40.72 | 54.00 | -13.28 | AV |
| Horizontal | 15720.07 | 60.49 | -7.78 | 52.71 | 74.00 | -21.29 | PK |
| Horizontal | 15720.07 | 49.11 | -7.78 | 41.33 | 54.00 | -12.67 | AV |

Note: PK value is lower than the Average value limit, So average didn't record.
The 26.5-40G amplitude of spurious emissions that are attenuated by more than 20dB below the permissible value has no need to be reported.
Emission level (dBuV/m) = 20 log Emission level (uV/m).
Corrected Reading: Antenna Factor + Cable Loss + Read Level - Preamp Factor = Level.
Test Mode is MIMO Mode.

| Test Mode: | TX(5.1G) - 802.11ax-HT40 |
|---|---|

| Polar | Frequency | Reading Level | Correct Factor | Measure-ment | Limits | Over | Detector Type |
|---|---|---|---|---|---|---|---|
| (H/V) | (MHz) | (dBuV/m) | (dB) | (dBuV/m) | (dBuV/m) | (dB) | |
| Low Channel (5190 MHz)-Above 1G | | | | | | | |
| Vertical | 4434.15 | 74.47 | -20.73 | 53.74 | 68.20 | -14.46 | PK |
| Vertical | 4434.15 | 59.19 | -20.73 | 38.46 | 54.00 | -15.54 | AV |
| Vertical | 10380.01 | 63.40 | -9.33 | 54.07 | 68.20 | -14.13 | PK |
| Vertical | 10380.01 | 49.61 | -9.33 | 40.28 | 54.00 | -13.72 | AV |
| Vertical | 15570.07 | 63.10 | -7.83 | 55.27 | 74.00 | -18.73 | PK |
| Vertical | 15570.07 | 49.37 | -7.83 | 41.54 | 54.00 | -12.46 | AV |
| Horizontal | 4434.14 | 74.56 | -20.73 | 53.83 | 74.00 | -20.17 | PK |
| Horizontal | 4434.14 | 59.32 | -20.73 | 38.59 | 54.00 | -15.41 | AV |
| Horizontal | 10380.12 | 62.73 | -9.33 | 53.40 | 68.20 | -14.80 | PK |
| Horizontal | 10380.12 | 49.84 | -9.33 | 40.51 | 54.00 | -13.49 | AV |
| Horizontal | 15570.04 | 61.27 | -7.83 | 53.44 | 74.00 | -20.56 | PK |
| Horizontal | 15570.04 | 49.98 | -7.83 | 42.15 | 54.00 | -11.85 | AV |
| Middle Channel (5230 MHz)-Above 1G | | | | | | | |
| Vertical | 4739.14 | 74.10 | -20.12 | 53.98 | 68.20 | -14.22 | PK |
| Vertical | 4739.14 | 59.94 | -20.12 | 39.82 | 54.00 | -14.18 | AV |
| Vertical | 10460.02 | 64.38 | -9.21 | 55.17 | 68.20 | -13.03 | PK |
| Vertical | 10460.02 | 49.40 | -9.21 | 40.19 | 54.00 | -13.81 | AV |
| Vertical | 15690.01 | 62.31 | -7.79 | 54.52 | 74.00 | -19.48 | PK |
| Vertical | 15690.01 | 49.73 | -7.79 | 41.94 | 54.00 | -12.06 | AV |
| Horizontal | 4739.11 | 74.57 | -20.12 | 54.45 | 68.20 | -13.75 | PK |
| Horizontal | 4739.11 | 59.65 | -20.12 | 39.53 | 54.00 | -14.47 | AV |
| Horizontal | 10460.15 | 60.43 | -9.21 | 51.22 | 68.20 | -16.98 | PK |
| Horizontal | 10460.15 | 49.36 | -9.21 | 40.15 | 54.00 | -13.85 | AV |
| Horizontal | 15690.18 | 61.35 | -7.79 | 53.56 | 74.00 | -20.44 | PK |
| Horizontal | 15690.18 | 49.33 | -7.79 | 41.54 | 54.00 | -12.46 | AV |

Note: PK value is lower than the Average value limit, So average didn't record.
The 26.5-40G amplitude of spurious emissions that are attenuated by more than 20dB below the permissible value has no need to be reported.
Emission level (dBuV/m) = 20 log Emission level (uV/m).
Corrected Reading: Antenna Factor + Cable Loss + Read Level - Preamp Factor = Level.
Test Mode is MIMO Mode.

| Test Mode: | TX(5.1G) - 802.11ax 80 |
|---|---|

| Polar | Frequency | Reading Level | Correct Factor | Measure-ment | Limits | Over | Detector Type |
|---|---|---|---|---|---|---|---|
| (H/V) | (MHz) | (dBuV/m) | (dB) | (dBuV/m) | (dBuV/m) | (dB) | |
| Low Channel (5210 MHz)-Above 1G | | | | | | | |
| Vertical | 4434.09 | 74.93 | -20.73 | 54.20 | 68.20 | -14.00 | PK |
| Vertical | 4434.09 | 59.63 | -20.73 | 38.90 | 54.00 | -15.10 | AV |
| Vertical | 10420.08 | 64.33 | -9.27 | 55.06 | 68.20 | -13.14 | PK |
| Vertical | 10420.08 | 49.47 | -9.27 | 40.20 | 54.00 | -13.80 | AV |
| Vertical | 15630.00 | 64.98 | -7.81 | 57.17 | 74.00 | -16.83 | PK |
| Vertical | 15630.00 | 49.54 | -7.81 | 41.73 | 54.00 | -12.27 | AV |
| Horizontal | 4434.14 | 70.86 | -20.73 | 50.13 | 68.20 | -18.07 | PK |
| Horizontal | 4434.14 | 49.12 | -20.73 | 28.39 | 54.00 | -25.61 | AV |
| Horizontal | 10420.19 | 43.07 | 9.27 | 52.34 | 68.20 | -15.86 | PK |
| Horizontal | 10420.19 | 29.62 | 9.27 | 38.89 | 54.00 | -15.11 | AV |
| Horizontal | 15630.08 | 60.16 | -7.81 | 52.35 | 74.00 | -21.65 | PK |
| Horizontal | 15630.08 | 49.20 | -7.81 | 41.39 | 54.00 | -12.61 | AV |

Note: PK value is lower than the Average value limit, So average didn't record.
The 26.5-40G amplitude of spurious emissions that are attenuated by more than 20dB below the permissible value has no need to be reported.
Emission level (dBuV/m) = 20 log Emission level (uV/m).
Corrected Reading: Antenna Factor + Cable Loss + Read Level - Preamp Factor = Level.
Test Mode is MIMO Mode.

| Test Mode: | TX (5.8G) -- 802.11a |
|---|---|

| Polar | Frequency | Reading Level | Correct Factor | Measure-ment | Limits | Over | Detector Type |
|---|---|---|---|---|---|---|---|
| (H/V) | (MHz) | (dBuV/m) | (dB) | (dBuV/m) | (dBuV/m) | (dB) | |
| Low Channel (5745 MHz)-Above 1G | | | | | | | |
| Vertical | 4679.01 | 70.81 | -20.24 | 50.57 | 74.00 | -23.43 | PK |
| Vertical | 4679.01 | 59.70 | -20.24 | 39.46 | 54.00 | -14.54 | AV |
| Vertical | 11490.11 | 61.63 | -8.79 | 52.84 | 68.20 | -15.36 | PK |
| Vertical | 11490.11 | 49.35 | -8.79 | 40.56 | 54.00 | -13.44 | AV |
| Vertical | 17235.02 | 55.61 | -3.18 | 52.43 | 68.20 | -15.77 | PK |
| Vertical | 17235.02 | 44.64 | -3.18 | 41.46 | 54.00 | -12.54 | AV |
| Horizontal | 4679.04 | 70.33 | -20.73 | 49.60 | 74.00 | -24.40 | PK |
| Horizontal | 4679.04 | 59.47 | -20.73 | 38.74 | 54.00 | -15.26 | AV |
| Horizontal | 11490.04 | 64.09 | -8.79 | 55.30 | 68.20 | -12.90 | PK |
| Horizontal | 11490.04 | 49.72 | -8.79 | 40.93 | 54.00 | -13.07 | AV |
| Horizontal | 17235.06 | 56.35 | -3.18 | 53.17 | 68.20 | -15.03 | PK |
| Horizontal | 17235.06 | 44.95 | -3.18 | 41.77 | 54.00 | -12.23 | AV |
| Middle Channel (5785 MHz)-Above 1G | | | | | | | |
| Vertical | 4592.07 | 73.80 | -20.42 | 53.38 | 74.00 | -20.62 | PK |
| Vertical | 4592.07 | 59.12 | -20.42 | 38.71 | 54.00 | -15.29 | AV |
| Vertical | 11570.12 | 61.87 | -8.86 | 53.01 | 68.20 | -15.19 | PK |
| Vertical | 11570.12 | 49.66 | -8.86 | 40.80 | 54.00 | -13.20 | AV |
| Vertical | 17355.12 | 55.23 | -2.52 | 52.71 | 68.20 | -15.49 | PK |
| Vertical | 17355.12 | 44.95 | -2.52 | 42.43 | 54.00 | -11.57 | AV |
| Horizontal | 4592.16 | 73.63 | -20.42 | 53.22 | 74.00 | -20.78 | PK |
| Horizontal | 4592.16 | 59.21 | -20.42 | 38.79 | 54.00 | -15.21 | AV |
| Horizontal | 11570.20 | 62.56 | -8.86 | 53.70 | 68.20 | -14.50 | PK |
| Horizontal | 11570.20 | 49.51 | -8.86 | 40.65 | 54.00 | -13.35 | AV |
| Horizontal | 17355.09 | 57.77 | -2.52 | 55.25 | 68.20 | -12.95 | PK |
| Horizontal | 17355.09 | 44.86 | -2.52 | 42.34 | 54.00 | -11.66 | AV |
| High Channel (5825 MHz)-Above 1G | | | | | | | |
| Vertical | 6039.01 | 71.14 | -18.93 | 52.20 | 68.20 | -16.00 | PK |
| Vertical | 6039.01 | 59.12 | -18.93 | 40.18 | 54.00 | -13.82 | AV |
| Vertical | 11650.11 | 61.79 | -8.92 | 52.87 | 74.00 | -21.13 | PK |
| Vertical | 11650.11 | 49.34 | -8.92 | 40.42 | 54.00 | -13.58 | AV |
| Vertical | 17475.09 | 58.77 | -1.86 | 56.91 | 68.20 | -11.29 | PK |
| Vertical | 17475.09 | 44.34 | -1.86 | 42.48 | 54.00 | -11.52 | AV |
| Horizontal | 6039.01 | 73.80 | -18.93 | 54.87 | 68.20 | -13.33 | PK |
| Horizontal | 6039.01 | 59.77 | -18.93 | 40.84 | 54.00 | -13.16 | AV |
| Horizontal | 11650.14 | 61.36 | -8.92 | 52.44 | 74.00 | -21.56 | PK |
| Horizontal | 11650.14 | 49.11 | -8.92 | 40.19 | 54.00 | -13.81 | AV |
| Horizontal | 17475.05 | 58.50 | -1.86 | 56.64 | 68.20 | -11.56 | PK |
| Horizontal | 17475.05 | 44.48 | -1.86 | 42.62 | 54.00 | -11.38 | AV |

Note: PK value is lower than the Average value limit, So average didn't record.
The 26.5-40G amplitude of spurious emissions that are attenuated by more than 20dB below the permissible value has no need to be reported.
Emission level (dBuV/m) = 20 log Emission level (uV/m).
Corrected Reading: Antenna Factor + Cable Loss + Read Level - Preamp Factor = Level.
The worst case is Antenna A

| Test Mode: | TX (5.8G) --802.11n-HT20 |
|---|---|

| Polar | Frequency | Reading Level | Correct Factor | Measure-ment | Limits | Over | Detector Type |
|---|---|---|---|---|---|---|---|
| (H/V) | (MHz) | (dBuV/m) | (dB) | (dBuV/m) | (dBuV/m) | (dB) | |
| Low Channel (5745 MHz)-Above 1G | | | | | | | |
| Vertical | 4679.13 | 74.21 | -20.24 | 53.97 | 74.00 | -20.03 | PK |
| Vertical | 4679.13 | 59.17 | -20.24 | 38.93 | 54.00 | -15.07 | AV |
| Vertical | 11490.03 | 61.03 | -8.79 | 52.24 | 68.20 | -15.96 | PK |
| Vertical | 11490.03 | 49.93 | -8.79 | 41.14 | 54.00 | -12.86 | AV |
| Vertical | 17235.16 | 59.96 | -3.18 | 56.78 | 68.20 | -11.42 | PK |
| Vertical | 17235.16 | 44.33 | -3.18 | 41.15 | 54.00 | -12.85 | AV |
| Horizontal | 4679.12 | 74.34 | -20.24 | 54.10 | 74.00 | -19.90 | PK |
| Horizontal | 4679.12 | 59.58 | -20.24 | 39.34 | 54.00 | -14.66 | AV |
| Horizontal | 11490.01 | 63.28 | -8.79 | 54.49 | 68.20 | -13.71 | PK |
| Horizontal | 11490.01 | 49.09 | -8.79 | 40.30 | 54.00 | -13.70 | AV |
| Horizontal | 17235.09 | 58.87 | -3.18 | 55.69 | 68.20 | -12.51 | PK |
| Horizontal | 17235.09 | 44.43 | -3.18 | 41.25 | 54.00 | -12.75 | AV |
| Middle Channel (5785 MHz)-Above 1G | | | | | | | |
| Vertical | 4592.07 | 73.35 | -20.42 | 52.93 | 74.00 | -21.07 | PK |
| Vertical | 4592.07 | 59.25 | -20.42 | 38.83 | 54.00 | -15.17 | AV |
| Vertical | 11570.08 | 60.78 | -8.86 | 51.92 | 68.20 | -16.28 | PK |
| Vertical | 11570.08 | 49.81 | -8.86 | 40.95 | 54.00 | -13.05 | AV |
| Vertical | 17355.08 | 55.68 | -2.52 | 53.16 | 68.20 | -15.04 | PK |
| Vertical | 17355.08 | 44.85 | -2.52 | 42.33 | 54.00 | -11.67 | AV |
| Horizontal | 4592.16 | 71.35 | -20.42 | 50.94 | 74.00 | -23.06 | PK |
| Horizontal | 4592.16 | 59.82 | -20.42 | 39.41 | 54.00 | -14.59 | AV |
| Horizontal | 11570.02 | 60.25 | -8.86 | 51.39 | 68.20 | -16.81 | PK |
| Horizontal | 11570.02 | 49.71 | -8.86 | 40.85 | 54.00 | -13.15 | AV |
| Horizontal | 17355.08 | 59.21 | -2.52 | 56.69 | 68.20 | -11.51 | PK |
| Horizontal | 17355.08 | 44.25 | -2.52 | 41.73 | 54.00 | -12.27 | AV |
| High Channel (5825 MHz)-Above 1G | | | | | | | |
| Vertical | 6039.08 | 70.96 | -18.93 | 52.03 | 68.20 | -16.17 | PK |
| Vertical | 6039.08 | 59.11 | -18.93 | 40.18 | 54.00 | -13.82 | AV |
| Vertical | 11650.05 | 60.27 | -8.92 | 51.35 | 74.00 | -22.65 | PK |
| Vertical | 11650.05 | 49.62 | -8.92 | 40.70 | 54.00 | -13.30 | AV |
| Vertical | 17475.10 | 57.75 | -1.86 | 55.89 | 68.20 | -12.31 | PK |
| Vertical | 17475.10 | 44.45 | -1.86 | 42.59 | 54.00 | -11.41 | AV |
| Horizontal | 6039.15 | 70.46 | -18.93 | 51.53 | 68.20 | -16.67 | PK |
| Horizontal | 6039.15 | 59.69 | -18.93 | 40.76 | 54.00 | -13.24 | AV |
| Horizontal | 11650.17 | 60.50 | -8.92 | 51.58 | 74.00 | -22.42 | PK |
| Horizontal | 11650.17 | 49.63 | -8.92 | 40.71 | 54.00 | -13.29 | AV |
| Horizontal | 17475.03 | 56.87 | -1.86 | 55.01 | 68.20 | -13.19 | PK |
| Horizontal | 17475.03 | 44.18 | -1.86 | 42.32 | 54.00 | -11.68 | AV |

Note: PK value is lower than the Average value limit, So average didn't record.
The 26.5-40G amplitude of spurious emissions that are attenuated by more than 20dB below the permissible value has no need to be reported.
Emission level (dBuV/m) = 20 log Emission level (uV/m).
Corrected Reading: Antenna Factor + Cable Loss + Read Level - Preamp Factor = Level.
Test Mode is MIMO Mode.

| Test Mode: | TX (5.8G) -- 802.11n-HT40 |
|---|---|

| Polar | Frequency | Reading Level | Correct Factor | Measure-ment | Limits | Over | Detector Type |
|---|---|---|---|---|---|---|---|
| (H/V) | (MHz) | (dBuV/m) | (dB) | (dBuV/m) | (dBuV/m) | (dB) | |
| Low Channel (5755 MHz)-Above 1G | | | | | | | |
| Vertical | 4679.12 | 70.67 | -20.24 | 50.43 | 74.00 | -23.57 | PK |
| Vertical | 4679.12 | 59.73 | -20.24 | 39.49 | 54.00 | -14.51 | AV |
| Vertical | 11510.17 | 61.83 | -8.81 | 53.02 | 74.00 | -20.98 | PK |
| Vertical | 11510.17 | 49.26 | -8.81 | 40.45 | 54.00 | -13.55 | AV |
| Vertical | 17265.08 | 59.60 | -3.01 | 56.59 | 68.20 | -11.61 | PK |
| Vertical | 17265.08 | 44.48 | -3.01 | 41.47 | 54.00 | -12.53 | AV |
| Horizontal | 4679.00 | 74.73 | -20.24 | 54.49 | 74.00 | -19.51 | PK |
| Horizontal | 4679.00 | 59.11 | -20.24 | 38.87 | 54.00 | -15.13 | AV |
| Horizontal | 11510.01 | 62.64 | -8.81 | 53.83 | 74.00 | -20.17 | PK |
| Horizontal | 11510.01 | 49.29 | -8.81 | 40.48 | 54.00 | -13.52 | AV |
| Horizontal | 17265.07 | 58.37 | -3.01 | 55.36 | 68.20 | -12.84 | PK |
| Horizontal | 17265.07 | 44.76 | -3.01 | 41.75 | 54.00 | -12.25 | AV |
| Middle Channel (5795 MHz)-Above 1G | | | | | | | |
| Vertical | 6039.01 | 72.39 | -18.93 | 53.46 | 68.20 | -14.74 | PK |
| Vertical | 6039.01 | 59.73 | -18.93 | 40.80 | 54.00 | -13.20 | AV |
| Vertical | 11590.11 | 63.11 | -8.87 | 54.24 | 74.00 | -19.76 | PK |
| Vertical | 11590.11 | 49.13 | -8.87 | 40.26 | 54.00 | -13.74 | AV |
| Vertical | 17385.05 | 58.36 | -2.35 | 56.01 | 68.20 | -12.19 | PK |
| Vertical | 17385.05 | 44.28 | -2.35 | 41.93 | 54.00 | -12.07 | AV |
| Horizontal | 6039.11 | 71.74 | -18.93 | 52.81 | 68.20 | -15.39 | PK |
| Horizontal | 6039.11 | 59.32 | -18.93 | 40.38 | 54.00 | -13.62 | AV |
| Horizontal | 11590.19 | 63.50 | -8.87 | 54.63 | 74.00 | -19.37 | PK |
| Horizontal | 11590.19 | 49.34 | -8.87 | 40.47 | 54.00 | -13.53 | AV |
| Horizontal | 17385.10 | 55.50 | -2.35 | 53.15 | 68.20 | -15.05 | PK |
| Horizontal | 17385.10 | 44.89 | -2.35 | 42.54 | 54.00 | -11.46 | AV |

Note: PK value is lower than the Average value limit, So average didn't record.
The 26.5-40G amplitude of spurious emissions that are attenuated by more than 20dB below the permissible value has no need to be reported.
Emission level (dBuV/m) = 20 log Emission level (uV/m).
Corrected Reading: Antenna Factor + Cable Loss + Read Level - Preamp Factor = Level.
Test Mode is MIMO Mode.

| Test Mode: | TX (5.8G) --802.11ac-HT20 |
|---|---|

| Polar | Frequency | Reading Level | Correct Factor | Measure-ment | Limits | Over | Detector Type |
|---|---|---|---|---|---|---|---|
| (H/V) | (MHz) | (dBuV/m) | (dB) | (dBuV/m) | (dBuV/m) | (dB) | |
| Low Channel (5745 MHz)-Above 1G | | | | | | | |
| Vertical | 4679.04 | 73.72 | -20.24 | 53.48 | 74.00 | -20.52 | PK |
| Vertical | 4679.04 | 59.58 | -20.24 | 39.34 | 54.00 | -14.66 | AV |
| Vertical | 11490.14 | 64.55 | -8.79 | 55.76 | 68.20 | -12.44 | PK |
| Vertical | 11490.14 | 49.75 | -8.79 | 40.96 | 54.00 | -13.04 | AV |
| Vertical | 17235.17 | 56.17 | -3.18 | 52.99 | 68.20 | -15.21 | PK |
| Vertical | 17235.17 | 44.69 | -3.18 | 41.51 | 54.00 | -12.49 | AV |
| Horizontal | 4679.05 | 73.98 | -20.24 | 53.74 | 74.00 | -20.26 | PK |
| Horizontal | 4679.05 | 59.67 | -20.24 | 39.43 | 54.00 | -14.57 | AV |
| Horizontal | 11490.17 | 63.71 | -8.79 | 54.92 | 68.20 | -13.28 | PK |
| Horizontal | 11490.17 | 49.21 | -8.79 | 40.42 | 54.00 | -13.58 | AV |
| Horizontal | 17235.19 | 56.90 | -3.18 | 53.72 | 68.20 | -14.48 | PK |
| Horizontal | 17235.19 | 44.87 | -3.18 | 41.69 | 54.00 | -12.31 | AV |
| Middle Channel (5785 MHz)-Above 1G | | | | | | | |
| Vertical | 4592.10 | 70.19 | -20.42 | 49.77 | 74.00 | -24.23 | PK |
| Vertical | 4592.10 | 59.15 | -20.42 | 38.73 | 54.00 | -15.27 | AV |
| Vertical | 11570.07 | 64.64 | -8.86 | 55.78 | 68.20 | -12.42 | PK |
| Vertical | 11570.07 | 49.50 | -8.86 | 40.64 | 54.00 | -13.36 | AV |
| Vertical | 17355.18 | 58.60 | -2.52 | 56.08 | 68.20 | -12.12 | PK |
| Vertical | 17355.18 | 44.97 | -2.52 | 42.45 | 54.00 | -11.55 | AV |
| Horizontal | 4592.09 | 70.30 | -20.42 | 49.88 | 74.00 | -24.12 | PK |
| Horizontal | 4592.09 | 59.25 | -20.42 | 38.84 | 54.00 | -15.16 | AV |
| Horizontal | 11570.14 | 63.29 | -8.86 | 54.43 | 68.20 | -13.77 | PK |
| Horizontal | 11570.14 | 49.99 | -8.86 | 41.13 | 54.00 | -12.87 | AV |
| Horizontal | 17355.01 | 55.94 | -2.52 | 53.42 | 68.20 | -14.78 | PK |
| Horizontal | 17355.01 | 44.11 | -2.52 | 41.59 | 54.00 | -12.41 | AV |
| High Channel (5825 MHz)-Above 1G | | | | | | | |
| Vertical | 6039.02 | 74.98 | -18.93 | 56.05 | 68.20 | -12.15 | PK |
| Vertical | 6039.02 | 59.75 | -18.93 | 40.82 | 54.00 | -13.18 | AV |
| Vertical | 11650.11 | 64.32 | -8.92 | 55.40 | 74.00 | -18.60 | PK |
| Vertical | 11650.11 | 49.82 | -8.92 | 40.90 | 54.00 | -13.10 | AV |
| Vertical | 17475.19 | 59.27 | -1.86 | 57.41 | 68.20 | -10.79 | PK |
| Vertical | 17475.19 | 44.91 | -1.86 | 43.05 | 54.00 | -10.95 | AV |
| Horizontal | 6039.10 | 73.86 | -18.93 | 54.93 | 68.20 | -13.27 | PK |
| Horizontal | 6039.10 | 59.07 | -18.93 | 40.14 | 54.00 | -13.86 | AV |
| Horizontal | 11650.05 | 61.78 | -8.92 | 52.86 | 74.00 | -21.14 | PK |
| Horizontal | 11650.05 | 49.65 | -8.92 | 40.73 | 54.00 | -13.27 | AV |
| Horizontal | 17475.18 | 57.82 | -1.86 | 55.96 | 68.20 | -12.24 | PK |
| Horizontal | 17475.18 | 44.02 | -1.86 | 42.16 | 54.00 | -11.84 | AV |

Note: PK value is lower than the Average value limit, So average didn't record.
The 26.5-40G amplitude of spurious emissions that are attenuated by more than 20dB below the permissible value has no need to be reported.
Emission level (dBuV/m) = 20 log Emission level (uV/m).
Corrected Reading: Antenna Factor + Cable Loss + Read Level - Preamp Factor = Level.
Test Mode is MIMO Mode.

| Test Mode : | TX (5.8G) -- 802.11ac-HT40 |
|---|---|

| Polar (H/V) | Frequency (MHz) | Reading Level (dBuV/m) | Correct Factor (dB) | Measure-ment (dBuV/m) | Limits (dBuV/m) | Over (dB) | Detector Type |
|---|---|---|---|---|---|---|---|
| Low Channel (5755 MHz)-Above 1G | | | | | | | |
| Vertical | 4679.16 | 71.62 | -20.24 | 51.37 | 74.00 | -22.63 | PK |
| Vertical | 4679.16 | 59.38 | -20.24 | 39.14 | 54.00 | -14.86 | AV |
| Vertical | 11510.17 | 63.99 | -8.81 | 55.18 | 74.00 | -18.82 | PK |
| Vertical | 11510.17 | 49.04 | -8.81 | 40.23 | 54.00 | -13.77 | AV |
| Vertical | 17265.06 | 56.29 | -3.01 | 53.28 | 68.20 | -14.92 | PK |
| Vertical | 17265.06 | 44.80 | -3.01 | 41.79 | 54.00 | -12.21 | AV |
| Horizontal | 4679.06 | 74.62 | -20.24 | 54.37 | 74.00 | -19.63 | PK |
| Horizontal | 4679.06 | 59.64 | -20.24 | 39.40 | 54.00 | -14.60 | AV |
| Horizontal | 11510.11 | 62.18 | -8.81 | 53.37 | 74.00 | -20.63 | PK |
| Horizontal | 11510.11 | 49.91 | -8.81 | 41.10 | 54.00 | -12.90 | AV |
| Horizontal | 17265.12 | 59.25 | -3.01 | 56.24 | 68.20 | -11.96 | PK |
| Horizontal | 17265.12 | 44.19 | -3.01 | 41.18 | 54.00 | -12.82 | AV |
| Middle Channel (5795 MHz)-Above 1G | | | | | | | |
| Vertical | 6039.12 | 73.55 | -18.93 | 54.62 | 68.20 | -13.58 | PK |
| Vertical | 6039.12 | 59.58 | -18.93 | 40.65 | 54.00 | -13.35 | AV |
| Vertical | 11590.04 | 64.46 | -8.87 | 55.59 | 74.00 | -18.41 | PK |
| Vertical | 11590.04 | 49.35 | -8.87 | 40.48 | 54.00 | -13.52 | AV |
| Vertical | 17385.10 | 55.32 | -2.35 | 52.97 | 68.20 | -15.23 | PK |
| Vertical | 17385.10 | 44.20 | -2.35 | 41.85 | 54.00 | -12.15 | AV |
| Horizontal | 6039.15 | 73.79 | -18.93 | 54.86 | 68.20 | -13.34 | PK |
| Horizontal | 6039.15 | 59.80 | -18.93 | 40.87 | 54.00 | -13.13 | AV |
| Horizontal | 11590.02 | 63.95 | -8.87 | 55.08 | 74.00 | -18.92 | PK |
| Horizontal | 11590.02 | 49.45 | -8.87 | 40.58 | 54.00 | -13.42 | AV |
| Horizontal | 17385.16 | 55.24 | -2.35 | 52.89 | 68.20 | -15.31 | PK |
| Horizontal | 17385.16 | 44.22 | -2.35 | 41.87 | 54.00 | -12.13 | AV |

Note: PK value is lower than the Average value limit, So average didn't record.
The 26.5-40G amplitude of spurious emissions that are attenuated by more than 20dB below the permissible value has no need to be reported.
Emission level (dBuV/m) = 20 log Emission level (uV/m).
Corrected Reading: Antenna Factor + Cable Loss + Read Level - Preamp Factor = Level.
Test Mode is MIMO Mode.

| Test Mode : | TX (5.8G) -- 802.11ac 80 |
|---|---|

| Polar | Frequency | Reading Level | Correct Factor | Measure-ment | Limits | Over | Detector Type |
|---|---|---|---|---|---|---|---|
| (H/V) | (MHz) | (dBuV/m) | (dB) | (dBuV/m) | (dBuV/m) | (dB) | |
| Low Channel (5775 MHz)-Above 1G | | | | | | | |
| Vertical | 4679.18 | 74.33 | -20.24 | 54.09 | 74.00 | -19.91 | PK |
| Vertical | 4679.18 | 59.10 | -20.24 | 38.86 | 54.00 | -15.14 | AV |
| Vertical | 11550.18 | 62.92 | -8.84 | 54.08 | 74.00 | -19.92 | PK |
| Vertical | 11550.18 | 49.44 | -8.84 | 40.60 | 54.00 | -13.40 | AV |
| Vertical | 17325.06 | 56.73 | -2.68 | 54.05 | 68.20 | -14.15 | PK |
| Vertical | 17325.06 | 44.61 | -2.68 | 41.93 | 54.00 | -12.07 | AV |
| Horizontal | 4679.00 | 72.35 | -20.24 | 52.11 | 74.00 | -21.89 | PK |
| Horizontal | 4679.00 | 59.28 | -20.24 | 39.04 | 54.00 | -14.96 | AV |
| Horizontal | 11550.07 | 60.39 | -8.84 | 51.55 | 74.00 | -22.45 | PK |
| Horizontal | 11550.07 | 49.70 | -8.84 | 40.86 | 54.00 | -13.14 | AV |
| Horizontal | 17325.10 | 58.98 | -2.68 | 56.30 | 68.20 | -11.90 | PK |
| Horizontal | 17325.10 | 44.31 | -2.68 | 41.63 | 54.00 | -12.37 | AV |

Note: PK value is lower than the Average value limit, So average didn't record.
The 26.5-40G amplitude of spurious emissions that are attenuated by more than 20dB below the permissible value has no need to be reported.
Emission level (dBuV/m) = 20 log Emission level (uV/m).
Corrected Reading: Antenna Factor + Cable Loss + Read Level - Preamp Factor = Level.
Test Mode is MIMO Mode.

| Test Mode: | TX (5.8G) --802.11ax-HT20 |
|---|---|

| Polar | Frequency | Reading Level | Correct Factor | Measure-ment | Limits | Over | Detector Type |
|---|---|---|---|---|---|---|---|
| (H/V) | (MHz) | (dBuV/m) | (dB) | (dBuV/m) | (dBuV/m) | (dB) | |
| Low Channel (5745 MHz)-Above 1G | | | | | | | |
| Vertical | 4679.11 | 74.04 | -20.24 | 53.80 | 74.00 | -20.20 | PK |
| Vertical | 4679.11 | 59.63 | -20.24 | 39.39 | 54.00 | -14.61 | AV |
| Vertical | 11490.14 | 62.52 | -8.79 | 53.73 | 68.20 | -14.47 | PK |
| Vertical | 11490.14 | 49.61 | -8.79 | 40.82 | 54.00 | -13.18 | AV |
| Vertical | 17235.01 | 59.30 | -3.18 | 56.12 | 68.20 | -12.08 | PK |
| Vertical | 17235.01 | 44.34 | -3.18 | 41.16 | 54.00 | -12.84 | AV |
| Horizontal | 4679.18 | 74.96 | -20.24 | 54.72 | 74.00 | -19.28 | PK |
| Horizontal | 4679.18 | 59.32 | -20.24 | 39.08 | 54.00 | -14.92 | AV |
| Horizontal | 11490.09 | 60.11 | -8.79 | 51.32 | 68.20 | -16.88 | PK |
| Horizontal | 11490.09 | 49.14 | -8.79 | 40.35 | 54.00 | -13.65 | AV |
| Horizontal | 17235.20 | 56.12 | -3.18 | 52.94 | 68.20 | -15.26 | PK |
| Horizontal | 17235.20 | 44.61 | -3.18 | 41.43 | 54.00 | -12.57 | AV |
| Middle Channel (5785 MHz)-Above 1G | | | | | | | |
| Vertical | 4592.16 | 73.55 | -20.42 | 53.14 | 74.00 | -20.86 | PK |
| Vertical | 4592.16 | 59.70 | -20.42 | 39.29 | 54.00 | -14.71 | AV |
| Vertical | 11570.16 | 63.45 | -8.86 | 54.59 | 68.20 | -13.61 | PK |
| Vertical | 11570.16 | 49.80 | -8.86 | 40.94 | 54.00 | -13.06 | AV |
| Vertical | 17355.13 | 55.15 | -2.52 | 52.63 | 68.20 | -15.57 | PK |
| Vertical | 17355.13 | 44.75 | -2.52 | 42.23 | 54.00 | -11.77 | AV |
| Horizontal | 4592.19 | 73.72 | -20.42 | 53.31 | 74.00 | -20.69 | PK |
| Horizontal | 4592.19 | 59.49 | -20.42 | 39.07 | 54.00 | -14.93 | AV |
| Horizontal | 11570.04 | 61.68 | -8.86 | 52.82 | 68.20 | -15.38 | PK |
| Horizontal | 11570.04 | 49.06 | -8.86 | 40.20 | 54.00 | -13.80 | AV |
| Horizontal | 17355.07 | 55.48 | -2.52 | 52.96 | 68.20 | -15.24 | PK |
| Horizontal | 17355.07 | 44.76 | -2.52 | 42.24 | 54.00 | -11.76 | AV |
| High Channel (5825 MHz)-Above 1G | | | | | | | |
| Vertical | 6039.08 | 71.63 | -18.93 | 52.70 | 68.20 | -15.50 | PK |
| Vertical | 6039.08 | 59.62 | -18.93 | 40.69 | 54.00 | -13.31 | AV |
| Vertical | 11650.00 | 61.54 | -8.92 | 52.62 | 74.00 | -21.38 | PK |
| Vertical | 11650.00 | 49.22 | -8.92 | 40.30 | 54.00 | -13.70 | AV |
| Vertical | 17475.07 | 55.81 | -1.86 | 53.95 | 68.20 | -14.25 | PK |
| Vertical | 17475.07 | 44.10 | -1.86 | 42.24 | 54.00 | -11.76 | AV |
| Horizontal | 6039.15 | 74.40 | -18.93 | 55.46 | 68.20 | -12.74 | PK |
| Horizontal | 6039.15 | 59.41 | -18.93 | 40.48 | 54.00 | -13.52 | AV |
| Horizontal | 11650.16 | 62.81 | -8.92 | 53.89 | 74.00 | -20.11 | PK |
| Horizontal | 11650.16 | 49.85 | -8.92 | 40.93 | 54.00 | -13.07 | AV |
| Horizontal | 17475.17 | 55.08 | -1.86 | 53.22 | 68.20 | -14.98 | PK |
| Horizontal | 17475.17 | 44.64 | -1.86 | 42.78 | 54.00 | -11.22 | AV |

Note: PK value is lower than the Average value limit, So average didn't record.
The 26.5-40G amplitude of spurious emissions that are attenuated by more than 20dB below the permissible value has no need to be reported.
Emission level (dBuV/m) = 20 log Emission level (uV/m).
Corrected Reading: Antenna Factor + Cable Loss + Read Level - Preamp Factor = Level.
Test Mode is MIMO Mode.

| Test Mode : | TX (5.8G) -- 802.11ax-HT40 |
|---|---|

| Polar (H/V) | Frequency (MHz) | Reading Level (dBuV/m) | Correct Factor (dB) | Measure-ment (dBuV/m) | Limits (dBuV/m) | Over (dB) | Detector Type |
|---|---|---|---|---|---|---|---|
| Low Channel (5755 MHz)-Above 1G | | | | | | | |
| Vertical | 4679.04 | 72.09 | -20.24 | 51.84 | 74.00 | -22.16 | PK |
| Vertical | 4679.04 | 59.08 | -20.24 | 38.84 | 54.00 | -15.16 | AV |
| Vertical | 11510.15 | 64.13 | -8.81 | 55.32 | 74.00 | -18.68 | PK |
| Vertical | 11510.15 | 49.89 | -8.81 | 41.08 | 54.00 | -12.92 | AV |
| Vertical | 17265.19 | 55.47 | -3.01 | 52.46 | 68.20 | -15.74 | PK |
| Vertical | 17265.19 | 44.95 | -3.01 | 41.94 | 54.00 | -12.06 | AV |
| Horizontal | 4679.20 | 70.22 | -20.24 | 49.98 | 74.00 | -24.02 | PK |
| Horizontal | 4679.20 | 59.36 | -20.24 | 39.12 | 54.00 | -14.88 | AV |
| Horizontal | 11510.06 | 60.42 | -8.81 | 51.61 | 74.00 | -22.39 | PK |
| Horizontal | 11510.06 | 49.65 | -8.81 | 40.84 | 54.00 | -13.16 | AV |
| Horizontal | 17265.10 | 59.45 | -3.01 | 56.44 | 68.20 | -11.76 | PK |
| Horizontal | 17265.10 | 44.54 | -3.01 | 41.53 | 54.00 | -12.47 | AV |
| Middle Channel (5795 MHz)-Above 1G | | | | | | | |
| Vertical | 6039.12 | 74.74 | -18.93 | 55.81 | 68.20 | -12.39 | PK |
| Vertical | 6039.12 | 59.42 | -18.93 | 40.49 | 54.00 | -13.51 | AV |
| Vertical | 11590.07 | 62.96 | -8.87 | 54.09 | 74.00 | -19.91 | PK |
| Vertical | 11590.07 | 49.79 | -8.87 | 40.92 | 54.00 | -13.08 | AV |
| Vertical | 17385.13 | 56.80 | -2.35 | 54.45 | 68.20 | -13.75 | PK |
| Vertical | 17385.13 | 44.73 | -2.35 | 42.38 | 54.00 | -11.62 | AV |
| Horizontal | 6039.12 | 72.81 | -18.93 | 53.88 | 68.20 | -14.32 | PK |
| Horizontal | 6039.12 | 59.94 | -18.93 | 41.01 | 54.00 | -12.99 | AV |
| Horizontal | 11590.02 | 61.54 | -8.87 | 52.67 | 74.00 | -21.33 | PK |
| Horizontal | 11590.02 | 49.27 | -8.87 | 40.40 | 54.00 | -13.60 | AV |
| Horizontal | 17385.13 | 55.64 | -2.35 | 53.29 | 68.20 | -14.91 | PK |
| Horizontal | 17385.13 | 44.69 | -2.35 | 42.34 | 54.00 | -11.66 | AV |

Note: PK value is lower than the Average value limit, So average didn't record.
The 26.5-40G amplitude of spurious emissions that are attenuated by more than 20dB below the permissible value has no need to be reported.
Emission level (dBuV/m) = 20 log Emission level (uV/m).
Corrected Reading: Antenna Factor + Cable Loss + Read Level - Preamp Factor = Level.
Test Mode is MIMO Mode.

| Test Mode : | TX (5.8G) -- 802.11ax 80 |
|---|---|

| Polar | Frequency | Reading Level | Correct Factor | Measure-ment | Limits | Over | Detector Type |
|---|---|---|---|---|---|---|---|
| (H/V) | (MHz) | (dBuV/m) | (dB) | (dBuV/m) | (dBuV/m) | (dB) | |
| Low Channel (5775 MHz)-Above 1G | | | | | | | |
| Vertical | 4679.05 | 72.44 | -20.24 | 52.20 | 74.00 | -21.80 | PK |
| Vertical | 4679.05 | 59.23 | -20.24 | 38.99 | 54.00 | -15.01 | AV |
| Vertical | 11550.10 | 62.94 | -8.84 | 54.10 | 74.00 | -19.90 | PK |
| Vertical | 11550.10 | 49.46 | -8.84 | 40.62 | 54.00 | -13.38 | AV |
| Vertical | 17325.15 | 59.41 | -2.68 | 56.73 | 68.20 | -11.47 | PK |
| Vertical | 17325.15 | 44.31 | -2.68 | 41.63 | 54.00 | -12.37 | AV |
| Horizontal | 4679.07 | 74.10 | -20.24 | 53.86 | 74.00 | -20.14 | PK |
| Horizontal | 4679.07 | 59.56 | -20.24 | 39.31 | 54.00 | -14.69 | AV |
| Horizontal | 11550.19 | 64.59 | -8.84 | 55.75 | 74.00 | -18.25 | PK |
| Horizontal | 11550.19 | 49.51 | -8.84 | 40.67 | 54.00 | -13.33 | AV |
| Horizontal | 17325.19 | 58.61 | -2.68 | 55.93 | 68.20 | -12.27 | PK |
| Horizontal | 17325.19 | 44.89 | -2.68 | 42.21 | 54.00 | -11.79 | AV |

Note: PK value is lower than the Average value limit, So average didn't record.
The 26.5-40G amplitude of spurious emissions that are attenuated by more than 20dB below the permissible value has no need to be reported.
Emission level (dBuV/m) = 20 log Emission level (uV/m).
Corrected Reading: Antenna Factor + Cable Loss + Read Level - Preamp Factor = Level.
Test Mode is MIMO Mode.

# 8. Power Spectral Density Test

## 8.1 Block Diagram Of Test Setup




## 8.2 Limit

For the band 5.15-5.25 GHz,
(i) For an outdoor access point operating in the band 5.15-5.25 GHz, the maximum power spectral density shall not exceed 17 dBm in any 1 megahertz band. If transmitting antennas of directional gain greater than 6 dBi are used, both the maximum conducted output power and the maximum power spectral density shall be reduced by the amount in dB that the directional gain of the antenna exceeds 6 dBi. The maximum e.i.r.p. at any elevation angle above 30 degrees as measured from the horizon must not exceed 125 mW (21 dBm).
(ii) For an indoor access point operating in the band 5.15-5.25 GHz, the maximum power spectral density shall not exceed 17 dBm in any 1 megahertz band. If transmitting antennas of directional gain greater than 6 dBi are used, both the maximum conducted output power and the maximum power spectral density shall be reduced by the amount in dB that the directional gain of the antenna exceeds 6 dBi.
(iii) For fixed point-to-point access points operating in the band 5.15-5.25 GHz, the maximum power spectral density shall not exceed 17 dBm in any 1 megahertz band. Fixed point-to-point U-NII devices may employ antennas with directional gain up to 23 dBi without any corresponding reduction in the maximum conducted output power or maximum power spectral density. For fixed point-to-point transmitters that employ a directional antenna gain greater than 23 dBi, a 1 dB reduction in maximum conducted output power and maximum power spectral density is required for each 1 dB of antenna gain in excess of 23 dBi. Fixed, point-to-point operations exclude the use of point-to-multipoint systems, omnidirectional applications, and multiple collocated transmitters transmitting the same information. The operator of the U-NII device, or if the equipment is professionally installed, the installer, is responsible for ensuring that systems employing high gain directional antennas are used exclusively for fixed, point-to-point operations.
(iv) For client devices in the 5.15-5.25 GHz band, the maximum power spectral density shall not exceed 11 dBm in any 1 megahertz band. If transmitting antennas of directional gain greater than 6 dBi are used, both the maximum conducted output power and the maximum power spectral density shall be reduced by the amount in dB that the directional gain of the antenna exceeds 6 dBi.
For the band 5.725-5.85 GHz
(3)For the band 5.725-5.85 GHz, the maximum power spectral density shall not exceed 30 dBm in any 500-kHz band. If transmitting antennas of directional gain greater than 6 dBi are used, both the maximum conducted output power and the maximum power spectral density shall be reduced by the amount in dB that the directional gain of the antenna exceeds 6 dBi.

## 8.3 Test Procedure

For devices operating in the bands 5.15-5.25 GHz, 5.25-5.35 GHz, and 5.47-5.725 GHz, the above procedures make use of 1 MHz RBW to satisfy directly the 1 MHz reference bandwidth specified in § 15.407(a)(5). For devices operating in the band 5.725-5.85 GHz, the rules specify a measurement bandwidth of 500 kHz. Many spectrum analyzers do not have 500 kHz RBW, thus a narrower RBW may need to be used. The rules permit the use of a RBWs less than 1 MHz, or 500 kHz, “provided that the measured power is integrated over the full reference bandwidth” to show the total power over the specified measurement bandwidth (i.e., 1 MHz, or 500 kHz). If measurements are performed using a reduced resolution bandwidth (< 1 MHz, or < 500 kHz) and integrated over 1 MHz, or 500 KHz bandwidth, the following adjustments to the procedures apply:
a) Set RBW ≥ 1/T, where T is defined in section II.B.I.a).
b) Set VBW ≥ 3 RBW.
c) If measurement bandwidth of Maximum PSD is specified in 500 kHz, add 10log(500kHz/RBW) to the measured result, whereas RBW (< 500 KHz) is the reduced resolution bandwidth of the spectrum analyzer set during measurement.
d) If measurement bandwidth of Maximum PSD is specified in 1 MHz, add 10log(1MHz/RBW) to the measured result, whereas RBW (< 1 MHz) is the reduced resolution bandwidth of spectrum analyzer set during measurement.
e) Care must be taken to ensure that the measurements are performed during a period of continuous transmission or are corrected upward for duty cycle.
Note: As a practical matter, it is recommended to use reduced RBW of 100 kHz for the sections 5.c) and 5.d) above, since RBW=100 KHZ is available on nearly all spectrum analyzers.

## 8.4 EUT Operating Conditions

The EUT was configured for testing in a typical fashion (as a customer would normally use it). The EUT has been programmed to continuously transmit during test. This operating condition was tested and used to collect the included data.

## 8.5 Test Result

| | | | |
|---|---|---|---|
| Temperature: | 26 ℃ | Relative Humidity: | 54% |
| Pressure: | 101kPa | Test Voltage: | DC 11.4V |
| Test Mode: | TX Frequency U-NII-1 (5180-5240MHz) | | |

| Condition | Mode | Frequency (MHz) | Measured Power Density (dBm/MHz) | | | Limit (dBm/MHz) | Result |
|---|---|---|---|---|---|---|---|
| | | | ANT A | ANT B | Total | | |
| NVNT | a | 5180 | -4.3 | -3.93 | / | 11 | PASS |
| NVNT | a | 5200 | -3.92 | -4.14 | / | 11 | PASS |
| NVNT | a | 5240 | -3.63 | **-3.5** | / | 11 | PASS |
| NVNT | n20 | 5180 | -5.69 | -5.61 | -2.64 | 10.51 | PASS |
| NVNT | n20 | 5200 | -5.34 | -5.62 | -2.47 | 10.51 | PASS |
| NVNT | n20 | 5240 | -4.91 | -4.87 | -1.88 | 10.51 | PASS |
| NVNT | n40 | 5190 | -9.9 | -9.25 | -6.55 | 10.51 | PASS |
| NVNT | n40 | 5230 | -9.31 | -9.09 | -6.19 | 10.51 | PASS |
| NVNT | ac20 | 5180 | -6.01 | -5.48 | -2.73 | 10.51 | PASS |
| NVNT | ac20 | 5200 | -5.11 | -5.67 | -2.37 | 10.51 | PASS |
| NVNT | ac20 | 5240 | -4.9 | -4.87 | -1.87 | 10.51 | PASS |
| NVNT | ac40 | 5190 | -9.92 | -9.7 | -6.80 | 10.51 | PASS |
| NVNT | ac40 | 5230 | -9.41 | -9.05 | -6.22 | 10.51 | PASS |
| NVNT | ac80 | 5210 | -13.18 | -12.96 | -10.06 | 10.51 | PASS |
| NVNT | ax20 | 5180 | -6.4 | -5.84 | -3.10 | 10.51 | PASS |
| NVNT | ax20 | 5200 | -5.77 | -5.8 | -2.77 | 10.51 | PASS |
| NVNT | ax20 | 5240 | -5.14 | -5.1 | -2.11 | 10.51 | PASS |
| NVNT | ax40 | 5190 | -10.45 | -9.96 | -7.19 | 10.51 | PASS |
| NVNT | ax40 | 5230 | -9.45 | -9.51 | -6.47 | 10.51 | PASS |
| NVNT | ax80 | 5210 | -14.27 | -14.19 | -11.22 | 10.51 | PASS |

Note:
Antenna A gain:3.48 dBi, Antenna B gain: 1.39 dBi, Directional gain=[ GainANT + 10 log(NANT) dBi] =6.49 dbi>6dbi
Limit=11-(6.49-6)=10.51 dbi

Note: A(B) Represent the value of antenna A and B, The worst data is Antenna B, only shown Antenna B Plot.

**Test Graphs**

PSD NVNT a 5180MHz

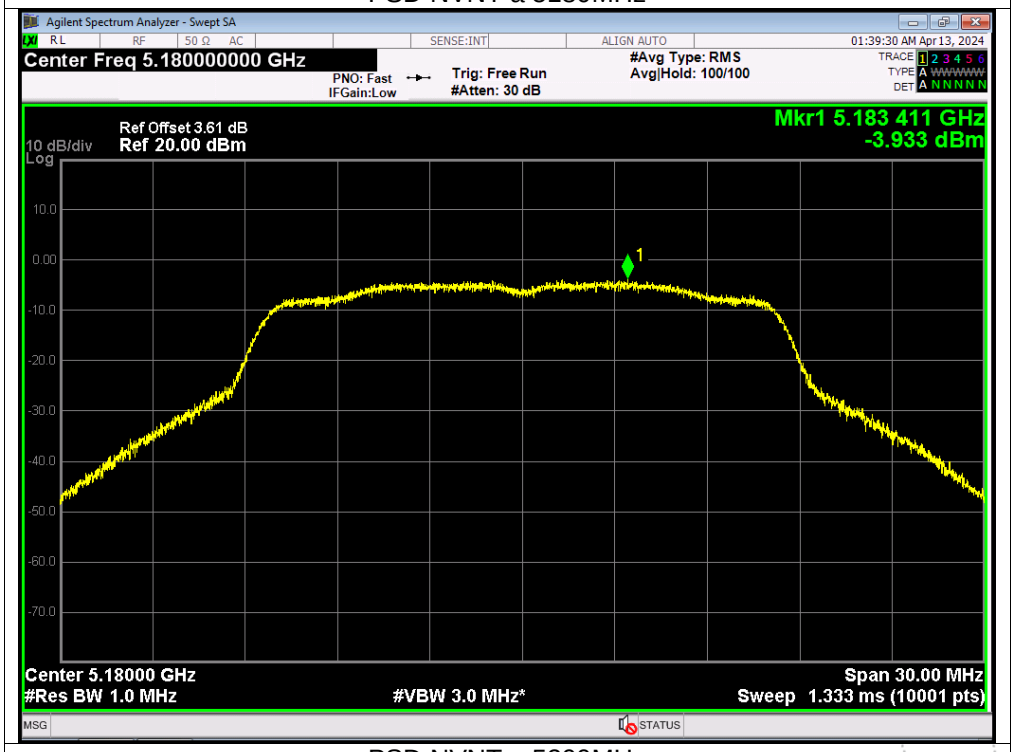


PSD NVNT a 5200MHz

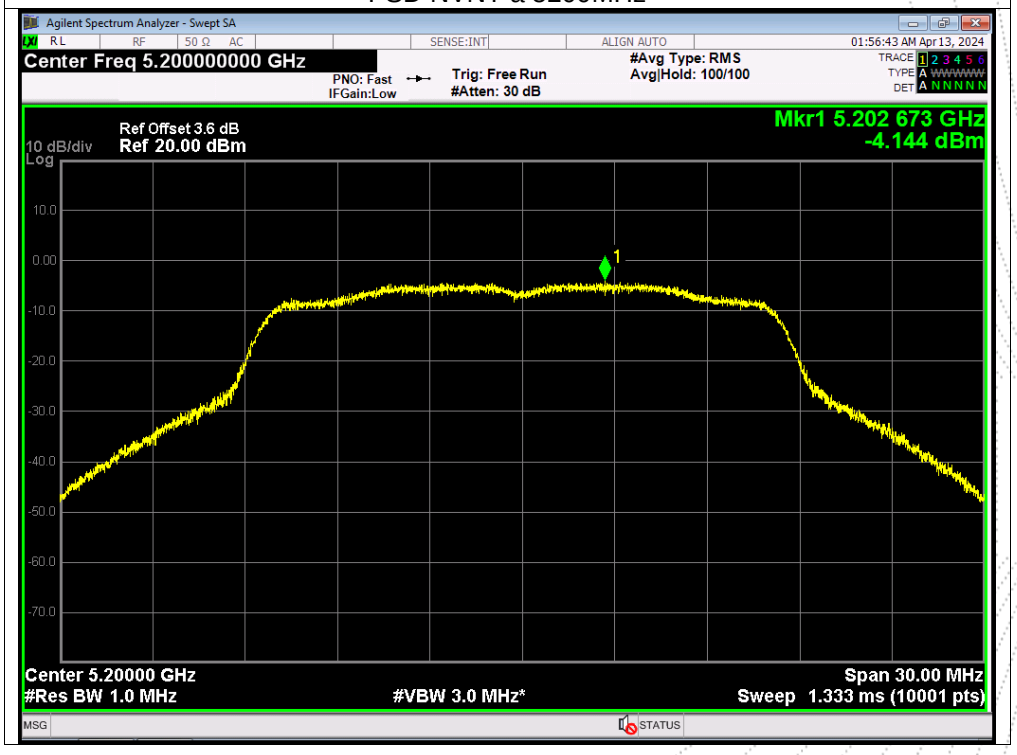

PSD NVNT a 5240MHz

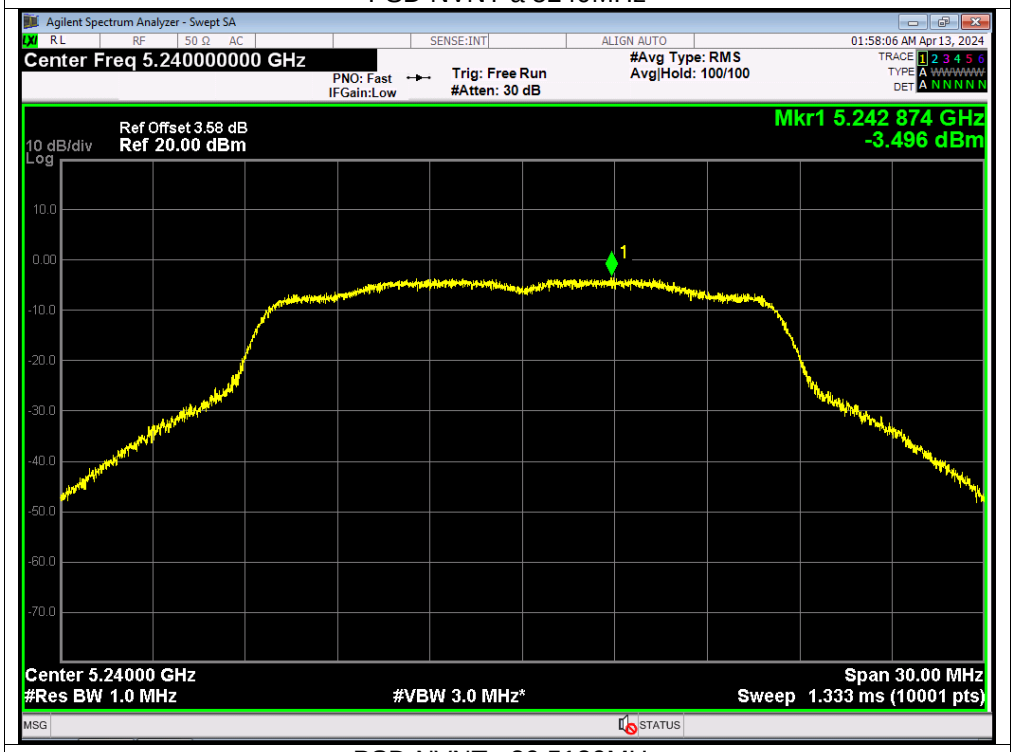


PSD NVNT n20 5180MHz

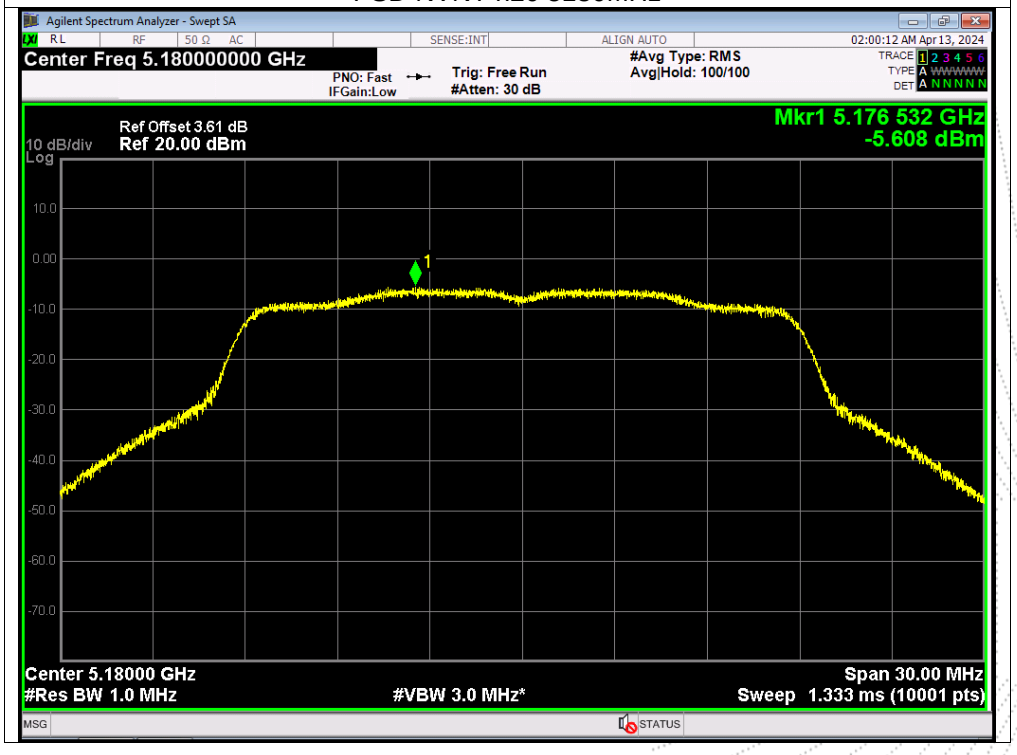

PSD NVNT n20 5200MHz

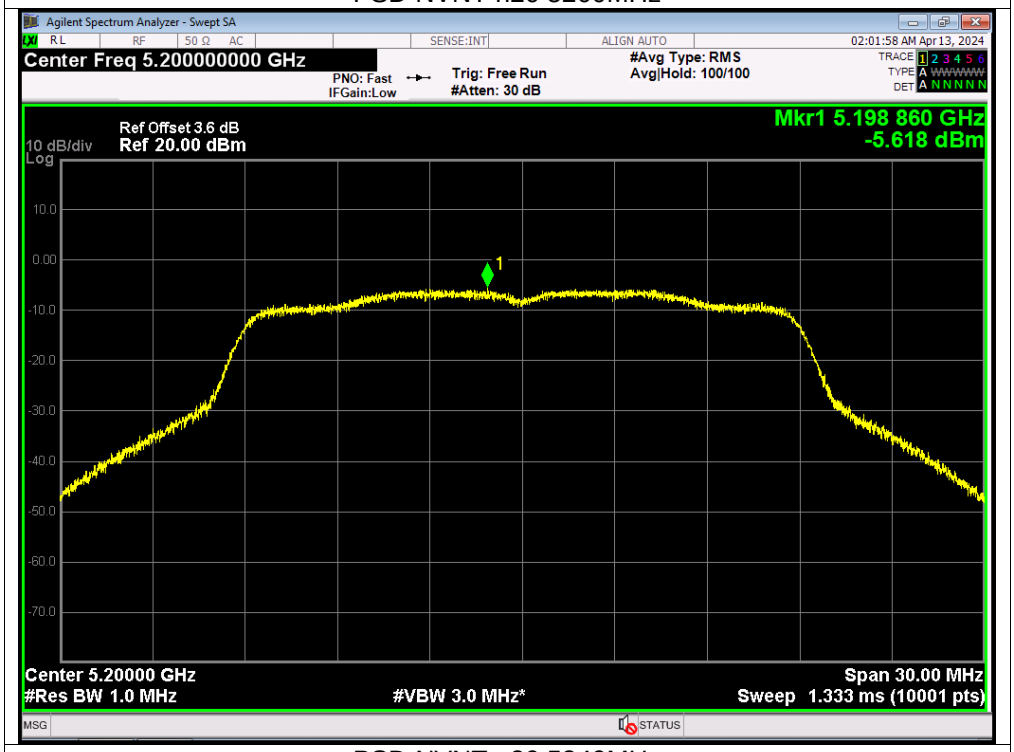


PSD NVNT n20 5240MHz

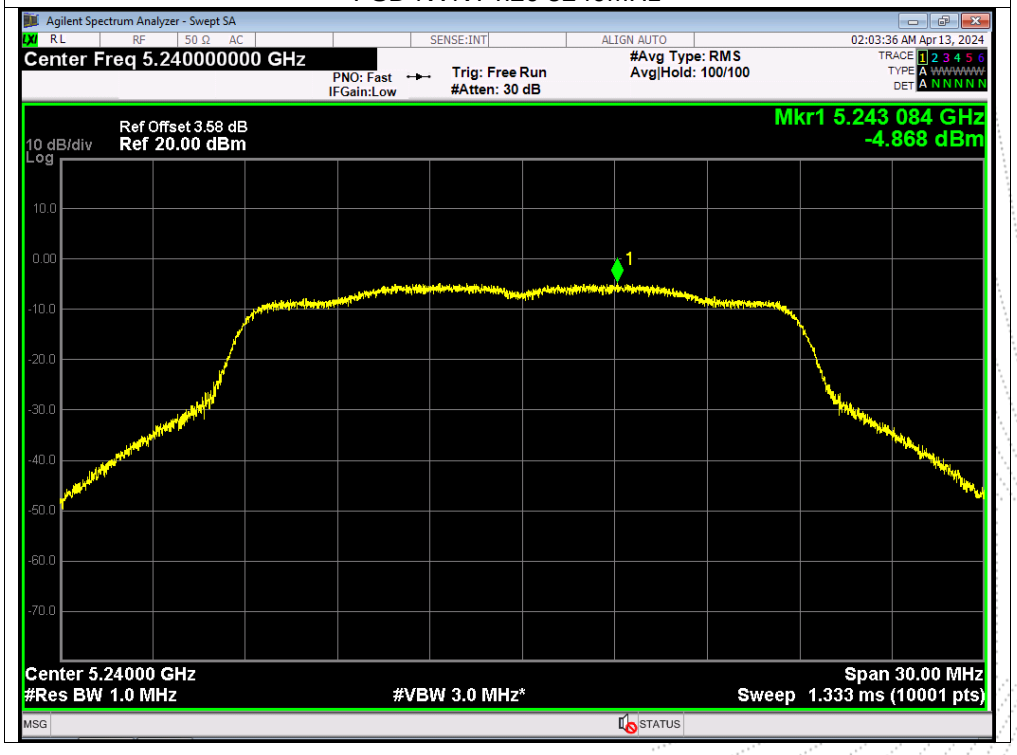

PSD NVNT n40 5190MHz

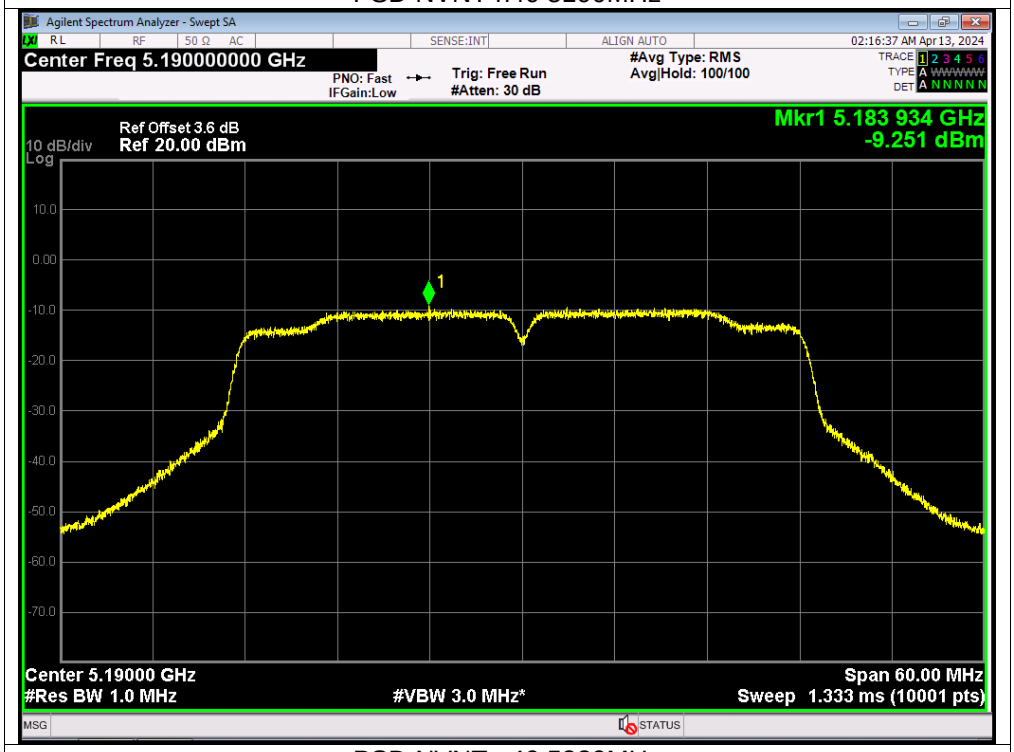


PSD NVNT n40 5230MHz

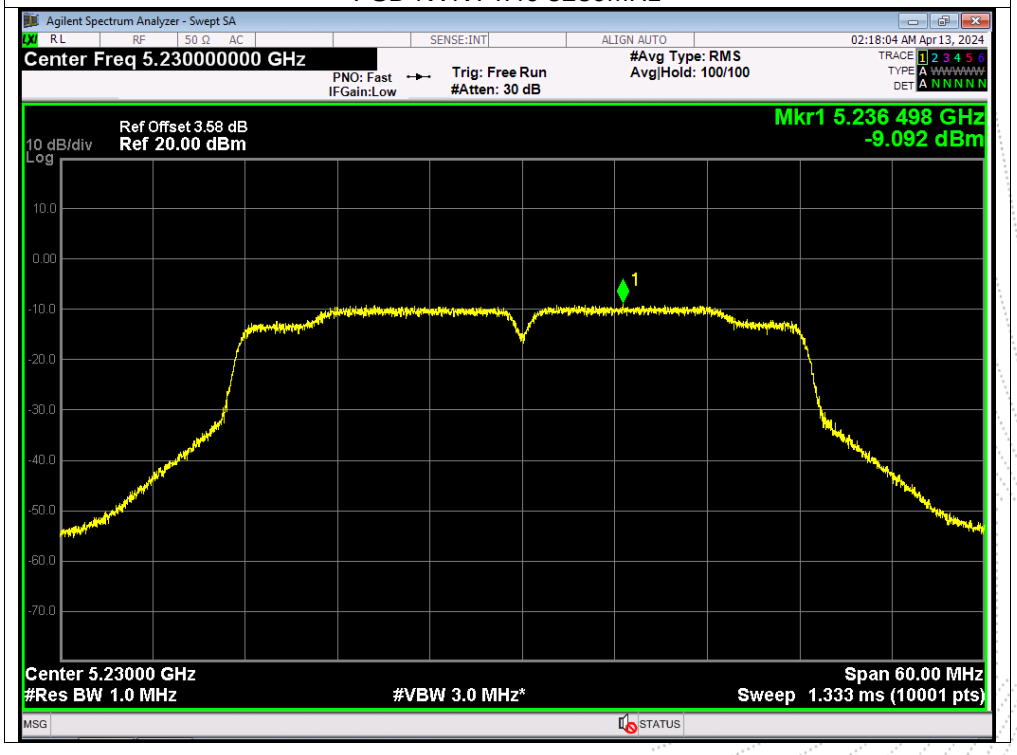

PSD NVNT ac20 5180MHz

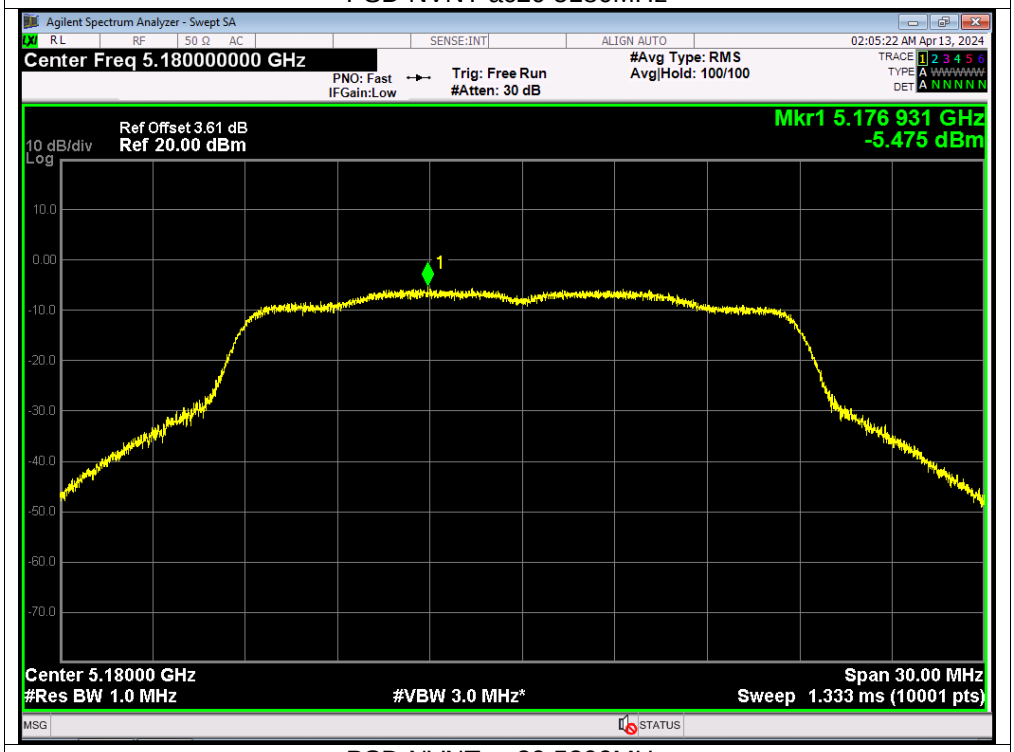


PSD NVNT ac20 5200MHz

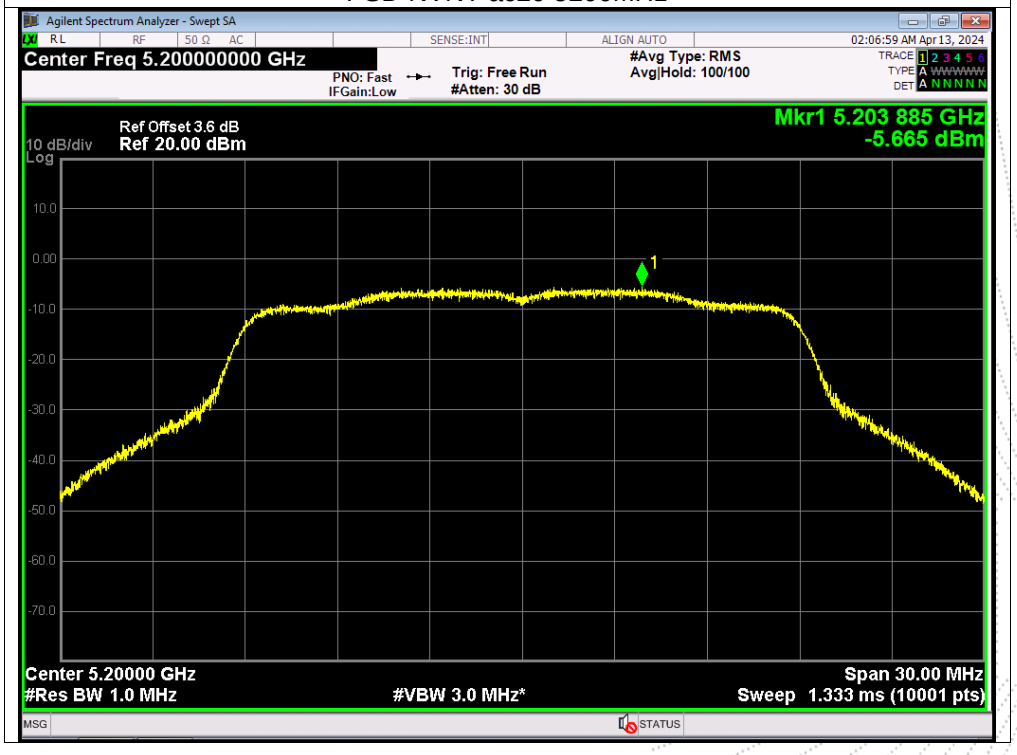

PSD NVNT ac20 5240MHz

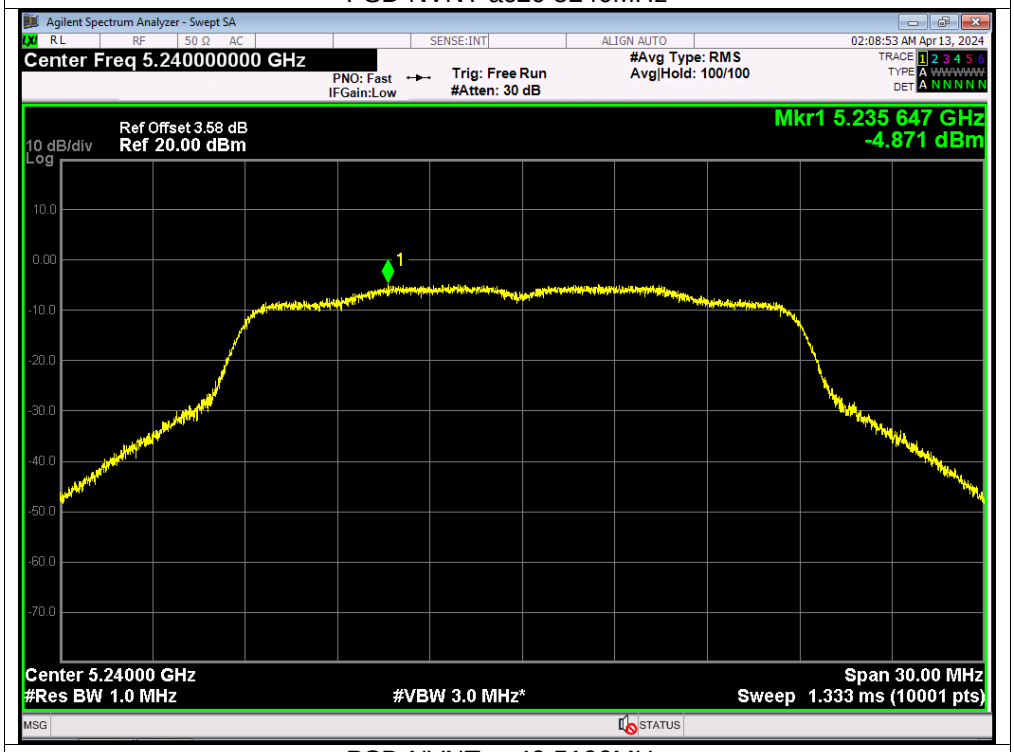


PSD NVNT ac40 5190MHz

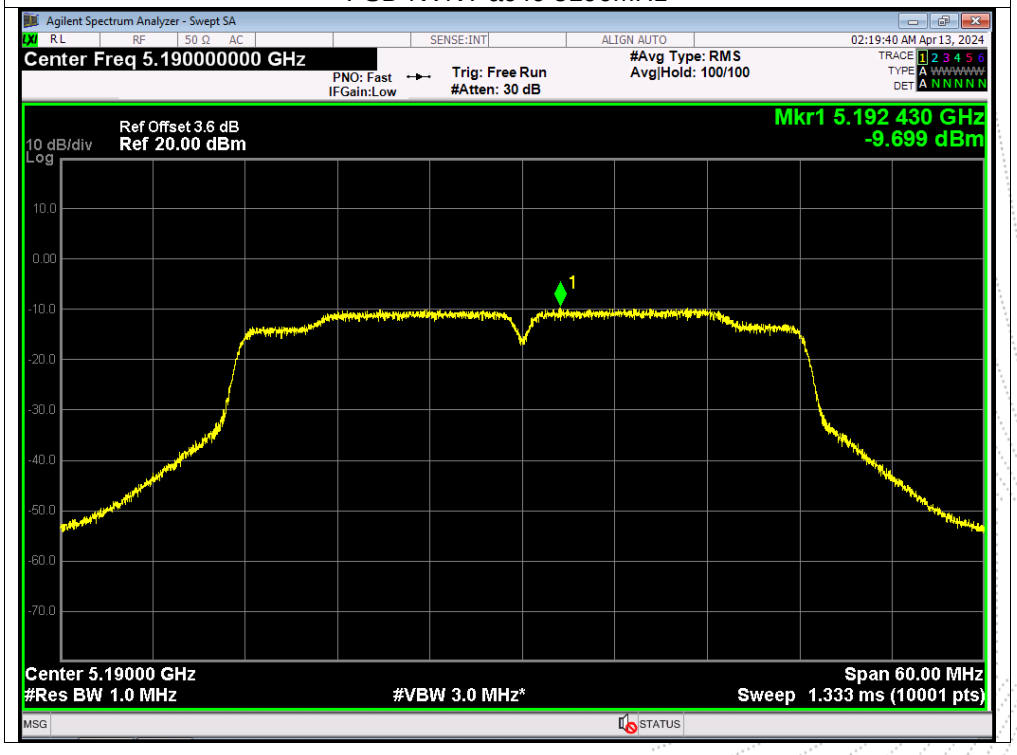

PSD NVNT ac40 5230MHz

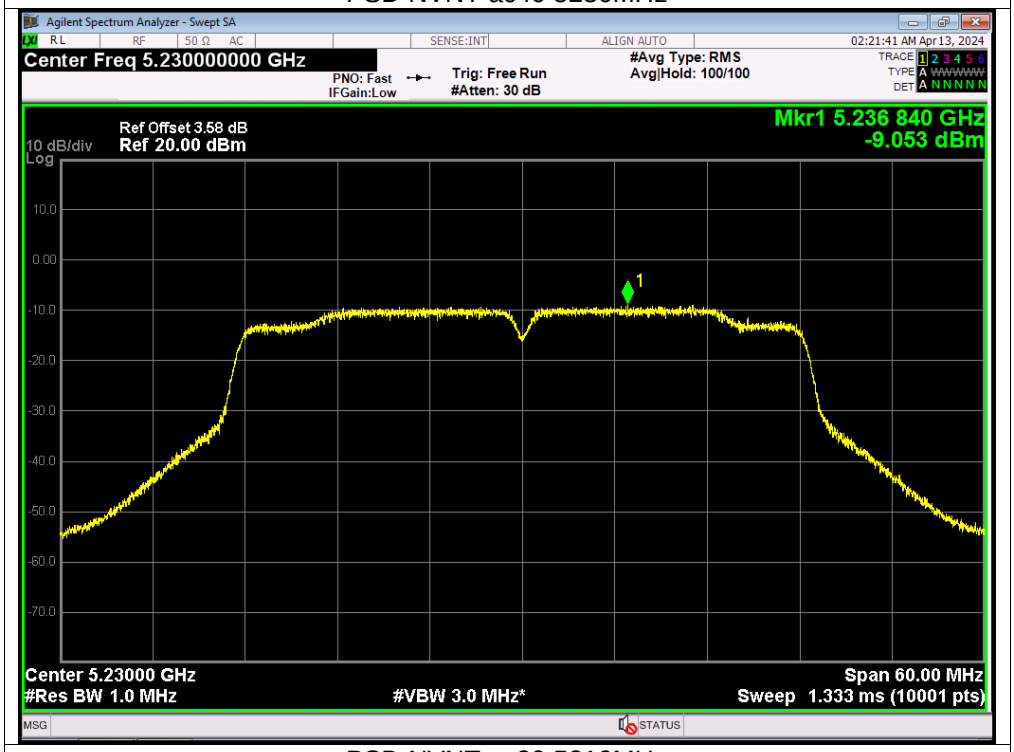


PSD NVNT ac80 5210MHz

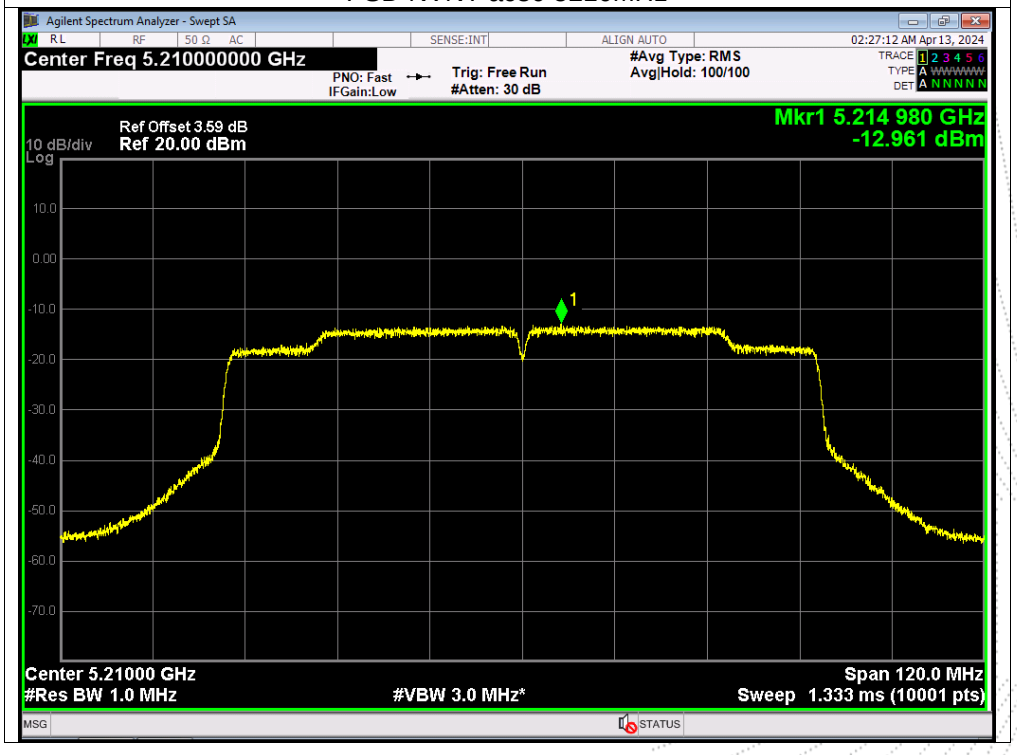

PSD NVNT ax20 5180MHz

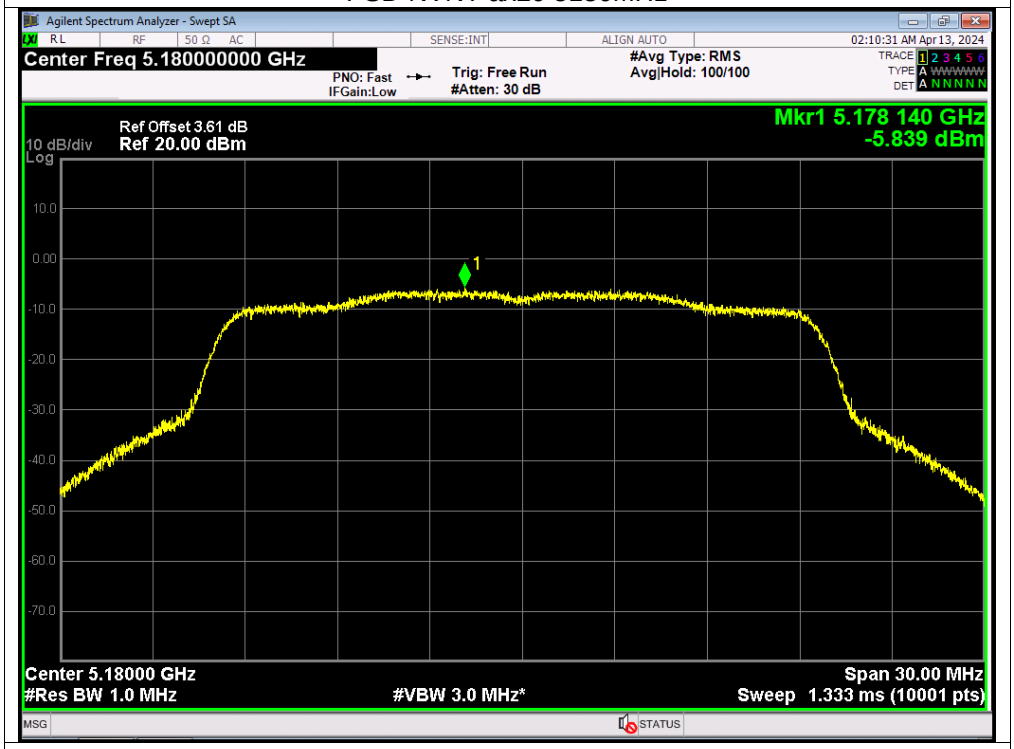


PSD NVNT ax20 5200MHz

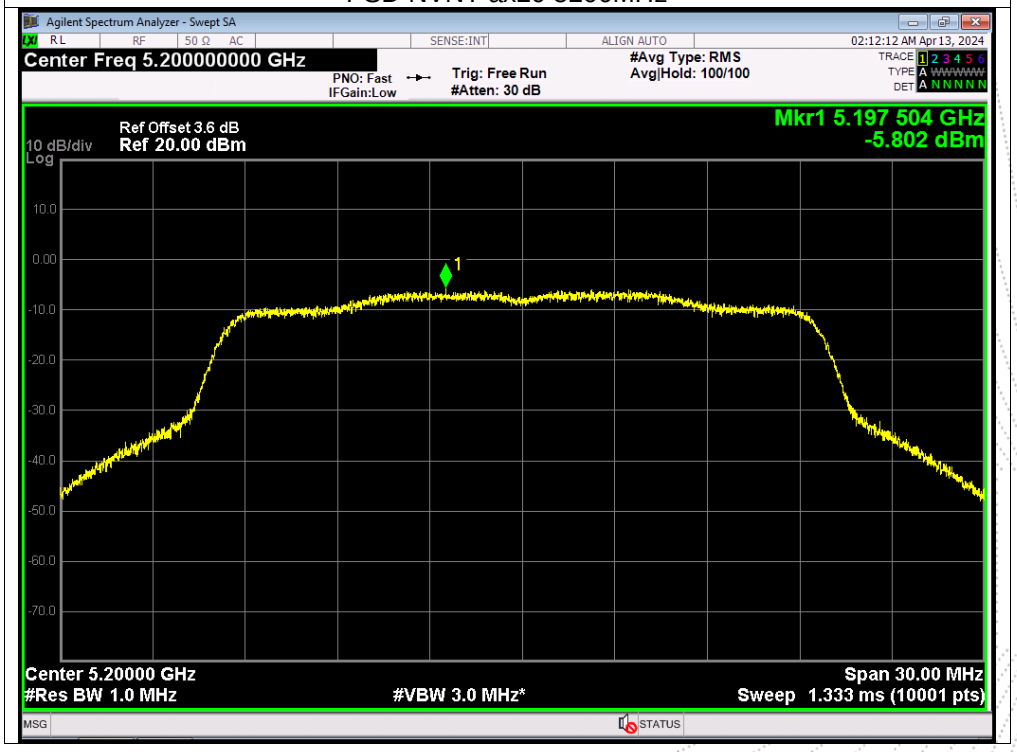

PSD NVNT ax20 5240MHz

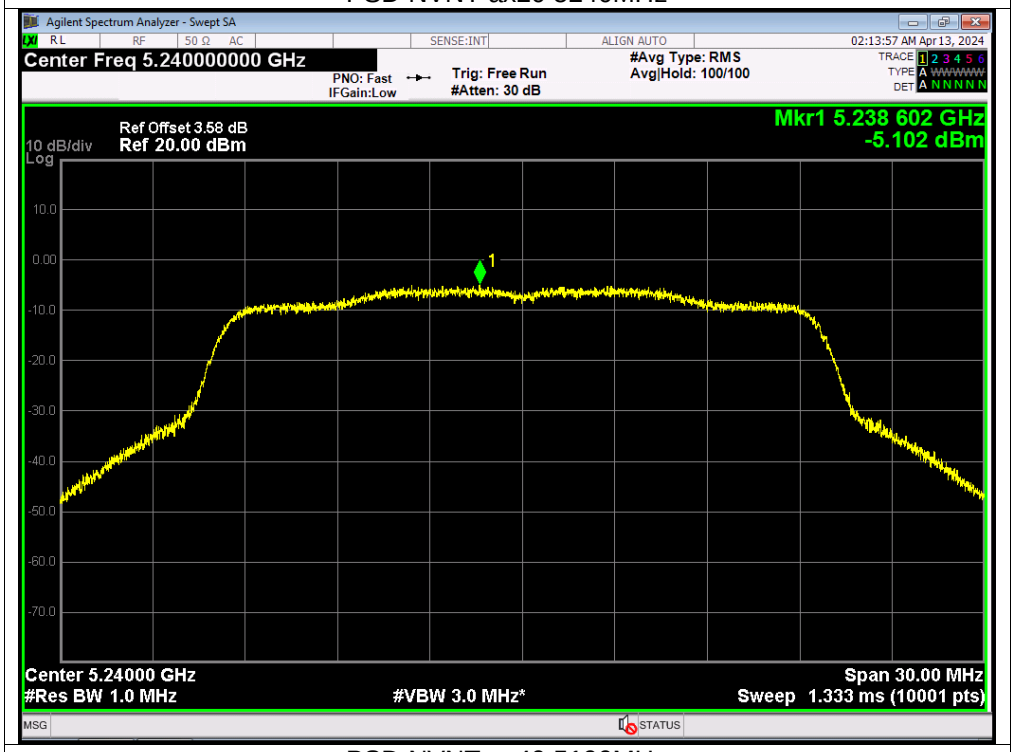


PSD NVNT ax40 5190MHz

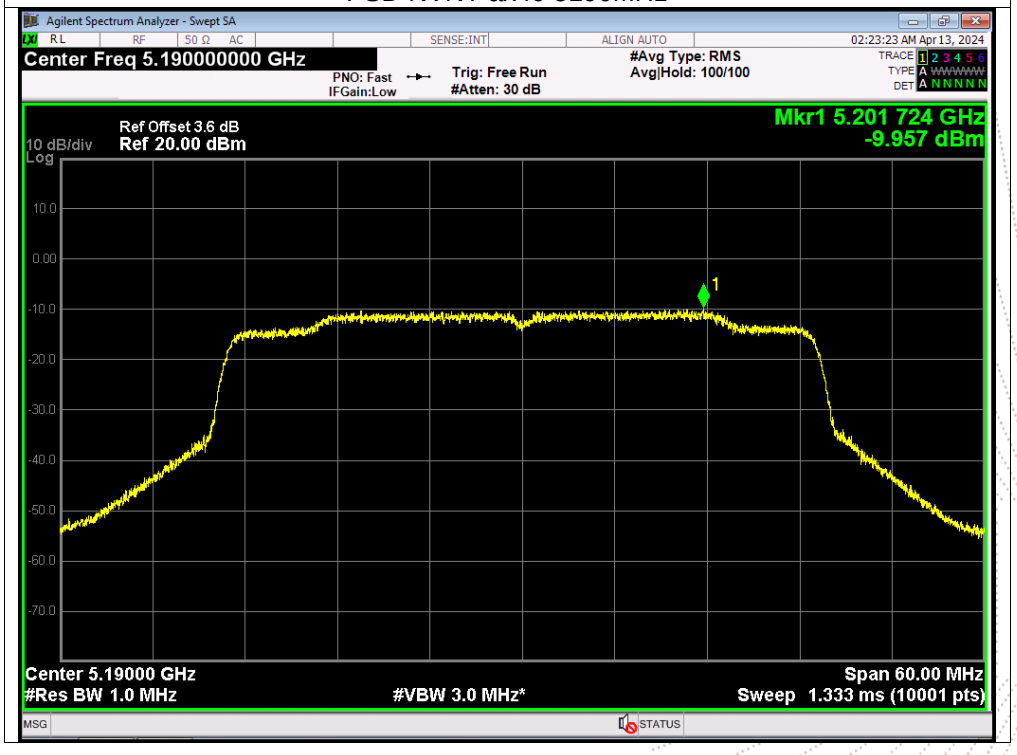

PSD NVNT ax40 5230MHz

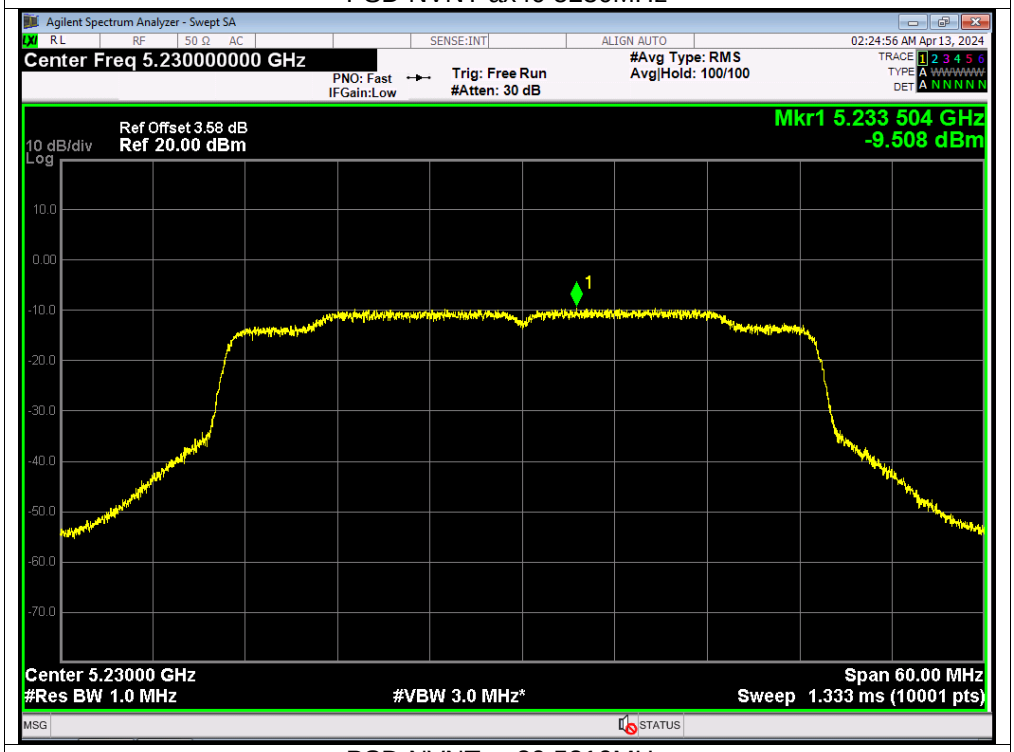


PSD NVNT ax80 5210MHz

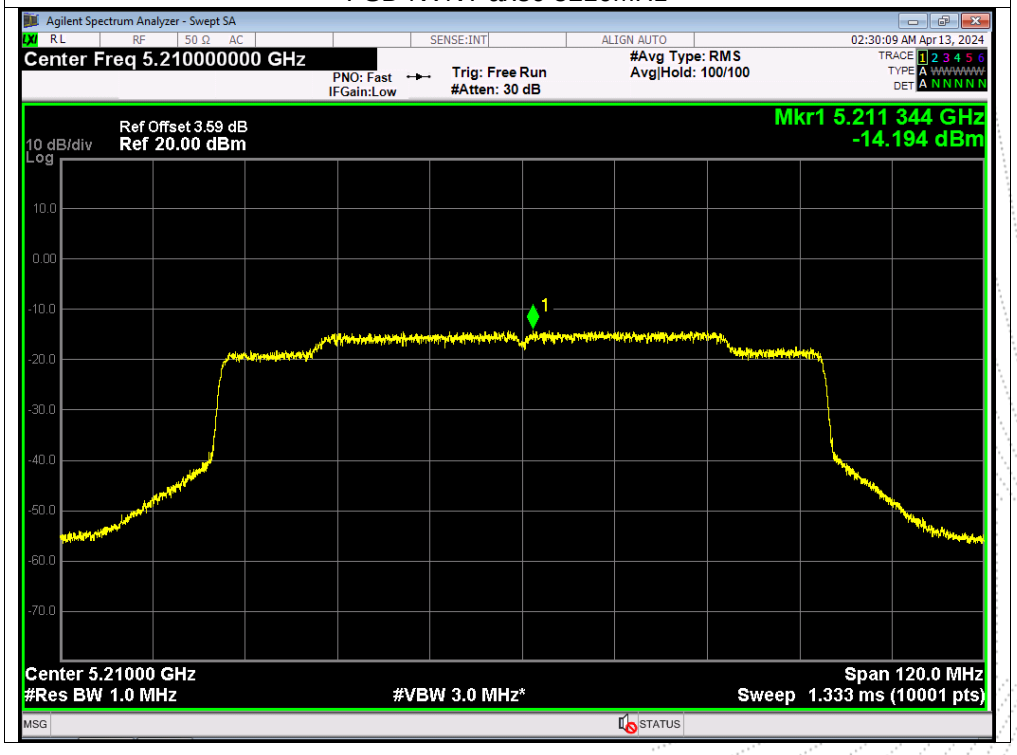

| | | | |
|---|---|---|---|
| Temperature: | 26 ℃ | Relative Humidity: | 54% |
| Pressure: | 101kPa | Test Voltage: | DC 11.4V |
| Test Mode: | TX Frequency U-NII-3 (5745-5825MHz) | | |

| Condition | Mode | Frequency (MHz) | Measured Power Density (dBm/MHz) | | | Limit (dBm/MHz) | Result |
|---|---|---|---|---|---|---|---|
| | | | ANT A | ANT B | Total | | |
| NVNT | a | 5745 | -1.37 | **0.31** | / | 30 | PASS |
| NVNT | a | 5785 | -1.37 | -0.48 | / | 30 | PASS |
| NVNT | a | 5825 | -2.13 | -1.12 | / | 30 | PASS |
| NVNT | n20 | 5745 | -2.46 | -0.74 | 1.49 | 29.68 | PASS |
| NVNT | n20 | 5785 | -2.33 | -2.07 | 0.81 | 29.68 | PASS |
| NVNT | n20 | 5825 | -3.03 | -2.53 | 0.24 | 29.68 | PASS |
| NVNT | n40 | 5755 | -6.28 | -6.03 | -3.14 | 29.68 | PASS |
| NVNT | n40 | 5795 | -6.8 | -4.87 | -2.72 | 29.68 | PASS |
| NVNT | ac20 | 5745 | -3.12 | -1.95 | 0.51 | 29.68 | PASS |
| NVNT | ac20 | 5785 | -2.92 | -1.06 | 1.12 | 29.68 | PASS |
| NVNT | ac20 | 5825 | -3.13 | -2.75 | 0.07 | 29.68 | PASS |
| NVNT | ac40 | 5755 | -6.43 | -5.46 | -2.91 | 29.68 | PASS |
| NVNT | ac40 | 5795 | -6.53 | -6.02 | -3.26 | 29.68 | PASS |
| NVNT | ac80 | 5775 | -9.88 | -9.1 | -6.46 | 29.68 | PASS |
| NVNT | ax20 | 5745 | -10.19 | -9.06 | -6.58 | 29.68 | PASS |
| NVNT | ax20 | 5785 | -10.18 | -9.6 | -6.87 | 29.68 | PASS |
| NVNT | ax20 | 5825 | -10.11 | -9.89 | -6.99 | 29.68 | PASS |
| NVNT | ax40 | 5755 | -14.24 | -13.22 | -10.69 | 29.68 | PASS |
| NVNT | ax40 | 5795 | -14.14 | -13.6 | -10.85 | 29.68 | PASS |
| NVNT | ax80 | 5775 | -17.22 | -16.39 | -13.77 | 29.68 | PASS |

Note:
Antenna A gain:2.01 dBi, Antenna B gain: 3.31 dBi, Directional gain=[ GainANT + 10 log(NANT) dBi] =6.32 dbi>6dbi
Limit=30-(6.32-6)=29.68 dbi

Note: A(B) Represent the value of antenna A and B, The worst data is Antenna B, only shown Antenna B Plot.

**Test Graphs**

PSD NVNT a 5745MHz

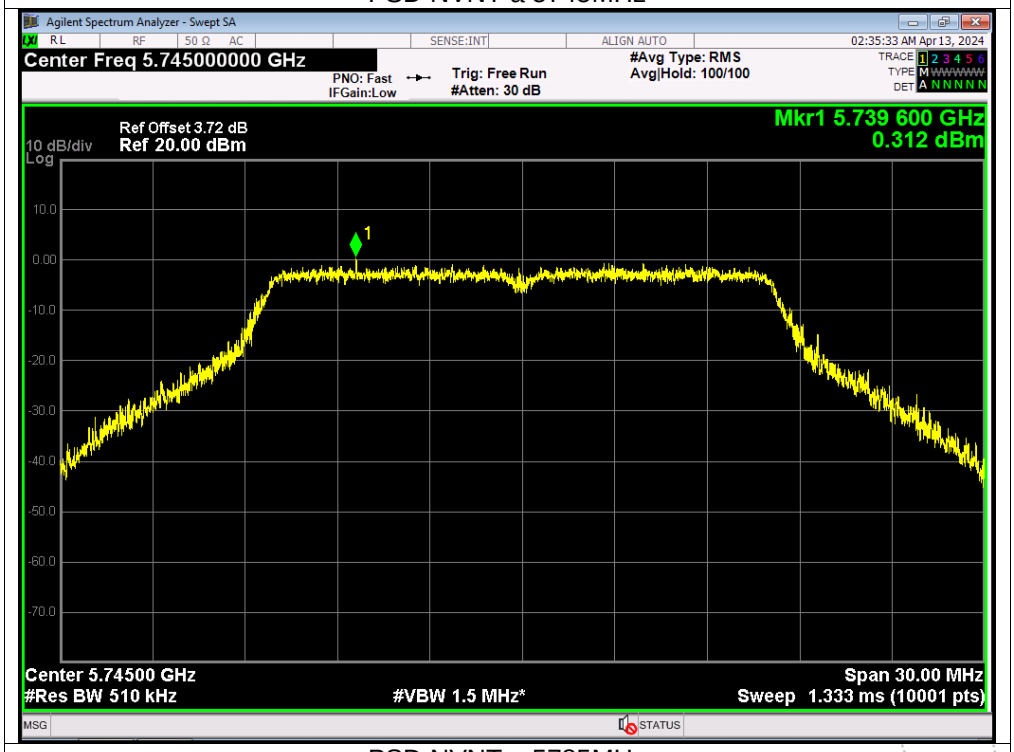


PSD NVNT a 5785MHz

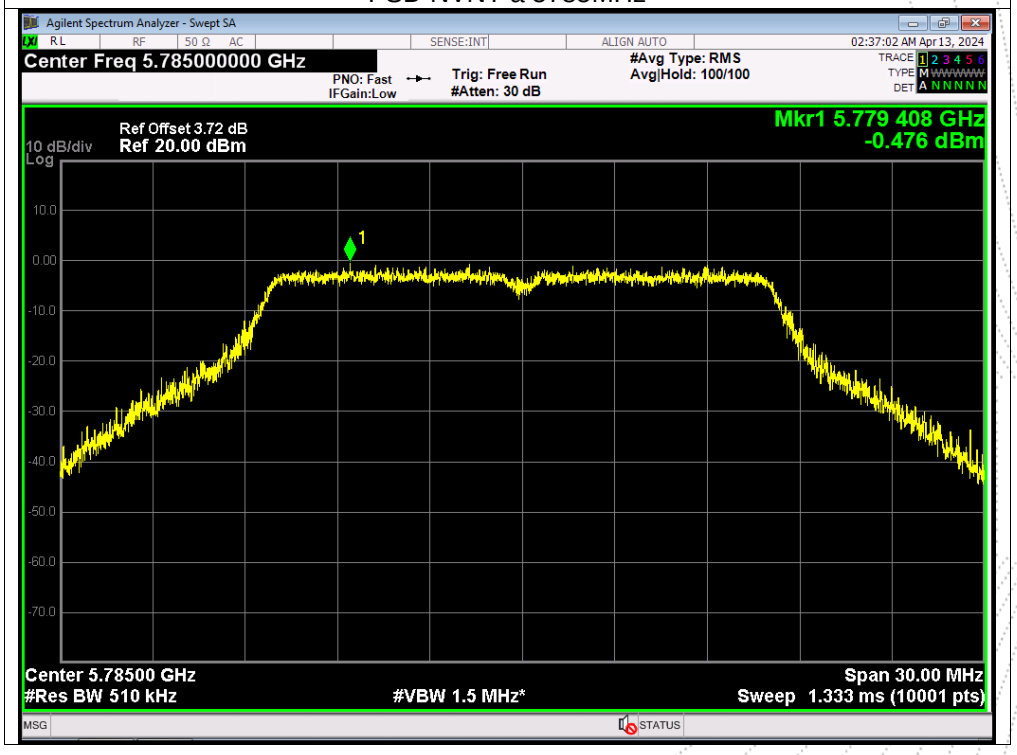

PSD NVNT a 5825MHz

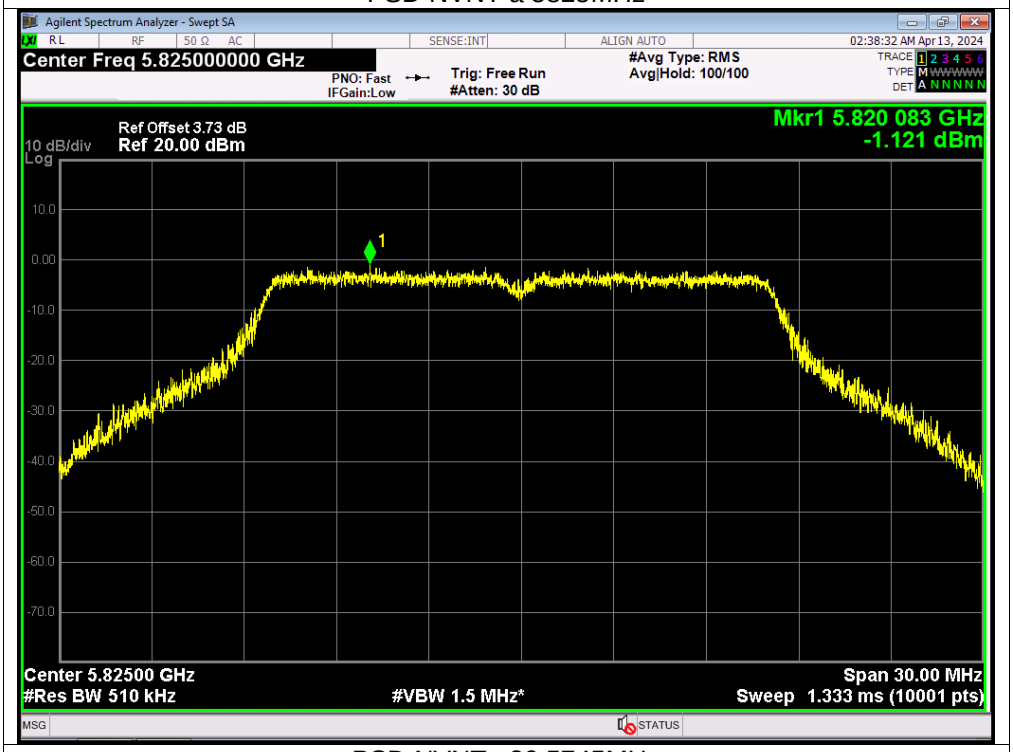


PSD NVNT n20 5745MHz

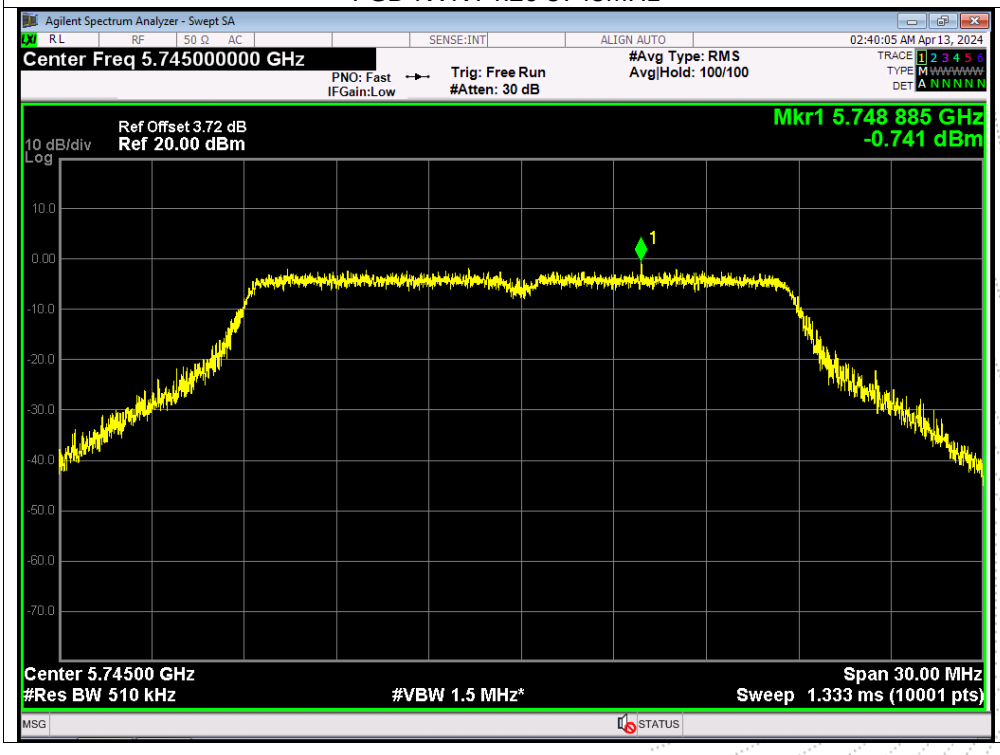

PSD NVNT n20 5785MHz

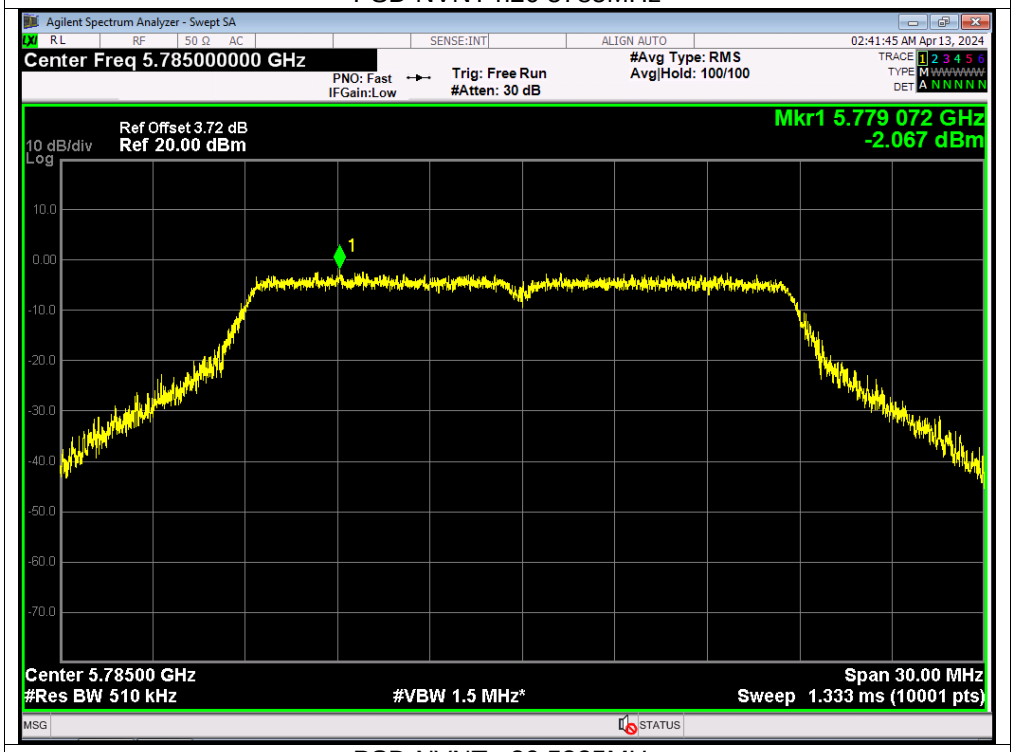

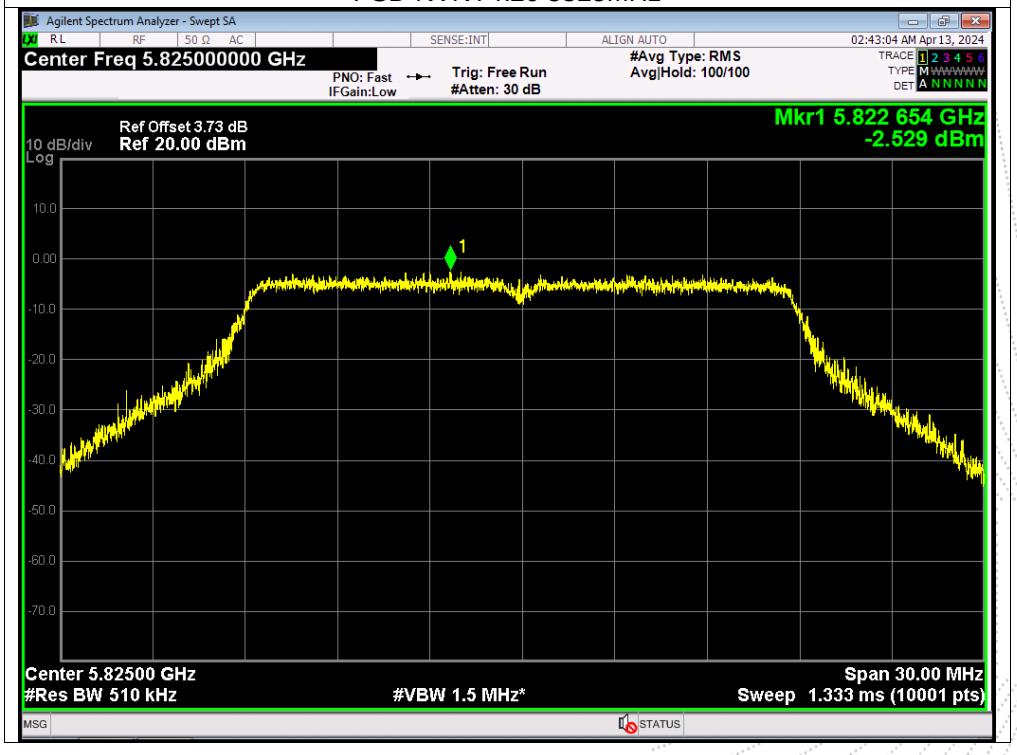
PSD NVNT n20 5825MHz