SAR Test Report

Report No.: AGC02787240802FH01

FCC ID	:	2A96I-GTW8103
APPLICATION PURPOSE	:	Original Equipment
PRODUCT DESIGNATION	:	Rugged Windows Tablet
BRAND NAME	:	N/A
MODEL NAME	:	GTW8103(Standard), GTW8103(Handle), GTW8103(RJ45A), GTW8103(RJ45AH)
APPLICANT	:	Shanghai UniOne Science&Technology CO., Ltd.
DATE OF ISSUE	:	Sep. 12, 2024
STANDARD(S)	:	IEEE Std. 1528:2013 FCC 47 CFR Part 2§2.1093 IEEE Std C95.1 ™-2005
REPORT VERSION	:	V1.0

Attestation of Global Compliance(Shenzhen) Co., Ltd.

Any report having not been signed by authorized approver, or having been altered without authorization, or having not been stamped by the "Dedicated Testing/Inspection Stamp" is deemed to be invalid. Copying or excerpting portion of, or altering the content of the report is not permitted without the written authorization of AGC. The test results presented in the report apply only to the tested sample. Any objections to report issued by AGC should be submitted to AGC within 15days after the issuance of the test report. Further enquiry of validity or verification of the test report should be addressed to AGC by agc01@agccert.com.

Report Revise Record

Report Version	Revise Time	Issued Date	Valid Version	Notes
V1.0	/	Sep. 12, 2024	Valid	Initial Release

Any report having not been signed by authorized approver, or having been altered without authorization, or having not been stamped by the "Dedicated Testing/Inspection Stamp" is deemed to be invalid. Copying or excerpting portion of, or altering the content of the report is not permitted without the written authorization of AGC. The test results presented in the report apply only to the tested sample. Any objections to report issued by AGC should be submitted to AGC within 15days after the issuance of the test report. Further enquiry of validity or verification of the test report should be addressed to AGC by agc01@agccert.com.

Test Report

Applicant Name	Shanghai UniOne Science&Technology CO., Ltd.
Applicant Address	Building 4, No.651 Wanfang Road, Pujiang Town, Minhang District, Shanghai, China.
Manufacturer Name	Shanghai UniOne Science&Technology CO., Ltd.
Manufacturer Address	Building 4, No.651 Wanfang Road, Pujiang Town, Minhang District, Shanghai, China.
Factory Name	Shanghai UniOne Science&Technology CO., Ltd.
Factory Address	Building 4, No.651 Wanfang Road, Pujiang Town, Minhang District, Shanghai, China.
Product Designation	Rugged Windows Tablet
Brand Name	N/A
Test Model	GTW8103(Standard)
Series Model	GTW8103(Handle), GTW8103(RJ45A), GTW8103(RJ45AH)
Different Description	GTW8103(Standard) Only the host; GTW8103(Handle) Host with handle; GTW8103(RJ45A) Host with RJ45+USB 2 in 1 module; GTW8103(RJ45AH) Host with handle and RJ45+USB 2 in 1 module..
Applicable Standard	IEEE Std. 1528:2013 FCC 47 CFR Part 2§2.1093 IEEE Std C95.1 ™-2005
Date of receipt of test item	Aug 25 2024
Test Date	Aug. 26, 2024~Aug. 27, 2024
Report Template	AGCRT-US-5G/SAR (2021-04-20)

Note: The results of testing in this report apply to the product/system which was tested only.

Prepared By

Thea Huang

Thea Huang (Project Engineer) Sep. 12, 2024

Reviewed By

Calvin Liu

Calvin Liu (Reviewer) Sep. 12, 2024

Approved By

Max Zhang

Max Zhang (Authorized Officer) Sep. 12, 2024

Any report having not been signed by authorized approver, or having been altered without authorization, or having not been stamped by the "Dedicated Testing/Inspection Stamp" is deemed to be invalid. Copying or excerpting portion of, or altering the content of the report is not permitted without the written authorization of AGC. The test results presented in the report apply only to the tested sample. Any objections to report issued by AGC should be submitted to AGC within 15days after the issuance of the test report. Further enquiry of validity or verification of the test report should be addressed to AGC by agc01@agccert.com.

TABLE OF CONTENTS

1. SUMMARY OF MAXIMUM SAR VALUE 5

2. GENERAL INFORMATION 6

2.1. EUT DESCRIPTION 6

3. SAR MEASUREMENT SYSTEM 7

3.1. THE SATIMO SYSTEM USED FOR PERFORMING COMPLIANCE TESTS CONSISTS OF FOLLOWING ITEMS 7
3.2. COMOSAR E-FIELD PROBE 8
3.3. ROBOT 8
3.4. VIDEO POSITIONING SYSTEM 9
3.5. DEVICE HOLDER 9
3.6. SAM TWIN PHANTOM 10

4. SAR MEASUREMENT PROCEDURE 11

4.1. SPECIFIC ABSORPTION RATE (SAR) 11
4.2. SAR MEASUREMENT PROCEDURE 12
4.3. RF EXPOSURE CONDITIONS 14

5. TISSUE SIMULATING LIQUID 17

5.1. THE COMPOSITION OF THE TISSUE SIMULATING LIQUID 17
5.2. TISSUE DIELECTRIC PARAMETERS FOR HEAD AND BODY PHANTOMS 18
5.3. TISSUE CALIBRATION RESULT 19

6. SAR SYSTEM CHECK PROCEDURE 20

6.1. SAR SYSTEM CHECK PROCEDURES 20
6.2. SAR SYSTEM CHECK 21

7. EUT TEST POSITION 23

7.1. BODY WORN POSITION 23

8. SAR EXPOSURE LIMITS 24

9. TEST FACILITY 25

10. TEST EQUIPMENT LIST 26

11. MEASUREMENT UNCERTAINTY 27

12. CONDUCTED POWER MEASUREMENT 30

13. TEST RESULTS 33

13.1. SAR TEST RESULTS SUMMARY 33

APPENDIX A. SAR SYSTEM CHECK DATA 40

APPENDIX B. SAR MEASUREMENT DATA 46

APPENDIX C. TEST SETUP PHOTOGRAPHS 70

APPENDIX D. CALIBRATION DATA 72

Any report having not been signed by authorized approver, or having been altered without authorization, or having not been stamped by the "Dedicated Testing/Inspection Stamp" is deemed to be invalid. Copying or excerpting portion of, or altering the content of the report is not permitted without the written authorization of AGC. The test results presented in the report apply only to the tested sample. Any objections to report issued by AGC should be submitted to AGC within 15days after the issuance of the test report. Further enquiry of validity or verification of the test report should be addressed to AGC by agc01@agccert.com.

1. SUMMARY OF MAXIMUM SAR VALUE

The maximum results of Specific Absorption Rate (SAR) found during testing for EUT are as follows:

Frequency Band	Highest Reported 1g-SAR(W/kg)			SAR Test Limit (W/kg)
	Body-worn(with 0mm separation)			
	ANT_1	ANT_2	Simultaneous Reported SAR	
WIFI 2.4G	0.284	0.244	0.437	1.6
5.2GHz (U-NII-1)	1.078	1.047	1.387	
5.8GHz (U-NII-3)	0.515	0.816	1.147	
SAR Test Result	PASS			

This device is compliance with Specific Absorption Rate (SAR) for general population/uncontrolled exposure limits (1.6W/kg) specified in IEEE Std. 1528:2013; FCC 47CFR § 2.1093; IEEE/ANSI C95.1:2005 and the following specific FCC Test Procedures:

- KDB 447498 D01 General RF Exposure Guidance v06
- KDB 865664 D01 SAR Measurement 100MHz to 6GHz v01r04
- KDB 248227 D01 802 11 Wi-Fi SAR v02r02
- KDB 616217 D04 SAR evaluation requirements for laptop, notebook, notebook and tablet computers

Any report having not been signed by authorized approver, or having been altered without authorization, or having not been stamped by the "Dedicated Testing/Inspection Stamp" is deemed to be invalid. Copying or excerpting portion of, or altering the content of the report is not permitted without the written authorization of AGC. The test results presented in the report apply only to the tested sample. Any objections to report issued by AGC should be submitted to AGC within 15days after the issuance of the test report. Further enquiry of validity or verification of the test report should be addressed to AGC by agc01@agccert.com.

2. GENERAL INFORMATION

2.1. EUT Description

General Information	
Product Designation	Rugged Windows Tablet
Test Model	GTW8103(Standard)
Sample ID	240827083
Hardware Version	E7255_MB_PCB_V20
Software Version	R.NB.00.00.02
Device Category	Portable
RF Exposure Environment	Uncontrolled
Antenna Type	FPC
Bluetooth	
Bluetooth Version	☐3.0 ☐4.0 ☐4.1 ☐4.2 ☒5.0 ☐5.1 ☒5.2
Operation Frequency	2402~2480MHz
Type of modulation	☒GFSK ☒Π/4-DQPSK ☒8-DPSK
Max Peak Power(dBm)	6.00dBm
Antenna Gain	2.01dBi
2.4GHz WIFI	
WIFI Specification	☒802.11b ☒802.11g ☒802.11n(HT20) ☒802.11n(HT40) ☒802.11ax(HE20) ☒802.11ax(HE40)
Operation Frequency	2412~2462MHz
Max Average Power	ANT_1:11.46dBm ANT_2:10.70 dBm Sum:14.13 dBm
Antenna Gain	ANT_1:2.01dBi ANT_2:2.01dBi
5 GHz WIFI	
WIFI Specification	☒ 802.11a ☒ 802.11n(HT20) ☒ 802.11n(HT40) ☒ 802.11ac(VHT20) ☒ 802.11 ac(VHT40) ☒802.11 ac(VHT80)
Operation Frequency	5150MHz~5250MHz; 5725MHz~5895MHz;
Max Average Power	5.2G: ANT_1:13.92dBm; ANT_2:12.64dBm; Sum:16.07 dBm 5.8G: ANT_1:13.17dBm; ANT_2:12.37 dBm;Sum:15.44 dBm
Antenna Gain	ANT_1:3.45dBi ANT_2:3.45dBi
Accessories	
Battery	Model: BA6000 Brand: N/A Rated Voltage:11.01V Charge Limit Voltage: 12.6V Capacity: 6000mAh
Earphone	Brand name: N/A Model No. : N/A

Note:1.CMU200 can measure the average power and Peak power at the same time
2.The sample used for testing is end product.
3. The test sample has no any deviation to the test method of standard mentioned in page 1.

Product	Type	
	☒ Production unit	☐ Identical Prototype

Any report having not been signed by authorized approver, or having been altered without authorization, or having not been stamped by the "Dedicated Testing/Inspection Stamp" is deemed to be invalid. Copying or excerpting portion of, or altering the content of the report is not permitted without the written authorization of AGC. The test results presented in the report apply only to the tested sample. Any objections to report issued by AGC should be submitted to AGC within 15days after the issuance of the test report. Further enquiry of validity or verification of the test report should be addressed to AGC by agc01@agccert.com.

3. SAR MEASUREMENT SYSTEM

3.1. The SATIMO system used for performing compliance tests consists of following items

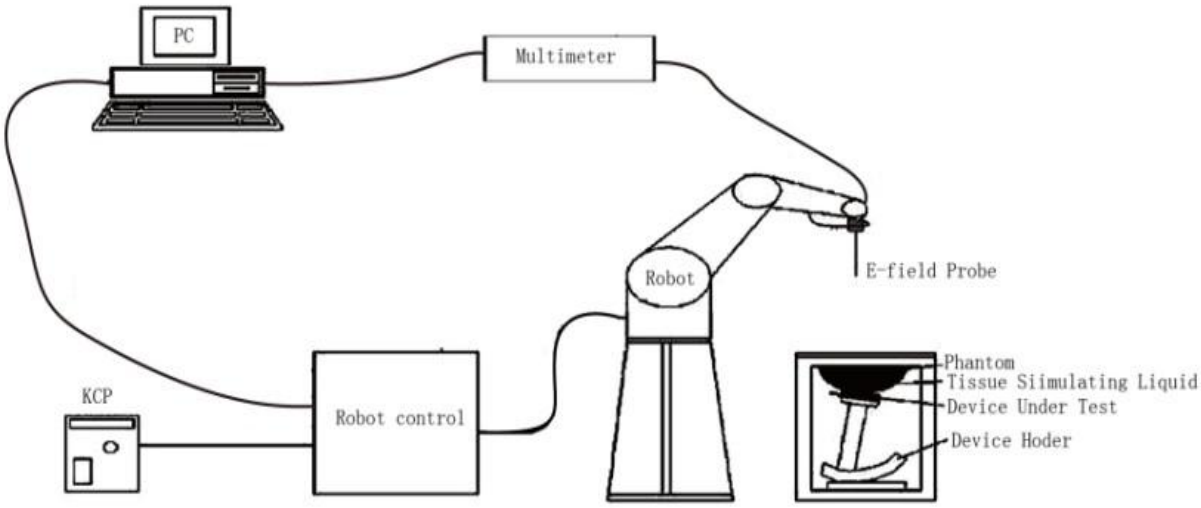

The COMOSAR system for performing compliance tests consists of the following items:

- The PC. It controls most of the bench devices and stores measurement data.A computer running WinXP and the Opensar software.
- The E-Field probe. The probe is a 3-axis system made of 3 distinct dipoles. Each dipole returns a voltage in function of the ambient electric field.
- The Keithley multimeter measures each probe dipole voltages.
- The SAM phantom simulates a human head. The measurement of the electric field is made inside the phantom.
- The liquids simulate the dielectric properties of the human head tissues.
- The network emulator controls the mobile phone under test.
- The validation dipoles are used to measure a reference SAR. They are used to periodically check the bench to make sure that there is no drift of the system characteristics over time.
- The phantom, the device holder and other accessories according to the targeted measurement.

Any report having not been signed by authorized approver, or having been altered without authorization, or having not been stamped by the "Dedicated Testing/Inspection Stamp" is deemed to be invalid. Copying or excerpting portion of, or altering the content of the report is not permitted without the written authorization of AGC. The test results presented in the report apply only to the tested sample. Any objections to report issued by AGC should be submitted to AGC within 15days after the issuance of the test report. Further enquiry of validity or verification of the test report should be addressed to AGC by agc01@agccert.com.

3.2. COMOSAR E-Field Probe

The SAR measurement is conducted with the dosimetric probe manufactured by SATIMO. The probe is specially designed and calibrated for use in liquid with high permittivity. The dosimetric probe has special calibration in liquid at different frequency. SATIMO conducts the probe calibration in compliance with international and national standards (e.g. IEEE 1528 and relevant KDB files.) The calibration data are in Appendix D.

Isotropic E-Field Probe Specification

Model	SSE2	
Manufacture	MVG	
Identification No.	2023-EPGO-414	
Frequency	0.15GHz-7.5GHz Linearity:±0.09dB(0.15GHz-7.5GHz)	
Dynamic Range	0.01W/kg-100W/kg Linearity:±0.09dB	
Dimensions	Overall length:330mm Length of individual dipoles:24.5mm Maximum external diameter:8mm Probe Tip external diameter:2.55mm Distance between dipoles/ probe extremity:12.7mm	
Application	High precision dosimetric measurements in any exposure scenario (e.g., very strong gradient fields). Only probe which enables compliance testing for frequencies up to 6 GHz with precisin of better 30%.	

3.3. Robot

The COMOSAR system uses the KUKA robot from SATIMO SA (France).For the 6-axis controller COMOSAR system, the KUKA robot controller version from SATIMO is used. The XL robot series have many features that are important for our application: High precision (repeatability 0.02 mm) High reliability (industrial design) Jerk-free straight movements Low ELF interference (the closed metallic construction shields against motor control fields) 6-axis controller	

Any report having not been signed by authorized approver, or having been altered without authorization, or having not been stamped by the "Dedicated Testing/Inspection Stamp" is deemed to be invalid. Copying or excerpting portion of, or altering the content of the report is not permitted without the written authorization of AGC. The test results presented in the report apply only to the tested sample. Any objections to report issued by AGC should be submitted to AGC within 15days after the issuance of the test report. Further enquiry of validity or verification of the test report should be addressed to AGC by agc01@agccert.com.

3.4. Video Positioning System

The video positioning system is used in OpenSAR to check the probe. Which is composed of a camera, LED, mirror and mechanical parts.The camera is piloted by the main computer with firewire link. During the process, the actual position of the probe tip with respect to the robot arm is measured, as well as the probe length and the horizontal probe offset. The software then corrects all movements, such that the robot coordinates are valid for the probe tip. The repeatability of this process is better than 0.1 mm. If a position has been taught with an aligned probe, the same position will be reached with another aligned probe within 0.1 mm, even if the other probe has different dimensions. During probe rotations, the probe tip will keep its actual position.	

3.5. Device Holder

The COMOSAR device holder is designed to cope with different positions given in the standard. It has two scales for the device rotation (with respect to the body axis) and the device inclination (with respect to the line between the ear reference points). The rotation center for both scales is the ear reference point (EPR). Thus the device needs no repositioning when changing the angles. The COMOSAR device holder has been made out of low-loss POM material having the following dielectric parameters: relative permittivity εr =3 and loss tangent δ = 0.02. The amount of dielectric material has been reduced in the closest vicinity of the device, since measurements have suggested that the influence of the clamp on the test results could thus be lowered.	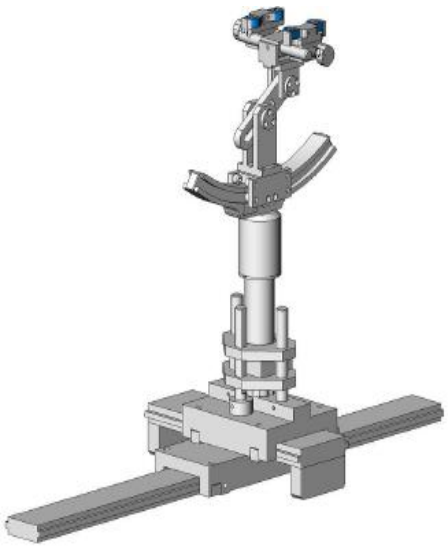

Any report having not been signed by authorized approver, or having been altered without authorization, or having not been stamped by the "Dedicated Testing/Inspection Stamp" is deemed to be invalid. Copying or excerpting portion of, or altering the content of the report is not permitted without the written authorization of AGC. The test results presented in the report apply only to the tested sample. Any objections to report issued by AGC should be submitted to AGC within 15days after the issuance of the test report. Further enquiry of validity or verification of the test report should be addressed to AGC by agc01@agccert.com.

3.6. SAM Twin Phantom

The SAM twin phantom is a fiberglass shell phantom with 2mm shell thickness (except the ear region where shell thickness increases to 6mm). It has three measurement areas: Left head Right head Flat phantom	

The bottom plate contains three pair of bolts for locking the device holder. The device holder positions are adjusted to the standard measurement positions in the three sections. A white cover is provided to tap the phantom during off-periods to prevent water evaporation and changes in the liquid parameters. On the phantom top, three reference markers are provided to identify the phantom position with respect to the robot.

Any report having not been signed by authorized approver, or having been altered without authorization, or having not been stamped by the "Dedicated Testing/Inspection Stamp" is deemed to be invalid. Copying or excerpting portion of, or altering the content of the report is not permitted without the written authorization of AGC. The test results presented in the report apply only to the tested sample. Any objections to report issued by AGC should be submitted to AGC within 15days after the issuance of the test report. Further enquiry of validity or verification of the test report should be addressed to AGC by agc01@agccert.com.

4. SAR MEASUREMENT PROCEDURE

4.1. Specific Absorption Rate (SAR)

SAR is related to the rate at which energy is absorbed per unit mass in object exposed to a radio field. The SAR distribution in a biological body is complicated and is usually carried out by experimental techniques or numerical modeling. The standard recommends limits for two tiers of groups, occupational/controlled and occupational/uncontrolled, based on a person's awareness and ability to exercise control over his or her exposure. In general, occupational/controlled exposure limits are higher than the limits for general population/uncontrolled.

The SAR definition is the time derivative (rate) of the incremental energy (dW) absorbed by (dissipated in) an incremental mass (dm) contained in a volume element(dv) of given mass density (ρ). The equation description is as below:

$$\mathrm{SAR} = \frac{\mathrm{d}}{\mathrm{d}t}\left(\frac{\mathrm{d}W}{\mathrm{d}m}\right) = \frac{\mathrm{d}}{\mathrm{d}t}\left(\frac{\mathrm{d}W}{\rho \mathrm{d}V}\right)$$

SAR is expressed in units of Watts per kilogram (W/kg)
SAR can be obtained using either of the following equations:

$$\mathrm{SAR} = \frac{\sigma E^2}{\rho}$$

$$\mathrm{SAR} = c_h \left.\frac{\mathrm{d}T}{\mathrm{d}t}\right|_{t=0}$$

Where

SAR	is the specific absorption rate in watts per kilogram;
E	is the r.m.s. value of the electric field strength in the tissue in volts per meter;
σ	is the conductivity of the tissue in siemens per metre;
ρ	is the density of the tissue in kilograms per cubic metre;
c_h	is the heat capacity of the tissue in joules per kilogram and Kelvin;
$\frac{\mathrm{dT}}{\mathrm{dt}} \mid \mathrm{t} = 0$	is the initial time derivative of temperature in the tissue in kelvins per second

Any report having not been signed by authorized approver, or having been altered without authorization, or having not been stamped by the "Dedicated Testing/Inspection Stamp" is deemed to be invalid. Copying or excerpting portion of, or altering the content of the report is not permitted without the written authorization of AGC. The test results presented in the report apply only to the tested sample. Any objections to report issued by AGC should be submitted to AGC within 15days after the issuance of the test report. Further enquiry of validity or verification of the test report should be addressed to AGC by agc01@agccert.com.

4.2. SAR Measurement Procedure

Step 1: Power Reference Measurement

The Power Reference Measurement and Power Drift Measurement are for monitoring the power drift of the device under test in the batch process. The minimum distance of probe sensors to surface is 2.7mm This distance cannot be smaller than the distance os sensor calibration points to probe tip as `defined in the probe properties,

Step 2: Area Scan

The Area Scan is used as a fast scan in two dimensions to find the area of high field values, before doing a fine measurement around the hot spot. The sophisticated interpolation routines implemented in SATIMO software can find the maximum locations even in relatively coarse grids. When an Area Scan has measured all reachable points, it computes the field maximal found in the scanned area, within a range of the global maximum. The range (in db) is specified in the standards for compliance testing. For example, a 2db range is required in IEEE Standard 1528 standards, whereby 3db is a requirement when compliance is assessed in accordance with the ARIB standard (Japan) If one Zoom Scan follows the Area Scan, then only the absolute maximum will be taken as reference. For cases where multiple maximum are detected, the number of Zoom Scan has to be increased accordingly.

Area Scan Parameters extracted from KDB 865664 D01 SAR Measurement 100MHz to 6GHz

	≤ 3 GHz	> 3 GHz
Maximum distance from closest measurement point (geometric center of probe sensors) to phantom surface	5 ± 1 mm	½·δ·ln(2) ± 0.5 mm
Maximum probe angle from probe axis to phantom surface normal at the measurement location	30° ± 1°	20° ± 1°
Maximum area scan spatial resolution: Δx_{Area}, Δy_{Area}	≤ 2 GHz: ≤ 15 mm 2 – 3 GHz: ≤ 12 mm	3 – 4 GHz: ≤ 12 mm 4 – 6 GHz: ≤ 10 mm
	When the x or y dimension of the test device, in the measurement plane orientation, is smaller than the above, the measurement resolution must be ≤ the corresponding x or y dimension of the test device with at least one measurement point on the test device.	

Step 3: Zoom Scan

Zoom Scan are used to assess the peak spatial SAR value within a cubic average volume containing 1g abd 10g of simulated tissue. The Zoom Scan measures points(refer to table below) within a cube whose base faces are centered on the maxima found in a preceding area scan job within the same procedure. When the measurement is done, the Zoom Scan evaluates the averaged SAR for 1g and 10g and displays these values next to the job's label.

Any report having not been signed by authorized approver, or having been altered without authorization, or having not been stamped by the "Dedicated Testing/Inspection Stamp" is deemed to be invalid. Copying or excerpting portion of, or altering the content of the report is not permitted without the written authorization of AGC. The test results presented in the report apply only to the tested sample. Any objections to report issued by AGC should be submitted to AGC within 15days after the issuance of the test report. Further enquiry of validity or verification of the test report should be addressed to AGC by agc01@agccert.com.

Zoom Scan Parameters extracted from KDB865664 d01 SAR Measurement 100MHz to 6GHz

Maximum zoom scan spatial resolution: Δx_{Zoom}, Δy_{Zoom}			≤ 2 GHz: ≤ 8 mm 2 – 3 GHz: ≤ 5 mm*	3 – 4 GHz: ≤ 5 mm* 4 – 6 GHz: ≤ 4 mm*
Maximum zoom scan spatial resolution, normal to phantom surface	uniform grid: $\Delta z_{Zoom}(n)$		≤ 5 mm	3 – 4 GHz: ≤ 4 mm 4 – 5 GHz: ≤ 3 mm 5 – 6 GHz: ≤ 2 mm
	graded grid	$\Delta z_{Zoom}(1)$: between 1st two points closest to phantom surface	≤ 4 mm	3 – 4 GHz: ≤ 3 mm 4 – 5 GHz: ≤ 2.5 mm 5 – 6 GHz: ≤ 2 mm
		$\Delta z_{Zoom}(n>1)$: between subsequent points	$\leq 1.5 \cdot \Delta z_{Zoom}(n-1)$	
Minimum zoom scan volume	x, y, z		≥ 30 mm	3 – 4 GHz: ≥ 28 mm 4 – 5 GHz: ≥ 25 mm 5 – 6 GHz: ≥ 22 mm

Note: δ is the penetration depth of a plane-wave at normal incidence to the tissue medium; see draft standard IEEE P1528-2011 for details.

* When zoom scan is required and the *reported* SAR from the *area scan based 1-g SAR estimation* procedures of KDB 447498 is ≤ 1.4 W/kg, ≤ 8 mm, ≤ 7 mm and ≤ 5 mm zoom scan resolution may be applied, respectively, for 2 GHz to 3 GHz, 3 GHz to 4 GHz and 4 GHz to 6 GHz.

Step 4: Power Drift Measurement

The Power Drift Measurement measures the field at the same location as the most recent power reference measurement within the same procedure, and with the same settings. The Power Drift Measurement gives the field difference in dB from the reading conducted within the same settings. This allows a user to monitor the power drift of the device under test within a batch process. The measurement procedure is the same as Step 1.

Any report having not been signed by authorized approver, or having been altered without authorization, or having not been stamped by the "Dedicated Testing/Inspection Stamp" is deemed to be invalid. Copying or excerpting portion of, or altering the content of the report is not permitted without the written authorization of AGC. The test results presented in the report apply only to the tested sample. Any objections to report issued by AGC should be submitted to AGC within 15days after the issuance of the test report. Further enquiry of validity or verification of the test report should be addressed to AGC by agc01@agccert.com.

4.3. RF Exposure Conditions

Test Configuration and setting:

The EUT is a model of Smart tablet. It supports 2.4GHz & 5G Wifi, Bluetooth;

For SAR testing, the EUT is configured with the WLAN continuous TX tool through qualcomm software.

Due the BT power is less than exemption limit, SAR is not required.

Antenna Location: (the back view)

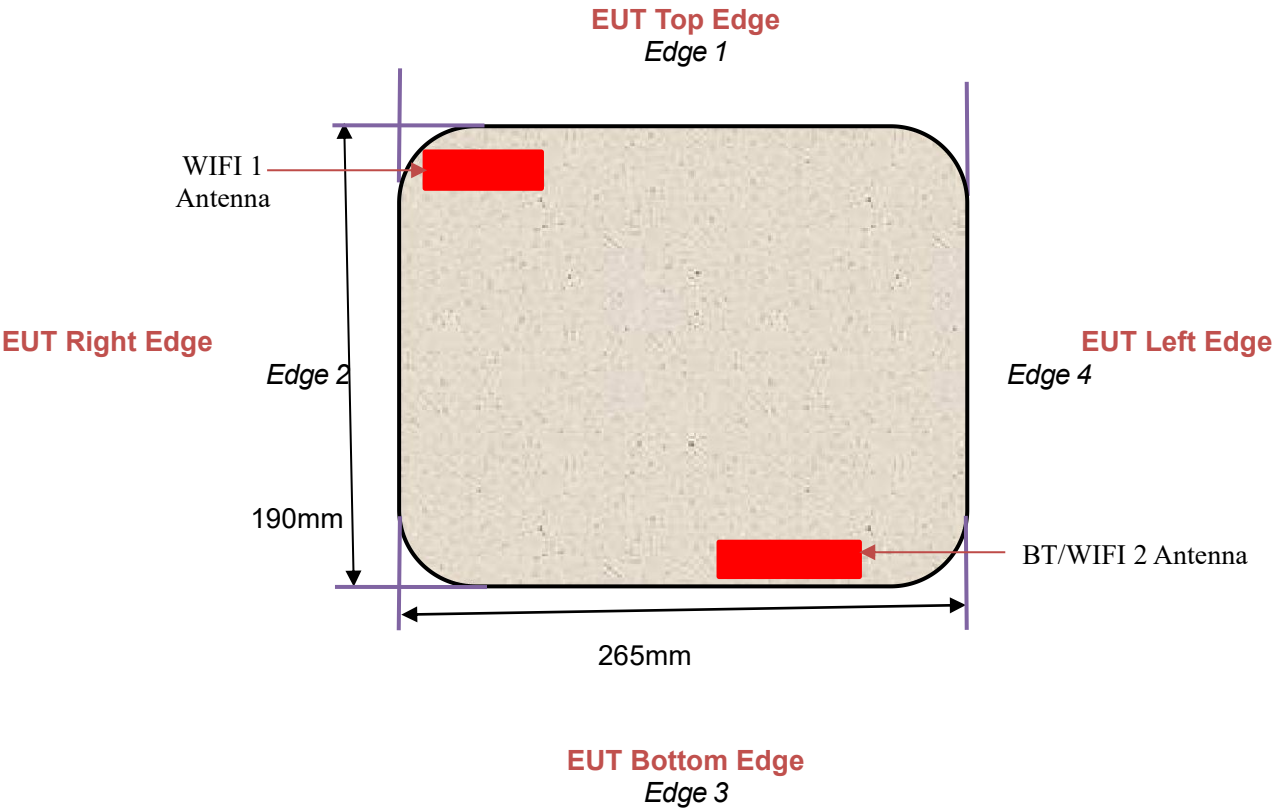

Antenna Separation Distance(mm)					
ANT	Back Side	Left Side	Right Side	Top Side	Bottom Side
ANT 1	5	245	15	10	180
BT/ANT 2	5	90	180	185	15

Any report having not been signed by authorized approver, or having been altered without authorization, or having not been stamped by the "Dedicated Testing/Inspection Stamp" is deemed to be invalid. Copying or excerpting portion of, or altering the content of the report is not permitted without the written authorization of AGC. The test results presented in the report apply only to the tested sample. Any objections to report issued by AGC should be submitted to AGC within 15days after the issuance of the test report. Further enquiry of validity or verification of the test report should be addressed to AGC by agc01@agccert.com.

SAR Test Exclusion Consideration for Adjacent Edges

Per KDB 447498 D01 cl. 4.3.1:

a) For 100 MHz to 6 GHz and test separation distances ≤ 50 mm, the 1-g and 10-g SAR test exclusion thresholds are determine d by the following:

[(max. power of channel, including tune-up tolerance, mW) / (min. test separation distance, mm)] • [√f(GHz)] ≤ 3.0 for1-g SAR, and ≤ 7.5 for 10-g extremity SAR.

b) For 100 MHz to 6 GHz and test separation distances > 50 mm, the 1-g and 10-g SAR test exclusion thresholds are determined by the following:

1) {[Power allowed at numeric threshold for 50 mm in step a)] + [(test separation distance – 50 mm)•(f(MHz)/150)]} mW, for 100 MHz to 1500 MHz

2) {[Power allowed at numeric threshold for 50 mm in step a)] + [(test separation distance – 50 mm)•10]} mW, for > 1500 MHz and ≤ 6 GHz

1-g SAR test exclusion thresholds for WIFI ANT_1					
Test Mode	Test position	Edge 1 (10mm)	Edge 2 (15mm)	Edge 3 (180mm)	Edge 4 (220mm)
2.4 GHz WIFI	SAR test exclusion thresholds(mW)	**19.21**	**29.28**	**1362.35**	**1762.35**
	SAR Max. Avg. Burst Power(mW)	14.00	14.00	14.00	14.00
	SAR required (Yes/No)	No	No	No	No
5.2 GHz WIFI	SAR test exclusion thresholds(mW)	**13.04**	**20.05**	**1366.16**	**1766.16**
	SAR Max. Avg. Burst Power(mW)	24.66	24.66	24.66	24.66
	SAR required (Yes/No)	Yes	Yes	No	No
5.8 GHz WIFI	SAR test exclusion thresholds(mW)	**11.94**	**19.00**	**830.56**	**1230.56**
	SAR Max. Avg. Burst Power(mW)	20.75	20.75	20.75	20.75
	SAR required (Yes/No)	Yes	Yes	No	No

1-g SAR test exclusion thresholds for BT/WIFI ANT_2					
Test Mode	Test position	Edge 1 (185mm)	Edge 2 (180mm)	Edge 3 (15mm)	Edge 4 (90mm)
BT(BR/EDR)	SAR test exclusion thresholds(mW)	**1445.56**	**1395.56**	**28.87**	**175.14**
	SAR Max. Avg. Burst Power(mW)	3.98	3.98	3.98	3.98
	SAR required (Yes/No)	No	No	No	No
2.4 GHz WIFI	SAR test exclusion thresholds(mW)	**1412.35**	**1362.35**	**29.28**	**177.45**
	SAR Max. Avg. Burst Power(mW)	10.16	10.16	10.16	10.16
	SAR required (Yes/No)	No	No	No	No
5.2 GHz WIFI	SAR test exclusion thresholds(mW)	**1416.16**	**1366.16**	**26.08**	**122.26**
	SAR Max. Avg. Burst Power(mW)	18.37	18.37	18.37	18.37
	SAR required (Yes/No)	No	No	No	No
5.8 GHz WIFI	SAR test exclusion thresholds(mW)	**880.56**	**830.56**	**24.94**	**109.31**
	SAR Max. Avg. Burst Power(mW)	17.26	17.26	17.26	17.26
	SAR required (Yes/No)	No	No	No	No

Any report having not been signed by authorized approver, or having been altered without authorization, or having not been stamped by the "Dedicated Testing/Inspection Stamp" is deemed to be invalid. Copying or excerpting portion of, or altering the content of the report is not permitted without the written authorization of AGC. The test results presented in the report apply only to the tested sample. Any objections to report issued by AGC should be submitted to AGC within 15days after the issuance of the test report. Further enquiry of validity or verification of the test report should be addressed to AGC by agc01@agccert.com.

1-g SAR test exclusion thresholds for MIMO_WIFI ANT_1					
Test Mode	Test position	Edge 1 (10mm)	Edge 2 (15mm)	Edge 3 (180mm)	Edge 4 (220mm)
2.4 GHz WIFI	**19.21**	**19.21**	**29.28**	**1362.35**	**1762.35**
	SAR Max. Avg. Burst Power(mW)	25.88	25.88	25.88	25.88
	SAR required (Yes/No)	Yes	No	No	No
5.2 GHz WIFI	SAR test exclusion thresholds(mW)	**13.04**	**20.05**	**1366.16**	**1766.16**
	SAR Max. Avg. Burst Power(mW)	40.46	40.46	40.46	40.46
	SAR required (Yes/No)	Yes	Yes	No	No
5.8 GHz WIFI	SAR test exclusion thresholds(mW)	**11.94**	**19.00**	**830.56**	**1230.56**
	SAR Max. Avg. Burst Power(mW)	34.99	34.99	34.99	34.99
	SAR required (Yes/No)	Yes	Yes	No	No

1-g SAR test exclusion thresholds for MIMO_WIFI ANT_2					
Test Mode	Test position	Edge 1 (185mm)	Edge 2 (180mm)	Edge 3 (15mm)	Edge 4 (90mm)
2.4 GHz WIFI	SAR test exclusion thresholds(mW)	**1412.35**	**1362.35**	**29.28**	**177.45**
	SAR Max. Avg. Burst Power(mW)	25.88	25.88	25.88	25.88
	SAR required (Yes/No)	No	No	No	No
5.2 GHz WIFI	SAR test exclusion thresholds(mW)	**1416.16**	**1366.16**	**26.08**	**122.26**
	SAR Max. Avg. Burst Power(mW)	40.46	40.46	40.46	40.46
	SAR required (Yes/No)	No	No	Yes	No
5.8 GHz WIFI	SAR test exclusion thresholds(mW)	**880.56**	**830.56**	**24.94**	**109.31**
	SAR Max. Avg. Burst Power(mW)	34.99	34.99	34.99	34.99
	SAR required (Yes/No)	No	No	Yes	No

CONCLUSION:

1.BT SAR is not required.

2. Edge1. Edge2.Edge3 of WIFI SAR is required.

Any report having not been signed by authorized approver, or having been altered without authorization, or having not been stamped by the "Dedicated Testing/Inspection Stamp" is deemed to be invalid. Copying or excerpting portion of, or altering the content of the report is not permitted without the written authorization of AGC. The test results presented in the report apply only to the tested sample. Any objections to report issued by AGC should be submitted to AGC within 15days after the issuance of the test report. Further enquiry of validity or verification of the test report should be addressed to AGC by agc01@agccert.com.

5. TISSUE SIMULATING LIQUID

For SAR measurement of the field distribution inside the phantom, the phantom must be filled with homogeneous tissue simulating liquid to a depth of at least 15cm. For head SAR testing the liquid height from the ear reference point (ERP) of the phantom to the liquid top surface is larger than 15cm For body SAR testing, the liquid height from the center of the flat phantom to the liquid top surface is larger than 15cm.The nominal dielectric values of the tissue simulating liquids in the phantom and the tolerance of 10% are listed in 6.2

5.1. The composition of the tissue simulating liquid

Ingredient (% Weight) / **Frequency** (MHz)	**Water**	**Nacl**	**Polysorbate 20**	**DGBE**	**1,2-Propanediol**	**Triton X-100**	**Diethylen glycol monohex ylether**
2450 Head	71.88	0.16	0.0	7.99	0.0	19.97	0.0
5000 Head	65.52	0.0	0.0	0.0	0.0	17.24	17.24

Any report having not been signed by authorized approver, or having been altered without authorization, or having not been stamped by the "Dedicated Testing/Inspection Stamp" is deemed to be invalid. Copying or excerpting portion of, or altering the content of the report is not permitted without the written authorization of AGC. The test results presented in the report apply only to the tested sample. Any objections to report issued by AGC should be submitted to AGC within 15days after the issuance of the test report. Further enquiry of validity or verification of the test report should be addressed to AGC by agc01@agccert.com.

5.2. Tissue Dielectric Parameters for Head and Body Phantoms

The head and body tissue dielectric parameters recommended by the IEEE Std. 1528 have been incorporated in the following table.

Target Frequency (MHz)	head		body	
	εr	σ (S/m)	εr	σ (S/m)
2450	39.2	1.80	39.2	1.80
5200	36.0	4.66	36.0	4.66
5800	35.3	5.27	35.3	5.27

(εr = relative permittivity, σ = conductivity and ρ = 1000 kg/m3

Any report having not been signed by authorized approver, or having been altered without authorization, or having not been stamped by the "Dedicated Testing/Inspection Stamp" is deemed to be invalid. Copying or excerpting portion of, or altering the content of the report is not permitted without the written authorization of AGC. The test results presented in the report apply only to the tested sample. Any objections to report issued by AGC should be submitted to AGC within 15days after the issuance of the test report. Further enquiry of validity or verification of the test report should be addressed to AGC by agc01@agccert.com.

5.3. Tissue Calibration Result

The dielectric parameters of the liquids were verified prior to the SAR evaluation using SATIMO Dielectric Probe Kit and R&S Network Analyzer ZVL6.

Tissue Stimulant Measurement for 2450MHz					
Head	Fr. (MHz)	Dielectric Parameters (±10%)		Tissue Temp [°C]	Test time
		εr39.2(35.28-43.12)	δ[s/m]1.80(1.62-1.98)		
	2437	40.30	1.85	20.6	Aug. 26, 2024
	2450	39.98	1.83		

Tissue Stimulant Measurement for 5200MHz					
Head	Fr. (MHz)	Dielectric Parameters (±10%)		Tissue Temp [°C]	Test time
		εr 36.0(32.4-39.6)	δ[s/m] 4.66(4.194 -5.126)		
	5180	36.81	4.58	20.2	Aug. 27, 2024
	5200	36.79	4.63		
	5240	35.87	4.69		

Tissue Stimulant Measurement for 5800MHz					
Head	Fr. (MHz)	Dielectric Parameters (±10%)		Tissue Temp [°C]	Test time
		εr 35.3 (31.77-38.83)	δ[s/m] 5.27 (4.743-5.797)		
	5795	36.56	5.22	20.2	Aug. 27, 2024
	5800	36.32	5.28		
	5825	35.88	5.32		

Any report having not been signed by authorized approver, or having been altered without authorization, or having not been stamped by the "Dedicated Testing/Inspection Stamp" is deemed to be invalid. Copying or excerpting portion of, or altering the content of the report is not permitted without the written authorization of AGC. The test results presented in the report apply only to the tested sample. Any objections to report issued by AGC should be submitted to AGC within 15days after the issuance of the test report. Further enquiry of validity or verification of the test report should be addressed to AGC by agc01@agccert.com.

6. SAR SYSTEM CHECK PROCEDURE

6.1. SAR System Check Procedures

SAR system check is required to confirm measurement accuracy, according to the tissue dielectric media, probe calibration points and other system operating parameters required for measuring the SAR of a test device. The system verification must be performed for each frequency band and within the valid range of each probe calibration point required for testing the device. The same SAR probe(s) and tissue-equivalent media combinations used with each specific SAR system for system verification must be used for device testing. When multiple probe calibration points are required to cover substantially large transmission bands, independent system verifications are required for each probe calibration point. A system verification must be performed before each series of SAR measurements using the same probe calibration point and tissue-equivalent medium. Additional system verification should be considered according to the conditions of the tissue-equivalent medium and measured tissue dielectric parameters, typically every three to four days when the liquid parameters are remeasured or sooner when marginal liquid parameters are used at the beginning of a series of measurements.

Each SATIMO system is equipped with one or more system check kits. These units, together with the predefined measurement procedures within the SATIMO software, enable the user to conduct the system check and system validation. System kit includes a dipole, and dipole device holder.

The system check verifies that the system operates within its specifications. It's performed daily or before every SAR measurement. The system check uses normal SAR measurement in the flat section of the phantom with a matched dipole at a specified distance. The system check setup is shown as below.

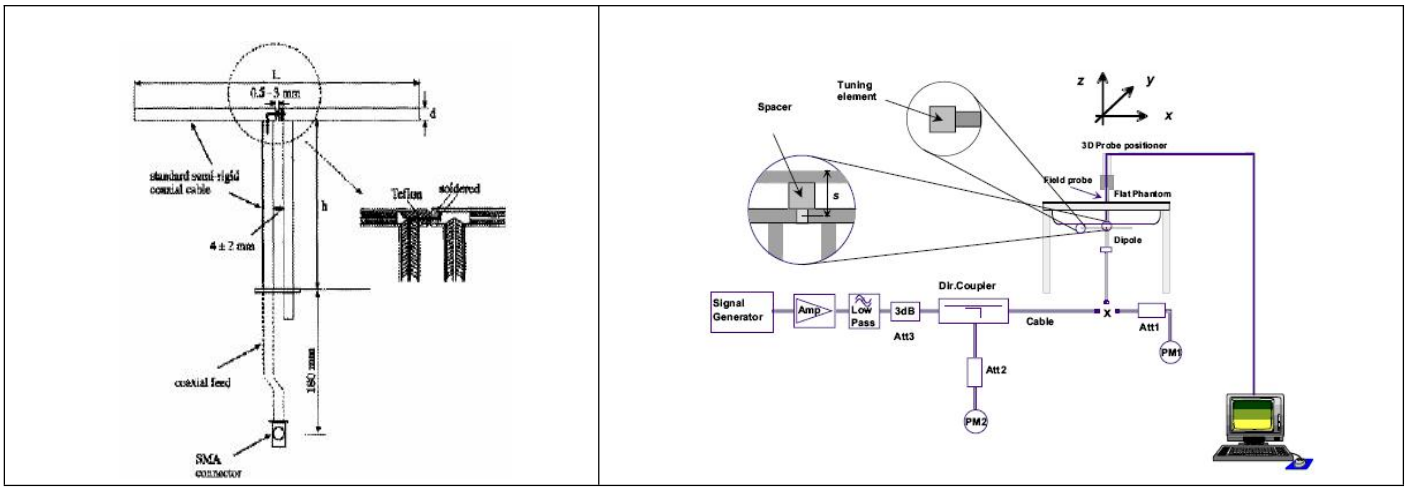

Any report having not been signed by authorized approver, or having been altered without authorization, or having not been stamped by the "Dedicated Testing/Inspection Stamp" is deemed to be invalid. Copying or excerpting portion of, or altering the content of the report is not permitted without the written authorization of AGC. The test results presented in the report apply only to the tested sample. Any objections to report issued by AGC should be submitted to AGC within 15days after the issuance of the test report. Further enquiry of validity or verification of the test report should be addressed to AGC by agc01@agccert.com.

6.2. SAR System Check

6.2.1. Dipoles

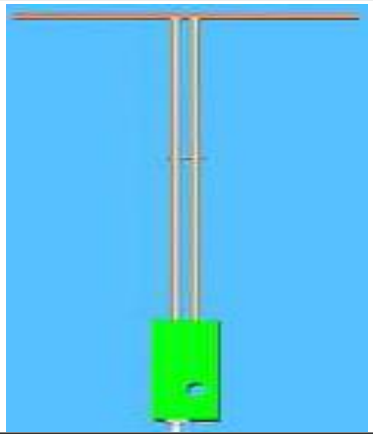	The dipoles are based on the IEEE-1528 standard, and are complied with mechanical and electrical specifications in line with the requirements of IEEE. the table below provides details for the mechanical and electrical Specifications for the dipoles.
	The dipole is based on the IEEE-1528 standard, and is complied with mechanical and electrical specifications in line with the requirements of IEEE. The table below provides details for the mechanical and electrical specifications for the wave guide.

Frequency	L (mm)	h (mm)	d (mm)
2450MHz	51.5	30.4	3.6
5000MHz	20.6	40.3	3.6

Any report having not been signed by authorized approver, or having been altered without authorization, or having not been stamped by the "Dedicated Testing/Inspection Stamp" is deemed to be invalid. Copying or excerpting portion of, or altering the content of the report is not permitted without the written authorization of AGC. The test results presented in the report apply only to the tested sample. Any objections to report issued by AGC should be submitted to AGC within 15days after the issuance of the test report. Further enquiry of validity or verification of the test report should be addressed to AGC by agc01@agccert.com.

6.2.2. System Check Result

System Performance Check at 2450MHz& 5200MHz for Head								
Validation Kit: SN 29/15 DIP 2G450-393& SN 17/22 DIP 5G000-671								
Frequency [MHz]	Target Value(W/kg)		Reference Result (± 10%)		Normalized to 1W(W/kg)		Tissue Temp. [°C]	Test time
	1g	10g	1g	10g	1g	10g		
2450	54.32	24.25	48.888-59.752	21.825-26.675	53.631	25.199	20.6	Aug. 26, 2024
5200	73.43	21.83	66.087-80.773	19.647-24.013	72.445	22.480	20.2	Aug. 27, 2024
5800	75.69	22.44	68.121-83.259	20.196-24.684	74.556	20.823	20.2	Aug. 27, 2024

Note:
(1) We use a CW signal of 20dBm for system check, and then all SAR value are normalized to 1W forward power. The result must be within ±10% of target value.

Any report having not been signed by authorized approver, or having been altered without authorization, or having not been stamped by the "Dedicated Testing/Inspection Stamp" is deemed to be invalid. Copying or excerpting portion of, or altering the content of the report is not permitted without the written authorization of AGC. The test results presented in the report apply only to the tested sample. Any objections to report issued by AGC should be submitted to AGC within 15days after the issuance of the test report. Further enquiry of validity or verification of the test report should be addressed to AGC by agc01@agccert.com.

7. EUT TEST POSITION

This EUT was tested in **Body back, and 1 edges, 2 edges and 3 edges.**

7.1. Body Worn Position

(1) To position the EUT parallel to the phantom surface.

(2) To adjust the EUT parallel to the flat phantom.

(3) To adjust the distance between the EUT surface and the flat phantom to **0mm.**





Any report having not been signed by authorized approver, or having been altered without authorization, or having not been stamped by the "Dedicated Testing/Inspection Stamp" is deemed to be invalid. Copying or excerpting portion of, or altering the content of the report is not permitted without the written authorization of AGC. The test results presented in the report apply only to the tested sample. Any objections to report issued by AGC should be submitted to AGC within 15days after the issuance of the test report. Further enquiry of validity or verification of the test report should be addressed to AGC by agc01@agccert.com.

8. SAR EXPOSURE LIMITS

Limits for General Population/Uncontrolled Exposure (W/kg)

Type Exposure	Uncontrolled Environment Limit (W/kg)
Spatial Peak SAR (1g cube tissue for brain or body)	1.60
Spatial Average SAR (Whole body)	0.08
Spatial Peak SAR (Limbs)	4.0

Any report having not been signed by authorized approver, or having been altered without authorization, or having not been stamped by the "Dedicated Testing/Inspection Stamp" is deemed to be invalid. Copying or excerpting portion of, or altering the content of the report is not permitted without the written authorization of AGC. The test results presented in the report apply only to the tested sample. Any objections to report issued by AGC should be submitted to AGC within 15days after the issuance of the test report. Further enquiry of validity or verification of the test report should be addressed to AGC by agc01@agccert.com.

9. TEST FACILITY

Test Site	Attestation of Global Compliance (Shenzhen) Co., Ltd
Location	1-2/F, Building 19, Junfeng Industrial Park, Chongqing Road, Heping Community, Fuhai Street, Bao'an District, Shenzhen, Guangdong, China
Designation Number	CN1259
FCC Test Firm Registration Number	975832
A2LA Cert. No.	5054.02
Description	Attestation of Global Compliance(Shenzhen) Co., Ltd is accredited by A2LA

Any report having not been signed by authorized approver, or having been altered without authorization, or having not been stamped by the "Dedicated Testing/Inspection Stamp" is deemed to be invalid. Copying or excerpting portion of, or altering the content of the report is not permitted without the written authorization of AGC. The test results presented in the report apply only to the tested sample. Any objections to report issued by AGC should be submitted to AGC within 15days after the issuance of the test report. Further enquiry of validity or verification of the test report should be addressed to AGC by agc01@agccert.com.

10. TEST EQUIPMENT LIST

Equipment description	Manufacturer/ Model	Identification No.	Software version	Current calibration date	Next calibration date
SAR Probe	MVG	2023-EPGO-414	N/A	Apr. 30, 2024	Apr. 29, 2025
Phantom	SATIMO	SN_4511_SAM90	N/A	Validated. No cal required.	Validated. No cal required.
Liquid	SATIMO	N/A	N/A	Validated. No cal required.	Validated. No cal required.
Comm Tester	Agilent-8960	GB46200384	N/A	May. 28, 2024	May. 27, 2025
Comm Tester	R&S- CMW500	121209	V3.7.40	May. 23, 2024	May. 22, 2025
Multimeter	Keithley 2000	1350784	N/A	May. 24, 2024	May. 23, 2025
SAR Software	SATIMO-OpenSAR	N/A	OpenSAR V4_02_32	N/A	N/A
Dipole	SATIMO SID2450	SN 29/15 DIP 2G450-393	N/A	Apr. 28,2022	Apr. 27,2025
Dipole	SID5000	SN 17/22 DIP 5G000-671	N/A	Apr. 28,2022	Apr. 27, 2025
Signal Generator	Agilent-E4438C	US41461365	V5.03	May. 24, 2024	May. 23, 2025
Vector Analyzer	Agilent / E4440A	MY44303916	N/A	May. 28, 2024	May. 27, 2025
Network Analyzer	Rhode & Schwarz ZVL6	SN101443	3.2	Sep. 21, 2023	Sep. 20, 2024
Attenuator	Warison /WATT-6SR1211	S/N:WRJ34AYM2F1	N/A	June 06, 2024	June 05, 2025
Attenuator	Mini-circuits / VAT-10+	31405	N/A	June 06, 2024	June 05, 2025
Amplifier	AS0104-55_55	1004793	N/A	N/A	N/A
Directional Couple	Werlatone/ C5571-10	SN99463	N/A	Feb. 01, 2024	Jan. 31, 2026
Directional Couple	Werlatone/ C6026-10	SN99482	N/A	Feb. 01, 2024	Jan. 31, 2026
Power Sensor	NRP-Z21	1137.6000.02	N/A	Sep. 05, 2023	Sep. 04, 2024
Power Sensor	NRP-Z23	100323	N/A	Jun. 05, 2024	Jun. 04, 2025
Power Viewer	R&S	V2.3.1.0	N/A	N/A	N/A
Calibration standard parts for network sub - port	R&S/ ZV-Z132	N/A	V2.3.1.0	Nov. 11, 2023	Nov. 10, 2024

Note: Per KDB 865664 Dipole SAR Validation, AGC Lab has adopted 3 years calibration intervals. On annual basis, every measurement dipole has been evaluated and is in compliance with the following criteria:

1. There is no physical damage on the dipole;
2. System validation with specific dipole is within 10% of calibrated value;
3. Return-loss is within 20% of calibrated measurement;
4. Impedance is within 5Ω of calibrated measurement.

Any report having not been signed by authorized approver, or having been altered without authorization, or having not been stamped by the "Dedicated Testing/Inspection Stamp" is deemed to be invalid. Copying or excerpting portion of, or altering the content of the report is not permitted without the written authorization of AGC. The test results presented in the report apply only to the tested sample. Any objections to report issued by AGC should be submitted to AGC within 15days after the issuance of the test report. Further enquiry of validity or verification of the test report should be addressed to AGC by agc01@agccert.com.

11. MEASUREMENT UNCERTAINTY

SATIMO Uncertainty- 2023-EPGO-414 Measurement uncertainty for DUT averaged over 1 gram / 10 gram.									
Uncertainty Component	Sec.	Tol (+- %)	Prob. Dist.	Div.	Ci (1g)	Ci (10g)	1g Ui (+-%)	10g Ui (+-%)	vi
Measurement System									
Probe calibration	E.2.1	7.000	N	1	1	1	7.000	7.000	∞
Axial Isotropy	E.2.2	1.695	R	1.732	0.707	0.707	0.692	0.692	∞
Hemispherical Isotropy	E.2.2	1.695	R	1.732	0.707	0.707	0.692	0.692	∞
Boundary effect	E.2.3	1.000	R	1.732	1	1	0.577	0.577	∞
Linearity	E.2.4	2.250	R	1.732	1	1	1.299	1.299	∞
System detection limits	E.2.4	1.000	R	1.732	1	1	0.577	0.577	∞
Modulation response	E2.5	3.000	R	1.732	1	1	1.732	1.732	∞
Readout Electronics	E.2.6	0.021	N	1	1	1	0.021	0.021	∞
Response Time	E.2.7	0.000	R	1.732	1	1	0.000	0.000	∞
Integration Time	E.2.8	1.400	R	1.732	1	1	0.808	0.808	∞
RF ambient conditions-Noise	E.6.1	3.000	R	1.732	1	1	1.732	1.732	∞
RF ambient conditions-reflections	E.6.1	3.000	R	1.732	1	1	1.732	1.732	∞
Probe positioner mechanical tolerance	E.6.2	1.400	R	1.732	1	1	0.808	0.808	∞
Probe positioning with respect to phantom shell	E.6.3	1.400	R	1.732	1	1	0.808	0.808	∞
Extrapolation, interpolation, and integrations algorithms for max. SAR evaluation	E.5	2.300	R	1.732	1	1	1.328	1.328	∞
Test sample Related									
Test sample positioning	E.4.2	2.6	N	1	1	1	2.60	2.60	∞
Device holder uncertainty	E.4.1	3	N	1	1	1	3.00	3.00	∞
Output power variation—SAR drift measurement	E.2.9	5	R	1.732	1	1	2.89	2.89	∞
SAR scaling	E.6.5	5	R	1.732	1	1	2.89	2.89	∞
Phantom and tissue parameters									
Phantom shell uncertainty—shape, thickness, and permittivity	E.3.1	4	R	1.732	1	1	2.309	2.309	∞
Uncertainty in SAR correction for deviations in permittivity and conductivity	E.3.2	1.9	N	1	1	0.84	1.900	1.596	∞
Liquid conductivity measurement	E.3.3	4	N	1	0.78	0.71	3.120	2.840	M
Liquid permittivity measurement	E.3.3	5	N	1	0.23	0.26	1.150	1.300	M
Liquid conductivity—temperature uncertainty	E.3.4	2.5	R	1.732	0.78	0.71	1.126	1.025	∞
Liquid permittivity—temperature uncertainty	E.3.4	2.5	R	1.732	0.23	0.26	0.332	0.375	∞
Combined Standard Uncertainty			RSS				10.616	10.432	
Expanded Uncertainty (95% Confidence interval)			K=2				21.232	20.865	

Any report having not been signed by authorized approver, or having been altered without authorization, or having not been stamped by the "Dedicated Testing/Inspection Stamp" is deemed to be invalid. Copying or excerpting portion of, or altering the content of the report is not permitted without the written authorization of AGC. The test results presented in the report apply only to the tested sample. Any objections to report issued by AGC should be submitted to AGC within 15days after the issuance of the test report. Further enquiry of validity or verification of the test report should be addressed to AGC by agc01@agccert.com.

SATIMO Uncertainty- 2023-EPGO-414 System Validation uncertainty for DUT averaged over 1 gram / 10 gram.									
Uncertainty Component	Sec.	Tol (+- %)	Prob. Dist.	Div.	Ci (1g)	Ci (10g)	1g Ui (+-%)	10g Ui (+-%)	vi
Measurement System									
Probe calibration	E.2.1	7.000	N	1	1	1	7.000	7.000	∞
Axial Isotropy	E.2.2	1.695	R	1.732	1.000	1.000	0.979	0.979	∞
Hemispherical Isotropy	E.2.2	1.695	R	1.732	0.000	0.000	0.000	0.000	∞
Boundary effect	E.2.3	1.000	R	1.732	1.000	1.000	0.577	0.577	∞
Linearity	E.2.4	2.250	R	1.732	1.000	1.000	1.299	1.299	∞
System detection limits	E.2.4	1.000	R	1.732	1.000	1.000	0.577	0.577	∞
Modulation response	E2.5	3.000	R	1.732	0.000	0.000	0.000	0.000	∞
Readout Electronics	E.2.6	0.021	N	1.000	1.000	1.000	0.021	0.021	∞
Response Time	E.2.7	0.000	R	1.732	0.000	0.000	0.000	0.000	∞
Integration Time	E.2.8	1.400	R	1.732	0.000	0.000	0.000	0.000	∞
RF ambient conditions-Noise	E.6.1	3.000	R	1.732	1.000	1.000	1.732	1.732	∞
RF ambient conditions-reflections	E.6.1	3.000	R	1.732	1.000	1.000	1.732	1.732	∞
Probe positioner mechanical tolerance	E.6.2	1.400	R	1.732	1.000	1.000	0.808	0.808	∞
Probe positioning with respect to phantom shell	E.6.3	1.400	R	1.732	1.000	1.000	0.808	0.808	∞
Extrapolation, interpolation, and integrations algorithms for max. SAR evaluation	E.5	2.300	R	1.732	1.000	1.000	1.328	1.328	∞
System validation source									
Deviation of experimental dipole from numerical dipole	E.6.4	5	N	1	1	1	5	5	∞
Input power and SAR drift measurement	8,6.6.4	5	R	1.732	1	1	2.887	2.887	∞
Dipole axis to liquid distance	8,E.6.6	2	R	1.732	1	1	1.155	1.155	∞
Phantom and set-up									
Phantom shell uncertainty—shape, thickness, and permittivity	E.3.1	4	R	1.732	1	1	2.309	2.309	∞
Uncertainty in SAR correction for deviations in permittivity and conductivity	E.3.2	1.9	N	1	1	0.84	1.9	1.596	∞
Liquid conductivity（temperature uncertainty）	E.3.3	4	N	1	0.78	0.71	3.12	2.84	∞
Liquid conductivity（measured）	E.3.3	5	N	1	0.23	0.26	1.15	1.3	M
Liquid permittivity（temperature uncertainty）	E.3.4	2.5	R	1.732	0.78	0.71	1.126	1.025	∞
Liquid permittivity（measured）	E.3.4	2.5	R	1.732	0.23	0.26	0.332	0.375	M
Combined Standard Uncertainty			RSS				10.572	10.387	
Expanded Uncertainty (95% Confidence interval)			K=2				21.143	20.775	

Any report having not been signed by authorized approver, or having been altered without authorization, or having not been stamped by the "Dedicated Testing/Inspection Stamp" is deemed to be invalid. Copying or excerpting portion of, or altering the content of the report is not permitted without the written authorization of AGC. The test results presented in the report apply only to the tested sample. Any objections to report issued by AGC should be submitted to AGC within 15days after the issuance of the test report. Further enquiry of validity or verification of the test report should be addressed to AGC by agc01@agccert.com.

SATIMO Uncertainty- 2023-EPGO-414 System Check uncertainty for DUT averaged over 1 gram / 10 gram.									
Uncertainty Component	Sec.	Tol (+- %)	Prob. Dist.	Div.	Ci (1g)	Ci (10g)	1g Ui (+-%)	10g Ui (+-%)	vi
Measurement System									
Probe calibration drift	E.2.1.3	0.5	N	1	1	1	0.5	0.5	∞
Axial Isotropy	E.2.2	1.695	R	$\sqrt{3}$	0	0	0	0	∞
Hemispherical Isotropy	E.2.2	1.695	R	$\sqrt{3}$	0	0	0	0	∞
Boundary effect	E.2.3	1.000	R	$\sqrt{3}$	0	0	0	0	∞
Linearity	E.2.4	2.250	R	$\sqrt{3}$	0	0	0	0	∞
System detection limits	E.2.4	1	R	$\sqrt{3}$	0	0	0	0	∞
Modulation response	E2.5	3	R	$\sqrt{3}$	0	0	0	0	∞
Readout Electronics	E.2.6	0.021	N	$\sqrt{3}$	0	0	0	0	∞
Response Time	E.2.7	0	R	$\sqrt{3}$	0	0	0	0	∞
Integration Time	E.2.8	1.4	R	$\sqrt{3}$	0	0	0	0	∞
RF ambient conditions-Noise	E.6.1	3	R	$\sqrt{3}$	0	0	0	0	∞
RF ambient conditions-reflections	E.6.1	3	R	$\sqrt{3}$	0	0	0	0	∞
Probe positioner mechanical tolerance	E.6.2	1.4	R	$\sqrt{3}$	1	1	0.81	0.81	∞
Probe positioning with respect to phantom shell	E.6.3	1.4	R	$\sqrt{3}$	1	1	0.81	0.81	∞
Extrapolation, interpolation, and integrations algorithms for max. SAR evaluation	E.5	2.3	R	$\sqrt{3}$	0	0	0	0.00	∞
System check source (dipole)									
Deviation of experimental dipoles	E.6.4	2	N	1	1	1	2	2	∞
Input power and SAR drift measurement	8,6.6.4	5	R	$\sqrt{3}$	1	1	2.89	2.89	∞
Dipole axis to liquid distance	8,E.6.6	2	R	$\sqrt{3}$	1	1	1.15	1.15	∞
Phantom and tissue parameters									
Phantom shell uncertainty—shape, thickness, and permittivity	E.3.1	4	R	$\sqrt{3}$	1	1	2.31	2.31	∞
Uncertainty in SAR correction for deviations in permittivity and conductivity	E.3.2	1.9	N	1.000	1	0.84	1.90	1.60	∞
Liquid conductivity measurement	E.3.3	4	N	1.000	0.78	0.71	3.12	2.84	∞
Liquid permittivity measurement	E.3.3	5	N	1.000	0.23	0.26	1.15	1.30	M
Liquid conductivity—temperature uncertainty	E.3.4	2.5	R	$\sqrt{3}$	0.78	0.71	1.13	1.02	∞
Liquid permittivity—temperature uncertainty	E.3.4	2.5	R	$\sqrt{3}$	0.23	0.26	0.33	0.38	M
Combined Standard Uncertainty			RSS				5.562	5.203	
Expanded Uncertainty (95% Confidence interval)			K=2				11.124	10.406	

Any report having not been signed by authorized approver, or having been altered without authorization, or having not been stamped by the "Dedicated Testing/Inspection Stamp" is deemed to be invalid. Copying or excerpting portion of, or altering the content of the report is not permitted without the written authorization of AGC. The test results presented in the report apply only to the tested sample. Any objections to report issued by AGC should be submitted to AGC within 15days after the issuance of the test report. Further enquiry of validity or verification of the test report should be addressed to AGC by agc01@agccert.com.

12. CONDUCTED POWER MEASUREMENT

WIFI

2.4GWIFI					
Mode	Channel Number	Frequency (MHz)	ANT_1 Average Power (dBm)	ANT_2 Average Power (dBm)	ANT_1+2 Average Power (dBm)
802.11b	1	2412	11.27	10.61	N/A
	7	2437	11.46	10.70	N/A
	11	2462	10.89	10.69	N/A
802.11g	1	2412	10.79	10.40	N/A
	7	2437	11.04	10.26	N/A
	11	2462	10.57	10.21	N/A
802.11 n-HT20	1	2412	10.79	10.26	13.54
	7	2437	11.04	10.12	13.61
	11	2462	10.54	10.13	13.35
802.11 n-HT40	3	2422	11.29	10.75	14.04
	6	2437	11.40	10.82	14.13
	9	2452	11.43	10.72	14.10
802.11ax-HE20	1	2412	10.76	10.21	13.50
	7	2437	11.06	10.08	13.61
	11	2462	10.53	10.14	13.35
802.11ax-HE40	3	2422	11.27	10.65	13.98
	6	2437	11.33	10.76	14.06
	9	2452	11.39	10.71	14.07

Any report having not been signed by authorized approver, or having been altered without authorization, or having not been stamped by the "Dedicated Testing/Inspection Stamp" is deemed to be invalid. Copying or excerpting portion of, or altering the content of the report is not permitted without the written authorization of AGC. The test results presented in the report apply only to the tested sample. Any objections to report issued by AGC should be submitted to AGC within 15days after the issuance of the test report. Further enquiry of validity or verification of the test report should be addressed to AGC by agc01@agccert.com.

Bluetooth_V5.0(BR/EDR)

BT				
Mode	Channel Number	Frequency (MHz)	Average Power (dBm)	Output Power (mW)
GFSK(1Mbps)	0	2402	5.44	3.50
	39	2441	5.53	3.57
	78	2480	5.92	3.91
π/4-QPSK(2Mbps)	0	2402	5.43	3.49
	39	2441	5.14	3.27
	78	2480	5.80	3.80
8DPSK(3Mbps)	0	2402	5.63	3.66
	39	2441	5.32	3.40
	78	2480	6.00	3.98

BLE				
Mode	Channel Number	Frequency (MHz)	Average Power (dBm)	Output Power (mW)
GFSK(1Mbps)	0	2402	4.52	2.83
	19	2440	4.04	2.54
	39	2480	4.77	3.00
GFSK(2Mbps)	0	2402	4.50	2.82
	19	2440	4.01	2.52
	39	2480	4.67	2.93

Any report having not been signed by authorized approver, or having been altered without authorization, or having not been stamped by the "Dedicated Testing/Inspection Stamp" is deemed to be invalid. Copying or excerpting portion of, or altering the content of the report is not permitted without the written authorization of AGC. The test results presented in the report apply only to the tested sample. Any objections to report issued by AGC should be submitted to AGC within 15days after the issuance of the test report. Further enquiry of validity or verification of the test report should be addressed to AGC by agc01@agccert.com.

5GHz WIFI

5.2G WLAN					
Mode	Channel Number	Frequency (MHz)	ANT_1 Average Power (dBm)	ANT_2 Average Power (dBm)	ANT_1+2 Average Power (dBm)
802.11a	36	5180	13.92	12.64	N/A
	40	5200	13.42	11.11	N/A
	48	5240	13.46	11.65	N/A
802.11 n-HT20	36	5180	13.79	12.18	16.07
	40	5200	13.35	10.96	15.33
	48	5240	13.44	11.24	15.49
802.11 n-HT40	38	5190	13.82	12.00	16.01
	46	5230	13.83	11.64	15.88
802.11ac-VHT20	36	5180	13.69	12.26	16.04
	40	5200	13.30	10.94	15.29
	48	5240	13.37	11.19	15.43
802.11ac-VHT40	38	5190	13.80	11.88	15.96
	46	5230	13.80	11.53	15.82
802.11ac-VHT80	42	5210	13.69	11.68	15.81

5.8G WLAN					
Mode	Channel Number	Frequency (MHz)	ANT_1 Average Power (dBm)	ANT_2 Average Power (dBm)	ANT_1+2 Average Power (dBm)
802.11a	149	5745	12.00	11.22	N/A
	157	5785	12.32	11.75	N/A
	165	5825	13.17	12.37	N/A
802.11 n-HT20	149	5745	11.59	10.48	14.08
	157	5785	12.03	11.14	14.62
	165	5825	12.93	11.55	15.30
802.11 n-HT40	151	5755	12.59	11.50	15.09
	159	5795	12.84	11.88	15.40
802.11ac-VHT20	149	5745	11.70	10.54	14.17
	157	5785	12.00	11.08	14.57
	165	5825	12.98	11.57	15.34
802.11ac-VHT40	151	5755	12.55	11.56	15.09
	159	5795	12.91	11.88	15.44
802.11ac-VHT80	155	5775	12.28	11.60	14.96

Any report having not been signed by authorized approver, or having been altered without authorization, or having not been stamped by the "Dedicated Testing/Inspection Stamp" is deemed to be invalid. Copying or excerpting portion of, or altering the content of the report is not permitted without the written authorization of AGC. The test results presented in the report apply only to the tested sample. Any objections to report issued by AGC should be submitted to AGC within 15days after the issuance of the test report. Further enquiry of validity or verification of the test report should be addressed to AGC by agc01@agccert.com.

13. TEST RESULTS

13.1. SAR Test Results Summary

13.1.1. Test position and configuration

1. The EUT is a Tablet
2. Lab use the head liquid with a separation of 0mm at flat phantom to test;
3. For SAR testing, the device was controlled by software to test at reference fixed frequency points.

13.1.2. Operation Mode

1. Per KDB 447498 D01 v06 ,for each exposure position, if the highest 1-g SAR is ≤ 0.8 W/kg, testing for low and high channel is optional.
2. Per KDB 865664 D01 v01r04,for each frequency band, if the measured SAR is ≥0.8W/kg, testing for repeated SAR measurement is required , that the highest measured SAR is only to be tested. When the SAR results are near the limit, the following procedures are required for each device to verify these types of SAR measurement related variation concerns by repeating the highest measured SAR configuration in each frequency band.
   (1) When the original highest measured SAR is ≥0.8W/kg, repeat that measurement once.
   (2) Perform a second repeated measurement only if the ratio of largest to smallest SAR for the original and first repeated measurements is >1.20 or when the original or repeated measurement is ≥1.45 W/kg.
   (3) Perform a third repeated measurement only if the original, first and second repeated measurement is ≥1.5 W/kg and ratio of largest to smallest SAR for the original, first and second measurement is ≥ 1.20.
3. Per KDB 248227 D01v02r02,for 2.4GHz 802.11g/n SAR testing is not required when the highest reported SAR for DSSS is adjusted by the ratio of OFDM to DSSS specified maximum output power and the adjusted SAR is ≤1.2W/kg.
4. Per KDB 248227 D01 v02r02 Chapter 5.3.4, SAR measurement requirements for the remaining 802.11 transmission mode configurations that have not been tested in the initial test configuration are determined separately for each standalone and aggregated frequency band, in each exposure condition, according to the maximum output power specified for production units. The initial test position procedure is applied to next to the ear, UMPC mini-tablet and hotspot mode configurations. When the same maximum output power is specified for multiple transmission modes, the procedures in 5.3.2 are applied to determine the test configuration. Additional power measurements may be required to determine if SAR measurements are required for subsequent highest output power channels in a subsequent test configuration. The subsequent test configuration and SAR measurement procedures are described in the following.
   (1) When SAR test exclusion provisions of KDB Publication 447498 D01 are applicable and SAR measurement is not required for the initial test configuration, SAR is also not required for the next highest maximum output power transmission mode subsequent test configuration(s) in that frequency band or aggregated band and exposure configuration.
   (2) When the highest reported SAR for the initial test configuration (when applicable, include subsequent highest output channels), according to the initial test position or fixed exposure position requirements, is adjusted by the ratio of the subsequent test configuration to initial test configuration specified maximum output power and the adjusted SAR is ≤ 1.2 W/kg, SAR is not required for that subsequent test configuration.
5. Per KDB616217 D04 v01r02, The antennas in tablets are typically located near the back (bottom) surface

Any report having not been signed by authorized approver, or having been altered without authorization, or having not been stamped by the "Dedicated Testing/Inspection Stamp" is deemed to be invalid. Copying or excerpting portion of, or altering the content of the report is not permitted without the written authorization of AGC. The test results presented in the report apply only to the tested sample. Any objections to report issued by AGC should be submitted to AGC within 15days after the issuance of the test report. Further enquiry of validity or verification of the test report should be addressed to AGC by agc01@agccert.com.

and/or along the edges of the devices; therefore, SAR evaluation is required for these configurations. Exposures from antennas through the front (top) surface of the display section of a full-size tablet, away from the edges, are generally limited to the user's hands. Exposures to hands for typical consumer transmitters used in tablets are not expected to exceed the extremity SAR limit; therefore, SAR evaluation for the front surface of tablet display screens are generally not necessary, except for tablets that are designed to require continuous operations with the hand(s) next to the antenna(s).

6. Maximum Scaling SAR in order to calculate the Maximum SAR values to test under the standard Peak Power, Calculation method is as follows:
   Maximum Scaling SAR =tested SAR (Max.) ×[maximum turn-up power (mw)/ maximum measurement output power(mw)]
7. Proximity sensor, just for avoiding the wrong operation in the phone screen when call, and has no influence on output power or SAR result
8. According to KDB 447498 D01 4.3.1, Standalone SAR test exclusion is as follow:
   For 100 MHz to 6 GHz and test separation distances ≤ 50 mm, the 1-g and 10-g SAR test exclusion thresholds are determined by the following:
   [(max. power of channel, including tune-up tolerance, mW) / (min. test separation distance, mm)] • [√ f(GHz)] ≤ 3.0 for 1-g SAR, and ≤ 7.5 for 10-g extremity SAR[30], where
   - f(GHz) is the RF channel transmit frequency in GHz
   - Power and distance are rounded to the nearest mW and mm before calculation[31]
   - The result is rounded to one decimal place for comparison
   - The values 3.0 and 7.5 are referred to as numeric thresholds in step b) below

   The test exclusions are applicable only when the minimum test separation distance is ≤ 50 mm, and for transmission frequencies between 100 MHz and 6 GHz. When the minimum test separation distance is < 5 mm, a distance of 5 mm according to 4.1 f) is applied to determine SAR test exclusion.

If the test separation distance is <5mm, 5mm is used for excluded SAR calculation.

Estimated SAR		Maximum Average Power		Dis.(mm)	Frequency(GHz)	Stand alone SAR(1g) [W/kg]
		dBm	mW			
BT	Body	6.5	4.467	5	2.48	1.407

Note: The 1-g extremity SAR ≤ 3.0, So Bluetooth evaluation exemption.

Any report having not been signed by authorized approver, or having been altered without authorization, or having not been stamped by the "Dedicated Testing/Inspection Stamp" is deemed to be invalid. Copying or excerpting portion of, or altering the content of the report is not permitted without the written authorization of AGC. The test results presented in the report apply only to the tested sample. Any objections to report issued by AGC should be submitted to AGC within 15days after the issuance of the test report. Further enquiry of validity or verification of the test report should be addressed to AGC by agc01@agccert.com.

13.1.3. Test Result

SAR MEASUREMENT									
Depth of Liquid (cm):>15				Relative Humidity (%):46.8					
Product: Rugged Windows Tablet									
Test Mode: 802.11b 2.4G WIFI_ANT_1									
Position	**Mode**	**Ch.**	**Fr. (MHz)**	**Power Drift (<±5%)**	**SAR (1g) (W/kg)**	**Max. Tune-up Power (dBm)**	**Meas. output Power (dBm)**	**Scaled SAR (W/kg)**	**Limit (W/kg)**
Body back	DTS	6	2437	-3.07	0.281	11.50	11.46	0.284	1.6

SAR MEASUREMENT									
Depth of Liquid (cm):>15				Relative Humidity (%):46.8					
Product: Rugged Windows Tablet									
Test Mode: 802.11b 2.4G WIFI_ANT_2									
Position	**Mode**	**Ch.**	**Fr. (MHz)**	**Power Drift (<±5%)**	**SAR (1g) (W/kg)**	**Max. Tune-up Power (dBm)**	**Meas. output Power (dBm)**	**Scaled SAR (W/kg)**	**Limit (W/kg)**
Body back	DTS	6	2437	1.07	0.228	11.00	10.70	0.244	1.6

SAR MEASUREMENT									
Depth of Liquid (cm):>15				Relative Humidity (%):46.8					
Product: Rugged Windows Tablet									
Test Mode: 802.11 n-HT40 2.4G WLAN_MIMO_ANT_1									
Position	**Mode**	**Ch.**	**Fr. (MHz)**	**Power Drift (<±5%)**	**SAR (1g) (W/kg)**	**Max. Tune-up Power (dBm)**	**Meas. output Power (dBm)**	**Scaled SAR (W/kg)**	**Limit (W/kg)**
Body back	DTS	6	2437	1.13	0.213	14.50	14.13	0.232	1.6
Edge 1(Top)	DTS	6	2437	-3.88	0.060	14.50	14.13	0.065	1.6

SAR MEASUREMENT									
Depth of Liquid (cm):>15				Relative Humidity (%):46.8					
Product: Rugged Windows Tablet									
Test Mode: 802.11 n-HT40 2.4G WLAN_MIMO_ANT_2									
Position	**Mode**	**Ch.**	**Fr. (MHz)**	**Power Drift (<±5%)**	**SAR (1g) (W/kg)**	**Max. Tune-up Power (dBm)**	**Meas. output Power (dBm)**	**Scaled SAR (W/kg)**	**Limit (W/kg)**
Body back	DTS	6	2437	0.24	0.188	14.50	14.13	0.205	1.6

Note:
- According to KDB248227, SAR is not required for 802.11n HT20/HT40 channels when the maximum average output power is less than 1/4 dB higher than that measured on the corresponding 802.11a/b channels.
- The test separation of all above table(body part) is 0mm.
- Plots are only shown for the bold markered worst case SAR results.

Any report having not been signed by authorized approver, or having been altered without authorization, or having not been stamped by the "Dedicated Testing/Inspection Stamp" is deemed to be invalid. Copying or excerpting portion of, or altering the content of the report is not permitted without the written authorization of AGC. The test results presented in the report apply only to the tested sample. Any objections to report issued by AGC should be submitted to AGC within 15days after the issuance of the test report. Further enquiry of validity or verification of the test report should be addressed to AGC by agc01@agccert.com.

SAR MEASUREMENT								
Depth of Liquid (cm):>15					Relative Humidity (%):50.1			
Product: Rugged Windows Tablet								
Test Mode: 5.2GHz 802.11a ANT_1								
Position	**Ch.**	**Fr. (MHz)**	**Power Drift (<±5%)**	**SAR (1g) (W/kg)**	**Max. Tune-up Power (dBm)**	**Meas. output Power (dBm)**	**Scaled SAR (W/kg)**	**Limit (W/kg)**
Body back	36	5180	-0.30	1.058	14.00	13.92	1.078	1.6
Body back	40	5200	0.60	0.915	14.00	13.42	1.046	1.6
Body back	48	5240	-1.92	0.927	14.00	13.46	1.050	1.6
Edge 1(Top)	36	5180	0.01	0.152	14.00	13.92	0.155	1.6
Edge 2(Right)	36	5180	0.01	0.202	14.00	13.92	0.206	1.6

SAR MEASUREMENT								
Depth of Liquid (cm):>15					Relative Humidity (%):50.1			
Product: Rugged Windows Tablet								
Test Mode: 5.2GHz 802.11a ANT_2								
Position	**Ch.**	**Fr. (MHz)**	**Power Drift (<±5%)**	**SAR (1g) (W/kg)**	**Max. Tune-up Power (dBm)**	**Meas. output Power (dBm)**	**Scaled SAR (W/kg)**	**Limit (W/kg)**
Body back	36	5180	-3.47	0.964	13.00	12.64	1.047	1.6
Body back	40	5200	0.44	0.622	13.00	11.11	0.961	1.6
Body back	48	5240	0.73	0.635	13.00	11.65	0.867	1.6

SAR MEASUREMENT								
Depth of Liquid (cm):>15					Relative Humidity (%):50.1			
Product: Rugged Windows Tablet								
Test Mode: 5.2G 802.11 n-HT20 MIMO_ANT_1								
Position	**Ch.**	**Fr. (MHz)**	**Power Drift (<±5%)**	**SAR (1g) (W/kg)**	**Max. Tune-up Power (dBm)**	**Meas. output Power (dBm)**	**Scaled SAR (W/kg)**	**Limit (W/kg)**
Body back	36	5180	1.14	0.163	16.50	16.07	0.180	1.6
Edge 1(Top)	36	5180	-3.69	0.643	16.50	16.07	0.710	1.6
Edge 2(Right)	36	5180	0.03	0.236	16.50	16.07	0.261	1.6

SAR MEASUREMENT								
Depth of Liquid (cm):>15					Relative Humidity (%):50.1			
Product: Rugged Windows Tablet								
Test Mode: 5.2G 802.11 n-HT20 MIMO_ANT_2								
Position	**Ch.**	**Fr. (MHz)**	**Power Drift (<±5%)**	**SAR (1g) (W/kg)**	**Max. Tune-up Power (dBm)**	**Meas. output Power (dBm)**	**Scaled SAR (W/kg)**	**Limit (W/kg)**
Body back	36	5180	3.39	0.152	16.50	16.07	0.168	1.6
Edge 3(Bottom)	36	5180	1.76	0.613	16.50	16.07	0.677	1.6

Any report having not been signed by authorized approver, or having been altered without authorization, or having not been stamped by the "Dedicated Testing/Inspection Stamp" is deemed to be invalid. Copying or excerpting portion of, or altering the content of the report is not permitted without the written authorization of AGC. The test results presented in the report apply only to the tested sample. Any objections to report issued by AGC should be submitted to AGC within 15days after the issuance of the test report. Further enquiry of validity or verification of the test report should be addressed to AGC by agc01@agccert.com.

SAR MEASUREMENT								
Depth of Liquid (cm):>15					Relative Humidity (%):50.1			
Product: Rugged Windows Tablet								
Test Mode: 5.8G 802.11a ANT_1								
Position	**Ch.**	**Fr. (MHz)**	**Power Drift (<±5%)**	**SAR (1g) (W/kg)**	**Max. Tune-up Power (dBm)**	**Meas. output Power (dBm)**	**Scaled SAR (W/kg)**	**Limit (W/kg)**
Body back	165	5825	1.00	0.477	13.50	13.17	0.515	1.6
Edge 1(Top)	165	5825	3.98	0.058	13.50	13.17	0.063	1.6
Edge 2(Right)	165	5825	-0.74	0.109	13.50	13.17	0.118	1.6

SAR MEASUREMENT								
Depth of Liquid (cm):>15					Relative Humidity (%):50.1			
Product: Rugged Windows Tablet								
Test Mode: 5.8G 802.11a ANT_2								
Position	**Ch.**	**Fr. (MHz)**	**Power Drift (<±5%)**	**SAR (1g) (W/kg)**	**Max. Tune-up Power (dBm)**	**Meas. output Power (dBm)**	**Scaled SAR (W/kg)**	**Limit (W/kg)**
Body back	165	5825	2.38	0.792	12.50	12.37	0.816	1.6

SAR MEASUREMENT								
Depth of Liquid (cm):>15					Relative Humidity (%):50.1			
Product: Rugged Windows Tablet								
Test Mode: 5.8G 802.11ac-VHT40 MIMO_ANT_1								
Position	**Ch.**	**Fr. (MHz)**	**Power Drift (<±5%)**	**SAR (1g) (W/kg)**	**Max. Tune-up Power (dBm)**	**Meas. output Power (dBm)**	**Scaled SAR (W/kg)**	**Limit (W/kg)**
Body back	159	5795	0.28	0.055	15.50	15.44	0.056	1.6
Edge 1(Top)	159	5795	2.39	0.551	15.50	15.44	0.559	1.6
Edge 2(Right)	159	5795	-1.19	0.163	15.50	15.44	0.165	1.6

SAR MEASUREMENT								
Depth of Liquid (cm):>15					Relative Humidity (%):50.1			
Product: Rugged Windows Tablet								
Test Mode: 5.8G 802.11ac-VHT40 MIMO_ANT_2								
Position	**Ch.**	**Fr. (MHz)**	**Power Drift (<±5%)**	**SAR (1g) (W/kg)**	**Max. Tune-up Power (dBm)**	**Meas. output Power (dBm)**	**Scaled SAR (W/kg)**	**Limit (W/kg)**
Body back	159	5795	2.74	0.062	15.50	15.44	0.063	1.6
Edge 1 (Bottom)	159	5795	-3.12	0.580	15.50	15.44	0.588	1.6

Any report having not been signed by authorized approver, or having been altered without authorization, or having not been stamped by the "Dedicated Testing/Inspection Stamp" is deemed to be invalid. Copying or excerpting portion of, or altering the content of the report is not permitted without the written authorization of AGC. The test results presented in the report apply only to the tested sample. Any objections to report issued by AGC should be submitted to AGC within 15days after the issuance of the test report. Further enquiry of validity or verification of the test report should be addressed to AGC by agc01@agccert.com.

SAR MEASUREMENT			
Depth of Liquid (cm):>15			Relative Humidity (%):46.8
Product: Rugged Windows Tablet			
Test Mode: 2.4G MIMO			
2.4G WLAN_ANT_1+2	ANT_1	0.232	0.437
	ANT_2	0.205	

SAR MEASUREMENT			
Depth of Liquid (cm):>15			Relative Humidity (%):50.1
Product: Rugged Windows Tablet			
Test Mode: 5.2G MIMO			
5.2G WLAN_ANT_1+2	ANT_1	0.710	1.378
	ANT_2	0.677	

SAR MEASUREMENT			
Depth of Liquid (cm):>15			Relative Humidity (%):50.1
Product: Rugged Windows Tablet			
Test Mode: 5.8G MIMO			
5.8G WLAN_ANT_1+2	ANT_1	0.559	1.147
	ANT_2	0.588	

Note:
- When the 1-g SAR is ≤ 0.8W/kg, testing for low and high channel is optional.
- The test separation of all above table(body part) is 0mm.
- Plots are only shown for the bold markered worst case SAR results

Any report having not been signed by authorized approver, or having been altered without authorization, or having not been stamped by the "Dedicated Testing/Inspection Stamp" is deemed to be invalid. Copying or excerpting portion of, or altering the content of the report is not permitted without the written authorization of AGC. The test results presented in the report apply only to the tested sample. Any objections to report issued by AGC should be submitted to AGC within 15days after the issuance of the test report. Further enquiry of validity or verification of the test report should be addressed to AGC by agc01@agccert.com.

Repeated SAR										
Product: Rugged Windows Tablet										
Test Mode: 5.2GHz WIFI-802.11a										
Position	**Mode**	**Ch.**	**Fr. (MHz)**	**Power Drift (<±5%)**	**Once SAR (1g) (W/kg)**	**Power Drift (<±5%)**	**Twice SAR (1g) (W/kg)**	**Power Drift (<±5%)**	**Third SAR (1g) (W/kg)**	**Limit W/kg**
Back	5.2G 802.11a ANT_1	36	5180	2.87	1.024					1.6
		40	5200	0.24	0.913					1.6
		48	5240	3.9	0.907					1.6
Back	5.2G 802.11a ANT_2	36	5180	2.87	0.964					1.6

The second repeated SAR judge reference							
Product: Rugged Windows Tablet							
Band	**Position**	**Ch.**	**Fr. (MHz)**	**Orignal SAR (1g) (W/kg)**	**First SAR (1g) (W/kg)**	**Ratio**	**Limit**
5.2G 802.11a ANT_1	Back	36	5180	1.058	1.024	1.033	＜1.2
		40	5200	0.915	0.913	1.002	＜1.2
		48	5240	0.927	0.907	1.022	＜1.2
5.2G 802.11a ANT_2	Back	36	5180	0.964	0.939	1.027	＜1.2

Any report having not been signed by authorized approver, or having been altered without authorization, or having not been stamped by the "Dedicated Testing/Inspection Stamp" is deemed to be invalid. Copying or excerpting portion of, or altering the content of the report is not permitted without the written authorization of AGC. The test results presented in the report apply only to the tested sample. Any objections to report issued by AGC should be submitted to AGC within 15days after the issuance of the test report. Further enquiry of validity or verification of the test report should be addressed to AGC by agc01@agccert.com.

APPENDIX A. SAR SYSTEM CHECK DATA

Test Laboratory: AGC Lab **Date: Aug. 26, 2024**

System Check Head 2450 MHz

DUT: Dipole 2450 MHz Type: SID 2450

Communication System CW; Communication System Band: D2450 (2450.0 MHz); Duty Cycle: 1:1; Conv.F=2.16

Frequency: 2450 MHz; Medium parameters used: f = 2450 MHz; σ= 1.83 mho/m; εr = 39.98; ρ= 1000 kg/m³ ;

Phantom section: Flat Section; Input Power=20dBm

Ambient temperature(℃):20.8, Liquid temperature (℃):20.6

SATIMO Configuration

- Probe: SSE2; Calibrated: Apr 30, 2024; Serial No.: 2023-EPGO-414
- Sensor-Surface: 4mm (Mechanical Surface Detection)
- Phantom: SAM twin phantom
- Measurement SW: OpenSAR V4_02_35

Configuration/System Check 2450MHz Head/Area Scan: Measurement grid: dx=8mm, dy=8mm

Configuration/System Check 2450MHz Head/Zoom Scan: Measurement grid: dx=5mm,dy=5mm, dz=5mm

SURFACE SAR	VOLUME SAR
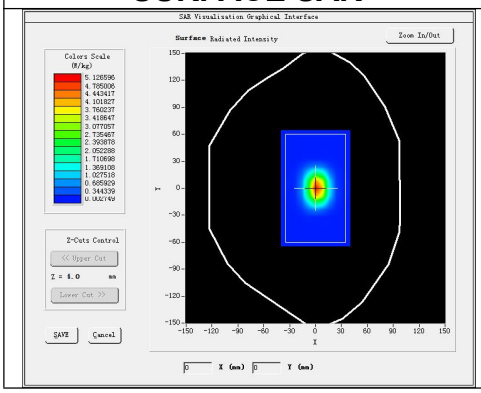	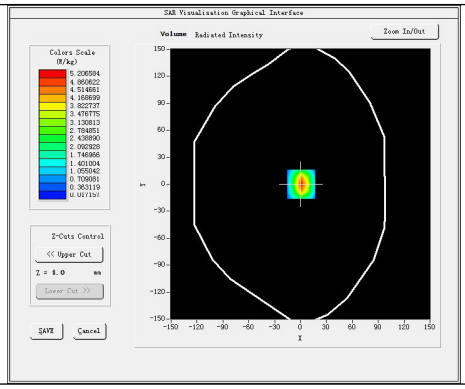

Maximum location: X=1.00, Y=0.00

SAR 10g (W/Kg)	2.519923
SAR 1g (W/Kg)	5.631456

Any report having not been signed by authorized approver, or having been altered without authorization, or having not been stamped by the "Dedicated Testing/Inspection Stamp" is deemed to be invalid. Copying or excerpting portion of, or altering the content of the report is not permitted without the written authorization of AGC. The test results presented in the report apply only to the tested sample. Any objections to report issued by AGC should be submitted to AGC within 15days after the issuance of the test report. Further enquiry of validity or verification of the test report should be addressed to AGC by agc01@agccert.com.

Z Axis Scan

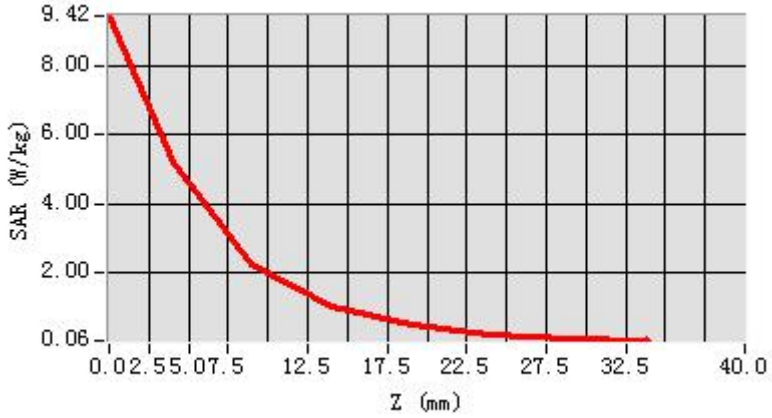

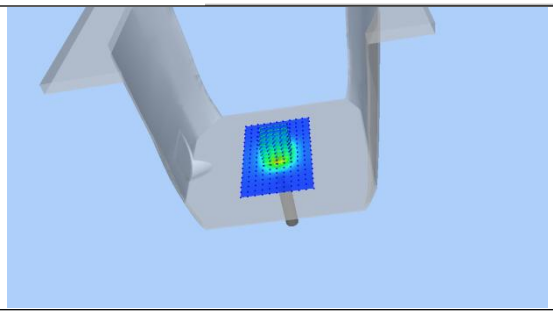

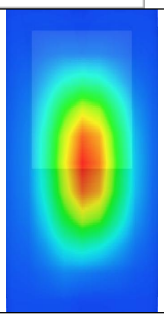

Any report having not been signed by authorized approver, or having been altered without authorization, or having not been stamped by the "Dedicated Testing/Inspection Stamp" is deemed to be invalid. Copying or excerpting portion of, or altering the content of the report is not permitted without the written authorization of AGC. The test results presented in the report apply only to the tested sample. Any objections to report issued by AGC should be submitted to AGC within 15days after the issuance of the test report. Further enquiry of validity or verification of the test report should be addressed to AGC by agc01@agccert.com.

Test Laboratory: AGC Lab **Date: Aug. 27, 2024**

System Check 5200 MHz
DUT: Dipole 5000MHz Type: SID5500
Communication System: CW; Communication System Band: D5000 (5000.0 MHz); Duty Cycle: 1:1; Conv.F=1.53
Frequency: 5200 MHz; Medium parameters used: f = 5200 MHz; σ = 4.63 mho/m; εr = 36.79; ρ= 1000 kg/m³ ;
Phantom section: Flat Section; Input Power=20dBm
Ambient temperature (℃):20.5, Liquid temperature (℃):20.2

SATIMO Configuration:

- Probe: SSE2; Calibrated: Apr 30, 2024; Serial No.: 2023-EPGO-414
- Sensor-Surface: 4mm (Mechanical Surface Detection)
- Phantom: SAM twin phantom
- Measurement SW: OpenSAR V4_02_35

Configuration/System Check 5200 MHz **Body/Area Scan:** Measurement grid: dx=8mm, dy=8mm
Configuration/System Check 5200 MHz **Body/Zoom Scan:** Measurement grid: dx=4mm,dy=4mm, dz=2mm

SURFACE SAR	VOLUME SAR
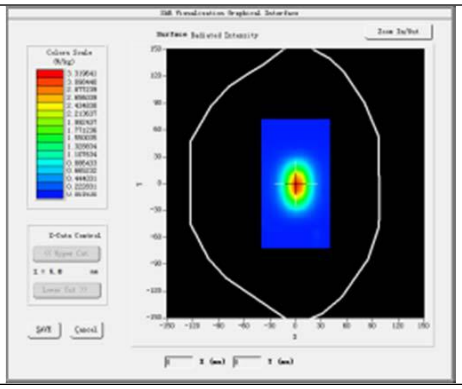	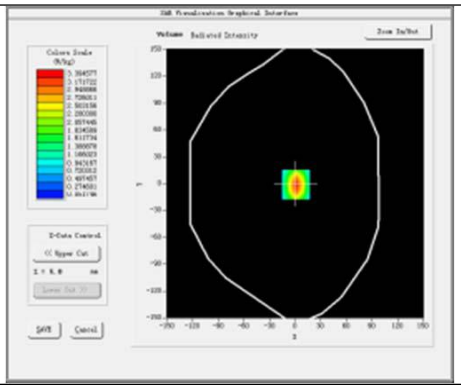

Maximum location: X=7.00, Y=2.00

SAR 10g (W/Kg)	2.248030
SAR 1g (W/Kg)	7.244463

Any report having not been signed by authorized approver, or having been altered without authorization, or having not been stamped by the "Dedicated Testing/Inspection Stamp" is deemed to be invalid. Copying or excerpting portion of, or altering the content of the report is not permitted without the written authorization of AGC. The test results presented in the report apply only to the tested sample. Any objections to report issued by AGC should be submitted to AGC within 15days after the issuance of the test report. Further enquiry of validity or verification of the test report should be addressed to AGC by agc01@agccert.com.

Z Axis Scan

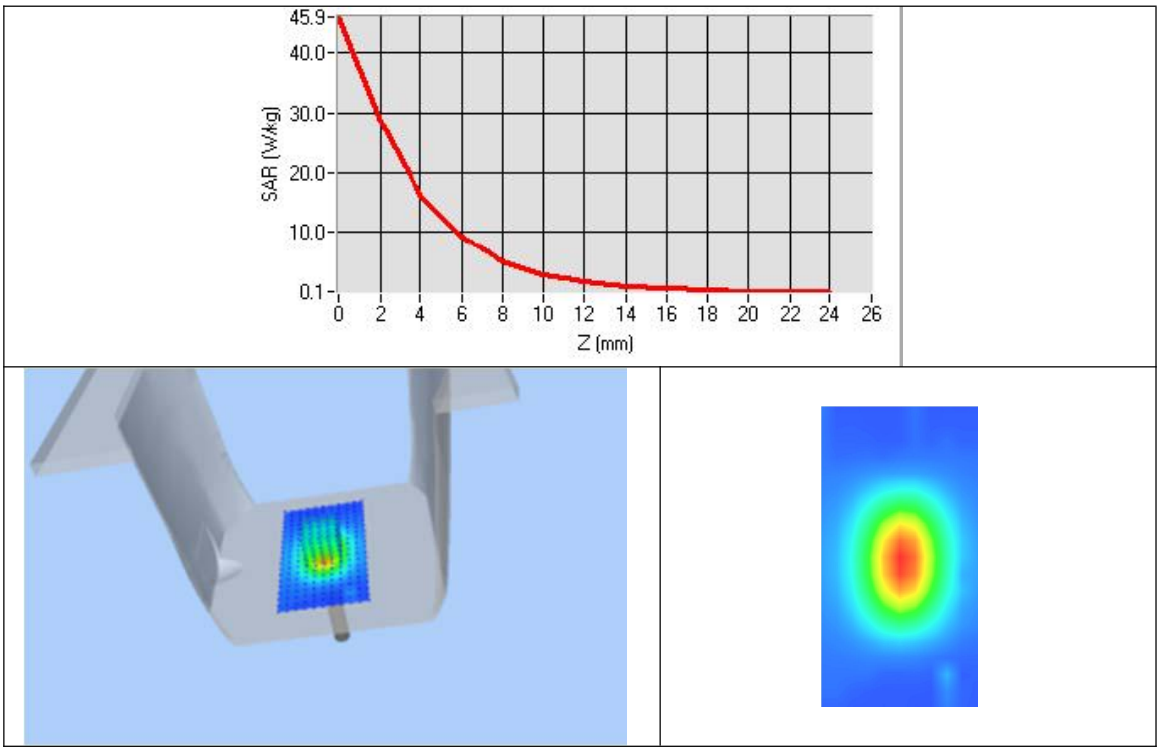

Any report having not been signed by authorized approver, or having been altered without authorization, or having not been stamped by the "Dedicated Testing/Inspection Stamp" is deemed to be invalid. Copying or excerpting portion of, or altering the content of the report is not permitted without the written authorization of AGC. The test results presented in the report apply only to the tested sample. Any objections to report issued by AGC should be submitted to AGC within 15days after the issuance of the test report. Further enquiry of validity or verification of the test report should be addressed to AGC by agc01@agccert.com.

Test Laboratory: AGC Lab **Date: Aug. 26, 2024**

System Check 5800 MHz
DUT: Dipole 5000MHz Type: SID5500
Communication System: CW; Communication System Band: D5000 (5000.0 MHz); Duty Cycle: 1:1; Conv.F=1.53
Frequency: 5800 MHz; Medium parameters used: f = 5800 MHz; σ = 5.28 mho/m; εr = 36.32; ρ= 1000 kg/m³ ;
Phantom section: Flat Section; Input Power=20dBm
Ambient temperature (℃):20.5, Liquid temperature (℃):20.2
SATIMO Configuration:

- Probe: SSE2; Calibrated: Apr 30, 2024; Serial No.: 2023-EPGO-414
- Sensor-Surface: 4mm (Mechanical Surface Detection)
- Phantom: SAM twin phantom
- Measurement SW: OpenSAR V4_02_35

Configuration/System Check 5800 MHz **Body/Area Scan:** Measurement grid: dx=8mm, dy=8mm
Configuration/System Check 5800 MHz **Body/Zoom Scan:** Measurement grid: dx=4mm,dy=4mm, dz=2mm

SURFACE SAR	VOLUME SAR
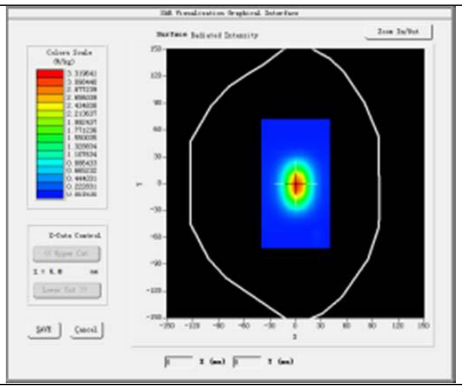	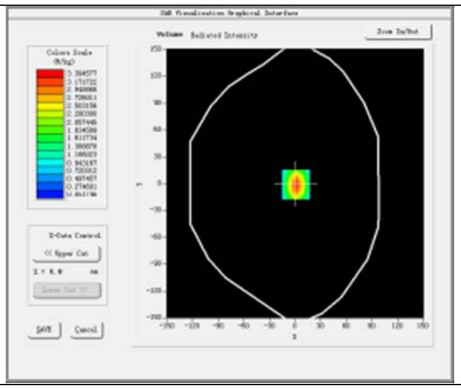

Maximum location: X=7.00, Y=2.00

SAR 10g (W/Kg)	2.082332
SAR 1g (W/Kg)	7.455633

Any report having not been signed by authorized approver, or having been altered without authorization, or having not been stamped by the "Dedicated Testing/Inspection Stamp" is deemed to be invalid. Copying or excerpting portion of, or altering the content of the report is not permitted without the written authorization of AGC. The test results presented in the report apply only to the tested sample. Any objections to report issued by AGC should be submitted to AGC within 15days after the issuance of the test report. Further enquiry of validity or verification of the test report should be addressed to AGC by agc01@agccert.com.

Z Axis Scan

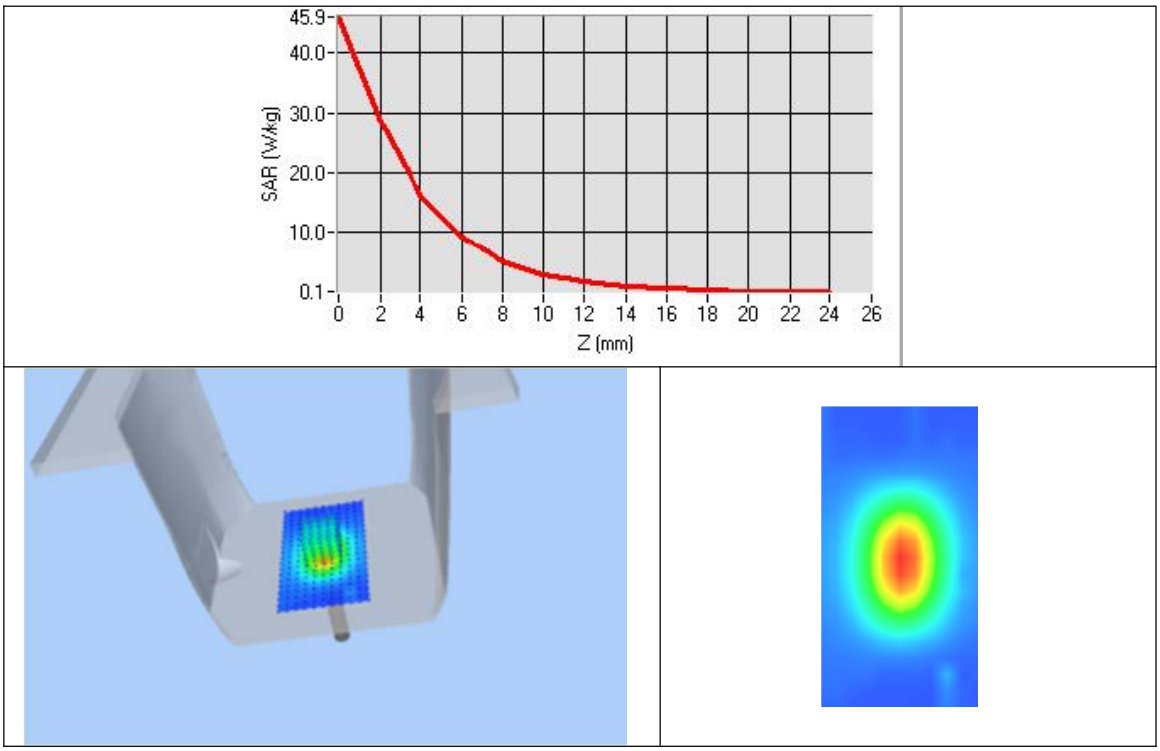

Any report having not been signed by authorized approver, or having been altered without authorization, or having not been stamped by the "Dedicated Testing/Inspection Stamp" is deemed to be invalid. Copying or excerpting portion of, or altering the content of the report is not permitted without the written authorization of AGC. The test results presented in the report apply only to the tested sample. Any objections to report issued by AGC should be submitted to AGC within 15days after the issuance of the test report. Further enquiry of validity or verification of the test report should be addressed to AGC by agc01@agccert.com.

APPENDIX B. SAR MEASUREMENT DATA

Test Laboratory: AGC Lab **Date: Aug. 26, 2024**
802.11b 2.4G WIFI_ANT_1 Body- Back
DUT: Rugged Windows Tablet; Type: GTW8103(Standard)

Communication System: Wi-Fi; Communication System Band: 802.11b; Duty Cycle: 1:1; Conv.F=2.16;
Frequency: 2437 MHz; Medium parameters used: f = 2450 MHz; σ =1.85mho/m; εr =40.30; ρ= 1000 kg/m³ ;
Phantom section: Flat Section
Ambient temperature (℃): 20.8, Liquid temperature (℃): 20.6

SATIMO Configuration:

- Probe: SSE2; Calibrated: Apr 30, 2024; Serial No.: 2023-EPGO-414
- Sensor-Surface: 4mm (Mechanical Surface Detection)
- Phantom: SAM twin phantom
- Measurement SW: OpenSAR V4_02_35

Configuration/802.11b Mid- Body- Back /Area Scan: Measurement grid: dx=8mm, dy=8mm
Configuration/802.11b Mid- Body- Back /Zoom Scan: Measurement grid: dx=5mm,dy=5mm, dz=5mm;

Area Scan	surf_sam_plan.txt, h= 5.00 mm
ZoomScan	7x7x7,dx=5mm dy=5mm dz=5mm
Phantom	Validation plane
Device Position	Body Back
Band	2437MHz
Channels	Middle
Signal	Crest factor: 1.0

SURFACE SAR	VOLUME SAR
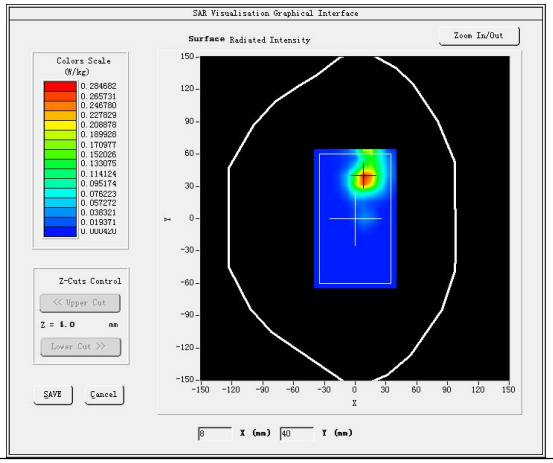	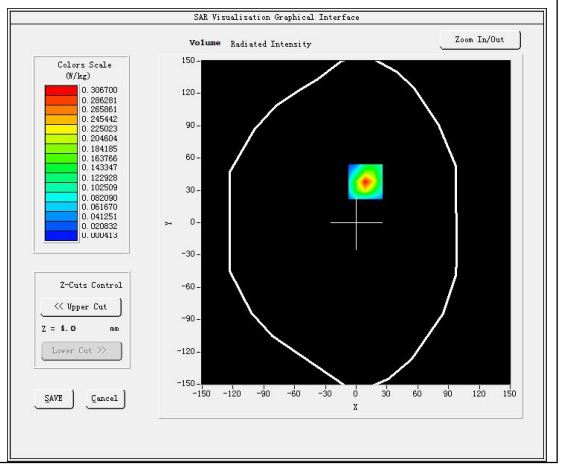

Maximum location: X=9.00, Y=38.00
SAR Peak: 0.51 W/kg

SAR 10g (W/Kg)	0.118086
SAR 1g (W/Kg)	0.280595

Any report having not been signed by authorized approver, or having been altered without authorization, or having not been stamped by the "Dedicated Testing/Inspection Stamp" is deemed to be invalid. Copying or excerpting portion of, or altering the content of the report is not permitted without the written authorization of AGC. The test results presented in the report apply only to the tested sample. Any objections to report issued by AGC should be submitted to AGC within 15days after the issuance of the test report. Further enquiry of validity or verification of the test report should be addressed to AGC by agc01@agccert.com.

Z (mm)	0.00	4.00	9.00	14.00	19.00	24.00	29.00
SAR (W/Kg)	0.5070	0.3067	0.1549	0.0739	0.0347	0.0154	0.0043

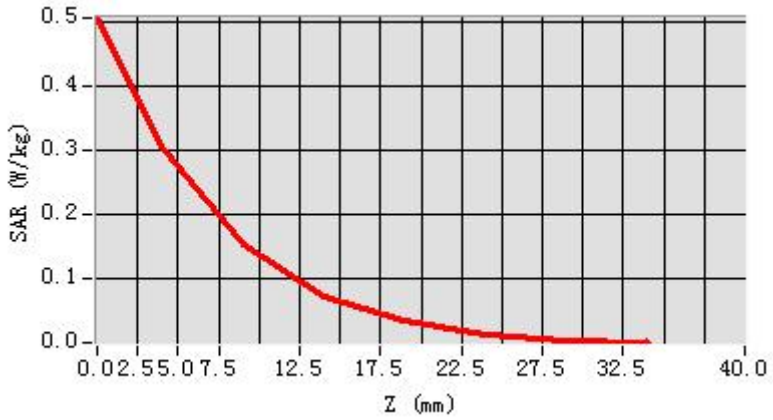

3D screen shot	Hot spot position
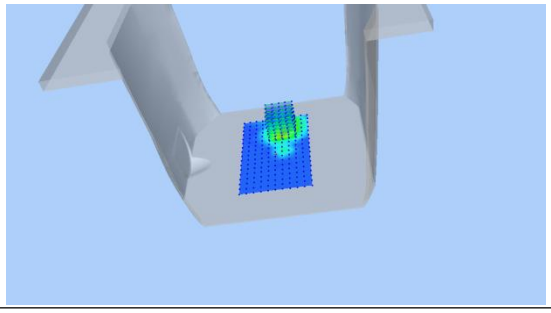	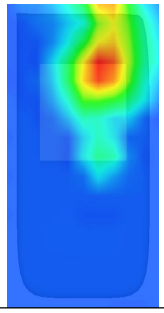

Any report having not been signed by authorized approver, or having been altered without authorization, or having not been stamped by the "Dedicated Testing/Inspection Stamp" is deemed to be invalid. Copying or excerpting portion of, or altering the content of the report is not permitted without the written authorization of AGC. The test results presented in the report apply only to the tested sample. Any objections to report issued by AGC should be submitted to AGC within 15days after the issuance of the test report. Further enquiry of validity or verification of the test report should be addressed to AGC by agc01@agccert.com.

Test Laboratory: AGC Lab **Date: Aug. 26, 2024**
802.11b 2.4G WIFI_ANT_2 Body- Back
DUT: Rugged Windows Tablet;Type: GTW8103(Standard)

Communication System: Wi-Fi; Communication System Band: 802.11b; Duty Cycle: 1:1; Conv.F=2.16;
Frequency: 2437 MHz; Medium parameters used: f = 2450 MHz; σ =1.85mho/m; εr =40.30; ρ= 1000 kg/m³ ;
Phantom section: Flat Section
Ambient temperature (℃): 20.8, Liquid temperature (℃): 20.6

SATIMO Configuration:
- Probe: SSE2; Calibrated: Apr 30, 2024; Serial No.: 2023-EPGO-414
- Sensor-Surface: 4mm (Mechanical Surface Detection)
- Phantom: SAM twin phantom
- Measurement SW: OpenSAR V4_02_35

Configuration/802.11b Mid- Body- Back /Area Scan: Measurement grid: dx=8mm, dy=8mm
Configuration/802.11b Mid- Body- Back /Zoom Scan: Measurement grid: dx=5mm,dy=5mm, dz=5mm;

Area Scan	surf_sam_plan.txt, h= 5.00 mm
ZoomScan	7x7x7,dx=5mm dy=5mm dz=5mm
Phantom	Validation plane
Device Position	Body Back
Band	2437MHz
Channels	Middle
Signal	Crest factor: 1.0

SURFACE SAR	VOLUME SAR
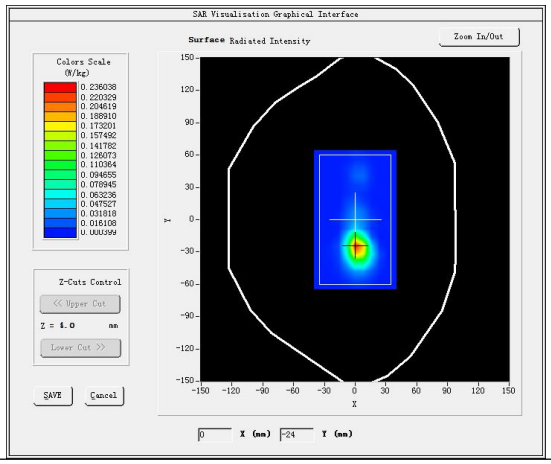	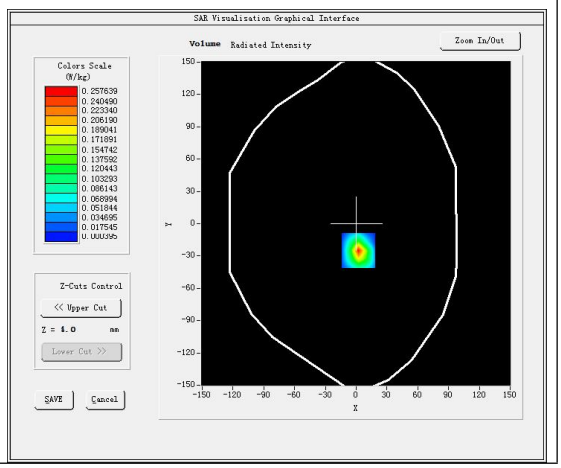

Maximum location: X=2.00, Y=-25.00
SAR Peak: 0.45 W/kg

SAR 10g (W/Kg)	0.085732
SAR 1g (W/Kg)	0.227659

Any report having not been signed by authorized approver, or having been altered without authorization, or having not been stamped by the "Dedicated Testing/Inspection Stamp" is deemed to be invalid. Copying or excerpting portion of, or altering the content of the report is not permitted without the written authorization of AGC. The test results presented in the report apply only to the tested sample. Any objections to report issued by AGC should be submitted to AGC within 15days after the issuance of the test report. Further enquiry of validity or verification of the test report should be addressed to AGC by agc01@agccert.com.

Z (mm)	0.00	4.00	9.00	14.00	19.00	24.00	29.00
SAR (W/Kg)	0.4554	0.2576	0.1169	0.0547	0.0239	0.0088	0.0017

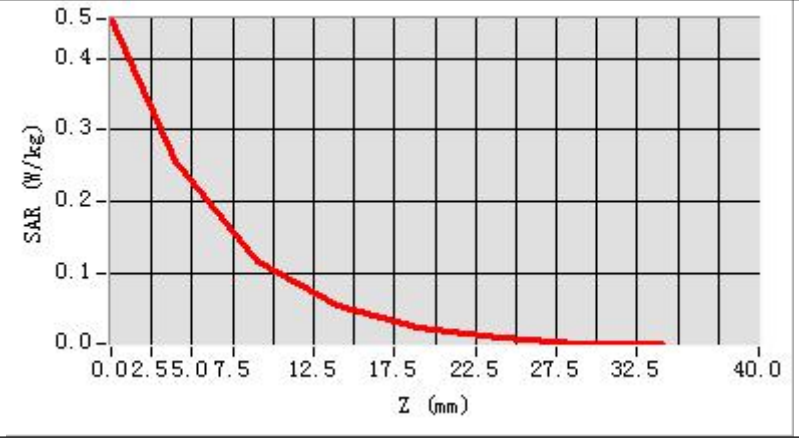

3D screen shot	Hot spot position
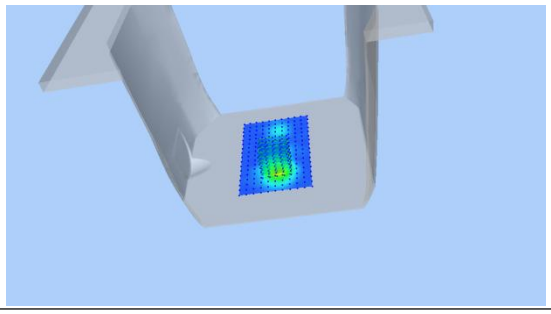	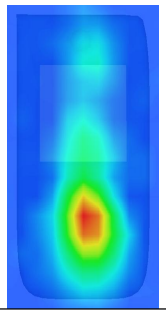

Any report having not been signed by authorized approver, or having been altered without authorization, or having not been stamped by the "Dedicated Testing/Inspection Stamp" is deemed to be invalid. Copying or excerpting portion of, or altering the content of the report is not permitted without the written authorization of AGC. The test results presented in the report apply only to the tested sample. Any objections to report issued by AGC should be submitted to AGC within 15days after the issuance of the test report. Further enquiry of validity or verification of the test report should be addressed to AGC by agc01@agccert.com.

Test Laboratory: AGC Lab **Date: Aug. 26, 2024**
802.11 n-HT40 2.4G WLAN_MIMO_ANT_1 Body- Bottom
DUT: Rugged Windows Tablet; Type: GTW8103(Standard)

Communication System: Wi-Fi; Communication System Band: 802.11b; Duty Cycle: 1:1; Conv.F=2.16;
Frequency: 2437 MHz; Medium parameters used: f = 2450 MHz; σ =1.85mho/m; εr =40.30; ρ= 1000 kg/m³ ;
Phantom section: Flat Section
Ambient temperature (℃): 20.8, Liquid temperature (℃): 20.6

SATIMO Configuration:
- Probe: SSE2; Calibrated: Apr 30, 2024; Serial No.: 2023-EPGO-414
- Sensor-Surface: 4mm (Mechanical Surface Detection)
- Phantom: SAM twin phantom
- Measurement SW: OpenSAR V4_02_35

Configuration/802.11b Mid- Body- Bottom /Area Scan: Measurement grid: dx=8mm, dy=8mm
Configuration/802.11b Mid- Body- Bottom /Zoom Scan: Measurement grid: dx=5mm,dy=5mm, dz=5mm;

Area Scan	surf_sam_plan.txt, h= 5.00 mm
ZoomScan	7x7x7,dx=5mm dy=5mm dz=5mm
Phantom	Validation plane
Device Position	Body Bottom
Band	2437MHz
Channels	Middle
Signal	Crest factor: 1.0

SURFACE SAR	VOLUME SAR
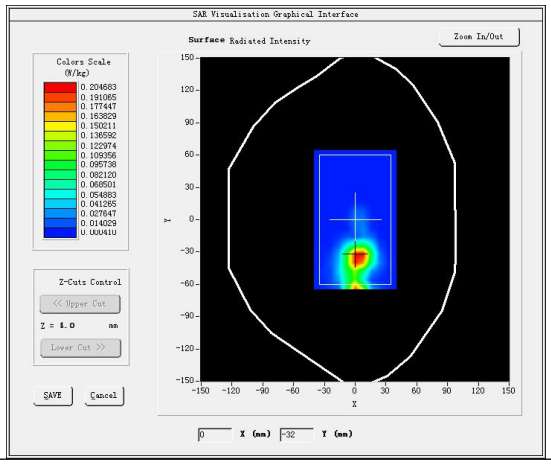	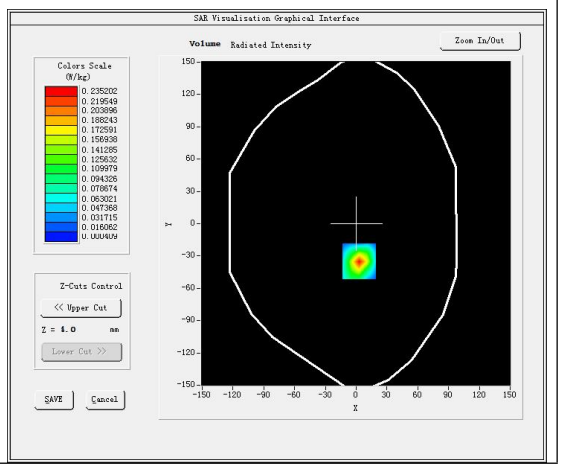

Maximum location: X=3.00, Y=-35.00
SAR Peak: 0.39 W/kg

SAR 10g (W/Kg)	0.088116
SAR 1g (W/Kg)	0.212815

Any report having not been signed by authorized approver, or having been altered without authorization, or having not been stamped by the "Dedicated Testing/Inspection Stamp" is deemed to be invalid. Copying or excerpting portion of, or altering the content of the report is not permitted without the written authorization of AGC. The test results presented in the report apply only to the tested sample. Any objections to report issued by AGC should be submitted to AGC within 15days after the issuance of the test report. Further enquiry of validity or verification of the test report should be addressed to AGC by agc01@agccert.com.

Z (mm)	0.00	4.00	9.00	14.00	19.00	24.00	29.00
SAR (W/Kg)	0.3913	0.2352	0.1183	0.0538	0.0268	0.0078	0.0016

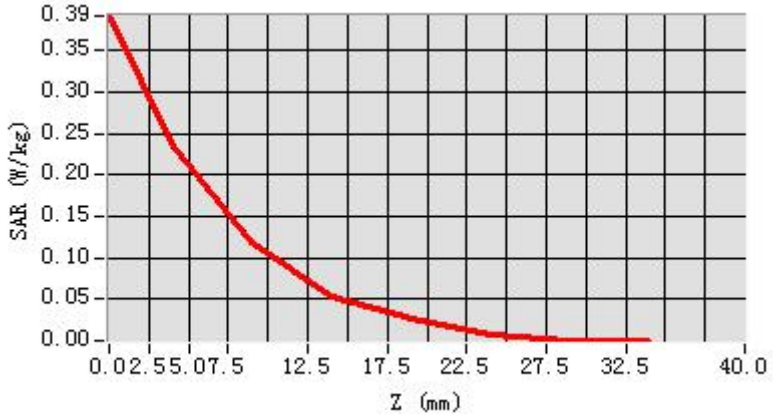

3D screen shot	Hot spot position
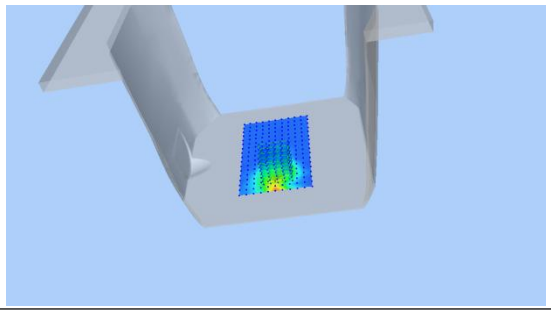	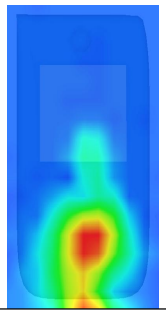

Any report having not been signed by authorized approver, or having been altered without authorization, or having not been stamped by the "Dedicated Testing/Inspection Stamp" is deemed to be invalid. Copying or excerpting portion of, or altering the content of the report is not permitted without the written authorization of AGC. The test results presented in the report apply only to the tested sample. Any objections to report issued by AGC should be submitted to AGC within 15days after the issuance of the test report. Further enquiry of validity or verification of the test report should be addressed to AGC by agc01@agccert.com.

Test Laboratory: AGC Lab **Date: Aug. 26, 2024**
802.11 n-HT40 2.4G WLAN_MIMO_ANT_2 -Body- Back
DUT: Rugged Windows Tablet; Type: GTW8103(Standard)

Communication System: Wi-Fi; Communication System Band: 802.11b; Duty Cycle: 1:1; Conv.F=2.16;
Frequency: 2437 MHz; Medium parameters used: f = 2450 MHz; σ =1.85mho/m; εr =40.30; ρ= 1000 kg/m³ ;
Phantom section: Flat Section
Ambient temperature (℃): 20.8, Liquid temperature (℃): 20.6

SATIMO Configuration:
- Probe: SSE2; Calibrated: Apr 30, 2024; Serial No.: 2023-EPGO-414
- Sensor-Surface: 4mm (Mechanical Surface Detection)
- Phantom: SAM twin phantom
- Measurement SW: OpenSAR V4_02_35

Configuration/802.11b Mid- Body- Back /Area Scan: Measurement grid: dx=8mm, dy=8mm
Configuration/802.11b Mid- Body- Back /Zoom Scan: Measurement grid: dx=5mm,dy=5mm, dz=5mm;

Area Scan	surf_sam_plan.txt, h= 5.00 mm
ZoomScan	7x7x7,dx=5mm dy=5mm dz=5mm
Phantom	Validation plane
Device Position	Body Back
Band	2437MHz
Channels	Middle
Signal	Crest factor: 1.0

SURFACE SAR	VOLUME SAR
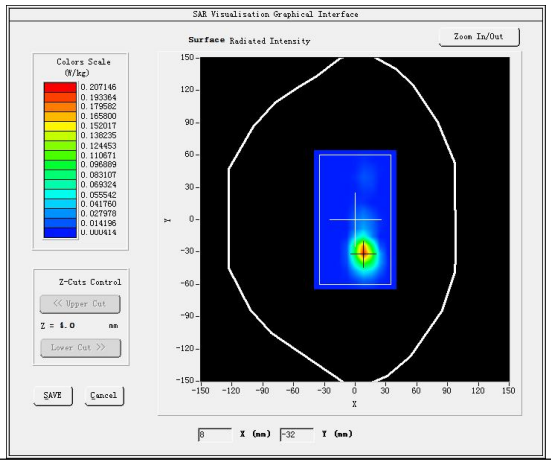	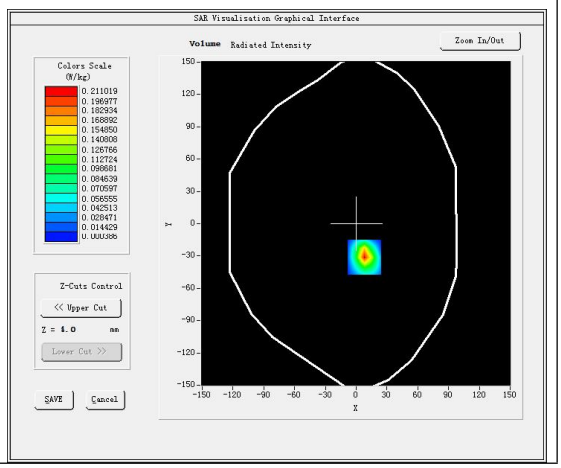

Maximum location: X=8.00, Y=-31.00
SAR Peak: 0.37 W/kg

SAR 10g (W/Kg)	0.069878
SAR 1g (W/Kg)	0.188022

Any report having not been signed by authorized approver, or having been altered without authorization, or having not been stamped by the "Dedicated Testing/Inspection Stamp" is deemed to be invalid. Copying or excerpting portion of, or altering the content of the report is not permitted without the written authorization of AGC. The test results presented in the report apply only to the tested sample. Any objections to report issued by AGC should be submitted to AGC within 15days after the issuance of the test report. Further enquiry of validity or verification of the test report should be addressed to AGC by agc01@agccert.com.

Z (mm)	0.00	4.00	9.00	14.00	19.00	24.00	29.00
SAR (W/Kg)	0.3663	0.2110	0.0967	0.0421	0.0175	0.0035	0.0015

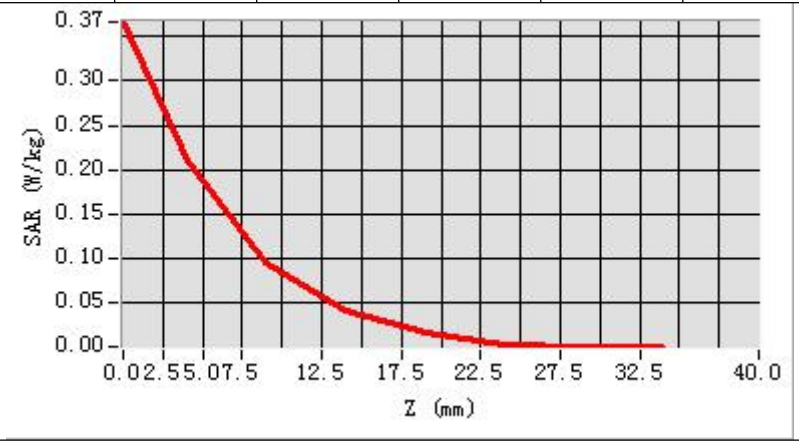

3D screen shot	Hot spot position
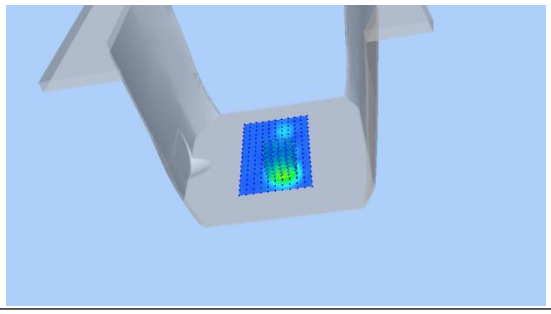	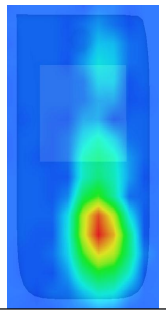

Any report having not been signed by authorized approver, or having been altered without authorization, or having not been stamped by the "Dedicated Testing/Inspection Stamp" is deemed to be invalid. Copying or excerpting portion of, or altering the content of the report is not permitted without the written authorization of AGC. The test results presented in the report apply only to the tested sample. Any objections to report issued by AGC should be submitted to AGC within 15days after the issuance of the test report. Further enquiry of validity or verification of the test report should be addressed to AGC by agc01@agccert.com.

Test Laboratory: AGC Lab **Date: Aug. 27, 2024**
5.2G 802.11a ANT_1 Body Back
DUT: Rugged Windows Tablet; Type: GTW8103(Standard)

Communication System: Wi-Fi; Communication System Band: 802.11a; Duty Cycle: 1:1; Conv.F=1.53;
Frequency: 5180MHz; Medium parameters used: f = 5200 MHz; σ= 4.58mho/m; εr =36.81; ρ= 1000 kg/m³ ;
Phantom section: Flat Section
Ambient temperature (℃): 20.5, Liquid temperature (℃): 20.2

SATIMO Configuration:
- Probe: SSE2; Calibrated: Apr 30, 2024; Serial No.: 2023-EPGO-414
- Sensor-Surface: 4mm (Mechanical Surface Detection)
- Phantom: SAM twin phantom
- Measurement SW: OpenSAR V4_02_35

Configuration/802.11a - Body Back /Area Scan: Measurement grid: dx=8mm, dy=8mm
Configuration/802.11a - Body Back /Zoom Scan: Measurement grid: dx=4mm,dy=4mm, dz=2mm

Area Scan	sam_direct_droit2_surf8mm.txt
ZoomScan	7x7x12 dx=4mm dy=4mm dz=2mm
Phantom	Validation plane
Device Position	Body Back
Band	5180MHz
Channels	CH40
Signal	Crest factor: 1.0

SURFACE SAR	VOLUME SAR
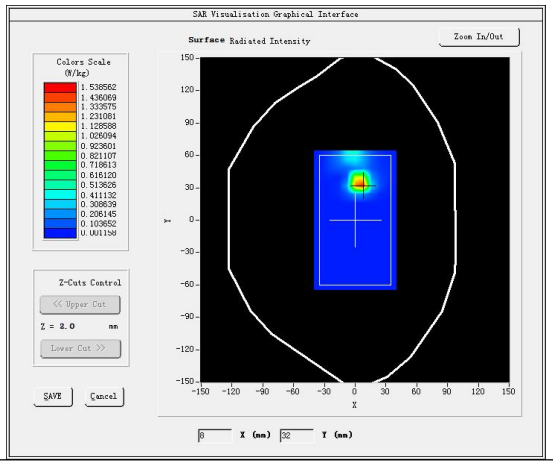	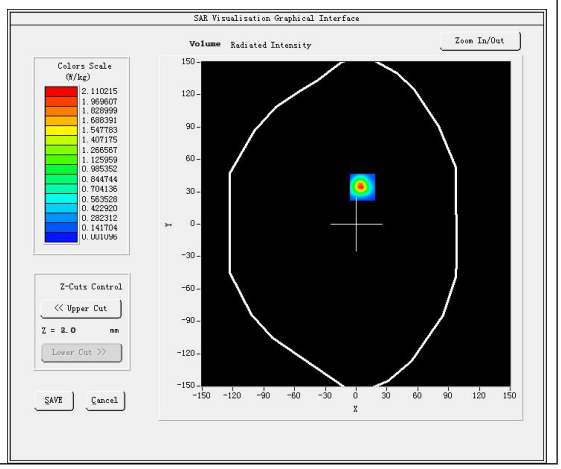

Maximum location: X=6.00, Y=34.00
SAR Peak: 3.73 W/kg

SAR 10g (W/Kg)	0.253815
SAR 1g (W/Kg)	1.058352

Any report having not been signed by authorized approver, or having been altered without authorization, or having not been stamped by the "Dedicated Testing/Inspection Stamp" is deemed to be invalid. Copying or excerpting portion of, or altering the content of the report is not permitted without the written authorization of AGC. The test results presented in the report apply only to the tested sample. Any objections to report issued by AGC should be submitted to AGC within 15days after the issuance of the test report. Further enquiry of validity or verification of the test report should be addressed to AGC by agc01@agccert.com.

Z (mm)	0.00	2.00	4.00	6.00	8.00	10.00	12.00	14.00	16.00	18.00	20.00	22.00
SAR (W/Kg)	3.4529	2.1102	1.1552	0.6186	0.3391	0.1638	0.0943	0.0434	0.0155	0.0043	0.0016	0.0027

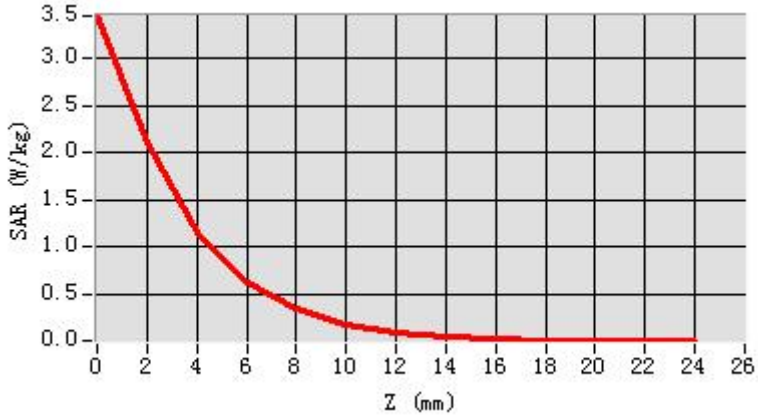

3D screen shot	Hot spot position
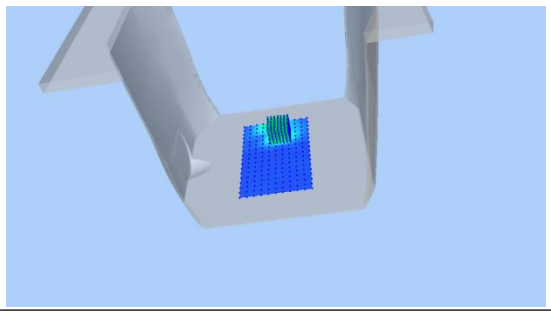	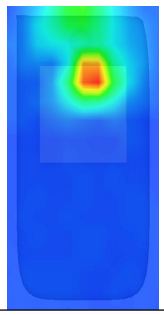

Any report having not been signed by authorized approver, or having been altered without authorization, or having not been stamped by the "Dedicated Testing/Inspection Stamp" is deemed to be invalid. Copying or excerpting portion of, or altering the content of the report is not permitted without the written authorization of AGC. The test results presented in the report apply only to the tested sample. Any objections to report issued by AGC should be submitted to AGC within 15days after the issuance of the test report. Further enquiry of validity or verification of the test report should be addressed to AGC by agc01@agccert.com.

Test Laboratory: AGC Lab **Date: Aug. 27, 2024**
5.2G 802.11a ANT_2 –Body Back
DUT: Rugged Windows Tablet; Type: GTW8103(Standard)

Communication System: Wi-Fi; Communication System Band: 802.11a; Duty Cycle: 1:1; Conv.F=1.53;
Frequency: 51800MHz; Medium parameters used: f = 5200 MHz; σ= 4.58mho/m; εr =36.81; ρ= 1000 kg/m³ ;
Phantom section: Flat Section
Ambient temperature (℃): 20.5, Liquid temperature (℃): 20.2

SATIMO Configuration:
- Probe: SSE2; Calibrated: Apr 30, 2024; Serial No.: 2023-EPGO-414
- Sensor-Surface: 4mm (Mechanical Surface Detection)
- Phantom: SAM twin phantom
- Measurement SW: OpenSAR V4_02_35

Configuration/802.11a - Body Back /Area Scan: Measurement grid: dx=8mm, dy=8mm
Configuration/802.11a - Body Back /Zoom Scan: Measurement grid: dx=4mm,dy=4mm, dz=2mm

Area Scan	sam_direct_droit2_surf8mm.txt
ZoomScan	7x7x12 dx=4mm dy=4mm dz=2mm
Phantom	Validation plane
Device Position	Body Back
Band	5180MHz
Channels	CH40
Signal	Crest factor: 1.0

SURFACE SAR	VOLUME SAR
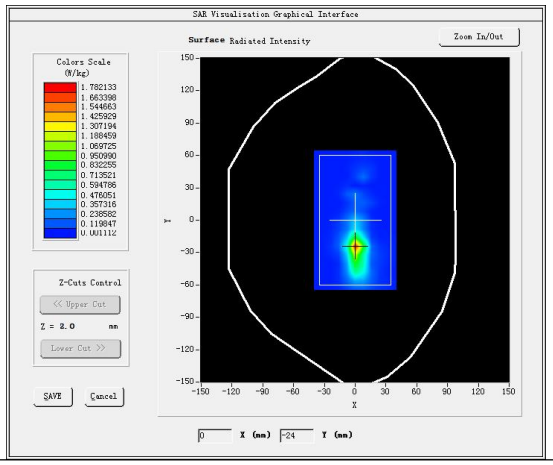	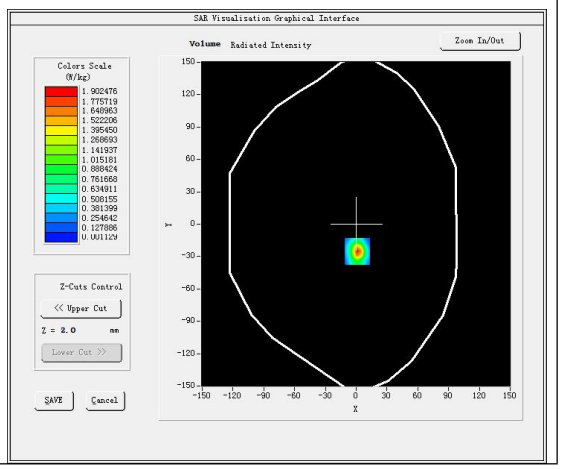

Maximum location: X=1.00, Y=-25.00
SAR Peak: 3.30 W/kg

SAR 10g (W/Kg)	0.267043
SAR 1g (W/Kg)	0.964230

Any report having not been signed by authorized approver, or having been altered without authorization, or having not been stamped by the "Dedicated Testing/Inspection Stamp" is deemed to be invalid. Copying or excerpting portion of, or altering the content of the report is not permitted without the written authorization of AGC. The test results presented in the report apply only to the tested sample. Any objections to report issued by AGC should be submitted to AGC within 15days after the issuance of the test report. Further enquiry of validity or verification of the test report should be addressed to AGC by agc01@agccert.com.

Z (mm)	0.00	2.00	4.00	6.00	8.00	10.00	12.00	14.00	16.00	18.00	20.00	22.00
SAR (W/Kg)	3.1384	1.9025	0.9775	0.5460	0.2832	0.1508	0.0775	0.0292	0.0047	0.0040	0.0017	0.0017

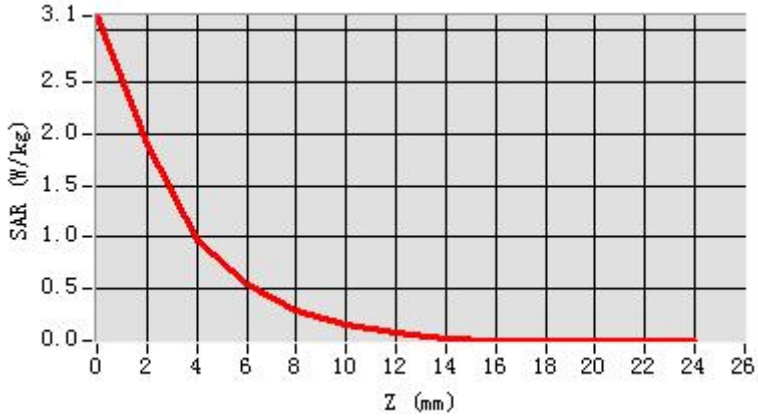

3D screen shot	Hot spot position
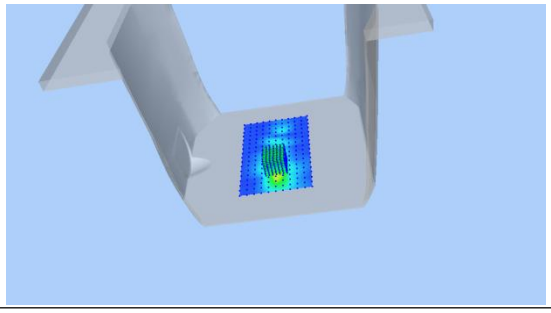	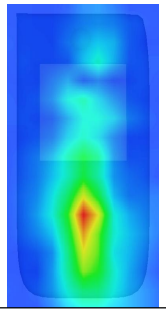

Any report having not been signed by authorized approver, or having been altered without authorization, or having not been stamped by the "Dedicated Testing/Inspection Stamp" is deemed to be invalid. Copying or excerpting portion of, or altering the content of the report is not permitted without the written authorization of AGC. The test results presented in the report apply only to the tested sample. Any objections to report issued by AGC should be submitted to AGC within 15days after the issuance of the test report. Further enquiry of validity or verification of the test report should be addressed to AGC by agc01@agccert.com.

Test Laboratory: AGC Lab **Date: Aug. 27, 2024**
5.2G 802.11 n-HT20 MIMO_ANT_1 Body Bottom
DUT: Rugged Windows Tablet; Type: GTW8103(Standard)

Communication System: Wi-Fi; Communication System Band: 802.11a; Duty Cycle: 1:1; Conv.F=1.53;
Frequency: 5180MHz; Medium parameters used: f = 5200 MHz; σ= 4.58mho/m; εr =36.81; ρ= 1000 kg/m³ ;
Phantom section: Flat Section
Ambient temperature (℃): 20.5, Liquid temperature (℃): 20.2

SATIMO Configuration:
- Probe: SSE2; Calibrated: Apr 30, 2024; Serial No.: 2023-EPGO-414
- Sensor-Surface: 4mm (Mechanical Surface Detection)
- Phantom: SAM twin phantom
- Measurement SW: OpenSAR V4_02_35

Configuration/802.11a - Body Bottom /Area Scan: Measurement grid: dx=8mm, dy=8mm
Configuration/802.11a - Body Bottom /Zoom Scan: Measurement grid: dx=4mm,dy=4mm, dz=2mm

Area Scan	sam_direct_droit2_surf8mm.txt
ZoomScan	7x7x12 dx=4mm dy=4mm dz=2mm
Phantom	Validation plane
Device Position	Body Bottom
Band	5180MHz
Channels	CH40
Signal	Crest factor: 1.0

SURFACE SAR	VOLUME SAR
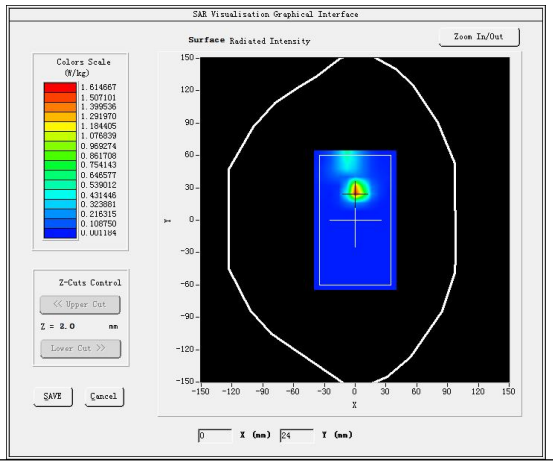	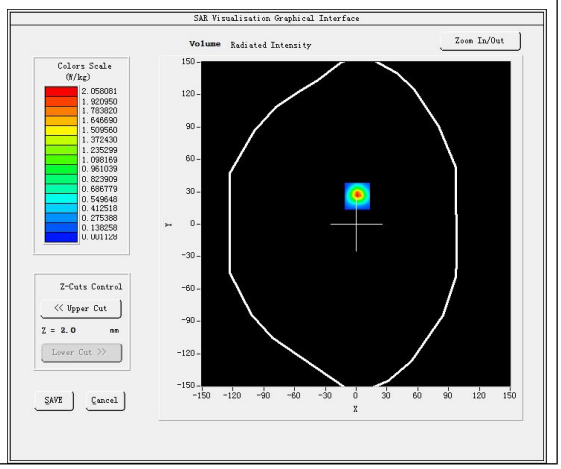

Maximum location: X=1.00, Y=26.00
SAR Peak: 1.59 W/kg

SAR 10g (W/Kg)	0.251038
SAR 1g (W/Kg)	0.643320

Any report having not been signed by authorized approver, or having been altered without authorization, or having not been stamped by the "Dedicated Testing/Inspection Stamp" is deemed to be invalid. Copying or excerpting portion of, or altering the content of the report is not permitted without the written authorization of AGC. The test results presented in the report apply only to the tested sample. Any objections to report issued by AGC should be submitted to AGC within 15days after the issuance of the test report. Further enquiry of validity or verification of the test report should be addressed to AGC by agc01@agccert.com.

Z (mm)	0.00	2.00	4.00	6.00	8.00	10.00	12.00	14.00	16.00	18.00	20.00	22.00
SAR (W/Kg)	3.3312	2.0581	1.1346	0.6262	0.3462	0.1838	0.0952	0.0406	0.0100	0.0021	0.0016	0.0016

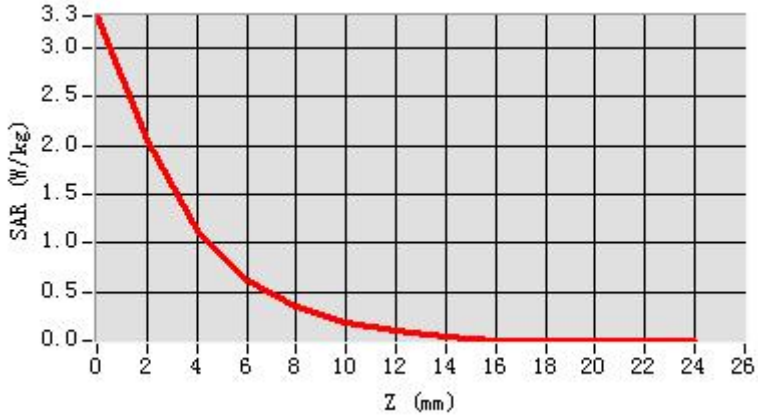

3D screen shot	Hot spot position
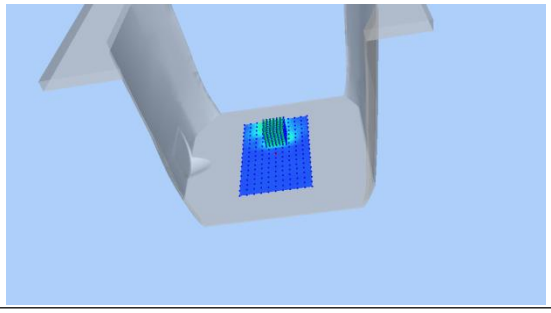	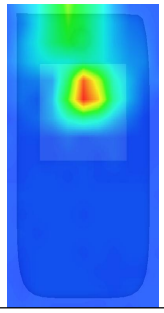

Any report having not been signed by authorized approver, or having been altered without authorization, or having not been stamped by the "Dedicated Testing/Inspection Stamp" is deemed to be invalid. Copying or excerpting portion of, or altering the content of the report is not permitted without the written authorization of AGC. The test results presented in the report apply only to the tested sample. Any objections to report issued by AGC should be submitted to AGC within 15days after the issuance of the test report. Further enquiry of validity or verification of the test report should be addressed to AGC by agc01@agccert.com.

Test Laboratory: AGC Lab **Date: Aug. 27, 2024**
5.2G 802.11 n-HT20 MIMO_ANT_2 Top
DUT: Rugged Windows Tablet; Type: GTW8103(Standard)

Communication System: Wi-Fi; Communication System Band: 802.11a; Duty Cycle: 1:1; Conv.F=1.53;
Frequency: 5180MHz; Medium parameters used: f = 5200 MHz; σ= 4.58mho/m; εr =36.81; ρ= 1000 kg/m³ ;
Phantom section: Flat Section
Ambient temperature (℃): 20.5, Liquid temperature (℃): 20.2

SATIMO Configuration:
- Probe: SSE2; Calibrated: Apr 30, 2024; Serial No.: 2023-EPGO-414
- Sensor-Surface: 4mm (Mechanical Surface Detection)
- Phantom: SAM twin phantom
- Measurement SW: OpenSAR V4_02_35

Configuration/802.11a - BodyTop /Area Scan: Measurement grid: dx=8mm, dy=8mm
Configuration/802.11a - BodyTop /Zoom Scan: Measurement grid: dx=4mm,dy=4mm, dz=2mm

Area Scan	sam_direct_droit2_surf8mm.txt
ZoomScan	7x7x12 dx=4mm dy=4mm dz=2mm
Phantom	Validation plane
Device Position	BodyTop
Band	5180MHz
Channels	CH40
Signal	Crest factor: 1.0

SURFACE SAR	VOLUME SAR
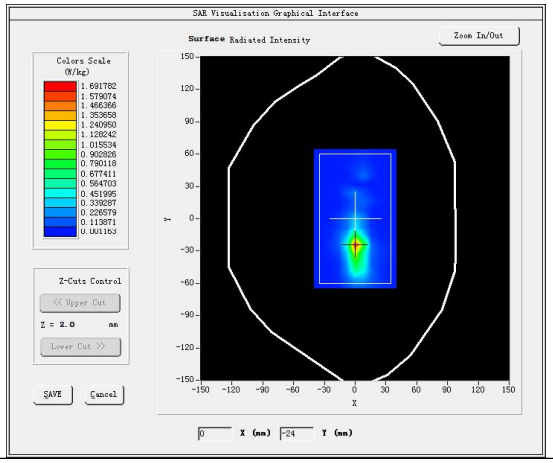	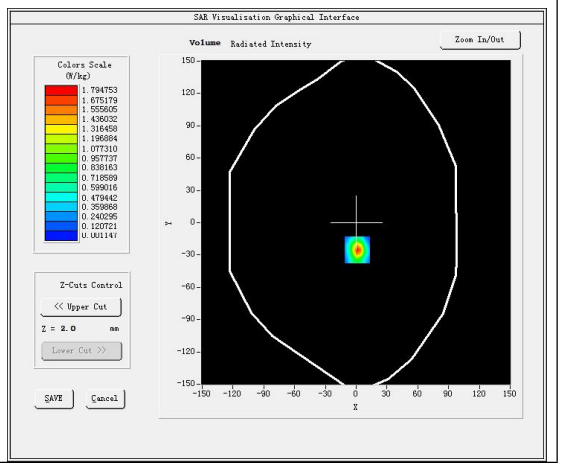

Maximum location: X=1.00, Y=-25.00
SAR Peak: 2.12 W/kg

SAR 10g (W/Kg)	0.222322
SAR 1g (W/Kg)	0.612658

Any report having not been signed by authorized approver, or having been altered without authorization, or having not been stamped by the "Dedicated Testing/Inspection Stamp" is deemed to be invalid. Copying or excerpting portion of, or altering the content of the report is not permitted without the written authorization of AGC. The test results presented in the report apply only to the tested sample. Any objections to report issued by AGC should be submitted to AGC within 15days after the issuance of the test report. Further enquiry of validity or verification of the test report should be addressed to AGC by agc01@agccert.com.

Z (mm)	0.00	2.00	4.00	6.00	8.00	10.00	12.00	14.00	16.00	18.00	20.00	22.00
SAR (W/Kg)	2.9504	1.7948	0.9353	0.5183	0.2683	0.1300	0.0744	0.0152	0.0051	0.0017	0.0013	0.0017

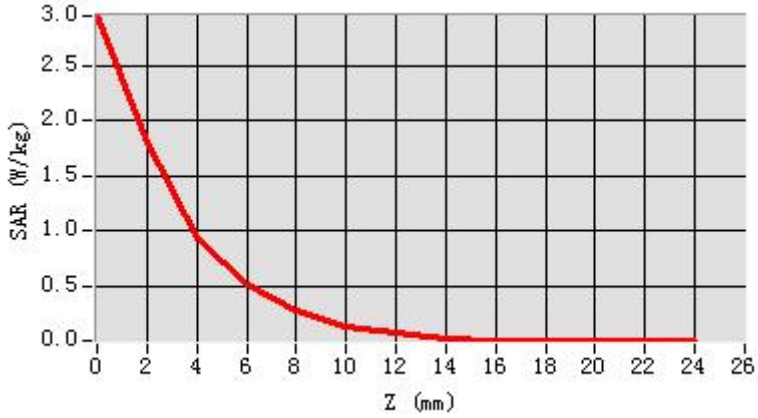

3D screen shot	Hot spot position
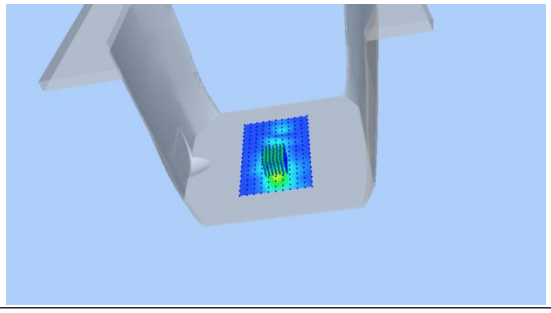	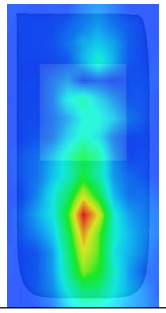

Any report having not been signed by authorized approver, or having been altered without authorization, or having not been stamped by the "Dedicated Testing/Inspection Stamp" is deemed to be invalid. Copying or excerpting portion of, or altering the content of the report is not permitted without the written authorization of AGC. The test results presented in the report apply only to the tested sample. Any objections to report issued by AGC should be submitted to AGC within 15days after the issuance of the test report. Further enquiry of validity or verification of the test report should be addressed to AGC by agc01@agccert.com.

Test Laboratory: AGC Lab **Date: Aug. 27, 2024**
5.8G 802.11a ANT_1 Body Back
DUT: Rugged Windows Tablet; Type: GTW8103(Standard)

Communication System: Wi-Fi; Communication System Band: 802.11a; Duty Cycle: 1:1; Conv.F=1.53;
Frequency: 5825MHz; Medium parameters used: f = 5800 MHz; σ= 4.58mho/m; εr =36.81; ρ= 1000 kg/m³ ;
Phantom section: Flat Section
Ambient temperature (℃): 20.5, Liquid temperature (℃): 20.2

SATIMO Configuration:
- Probe: SSE2; Calibrated: Apr 30, 2024; Serial No.: 2023-EPGO-414
- Sensor-Surface: 4mm (Mechanical Surface Detection)
- Phantom: SAM twin phantom
- Measurement SW: OpenSAR V4_02_35

Configuration/802.11a -Back /Area Scan: Measurement grid: dx=8mm, dy=8mm
Configuration/802.11a -Back /Zoom Scan: Measurement grid: dx=4mm,dy=4mm, dz=2mm

Area Scan	sam_direct_droit2_surf8mm.txt
ZoomScan	7x7x12 dx=4mm dy=4mm dz=2mm
Phantom	Validation plane
Device Position	Body Back
Band	5825MHz
Channels	CH165
Signal	Crest factor: 1.0

SURFACE SAR	VOLUME SAR
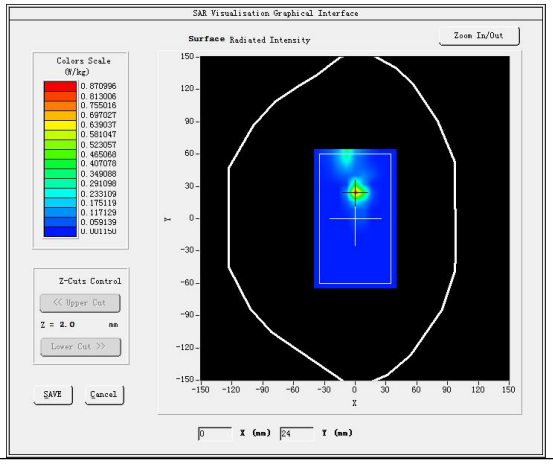	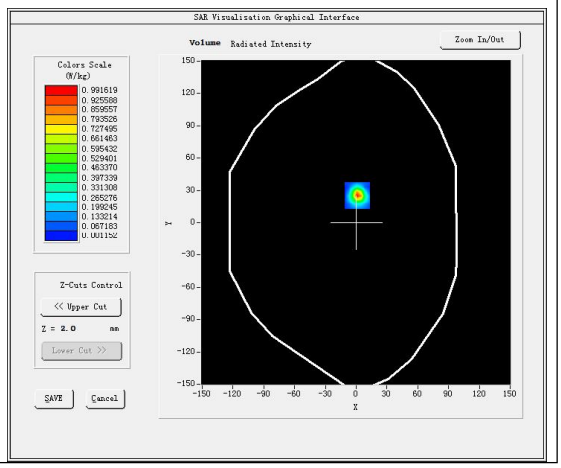

Maximum location: X=1.00, Y=25.00
SAR Peak: 1.83 W/kg

SAR 10g (W/Kg)	0.098837
SAR 1g (W/Kg)	0.477349

Any report having not been signed by authorized approver, or having been altered without authorization, or having not been stamped by the "Dedicated Testing/Inspection Stamp" is deemed to be invalid. Copying or excerpting portion of, or altering the content of the report is not permitted without the written authorization of AGC. The test results presented in the report apply only to the tested sample. Any objections to report issued by AGC should be submitted to AGC within 15days after the issuance of the test report. Further enquiry of validity or verification of the test report should be addressed to AGC by agc01@agccert.com.

Z (mm)	0.00	2.00	4.00	6.00	8.00	10.00	12.00	14.00	16.00	18.00	20.00	22.00
SAR (W/Kg)	1.6839	0.9916	0.4832	0.2411	0.1102	0.0818	0.0097	0.0017	0.0017	0.0027	0.0017	0.0027

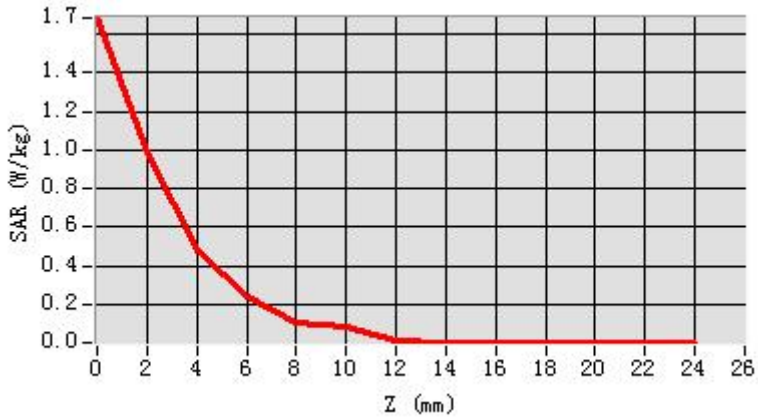

3D screen shot	Hot spot position
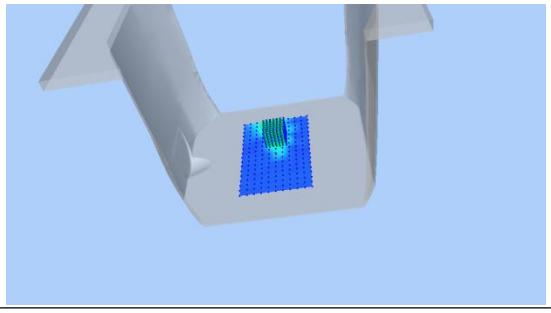	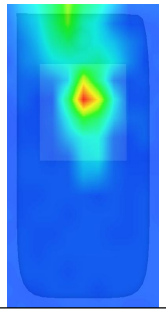

Any report having not been signed by authorized approver, or having been altered without authorization, or having not been stamped by the "Dedicated Testing/Inspection Stamp" is deemed to be invalid. Copying or excerpting portion of, or altering the content of the report is not permitted without the written authorization of AGC. The test results presented in the report apply only to the tested sample. Any objections to report issued by AGC should be submitted to AGC within 15days after the issuance of the test report. Further enquiry of validity or verification of the test report should be addressed to AGC by agc01@agccert.com.

Test Laboratory: AGC Lab **Date: Aug. 27, 2024**
5.8G 802.11a ANT_2 – Body Back
DUT: Rugged Windows Tablet; Type: GTW8103(Standard)

Communication System: Wi-Fi; Communication System Band: 802.11a; Duty Cycle: 1:1; Conv.F=1.53;
Frequency:5825MHz; Medium parameters used: f = 5800 MHz; σ= 5.32mho/m; εr =35.88; ρ= 1000 kg/m³ ;
Phantom section: Flat Section
Ambient temperature (℃): 20.5, Liquid temperature (℃): 20.2

SATIMO Configuration:
- Probe: SSE2; Calibrated: Apr 30, 2024; Serial No.: 2023-EPGO-414
- Sensor-Surface: 4mm (Mechanical Surface Detection)
- Phantom: SAM twin phantom
- Measurement SW: OpenSAR V4_02_35

Configuration/802.11a -Back /Area Scan: Measurement grid: dx=8mm, dy=8mm
Configuration/802.11a -Back /Zoom Scan: Measurement grid: dx=4mm,dy=4mm, dz=2mm

Area Scan	sam_direct_droit2_surf8mm.txt
ZoomScan	7x7x12 dx=4mm dy=4mm dz=2mm
Phantom	Validation plane
Device Position	Body Back
Band	5825MHz
Channels	CH165
Signal	Crest factor: 1.0

SURFACE SAR	VOLUME SAR
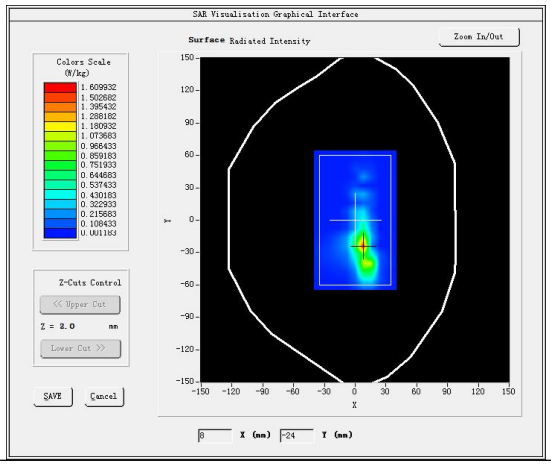	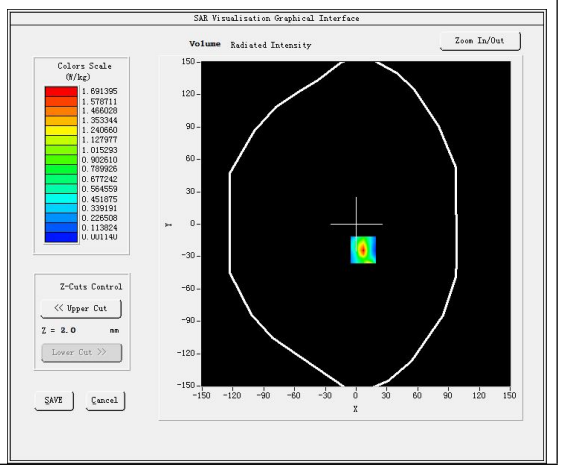

Maximum location: X=7.00, Y=-24.00
SAR Peak: 3.06 W/kg

SAR 10g (W/Kg)	0.225951
SAR 1g (W/Kg)	0.791744

Any report having not been signed by authorized approver, or having been altered without authorization, or having not been stamped by the "Dedicated Testing/Inspection Stamp" is deemed to be invalid. Copying or excerpting portion of, or altering the content of the report is not permitted without the written authorization of AGC. The test results presented in the report apply only to the tested sample. Any objections to report issued by AGC should be submitted to AGC within 15days after the issuance of the test report. Further enquiry of validity or verification of the test report should be addressed to AGC by agc01@agccert.com.

Z (mm)	0.00	2.00	4.00	6.00	8.00	10.00	12.00	14.00	16.00	18.00	20.00	22.00
SAR (W/Kg)	2.9150	1.6914	0.7826	0.3944	0.1761	0.0875	0.0298	0.0049	0.0016	0.0017	0.0027	0.0027

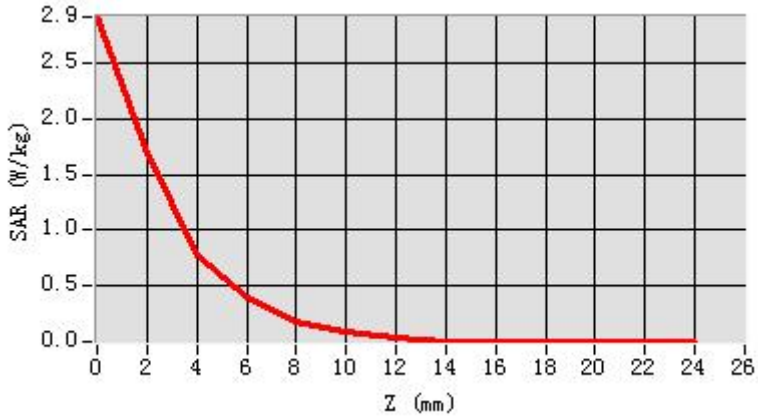

3D screen shot	Hot spot position
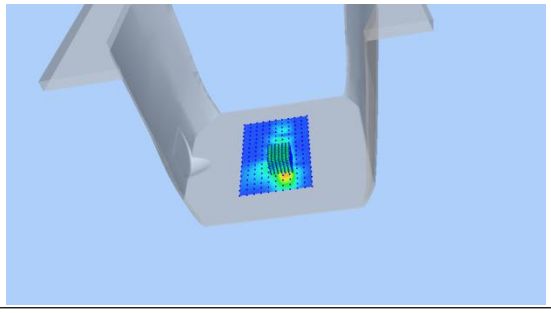	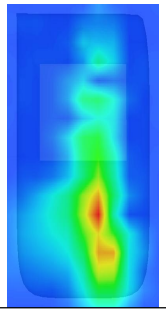

Any report having not been signed by authorized approver, or having been altered without authorization, or having not been stamped by the "Dedicated Testing/Inspection Stamp" is deemed to be invalid. Copying or excerpting portion of, or altering the content of the report is not permitted without the written authorization of AGC. The test results presented in the report apply only to the tested sample. Any objections to report issued by AGC should be submitted to AGC within 15days after the issuance of the test report. Further enquiry of validity or verification of the test report should be addressed to AGC by agc01@agccert.com.

Test Laboratory: AGC Lab **Date: Aug. 27, 2024**
5.8G 802.11ac-VHT40 MIMO_ANT_1 - Bottom
DUT: Rugged Windows Tablet; Type: GTW8103(Standard)

Communication System: Wi-Fi; Communication System Band: 802.11a; Duty Cycle: 1:1; Conv.F=1.53;
Frequency: 5795MHz; Medium parameters used: f = 5800 MHz; σ= 5.22mho/m; εr =36.56; ρ= 1000 kg/m³ ;
Phantom section: Flat Section
Ambient temperature (℃): 20.5, Liquid temperature (℃): 20.2

SATIMO Configuration:
- Probe: SSE2; Calibrated: Apr 30, 2024; Serial No.: 2023-EPGO-414
- Sensor-Surface: 4mm (Mechanical Surface Detection)
- Phantom: SAM twin phantom
- Measurement SW: OpenSAR V4_02_35

Configuration/ 802.11ac-VHT40 -Bottom /Area Scan: Measurement grid: dx=8mm, dy=8mm
Configuration/ 802.11ac-VHT40 -Bottom /Zoom Scan: Measurement grid: dx=4mm,dy=4mm, dz=2mm

Area Scan	sam_direct_droit2_surf8mm.txt
ZoomScan	7x7x12 dx=4mm dy=4mm dz=2mm
Phantom	Validation plane
Device Position	Body Bottom
Band	5795MHz
Channels	CH159
Signal	Crest factor: 1.0

SURFACE SAR	VOLUME SAR
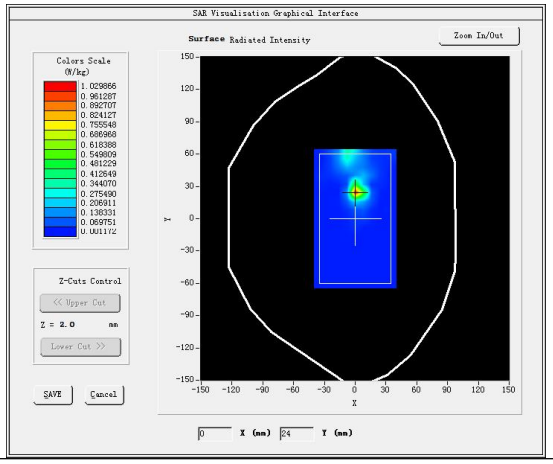	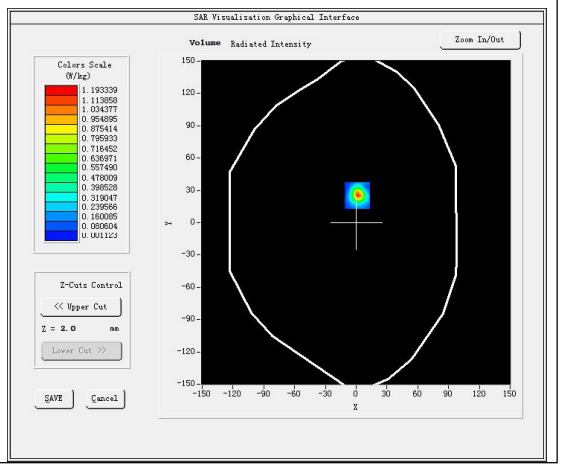

Maximum location: X=1.00, Y=25.00
SAR Peak: 2.24 W/kg

SAR 10g (W/Kg)	0.119736
SAR 1g (W/Kg)	0.550506

Any report having not been signed by authorized approver, or having been altered without authorization, or having not been stamped by the "Dedicated Testing/Inspection Stamp" is deemed to be invalid. Copying or excerpting portion of, or altering the content of the report is not permitted without the written authorization of AGC. The test results presented in the report apply only to the tested sample. Any objections to report issued by AGC should be submitted to AGC within 15days after the issuance of the test report. Further enquiry of validity or verification of the test report should be addressed to AGC by agc01@agccert.com.

Z (mm)	0.00	2.00	4.00	6.00	8.00	10.00	12.00	14.00	16.00	18.00	20.00	22.00
SAR (W/Kg)	2.0342	1.1933	0.5877	0.2970	0.1360	0.0575	0.0323	0.0072	0.0036	0.0027	0.0014	0.0017

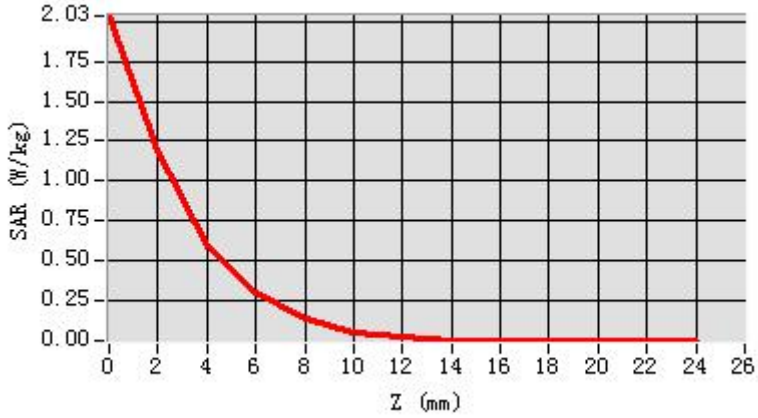

3D screen shot	Hot spot position
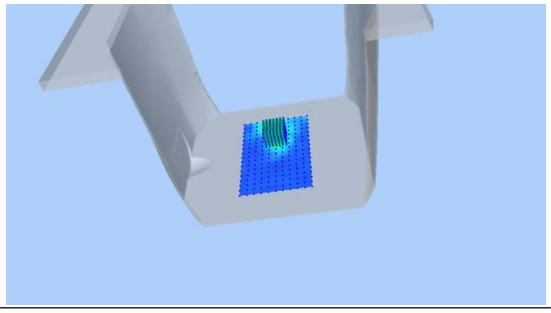	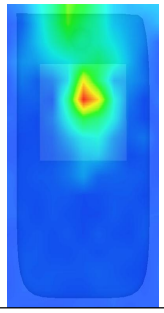

Any report having not been signed by authorized approver, or having been altered without authorization, or having not been stamped by the "Dedicated Testing/Inspection Stamp" is deemed to be invalid. Copying or excerpting portion of, or altering the content of the report is not permitted without the written authorization of AGC. The test results presented in the report apply only to the tested sample. Any objections to report issued by AGC should be submitted to AGC within 15days after the issuance of the test report. Further enquiry of validity or verification of the test report should be addressed to AGC by agc01@agccert.com.

Test Laboratory: AGC Lab **Date: Aug. 27, 2024**
5.8G 802.11ac-VHT40 MIMO_ANT_2 Body Top
DUT: Rugged Windows Tablet; Type: GTW8103(Standard)

Communication System: Wi-Fi; Communication System Band: 802.11a; Duty Cycle: 1:1; Conv.F=1.53;
Frequency: 5795MHz; Medium parameters used: f = 5800 MHz; σ= 5.22mho/m; εr =36.56; ρ= 1000 kg/m³ ;
Phantom section: Flat Section
Ambient temperature (℃): 20.5, Liquid temperature (℃): 20.2

SATIMO Configuration:
- Probe: SSE2; Calibrated: Apr 30, 2024; Serial No.: 2023-EPGO-414
- Sensor-Surface: 4mm (Mechanical Surface Detection)
- Phantom: SAM twin phantom
- Measurement SW: OpenSAR V4_02_35

Configuration/ 802.11ac-VHT40 - Top /Area Scan: Measurement grid: dx=8mm, dy=8mm
Configuration/ 802.11ac-VHT40 - Top /Zoom Scan: Measurement grid: dx=4mm,dy=4mm, dz=2mm

Area Scan	sam_direct_droit2_surf8mm.txt
ZoomScan	7x7x12 dx=4mm dy=4mm dz=2mm
Phantom	Validation plane
Device Position	Body Top
Band	5795MHz
Channels	CH159
Signal	Crest factor: 1.0

SURFACE SAR	VOLUME SAR
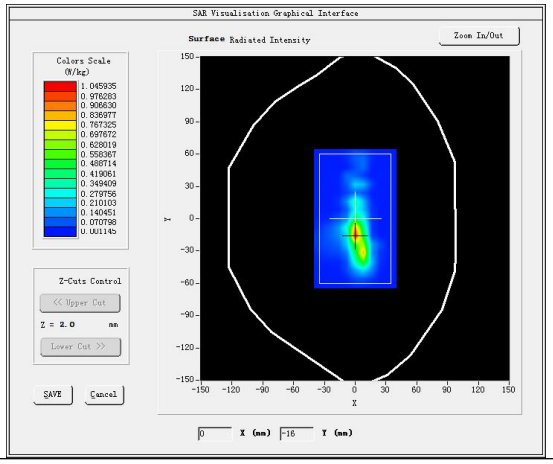	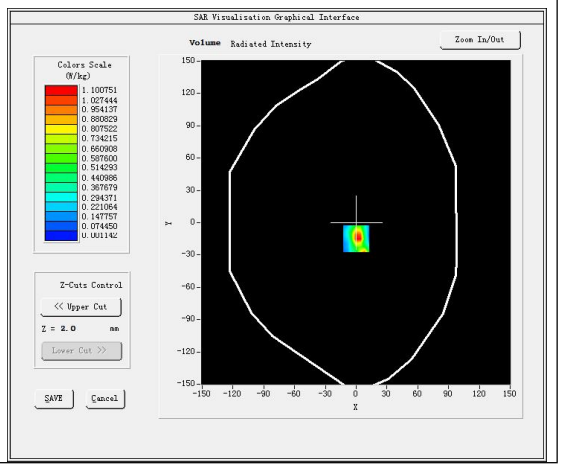

Maximum location: X=0.00, Y=-15.00
SAR Peak: 2.14 W/kg

SAR 10g (W/Kg)	0.163900
SAR 1g (W/Kg)	0.579704

Any report having not been signed by authorized approver, or having been altered without authorization, or having not been stamped by the "Dedicated Testing/Inspection Stamp" is deemed to be invalid. Copying or excerpting portion of, or altering the content of the report is not permitted without the written authorization of AGC. The test results presented in the report apply only to the tested sample. Any objections to report issued by AGC should be submitted to AGC within 15days after the issuance of the test report. Further enquiry of validity or verification of the test report should be addressed to AGC by agc01@agccert.com.

Z (mm)	0.00	2.00	4.00	6.00	8.00	10.00	12.00	14.00	16.00	18.00	20.00	22.00
SAR (W/Kg)	1.8688	1.1008	0.5491	0.2719	0.1243	0.0558	0.0141	0.0022	0.0040	0.0012	0.0012	0.0032

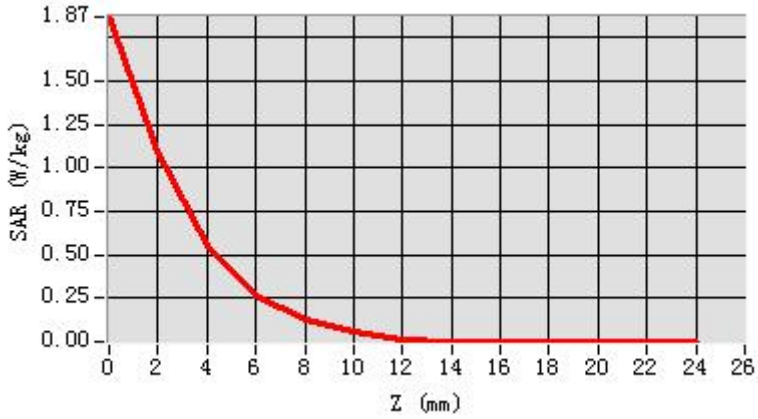

3D screen shot	Hot spot position
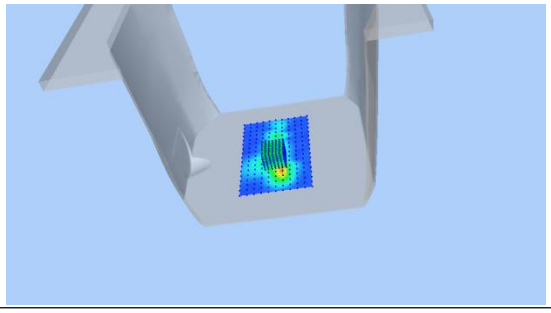	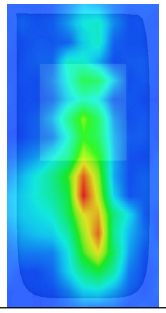

Any report having not been signed by authorized approver, or having been altered without authorization, or having not been stamped by the "Dedicated Testing/Inspection Stamp" is deemed to be invalid. Copying or excerpting portion of, or altering the content of the report is not permitted without the written authorization of AGC. The test results presented in the report apply only to the tested sample. Any objections to report issued by AGC should be submitted to AGC within 15days after the issuance of the test report. Further enquiry of validity or verification of the test report should be addressed to AGC by agc01@agccert.com.

APPENDIX C. TEST SETUP PHOTOGRAPHS

Refer to Attached files.

Any report having not been signed by authorized approver, or having been altered without authorization, or having not been stamped by the "Dedicated Testing/Inspection Stamp" is deemed to be invalid. Copying or excerpting portion of, or altering the content of the report is not permitted without the written authorization of AGC. The test results presented in the report apply only to the tested sample. Any objections to report issued by AGC should be submitted to AGC within 15days after the issuance of the test report. Further enquiry of validity or verification of the test report should be addressed to AGC by agc01@agccert.com.

DEPTH OF THE LIQUID IN THE PHANTOM—ZOOM IN

Note：The position used in the measurement were according to IEEE 1528-2013

2450MHz body

5000MHz body



Any report having not been signed by authorized approver, or having been altered without authorization, or having not been stamped by the "Dedicated Testing/Inspection Stamp" is deemed to be invalid. Copying or excerpting portion of, or altering the content of the report is not permitted without the written authorization of AGC. The test results presented in the report apply only to the tested sample. Any objections to report issued by AGC should be submitted to AGC within 15days after the issuance of the test report. Further enquiry of validity or verification of the test report should be addressed to AGC by agc01@agccert.com.

APPENDIX D. CALIBRATION DATA

Refer to Attached files.

----END OF REPORT----

Any report having not been signed by authorized approver, or having been altered without authorization, or having not been stamped by the "Dedicated Testing/Inspection Stamp" is deemed to be invalid. Copying or excerpting portion of, or altering the content of the report is not permitted without the written authorization of AGC. The test results presented in the report apply only to the tested sample. Any objections to report issued by AGC should be submitted to AGC within 15days after the issuance of the test report. Further enquiry of validity or verification of the test report should be addressed to AGC by agc01@agccert.com.

Conditions of Issuance of Test Reports

1. All samples and goods are accepted by the Attestation of Global Compliance (Shenzhen) Co., Ltd (the "Company") solely for testing and reporting in accordance with the following terms and conditions. The company provides its services on the basis that such terms and conditions constitute express agreement between the company and any person, firm or company requesting its services (the "Clients").

2. Any report issued by Company as a result of this application for testing services (the "Report") shall be issued in confidence to the Clients and the Report will be strictly treated as such by the Company. It may not be reproduced either in its entirety or in part and it may not be used for advertising or other unauthorized purposes without the written consent of the Company. The Clients to whom the Report is issued may, however, show or send it, or a certified copy thereof prepared by the Company to its customer, supplier or other persons directly concerned. The Company will not, without the consent of the Clients, enter into any discussion or correspondence with any third party concerning the contents of the Report, unless required by the relevant governmental authorities, laws or court orders.

3.The Company shall not be called or be liable to be called to give evidence or testimony on the Report in a court of law without its prior written consent, unless required by the relevant governmental authorities, laws or court orders.

4. In the event of the improper use of the report as determined by the Company, the Company reserves the right to withdraw it, and to adopt any other additional remedies which may be appropriate.

5. Samples submitted for testing are accepted on the understanding that the Report issued cannot form the basis of, or be the instrument for, any legal action against the Company.

6. The Company will not be liable for or accept responsibility for any loss or damage however arising from the use of information contained in any of its Reports or in any communication whatsoever about its said tests or investigations.

7.Clients wishing to use the Report in court proceedings or arbitration shall inform the Company to that effect prior to submitting the sample for testing.

8. The Company is not responsible for recalling the electronic version of the original report when any revision is made to them. The Client assumes the responsibility to providing the revised version to any interested party who uses them.

9. Subject to the variable length of retention time for test data and report stored hereinto as otherwise specifically required by individual accreditation authorities, the Company will only keep the supporting test data and information of the test report for a period of six years. The data and information will be disposed of after the aforementioned retention period has elapsed. Under no circumstances shall we provide any data and information which has been disposed of after retention period. Under no circumstances shall we be liable for damage of any kind, including (but not limited to) compensatory damages, lost profits, lost data, or any form of special, incidental, indirect, consequential or punitive damages of any kind, whether based on breach of contract of warranty, tort (including negligence), product liability or otherwise, even if we are informed in advance of the possibility of such damages.

Any report having not been signed by authorized approver, or having been altered without authorization, or having not been stamped by the "Dedicated Testing/Inspection Stamp" is deemed to be invalid. Copying or excerpting portion of, or altering the content of the report is not permitted without the written authorization of AGC. The test results presented in the report apply only to the tested sample. Any objections to report issued by AGC should be submitted to AGC within 15days after the issuance of the test report. Further enquiry of validity or verification of the test report should be addressed to AGC by agc01@agccert.com.