TEST REPORT

Reference No.	:	WTX22X12264635W
FCC ID	:	2A96I-UA100
Applicant	:	Shanghai UniOne Science&Technology CO., Ltd.
Address	:	Building 4,No.651 Wanfang Road, Pujiang Town, Minhang District, Shanghai
Manufacturer		The same as Applicant
Address		The same as Applicant
Product Name	:	Rugged Android Tablet
Model No.	:	UA100 (Scan)
Standards	:	FCC Part 2.1093 IEEE Std C95.1: 2019 IEEE Std C95.3: 2002 + Rev. 2008 IEC/IEEE 62209-1528 Ed. 1.0 (2020-10)
Date of Receipt sample	:	2022-12-12
Date of Test	:	2023-03-20 to 2023-05-10
Date of Issue	:	2023-05-10
Test Report Form No.	:	WTX_IEEE_1528W
Test Result	:	**Pass**

Remarks:

The results shown in this test report refer only to the sample(s) tested, this test report cannot be reproduced, except in full, without prior written permission of the company. The report would be invalid without specific stamp of test institute and the signatures of approver.

Prepared By:

Waltek Testing Group (Shenzhen) Co., Ltd.

Address: 1/F., Room 101, Building 1, Hongwei Industrial Park, Liuxian 2nd Road,

Block 70 Bao'an District, Shenzhen, Guangdong, China

Tel.: +86-755-33663308 Fax.: +86-755-33663309 Email: sem@waltek.com.cn

Tested by:

Jack Sun

Jack Sun

Approved by:

Silin Chen

Silin Chen

TABLE OF CONTENTS

1. General Information 4
1.1 Product Description for Equipment Under Test (EUT) 4
1.2 Test Standards 9
1.3 Test Methodology 9
1.4 Test Facility 9
2. Summary of Test Results 10
3. Specific Absorption Rate (SAR) 11
3.1 Introduction 11
3.2 SAR Definition 11
4. SAR Measurement System 12
4.1 The Measurement System 12
4.2 Probe 12
4.3 Probe Calibration Process 14
4.4 Phantom 15
4.5 Device Holder 15
4.6 Test Equipment List 16
5. Tissue Simulating Liquids 17
5.1 Composition of Tissue Simulating Liquid 17
5.2 Tissue Dielectric Parameters for Head and Body Phantoms 18
5.3 Tissue Calibration Result 19
6. SAR Measurement Evaluation 22
6.1 Purpose of System Performance Check 22
6.2 System Setup 22
6.3 Validation Results 24
7. EUT Testing Position 25
7.1 Body Position 25
7.2 EUT Antenna Position 25
7.3 EUT Testing Position 26
8. SAR Measurement Procedures 27
8.1 Measurement Procedures 27
8.2 Spatial Peak SAR Evaluation 27
8.3 Area & Zoom Scan Procedures 28
8.4 Volume Scan Procedures 28
8.5 SAR Averaged Methods 28
8.6 Power Drift Monitoring 28
9. SAR Test Result 29
9.1 Conducted RF Output Power 29
9.2 Test Results for Standalone SAR Test 141
9.3 Simultaneous Multi-band Transmission SAR Analysis 158
10. Measurement Uncertainty 161
10.1 Uncertainty for SAR Test 161
Annex A. Plots of System Performance Check 163
Annex B. Plots of SAR Measurement 191
Annex C. EUT Photos 277
Annex D. Test Setup Photos 281
Annex E. Calibration Certificate 284

Report version

Version No.	Date of issue	Description
Rev.00	2023-05-10	Original
/	/	/

1. General Information

1.1 Product Description for Equipment Under Test (EUT)

General Description of EUT:	
Product Name:	Rugged Android Tablet
Brand Name:	/
Model No.:	UA100 (Scan)
Adding Model(s):	UA100(Standard)
Rated Voltage:	DC3.8V
Battery Capacity	9200mAh
Power Adapter:	/
Software Version:	R00.50.A6.53
Hardware Version:	V1.04
Note: The test data is gathered from a production sample provided by the manufacturer. The appearance of others models listed in the report is different from main-test model UA100 (Scan), but the circuit and the electronic construction do not change, declared by the manufacturer.	

Technical Characteristics of EUT:	
2G	
Support Networks:	GSM, GPRS, EDGE
Support Band:	GSM850/PCS1900
Uplink Frequency:	GSM/GPRS/EDGE 850: 824~849MHz GSM/GPRS/EDGE 1900: 1850~1910MHz
Downlink Frequency:	GSM/GPRS/EDGE 850: 869~894MHz GSM/GPRS/EDGE 1900: 1930~1990MHz
Max RF Output Power:	GSM850: 33.58dBm, GSM1900: 30.53dBm EDGE850: 27.59dBm, EDGE1900: 26.56dBm
Type of Modulation:	GMSK, 8PSK
Type of Antenna:	FPC Antenna
Antenna Gain:	GSM850: -3.09dBi; GSM1900: 0.38dBi
GPRS/EDGE Class:	Class 12
3G	
Support Networks:	WCDMA, HSDPA, HSUPA
Support Band:	WCDMA Band 2, WCDMA Band 5
Uplink Frequency:	WCDMA Band 2: 1850~1910MHz WCDMA Band 5: 824~849MHz
Downlink Frequency:	WCDMA Band 2: 1930~1990MHz WCDMA Band 5: 869~894MHz
RF Output Power:	WCDMA Band 2: 22.45dBm,

	WCDMA Band 5: 24.56dBm
Type of Modulation:	BPSK, QPSK, 16QAM
Antenna Type:	FPC Antenna
Antenna Gain:	WCDMA Band 2: 0.21dBi, WCDMA Band 5: -3.09dBi
4G	
Support Networks:	FDD-LTE, TDD-LTE
Support Band:	FDD-LTE Band 2, 4, 5, 7,12, 13, 17, 25, TDD-LTE Band 38, 40, 41
Uplink Frequency:	FDD-LTE Band 2: Tx: 1850-1910MHz, FDD-LTE Band 4: Tx: 1710-1755MHz, FDD-LTE Band 5: Tx: 824-849MHz, FDD-LTE Band 7: Tx: 2500-2570MHz, FDD-LTE Band 12: Tx: 699-716MHz, FDD-LTE Band 13: Tx: 777-787MHz, FDD-LTE Band 17: Tx: 704-716MHz, FDD-LTE Band 25: Tx: 1850-1915MHz TDD-LTE Band 38: Tx: 2570-2620MHz, TDD-LTE Band 40-1: Tx: 2305-2315MHz, TDD-LTE Band 40-2: Tx: 2350-2360MHz, TDD-LTE Band 41: Tx: 2496-2690MHz
Downlink Frequency:	FDD-LTE Band 2: Rx: 1930-1990MHz, FDD-LTE Band 4: Rx: 2110-2155MHz, FDD-LTE Band 5: Rx: 869-894MHz, FDD-LTE Band 7: Rx: 2620-2690MHz, FDD-LTE Band 12: Rx: 729-746MHz, FDD-LTE Band 13: Rx: 746-756MHz, FDD-LTE Band 17: Rx: 734-746MHz, FDD-LTE Band 25: Rx: 1930-1995MHz TDD-LTE Band 38: Rx: 2570-2620MHz TDD-LTE Band 40-1: Rx: 2305-2315MHz, TDD-LTE Band 40-1: Rx: 2350-2360MHz, TDD-LTE Band 41: Rx: 2496-2690MHz
RF Output Power:	FDD-LTE Band 2: 22.82dBm, FDD-LTE Band 4: 23.46dBm, FDD-LTE Band 5: 23.59dBm, FDD-LTE Band 7: 22.88dBm, FDD-LTE Band 12: 23.22dBm, FDD-LTE Band 13: 23.68dBm, FDD-LTE Band 17: 23.22dBm, FDD-LTE Band 25: 22.80dBm TDD-LTE Band 38: 22.65dBm, TDD-LTE Band 38CA: 22.32dBm, TDD-LTE Band 40-1: 24.13dBm TDD-LTE Band 40-2: 24.00dBm TDD-LTE Band 41: 23.16dBm TDD-LTE Band 41CA: 23.20dBm
Type of Modulation:	QPSK, 16QAM

Antenna Type:	FPC Antenna
Antenna Gain:	FDD-LTE Band 2: 0.21dBi, FDD-LTE Band 4: 0.42dBi, FDD-LTE Band 5: -3.09dBi, FDD-LTE Band 7: 0.17dBi FDD-LTE Band 12: -4.67dBi, FDD-LTE Band 13: -4.67dBi, FDD-LTE Band 17: -3.86dBi, FDD-LTE Band 25: 0.04dBi, TDD-LTE Band 38: -0.42dBi, TDD-LTE Band 40(2305-2315MHz): -0.49dBi, TDD-LTE Band 40(2350-2360MHz): -0.49dBi, TDD-LTE Band 41: 0.17dBi,
5G NR	
Support Networks:	5G NR
Support Band:	N41, N77, N78
EN-DC Mode	DC_5A_n41A, DC_2A_N78A_3450-3550MHz, DC_2A_N78A_3700-3800MHz, DC_12A_N77A_3450-3550MHz, DC_12A_N77A_3700-3980MHz
Frequency Range:	N41: Tx: 2496-2690MHz, Rx: 2496-2690MHz
	N77: Tx:3450-3550MHz, Rx: 3450-3550MHz
	N77: Tx:3700-3980MHz, Rx: 3700-3980MHz
	N78: Tx:3450-3550MHz, Rx: :3450-3550MHz
	N78: Tx:3700-3800MHz, Rx: 3700-3800MHz
Modulation Type:	DFT-s-OFDM: PI/2 BPSK QPSK / 16QAM / 64QAM / 256QAM CP-OFDM: QPSK / 16QAM / 64QAM / 256QAM
Max. RF Output Power:	N41: 27.54dBm N77_3450-3550MHz: 27.32dBm N77_3700-3980MHz: 27.17dBm N78_3450-3550MHz: 27.18dBm N78_3700-3800MHz: 24.91dBm EN-DC DC_5A_n41A: 25.26dBm DC_2A_N78A_3450-3550MHz: 24.86dBm DC_2A_N78A_3700-3800MHz: 24.85dBm DC_12A_N77A_3450-3550MHz: 24.08dBm DC_12A_N77A_3700-3980MHz: 23.99dBm
Antenna Type:	FPC Antenna
Antenna Gain:	5G NR n41: 0.17dBi 5G NR n77(3450-3550MHz): 2.75dBi 5G NR n77(3700-3980MHz): 1.66dBi

	5G NR n78(3450-3550MHz): 2.75dBi 5G NR n78(3700-3800MHz): 1.66dBi
Wi-Fi(5GHz)	
Support Standards:	802.11a, 802.11n-HT20/40, 802.11ac-VHT20/40/80
Frequency Range:	Band 1: 5180-5240MHz, Band 2: 5260-5320MHz, Band 3: 5500-5700MHz,Band 4: 5745-5825MHz
RF Output Power:	5150-5250MHz: Antenna 1: 14.00dBm (Conducted) Antenna 2: 13.80dBm (Conducted) 5250-5350MHz: Antenna 1: 12.38dBm (Conducted) Antenna 2: 11.61dBm (Conducted) 5470-5725MHz: Antenna 1: 11.71dBm (Conducted) Antenna 2: 12.61dBm (Conducted) 5725-5850MHz: Antenna 1: 10.97dBm (Conducted) Antenna 2: 11.53dBm (Conducted)
Type of Modulation:	QPSK, 16QAM, 64QAM,256QAM
Type of Antenna:	FPC Antenna
Antenna Gain:	Antenna 1:2.95dBi Antenna 2:-0.49dBi
WIFI(2.4GHz)	
Support Standards:	802.11b, 802.11g, 802.11n
Frequency Range:	2412-2462MHz for 11b/g/n(HT20) 2422-2452MHz for 11n(HT40)
RF Output Power:	Antenna 1: 16.48dBm (Conducted) Antenna 2: 15.29dBm (Conducted)
Type of Modulation:	CCK, OFDM, QPSK, BPSK, 16QAM, 64QAM
Quantity of Channels:	11 for 802.11b/g/n(HT20); 7 for 802.11n(HT40)
Channel Separation:	5MHz
Antenna Type:	FPC Antenna
Antenna Gain:	Antenna 1: 1.36dBi Antenna 2: -4.56dBi
Bluetooth	
Bluetooth Version:	V5.0
Frequency Range:	2402-2480MHz
RF Output Power:	9.45dBm (Conducted)
Data Rate:	1Mbps, 2Mbps, 3Mbps
Modulation:	GFSK, π/4 DQPSK, 8DPSK
Quantity of Channels:	79/40
Channel Separation:	1MHz/2MHz

Antenna Type:	FPC Antenna
Antenna Gain:	1.36dBi
Note: The Antenna Gain is provided by the customer and can affect the validity of results.	

1.2 Test Standards

The following report is accordance with FCC 47 CFR Part 2.1093, IEEE Std C95.1: 2019, IEEE Std C95.3: 2002 + Rev. 2008, IEC/IEEE 62209-1528 Ed. 1.0 (2020-10), KDB 447498 D01 v06, KDB 648474 D04 v01r03, KDB 248227 D01 v02r02, KDB 941225 D01 v03r01, KDB 941225 D05 v02r05 , and KDB 865664 D01 v01r04 and KDB 865664 D02 v01r02.

The objective is to determine compliance with FCC Part 2.1093 of the Federal Communication Commissions rules.

Maintenance of compliance is the responsibility of the manufacturer. Any modification of the product, which is result in lowering the emission, should be checked to ensure compliance has been maintained.

1.3 Test Methodology

All measurements contained in this report were conducted with KDB 865664 D01 v01r04 and KDB 865664 D02 v01r02. The public notice KDB 447498 D01 v06 for Mobile and Portable Devices RF Exposure Procedure also.

1.4 Test Facility

Address of the test laboratory
Laboratory: Waltek Testing Group (Shenzhen) Co., Ltd.
Address: 1/F., Room 101, Building 1, Hongwei Industrial Park, Liuxian 2nd Road,Block 70 Bao'an District, Shenzhen, Guangdong, China

FCC – Registration No.: 125990
Waltek Testing Group (Shenzhen) Co., Ltd. EMC Laboratory has been registered and fully described in a report filed with the FCC (Federal Communications Commission). The acceptance letter from the FCC is maintained in our files. The Designation Number is CN5010.Test Firm Registration Number is 125990.

Industry Canada (IC) Registration No.: 11464A
The 3m Semi-anechoic chamber of Waltek Testing Group (Shenzhen) Co., Ltd. has been registered by Certification and Engineering Bureau of Industry Canada for radio equipment testing with Registration No.: 11464A.

2. Summary of Test Results

The maximum results of Specific Absorption Rate (SAR) have found during testing are as follows:

Scanning code edition

Frequency Band	Body (0mm Gap) Maximum SAR_{1g} (W/kg)	SAR_{1g} Limit (W/kg)
GSM	0.788	1.6
WCDMA	0.685	1.6
LTE	**0.854**	1.6
NR	0.097	1.6
5G NR EN-DC	0.764	1.6
WLAN 5GHz	0.153	1.6
WLAN 2.4GHz	0.764	1.6
Bluetooth	0.061	1.6
Simultaneous Transmission	**1.502**	1.6

Standard edition

Frequency Band	Body (0mm Gap) Maximum SAR_{1g} (W/kg)	SAR_{1g} Limit (W/kg)
WWAN	**0.837**	1.6
WLAN	0.301	1.6
Bluetooth	0.059	1.6
Simultaneous Transmission	**1.426**	1.6

The device is in compliance with Specific Absorption Rate (SAR) for general population/uncontrolled exposure limits (1.6 W/kg) specified in FCC 47 CFR Part 2.1093 and IEEE Std C95.1: 2019 and had been tested in accordance with the measurement methods and procedure specified in IEC/IEEE 62209-1528 Ed. 1.0 (2020-10) and KDB 865664 D01 v01r04 and KDB 865664 D02 v01r02.

3. Specific Absorption Rate (SAR)

3.1 Introduction

SAR is related to the rate at which energy is absorbed per unit mass in an object exposed to a radio field. The SAR distribution in a biological body is complicated and is usually carried out by experimental techniques or numerical modeling. The standard recommends limits for two tiers of groups, occupational/controlled and general population/uncontrolled, based on a person's awareness and ability to exercise control over his or her exposure. In general, occupational/controlled exposure limits are higher than the limits for general population/uncontrolled.

3.2 SAR Definition

The SAR definition is the time derivative (rate) of the incremental energy (dW) absorbed by (dissipated in) an incremental mass (dm) contained in a volume element (dv) of a given density (ρ). The equation description is as below:

$$\mathbf{SAR} = \frac{\mathbf{d}}{\mathbf{dt}}\left(\frac{\mathbf{dW}}{\mathbf{dm}}\right) = \frac{\mathbf{d}}{\mathbf{dt}}\left(\frac{\mathbf{dW}}{\boldsymbol{\rho}\mathbf{dv}}\right)$$

SAR is expressed in units of Watts per kilogram (W/kg)
SAR measurement can be either related to the temperature elevation in tissue by

$$\mathbf{SAR} = \mathbf{C}\left(\frac{\boldsymbol{\delta}\mathbf{T}}{\boldsymbol{\delta}\mathbf{t}}\right)$$

Where: C is the specific heat capacity, δ T is the temperature rise and δ t is the exposure duration, or related to the
electrical field in the tissue by

$$\mathbf{SAR} = \frac{\boldsymbol{\sigma}|\mathbf{E}|^2}{\boldsymbol{\rho}}$$

Where: σ is the conductivity of the tissue, ρ is the mass density of the tissue and E is the RMS electrical field strength.

However for evaluating SAR of low power transmitter, electrical field measurement is typically applied.

4. SAR Measurement System

4.1 The Measurement System

Comosar is a system that is able to determine the SAR distribution inside a phantom of human being according to different standards. The Comosar system consists of the following items:
- Main computer to control all the system
- 6 axis robot
- Data acquisition system
- Miniature E-field probe
- Phone holder
- Head simulating tissue

The following figure shows the system.

The EUT under test operating at the maximum power level is placed in the phone holder, under the phantom, which is filled with head simulating liquid. The E-Field probe measures the electric field inside the phantom. The OpenSAR software computes the results to give a SAR value in a 1g or 10g mass.

4.2 Probe

For the measurements the Specific Dosimetric E-Field Probe SSE2 SN 18/21 EPGO356, and refer to the calibration report for probe parameters.

Probe calibration is realized, in compliance with EN 62209-1 and IEC/IEEE 62209-1528 Ed. 1.0 (2020-10) STD, with CALISAR, Antenna proprietary calibration system. The calibration is performed with the EN 62209-1 annexes technique using reference guide at the five frequencies.

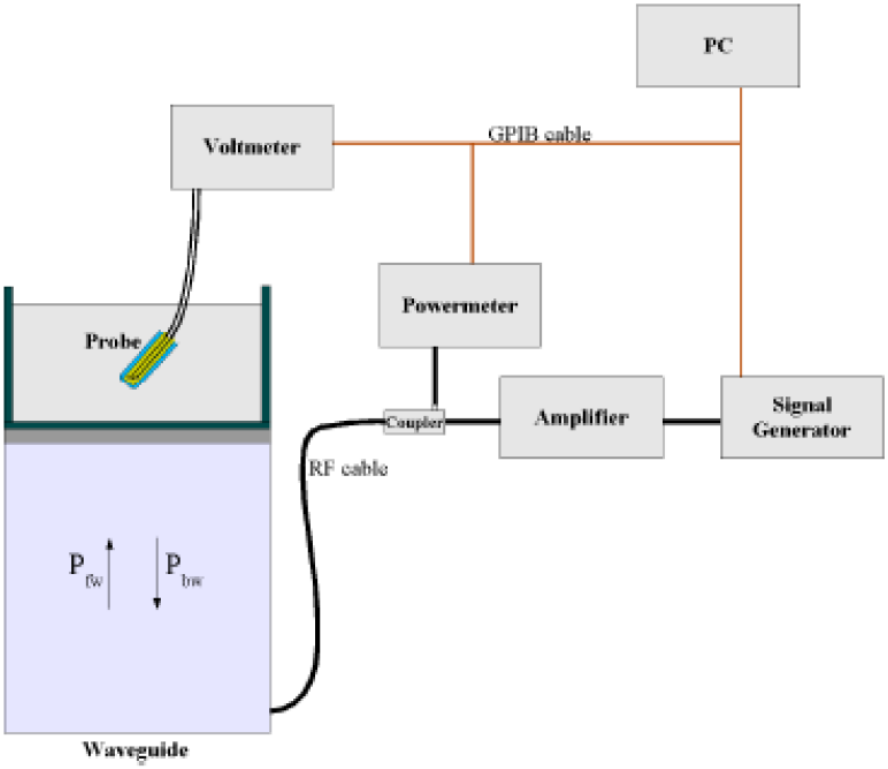

$$SAR = \frac{4\left(P_{fw} - P_{bw}\right)}{ab\delta} \cos^2\left(\pi \frac{y}{a}\right) e^{-(2z/\delta)}$$

Where :

Pfw = Forward Power

Pbw = Backward Power

a and b =Waveguide dimensions

I = Skin depth

Keithley configuration:

Rate = Medium; Filter = ON; RDGS = 10; Filter type = Moving Average; Range auto after each calibration, a SAR measurement is performed on a validation dipole and compared with a NPL calibrated probe, to verify it. The calibration factors, CF(N), for the 3 sensors corresponding to dipole 1, dipole 2 and dipole 3 are:

CF(N)=SAR(N)/Vlin(N) (N=1,2,3)

The linearised output voltage Vlin(N) is obtained from the displayed output voltage V(N) using

Vlin(N)=V(N)*(1+V(N)/DCP(N)) (N=1,2,3)

where DCP is the diode compression point in mV.

4.3 Probe Calibration Process

Dosimetric Assessment Procedure

Each E-Probe/Probe Amplifier combination has unique calibration parameters. SATIMO Probe calibration procedure is conducted to determine the proper amplifier settings to enter in the probe parameters. The amplifier settings are determined for a given frequency by subjecting the probe to a known E-field density (1 mW/cm2) using an with CALISAR, Antenna proprietary calibration system.

Free Space Assessment Procedure

The free space E-field from amplified probe outputs is determined in a test chamber. This calibration can be performed in a TEM cell if the frequency is below 1 GHz and in a waveguide or other methodologies above 1 GHz for free space. For the free space calibration, the probe is placed in the volumetric center of the cavity and at the proper orientation with the field. The probe is rotated 360 degrees until the three channels show the maximum reading. The power density readings equates to 1mW/cm2.

Temperature Assessment Procedure

E-field temperature correlation calibration is performed in a flat phantom filled with the appropriate simulated head tissue. The E-field in the medium correlates with the temperature rise in the dielectric medium. For temperature correlation calibration a RF transparent thermistor-based temperature probe is used in conjunction with the E-field probe.

$$SAR = C\frac{\Delta T}{\Delta t}$$

Where:

Δt = exposure time (30 seconds),

C = heat capacity of tissue (brain or muscle),

ΔT = temperature increase due to RF exposure.

SAR is proportional to ΔT/Δt, the initial rate of tissue heating, before thermal diffusion takes place. The electric field in the simulated tissue can be used to estimate SAR by equating the thermally derived SAR to that with the E- field component.

$$SAR = \frac{|E|^2 \cdot \sigma}{\rho}$$

Where:
σ = simulated tissue conductivity,
ρ = Tissue density (1.25 g/cm3 for brain tissue)

4.4 Phantom

For the measurements the Specific Anthropomorphic Mannequin (SAM) defined by the IEEE SCC-34/SC2 group is used. The phantom is a polyurethane shell integrated in a wooden table. The thickness of the phantom amounts to 2mm +/- 0.2mm. It enables the dosimetric evaluation of left and right phone usage and includes an additional flat phantom part for the simplified performance check. The phantom set-up includes a cover, which prevents the evaporation of the liquid.

4.5 Device Holder

The positioning system allows obtaining cheek and tilting position with a very good accuracy. In compliance with CENELEC, the tilt angle uncertainty is lower than 1°.

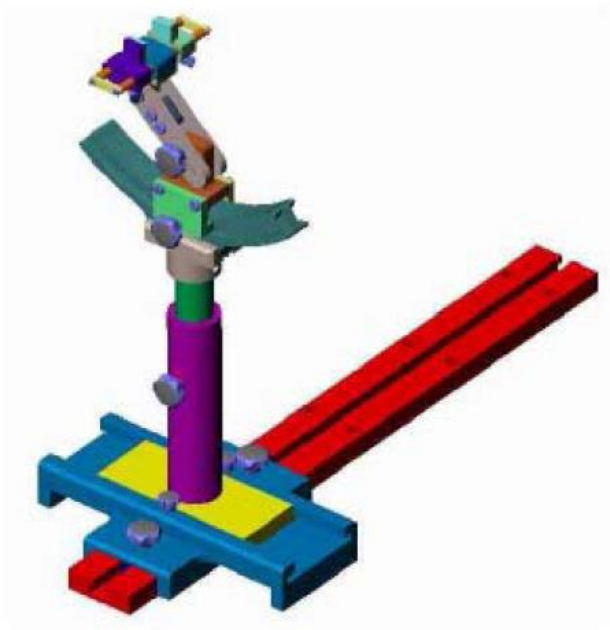

System Material	Permittivity	Loss Tangent
Delrin	3.7	0.005

4.6 Test Equipment List

Description	Manufacturer	Model	Serial Number	Cal. Date	Due. Date
E-Field Probe	MVG	SSE2	SN 18/21 EPGO356	2022-07-08	2023-07-07
750MHz Dipole	MVG	SID750	SN 09/15 DIP 0G750-357	2020-08-29	2023-08-28
835MHz Dipole	MVG	SID835	SN 09/15 DIP 0G835-358	2020-08-29	2023-08-28
1800MHz Dipole	MVG	SID1800	SN 09/15 DIP 1G800-360	2020-08-29	2023-08-28
1900MHz Dipole	MVG	SID1900	SN 09/15 DIP 1G900-361	2020-08-29	2023-08-28
2300MHz Dipole	MVG	SID2300	SN 50/20 DIP 2G300-513	2021-01-14	2024-01-13
2450MHz Dipole	MVG	SID2450	SN 09/15 DIP 2G450-363	2020-08-29	2023-08-28
2600MHz Dipole	MVG	SID2600	SN 28/21 DIP 2G600-590	2021-07-16	2024-07-15
3500MHz Dipole	MVG	SID3500	SN 28/21 DIP 3G500-592	2021-07-19	2024-07-18
3700MHz Dipole	MVG	SID3700	SN 28/21 DIP 3G700-593	2021-07-19	2024-07-18
3900MHz Dipole	MVG	SID3900	SN 28/21 DIP 3G900-594	2021-07-19	2024-07-18
5 GHz Dipole	MVG	SWG5500	SN 49/16 WGA45	2020-07-03	2023-07-02
Dielectric Probe	SATIMO	SCLMP	SN 47/12 OCPG49	2023-02-25	2024-02-24
SAM Phantom	SATIMO	SAM	SN/ 47/12 SAM95	N/A	N/A
Multi Meter	Keithley	Keithley 2000	4006367	2023-02-25	2024-02-24
Power meter	Keithley	3500	JC-2017-09-001	2023-02-25	2024-02-24
Power meter	Keithley	3500	JC-2017-09-001	2023-02-25	2024-02-24
Power Sensor	HP	11636B	JC-2017-10-002	2023-02-25	2024-02-24
MXG X-Series RF Vector Signal Generator	KEYSIGHT	N5182B	MY57300664	2023-02-25	2024-02-24
Universal Tester	Rohde & Schwarz	CMU200	112315	2023-02-25	2024-02-24
Universal Radio Communication Tester	Rohde & Schwarz	CMW500	148650	2023-02-25	2024-02-24
Network Analyzer	HP	8753C	2901A00831	2023-02-25	2024-02-24

5. Tissue Simulating Liquids

5.1 Composition of Tissue Simulating Liquid

For the measurement of the field distribution inside the SAM phantom with SMTIMO, the phantom must be filled with around 25 liters of homogeneous body tissue simulating liquid. For head SAR testing, the liquid height from the ear reference point (ERP) of the phantom to the liquid top surface is larger than 15 cm. For body SAR testing, the liquid height from the center of the flat phantom to the liquid top surface is larger than 15 cm. Please see the following photos for the liquid height.



Liquid Height for Head/Body SAR

The Composition of Tissue Simulating Liquid

Frequency (MHz)	Water (%)	Salt (%)	1,2-Propane diol (%)	HEC (%)	Preventol (%)	DGBE (%)
Body						
750	50.0	0.8	48.8	0.2	0.2	0
835	50.8	0.9	48.1	0.1	0.1	0
900	50.8	0.9	48.1	0.1	0.1	0
1800-2000	70.2	0.4	0	0	0	29.4
2300	55.0	0.2	0	0	0	44.8
2450	68.6	0.3	0	0	0	31.1
2600	68.6	0.1	0	0	0	31.3
3300	71.6	1.4	10.9	0.6	0.7	14.8
3500	71.6	1.3	10.9	0.7	0.7	14.8
3700	71.7	1.3	10.8	0.6	0.8	14.8
3900	71.7	1.3	10.8	0.6	0.8	14.8
4200	71.8	1.2	10.7	0.5	0.9	14.9

Frequency (MHz)	Water (%)	Hexyl Carbitol (%)	Triton X-100 (%)
Body			
5000-6000	78.6	10.7	10.7

5.2 Tissue Dielectric Parameters for Head and Body Phantoms

According to FCC KDBs, IEC/IEEE 62209-1528 Ed. 1.0 (2020-10) and CEI/IEC 62209 standards state that the system validation measurements must be performed using a reference dipole meeting the fore mentioned return loss and mechanical dimension requirements. The validation measurement must be performed against a liquid filled flat phantom, with the phantom constructed as outlined in the fore mentioned standards. Per the standards, the dipole shall be positioned below the bottom of the phantom, with the dipole length centered and parallel to the longest dimension of the flat phantom, with the top surface of the dipole at the described distance from the bottom surface of the phantom.

Target Frequency (MHz)	Head		Body	
	Conductivity (σ)	Permittivity (ε_r)	Conductivity (σ)	Permittivity (ε_r)
150	0.76	52.3	0.80	61.9
300	0.87	45.3	0.92	58.2
450	0.87	43.5	0.94	56.7
750	**0.89**	**41.9**	**0.96**	**55.5**
835	**0.90**	**41.5**	**0.97**	**55.2**
900	0.97	41.5	1.05	55.0
915	0.98	41.5	1.06	55.0
1450	1.20	40.5	1.30	54.0
1610	1.29	40.3	1.40	53.8
1800-2000	**1.40**	**40.0**	**1.52**	**53.3**
2300	**1.67**	**39.5**	**1.81**	**52.9**
2450	**1.80**	**39.2**	**1.95**	**52.7**
2600	**1.96**	**39.0**	**2.16**	**52.5**
3000	2.40	38.5	2.73	52.0
3300	2.88	37.2	3.04	49.3
3500	**3.07**	**36.5**	**3.29**	**48.6**
3700	**3.35**	**35.2**	**3.62**	**47.1**
3900	**3.62**	**34.6**	**4.07**	**46.7**
4200	3.58	37.2	4.08	48.9
5200	**4.66**	**36.0**	**5.30**	**49.0**
5400	**4.86**	**35.8**	**5.53**	**48.7**
5600	**5.07**	**35.5**	**5.77**	**48.5**
5800	**5.27**	**35.3**	**6.00**	**48.2**

5.3 Tissue Calibration Result

The dielectric parameters of the liquids were verified prior to the SAR evaluation using COMOSAR Dielectric Probe Kit and an Agilent Network Analyzer.

Calibration Result for Dielectric Parameters of Tissue Simulating Liquid

Body Tissue Simulating Liquid									
Freq. MHz.	Temp. (℃)	Conductivity			Permittivity			Limit (%)	Date
		Reading (σ)	Target (σ)	Delta (%)	Reading (ε r)	Target (ε r)	Delta (%)		
750	23.2	0.95	0.96	-1.04	54.73	55.5	-1.39	±5	2023-03-20
835	23.2	0.96	0.97	-1.03	56.31	55.2	2.01	±5	2023-03-20
1800	22.5	1.51	1.52	-0.66	54.77	53.3	2.76	±5	2023-03-21
1900	22.5	1.53	1.52	0.66	54.12	53.3	1.54	±5	2023-03-21
2300	23.5	1.82	1.81	0.55	54.79	52.9	3.57	±5	2023-03-23
2450	23.5	1.93	1.95	-1.03	53.58	52.7	1.67	±5	2023-03-23
2600	23.5	2.09	2.16	-3.24	53.26	52.5	1.45	±5	2023-03-23
3500	23.4	3.25	3.29	-1.22	50.52	48.6	3.95	±5	2023-03-27
3700	23.4	3.56	3.62	-1.66	48.52	47.1	3.01	±5	2023-03-27
3900	23.4	4.04	4.07	-0.74	47.81	46.7	2.38	±5	2023-03-27
5200	22.3	5.43	5.30	2.45	47.11	49.0	-3.86	±5	2023-03-28
5400	22.3	5.64	5.53	1.99	46.92	48.7	-3.66	±5	2023-03-28
5600	22.3	5.72	5.77	-0.87	47.34	48.5	-2.39	±5	2023-03-28
5800	22.3	5.91	6.00	-1.50	49.92	48.2	3.57	±5	2023-03-28
704	23.2	0.95	0.96	-1.04	54.75	55.5	-1.35	±5	2023-03-20
707.5	23.2	0.95	0.96	-1.04	54.75	55.5	-1.35	±5	2023-03-20
709	23.2	0.95	0.96	-1.04	54.75	55.5	-1.35	±5	2023-03-20
710	23.2	0.95	0.96	-1.04	54.75	55.5	-1.35	±5	2023-03-20
711	23.2	0.95	0.96	-1.04	54.75	55.5	-1.35	±5	2023-03-20
782	23.2	0.95	0.96	-1.04	54.73	55.5	-1.39	±5	2023-03-20
824.2	23.2	0.96	0.97	-1.03	56.32	55.2	2.03	±5	2023-03-20
829	23.2	0.96	0.97	-1.03	56.32	55.2	2.03	±5	2023-03-20
826.4	23.2	0.96	0.97	-1.03	56.32	55.2	2.03	±5	2023-03-20
836.5	23.2	0.96	0.97	-1.03	56.31	55.2	2.01	±5	2023-03-20
836.6	23.2	0.96	0.97	-1.03	56.31	55.2	2.01	±5	2023-03-20
844	23.2	0.96	0.97	-1.03	56.30	55.2	1.99	±5	2023-03-20
846.6	23.2	0.96	0.97	-1.03	56.30	55.2	1.99	±5	2023-03-20
848.8	23.2	0.96	0.97	-1.03	56.30	55.2	1.99	±5	2023-03-20
1720	22.5	1.50	1.52	-0.66	54.79	53.3	2.80	±5	2023-03-21
1732.5	22.5	1.50	1.52	-0.66	54.79	53.3	2.80	±5	2023-03-21
1745	22.5	1.50	1.52	-0.66	54.79	53.3	2.80	±5	2023-03-21

1850.2	22.5	1.51	1.52	-0.66	54.76	53.3	2.74	±5	2023-03-21
1852.4	22.5	1.51	1.52	-0.66	54.76	53.3	2.74	±5	2023-03-21
1860	22.5	1.51	1.52	-0.66	54.75	53.3	2.72	±5	2023-03-21
1880	22.5	1.51	1.52	-0.66	54.75	53.3	2.72	±5	2023-03-21
1882.5	22.5	1.51	1.52	-0.66	54.75	53.3	2.72	±5	2023-03-21
1905	22.5	1.53	1.52	0.66	54.12	53.3	1.54	±5	2023-03-21
1907.6	22.5	1.53	1.52	0.66	54.12	53.3	1.54	±5	2023-03-21
1909.8	22.5	1.53	1.52	0.66	54.12	53.3	1.54	±5	2023-03-21
2310	23.5	1.82	1.81	0.55	54.79	52.9	3.57	±5	2023-03-23
2355	23.5	1.82	1.81	0.55	54.78	52.9	3.55	±5	2023-03-23
2402	23.5	1.93	1.95	-1.03	53.56	52.7	1.63	±5	2023-03-23
2412	23.5	1.93	1.95	-1.03	53.56	52.7	1.63	±5	2023-03-23
2437	23.5	1.93	1.95	-1.03	53.58	52.7	1.67	±5	2023-03-23
2441	23.5	1.93	1.95	-1.03	53.58	52.7	1.67	±5	2023-03-23
2462	23.5	1.93	1.95	-1.03	53.59	52.7	1.69	±5	2023-03-23
2480	23.5	1.93	1.95	-1.03	53.59	52.7	1.69	±5	2023-03-23
2506	23.5	2.11	2.16	-2.31	53.29	52.5	1.50	±5	2023-03-23
2510	23.5	2.11	2.16	-2.31	53.29	52.5	1.50	±5	2023-03-23
2535	23.5	2.10	2.16	-2.78	53.28	52.5	1.49	±5	2023-03-23
2546	23.5	2.10	2.16	-2.78	53.28	52.5	1.49	±5	2023-03-23
2560	23.5	2.10	2.16	-2.78	53.27	52.5	1.47	±5	2023-03-23
2580	23.5	2.10	2.16	-2.78	53.27	52.5	1.47	±5	2023-03-23
2593	23.5	2.09	2.16	-3.24	53.26	52.5	1.45	±5	2023-03-23
2595	23.5	2.09	2.16	-3.24	53.26	52.5	1.45	±5	2023-03-23
2610	23.5	2.09	2.16	-3.24	53.26	52.5	1.45	±5	2023-03-23
2640	23.5	2.08	2.16	-3.70	53.25	52.5	1.43	±5	2023-03-23
2680	23.5	2.08	2.16	-3.70	53.25	52.5	1.43	±5	2023-03-23
3550	23.4	3.25	3.29	-1.22	50.51	48.6	3.93	±5	2023-03-27
3675	23.4	3.56	3.62	-1.66	48.53	47.1	3.04	±5	2023-03-27
3750	23.4	3.56	3.62	-1.66	48.52	47.1	3.01	±5	2023-03-27
3845	23.4	4.03	4.07	-0.98	47.83	46.7	2.42	±5	2023-03-27
3940	23.4	4.05	4.07	-0.49	47.84	46.7	2.44	±5	2023-03-27
5180	22.3	5.43	5.30	2.45	47.11	49.0	-3.86	±5	2023-03-28
5240	22.3	5.43	5.30	2.45	47.13	49.0	-3.82	±5	2023-03-28
5260	22.3	5.43	5.30	2.45	47.13	49.0	-3.82	±5	2023-03-28
5280	22.3	5.43	5.30	2.45	47.13	49.0	-3.82	±5	2023-03-28
5310	22.3	5.64	5.53	1.99	46.91	48.7	-3.68	±5	2023-03-28
5320	22.3	5.64	5.53	1.99	46.91	48.7	-3.68	±5	2023-03-28
5500	22.3	5.71	5.77	-0.87	47.36	48.5	-2.35	±5	2023-03-28
5700	22.3	5.73	5.77	-0.87	47.35	48.5	-2.37	±5	2023-03-28
5745	22.3	5.90	6.00	-1.67	49.95	48.2	3.63	±5	2023-03-28
5775	22.3	5.90	6.00	-1.67	49.95	48.2	3.63	±5	2023-03-28

5785	22.3	5.90	6.00	-1.67	49.93	48.2	3.59	±5	2023-03-28
5825	22.3	5.91	6.00	-1.50	49.92	48.2	3.57	±5	2023-03-28

6. SAR Measurement Evaluation

6.1 Purpose of System Performance Check

The system performance check verifies that the system operates within its specifications. System and operator errors can be detected and corrected. It is recommended that the system performance check be performed prior to any usage of the system in order to guarantee reproducible results. The system performance check uses normal SAR measurements in a simplified setup with a well characterized source. This setup was selected to give a high sensitivity to all parameters that might fail or vary over time. The system check does not intend to replace the calibration of the components, but indicates situations where the system uncertainty is exceeded due to drift or failure.

6.2 System Setup

In the simplified setup for system evaluation, the EUT is replaced by a calibrated dipole and the power source is replaced by a continuous wave which comes from a signal generator at frequency 835MHz, 1800MHz, 1900MHz, 2300MHz, 2450MHz, 2600MHz, 3500MHz, 3700MHz, 3900MHz and 5GHz. The calibrated dipole must be placed beneath the flat phantom section of the SAM twin phantom with the correct distance holder. The distance holder should touch the phantom surface with a light pressure at the reference marking and be oriented parallel to the long side of the phantom.

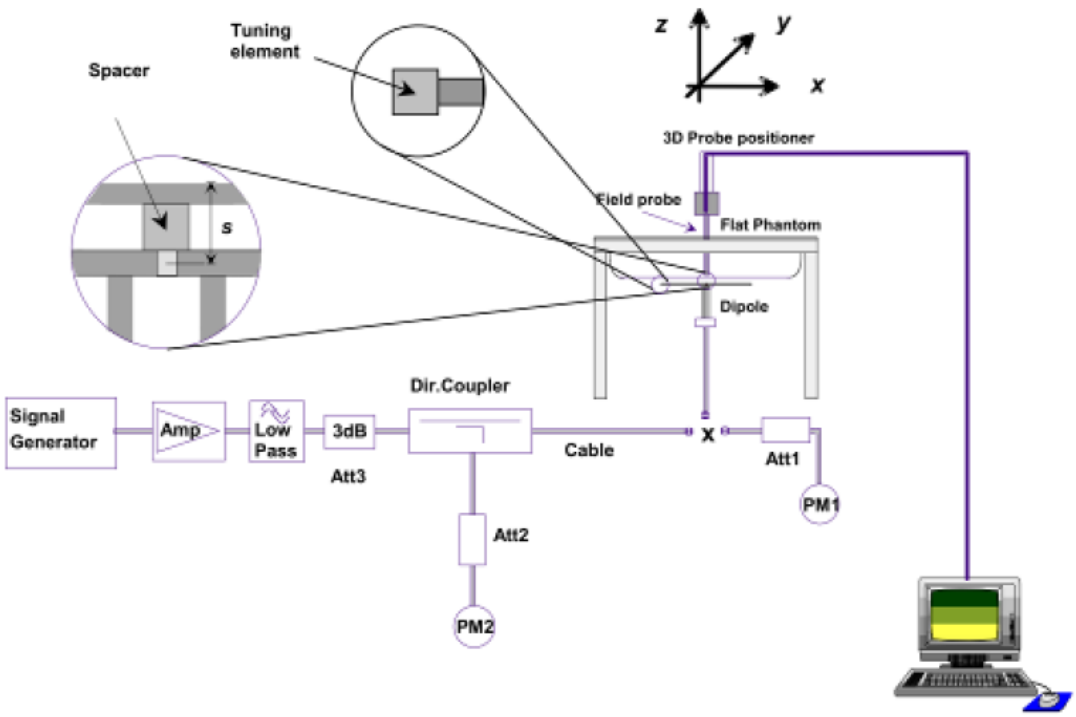

System Verification Setup Block Diagram

Setup Photo of Dipole Antenna

The output power on dipole port must be calibrated to 24dBm(250mW) before dipole is connected.
The output power on 5 GHz Waveguide must be calibrated to 20dBm (100mW) before 5 GHz Waveguide is connected.

6.3 Validation Results

Comparing to the original SAR value provided by SATIMO, the validation data should be within its specification of 10 %. Table 6.1 shows the target SAR and measured SAR after normalized to 1W input power. The table below indicates the system performance check can meet the variation criterion.

Frequency	Power	Targeted SAR_{1g}	Measured SAR_{1g}	Normalized SAR_{1g}	Tolerance	Date
MHz	(mw)	(W/kg)	(W/kg)	(W/kg)	(%)	
Body						
750	250	8.59	2.18	8.72	1.51	2023-03-20
835	250	9.78	2.51	10.04	2.66	2023-03-20
1800	250	38.90	9.46	37.84	-2.72	2023-03-21
1900	250	40.01	9.91	39.64	-0.92	2023-03-21
2300	250	50.42	12.51	50.04	-0.75	2023-03-23
2450	250	53.67	12.59	50.36	-6.17	2023-03-23
2600	250	55.79	13.54	54.16	-2.92	2023-03-23
3500	250	64.68	16.14	64.56	-0.19	2023-03-27
3700	250	63.34	15.19	60.76	-4.07	2023-03-27
3900	250	65.02	15.93	63.72	-2.00	2023-03-27
5200	100	154.45	16.681	166.81	7.41	2023-03-28
5400	100	163.31	17.330	173.33	6.14	2023-03-28
5600	100	165.72	17.111	171.11	3.25	2023-03-28
5800	100	170.71	16.681	166.81	-2.34	2023-03-28

Remark: Referring to IEC/IEEE 62209-1528 Ed. 1.0 (2020-10), the system check shall be performed at a test frequency that is within ±10% or ±100 MHz of the compliance test mid-band frequency, so the 1750 MHz system verification is made of 1800MHz Dipole.

Targeted and Measurement SAR

Please refer to Annex A for the plots of system performance check.

7. EUT Testing Position

7.1 Body Position

(a) To position the device parallel to the phantom surface with each side.
(b) To adjust the device parallel to the flat phantom.
(c) To adjust the distance between the device surface and the flat phantom to 0mm.

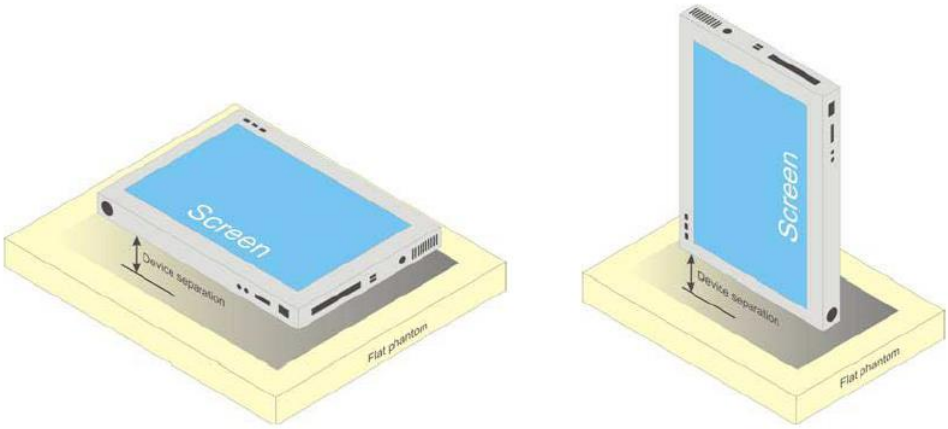

Illustration for Body Position

7.2 EUT Antenna Position

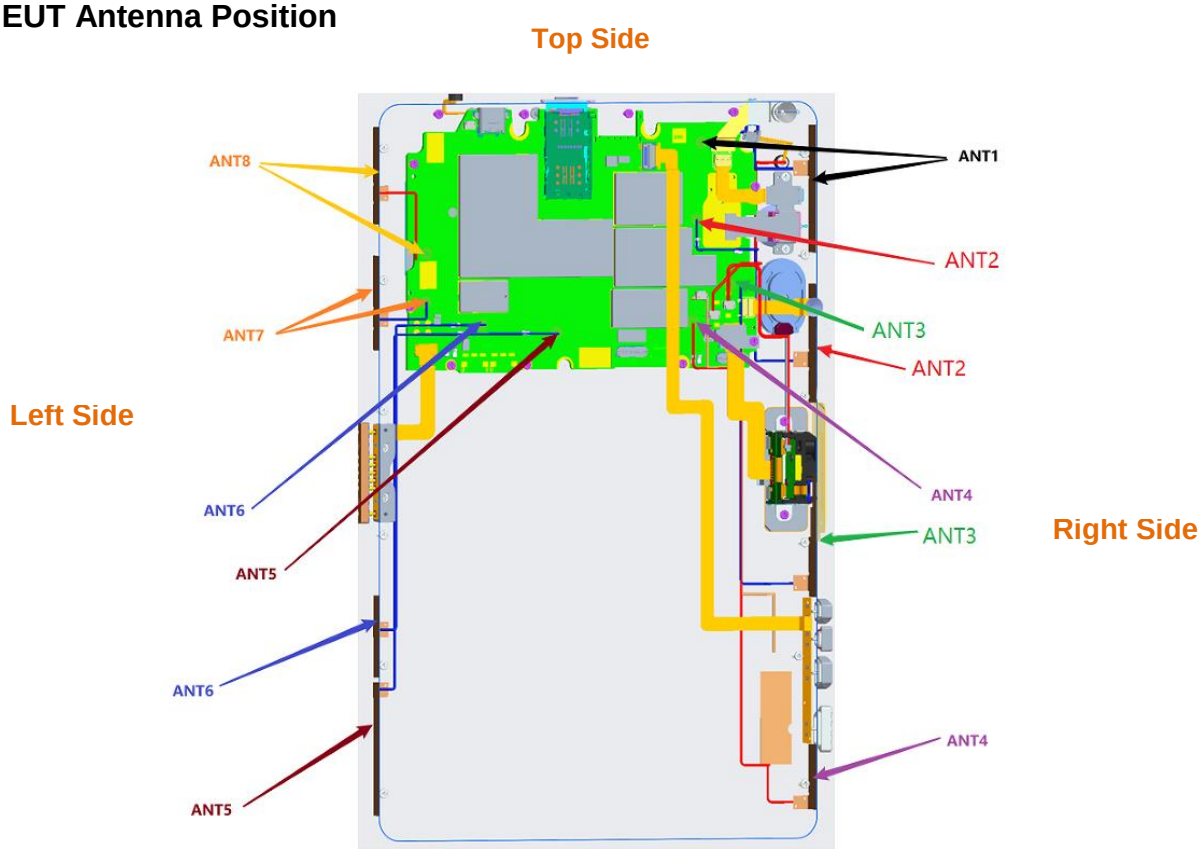

<EUT Front View>

EUT Size: Long*Width*Height=250mm*165mm*13mm

Fig 7.2 Block Diagram for EUT Antenna Position

Distance of EUT antenna-to-edge/surface(mm), Test distance:0mm						
Antennas	Back side	Front side	Left Edge	Right Edge	Top Edge	Bottom Edge
ANT1	<25	<25	160	<25	<25	195
ANT2	<25	<25	160	<25	65	145
ANT3	<25	<25	160	<25	140	85
ANT4	<25	<25	160	<25	210	<25
ANT7	<25	<25	<25	160	57	165

Note:
ANT1: WLAN-ANT1/BT
ANT2: WLAN-ANT2
ANT3: GSM850GSM1900; WCDMA Band 2/ WCDMA Band 5;
LTE1/ LTE3/ LTE7/ LTE8/ LTE20/ LTE28/ LTE38/ LTE40;
5G NR N41;
ANT4: DC_5A_N41A
ANT7: 5G NR N77/ N78;
DC_2A_N78A_3450-3550MHz, DC_2A_N78A_3700-3800MHz,
DC_12A_N77A_3450-3550MHz, DC_12A_N77A_3700-3980MHz

7.3 EUT Testing Position

Body mode SAR assessments are required for this device. This EUT was tested in different positions for different SAR test modes, more information as below:

Body SAR tests, Test distance: 0mm						
Antennas	**Front**	**Back**	**Left Side**	**Right Side**	**Top Side**	**Bottom Side**
ANT1	/	Yes	No	Yes	Yes	No
ANT2	/	Yes	No	No	Yes	No
ANT3	/	Yes	No	No	Yes	No
ANT4	/	Yes	Yes	No	Yes	No
ANT7	/	Yes	No	No	No	Yes

Remark:

1. Referring to KDB 616217 D04 v01r02, KDB 248227 D01 v02r02 and KDB 447498 D01 v06, this device is overall diagonal dimension(>20cm) tablet, tested in direct contact (no gap) with flat phantom.
2. Referring to KDB 616217 D04 v01r02, Exposures from antennas through the front (top) surface of the display section of a full-size tablet, away from the edges, are generally limited to the user's hands. Exposures to hands for typical consumer transmitters used in tablets are not expected to exceed the extremity SAR limit; therefore, SAR evaluation for the front surface of tablet display screens are generally not necessary.

Please refer to Annex D for the EUT test setup photos.

8. SAR Measurement Procedures

8.1 Measurement Procedures

The measurement procedures are as follows:
(a) Use base station simulator (if applicable) or engineering software to transmit RF power continuously (continuous Tx) in the highest power channel.
(b) Keep EUT to radiate maximum output power or 100% factor (if applicable)
(c) Measure output power through RF cable and power meter.
(d) Place the EUT in the positions as Annex D demonstrates.
(e) Set scan area, grid size and other setting on the SATIMO software.
(f) Measure SAR results for the highest power channel on each testing position.
(g) Find out the largest SAR result on these testing positions of each band
(h) Measure SAR results for other channels in worst SAR testing position if the SAR of highest power channel is larger than 0.8 W/kg

According to the test standard, the recommended procedure for assessing the peak spatial-average SAR value consists of the following steps:
(a) Power reference measurement
(b) Area scan
(c) Zoom scan
(d) Power drift measurement

8.2 Spatial Peak SAR Evaluation

The procedure for spatial peak SAR evaluation has been implemented according to the test standard. It can be conducted for 1g and 10g, as well as for user-specific masses. The SATIMO software includes all numerical procedures necessary to evaluate the spatial peak SAR value.
The base for the evaluation is a "cube" measurement. The measured volume must include the 1g and 10g cubes with the highest averaged SAR values. For that purpose, the center of the measured volume is aligned to the interpolated peak SAR value of a previously performed area scan.
The entire evaluation of the spatial peak values is performed within the post-processing engine. The system always gives the maximum values for the 1g and 10g cubes. The algorithm to find the cube with highest averaged SAR is divided into the following stages:
(a) Extraction of the measured data (grid and values) from the Zoom Scan
(b) Calculation of the SAR value at every measurement point based on all stored data
(c) Generation of a high-resolution mesh within the measured volume
(d) Interpolation of all measured values form the measurement grid to the high-resolution grid
(e) Extrapolation of the entire 3D field distribution to the phantom surface over the distance from sensor to surface
(f) Calculation of the averaged SAR within masses of 1g and 10g

8.3 Area & Zoom Scan Procedures

First Area Scan is used to locate the approximate location(s) of the local peak SAR value(s). The measurement grid within an Area Scan is defined by the grid extent, grid step size and grid offset. Next, in order to determine the EM field distribution in a three-dimensional spatial extension, Zoom Scan is required. The Zoom Scan measures 5x5x7 points with step size 8, 8 and 5 mm for 300 MHz to 3 GHz, and 8x8x8 points with step size 4, 4 and 2.5 mm for 3 GHz to 6 GHz. The Zoom Scan is performed around the highest E-field value to determine the averaged SAR-distribution over 10 g.

8.4 Volume Scan Procedures

The volume scan is used for assess overlapping SAR distributions for antennas transmitting in different frequency bands. It is equivalent to an oversized zoom scan used in standalone measurements. The measurement volume will be used to enclose all the simultaneous transmitting antennas. For antennas transmitting simultaneously in different frequency bands, the volume scan is measured separately in each frequency band. In order to sum correctly to compute the 1g aggregate SAR, the EUT remain in the same test position for all measurements and all volume scan use the same spatial resolution and grid spacing (step-size is 4, 4 and 2.5 mm). When all volume scan were completed, the software can combine and subsequently superpose these measurement data to calculating the multiband SAR.

8.5 SAR Averaged Methods

The local SAR inside the phantom is measured using small dipole sensing elements inside a probe body. The probe tip must not be in contact with the phantom surface in order to minimize measurements errors, but the highest local SAR will occur at the surface of the phantom.

An extrapolation is using to determinate this highest local SAR values. The extrapolation is based on a fourth-order least-square polynomial fit of measured data. The local SAR value is then extrapolated from the liquid surface with a 1mm step.

The measurements have to be performed over a limited time (due to the duration of the battery) so the step of measurement is high. It could vary between 5 and 8 mm. To obtain an accurate assessment of the maximum SAR averaged over 10g and 1 g requires a very fine resolution in the three dimensional scanned data array.

8.6 Power Drift Monitoring

All SAR testing is under the EUT install full charged battery and transmit maximum output power. In SATIMO measurement software, the power reference measurement and power drift measurement procedures are used for monitoring the power drift of EUT during SAR test. Both these procedures measure the field at a specified reference position before and after the SAR testing. The software will calculate the field difference in dB. If the power drift more than 5%, the SAR will be retested.

9. SAR Test Result

9.1 Conducted RF Output Power

GSM - Burst Average Power (dBm)								
Band	**GSM850**			**Tune-up power (dBm)**	**PCS1900**			**Tune-up power (dBm)**
Channel	**128**	**190**	**251**		**512**	**661**	**810**	
Frequency (MHz)	**824.2**	**836.6**	**848.8**		**1850.2**	**1880**	**1909.8**	
GSM	**33.58**	33.52	33.03	34.0	29.33	**30.46**	29.97	30.5
GPRS (1 slot)	32.54	32.56	33.14	33.5	29.63	30.53	30.42	31.0
GPRS (2 slots)	30.20	**31.08**	30.60	31.5	27.22	**28.33**	27.81	28.5
GPRS (3 slots)	28.16	28.85	28.52	29.0	25.50	26.34	25.83	26.5
GPRS (4 slots)	25.89	26.39	26.74	27.0	24.10	25.10	24.52	25.5
EDGE (1 slot)	26.63	27.59	26.89	28.0	25.54	26.56	25.93	26.0
EDGE (2 slots)	25.01	25.99	25.44	26.0	24.02	25.06	24.61	25.5
EDGE (3 slots)	23.11	24.06	23.55	24.0	21.99	23.04	22.65	23.5
EDGE (4 slots)	19.89	20.94	20.43	21.0	19.91	21.03	20.40	21.5

GSM - Source-Based Time-Average Power (dBm)								
Band	**GSM850**			**Tune-up power (dBm)**	**PCS1900**			**Tune-up power (dBm)**
Channel	**128**	**190**	**251**		**512**	**661**	**810**	
Frequency (MHz)	**824.2**	**836.6**	**848.8**		**1850.2**	**1880**	**1909.8**	
GSM	24.58	24.52	24.03	25.0	20.33	21.46	20.97	21.5
GPRS (1 slot)	23.54	23.56	24.14	24.0	20.63	21.53	21.42	22.0
GPRS (2 slots)	24.20	**25.08**	24.60	25.5	21.22	**22.33**	21.81	22.5
GPRS (3 slots)	23.91	24.60	24.27	25.5	21.25	22.09	21.58	22.5
GPRS (4 slots)	22.89	23.39	23.74	24.0	21.10	22.10	21.52	22.5
EDGE (1 slot)	17.63	18.59	17.89	19.0	16.54	17.56	16.93	17.0
EDGE (2 slots)	19.01	19.99	19.44	20.0	18.02	19.06	18.61	19.5
EDGE (3 slots)	18.86	19.81	19.30	20.0	17.74	18.79	18.40	18.5
EDGE (4 slots)	16.89	17.94	17.43	18.0	16.91	18.03	17.40	18.5
Note: The source-based time-averaged power is linearly scaled the maximum burst averaged power based on time slots. The calculated method are shown as below: Source based time-average power = Burst averaged power - Duty cycle factor in dB Duty cycle factor = 9 dB for 1 Tx slot, 6 dB for 2 Tx slots, 4.25 dB for 3 Tx slots, 3 dB for 4 Tx slots								

Remark:

1. For Body SAR testing, GPRS should be evaluated; therefore the EUT was set in GPRS (2TX slots) for GSM850 and GPRS (2TX slots) for GSM1900 due to its highest source-based time-average power.
2. Per KDB 447498 D01 v06, the maximum output power channel is used for SAR testing and for further SAR

test reduction.
3. The DUT do not support DTM function.

WCDMA - Average Power (dBm)								
Band	**WCDMA Band II**				**WCDMA Band V**			
Channel	**9262**	**9400**	**9538**	**Tune-up power (dBm)**	**4132**	**4183**	**4233**	**Tune-up power (dBm)**
Frequency (MHz)	**1852.4**	**1880.0**	**1907.6**		**826.4**	**836.6**	**846.6**	
RMC 12.2k	22.29	**22.45**	22.06	22.5	24.29	24.35	**24.56**	25.0
HSDPA Subtest-1	21.28	21.46	21.09	21.5	23.24	23.30	23.50	24.0
HSDPA Subtest-2	20.85	20.97	20.59	21.5	22.77	22.83	23.02	24.0
HSDPA Subtest-3	20.83	20.94	20.58	21.5	22.74	22.82	23.03	24.0
HSDPA Subtest-4	20.85	20.97	20.55	21.5	22.76	22.81	23.00	24.0
HSUPA Subtest-1	21.25	21.40	20.99	21.5	23.19	23.24	23.42	23.5
HSUPA Subtest-2	19.92	19.95	19.56	21.5	21.76	21.76	22.01	23.5
HSUPA Subtest-3	20.37	20.50	20.10	21.5	22.28	22.39	22.56	23.5
HSUPA Subtest-4	19.30	19.43	19.04	21.5	21.16	21.25	21.48	23.5
HSUPA Subtest-5	21.35	21.48	21.11	21.5	23.22	23.37	23.52	23.5

Remark:
1. Per KDB 941225 D01 v03, the 12.2kbps RMC mode was selected for SAR testing (the primary mode).
2. When the maximum output power and tune-up tolerance specified for production units in a secondary mode is ≤1/4 dB higher than the primary mode or when the highest reported SAR of the primary mode is scaled by the ratio of specified maximum output power and tune-up tolerance of secondary to primary mode and the adjusted SAR is ≤ 1.2 W/kg, SAR measurement is not required for the secondary mode

Band	Bandwidth	Modulation	Channel	RB Configuration	Result(dBm)	Verdict
Band2	1.4MHz	QPSK	18607	1RB#0	22.65	PASS
Band2	1.4MHz	QPSK	18607	1RB#2	22.75	PASS
Band2	1.4MHz	QPSK	18607	1RB#5	22.59	PASS
Band2	1.4MHz	QPSK	18607	3RB#0	22.62	PASS
Band2	1.4MHz	QPSK	18607	3RB#1	22.61	PASS
Band2	1.4MHz	QPSK	18607	3RB#3	22.59	PASS
Band2	1.4MHz	QPSK	18607	6RB#0	21.76	PASS
Band2	1.4MHz	QPSK	18900	1RB#0	22.50	PASS
Band2	1.4MHz	QPSK	18900	1RB#2	22.45	PASS
Band2	1.4MHz	QPSK	18900	1RB#5	22.42	PASS
Band2	1.4MHz	QPSK	18900	3RB#0	22.50	PASS
Band2	1.4MHz	QPSK	18900	3RB#1	22.48	PASS
Band2	1.4MHz	QPSK	18900	3RB#3	22.45	PASS
Band2	1.4MHz	QPSK	18900	6RB#0	21.49	PASS
Band2	1.4MHz	QPSK	19193	1RB#0	21.91	PASS
Band2	1.4MHz	QPSK	19193	1RB#2	22.00	PASS
Band2	1.4MHz	QPSK	19193	1RB#5	21.74	PASS
Band2	1.4MHz	QPSK	19193	3RB#0	21.75	PASS
Band2	1.4MHz	QPSK	19193	3RB#1	21.81	PASS
Band2	1.4MHz	QPSK	19193	3RB#3	21.71	PASS
Band2	1.4MHz	QPSK	19193	6RB#0	20.81	PASS
Band2	1.4MHz	16QAM	18607	1RB#0	21.87	PASS
Band2	1.4MHz	16QAM	18607	1RB#2	21.99	PASS
Band2	1.4MHz	16QAM	18607	1RB#5	21.70	PASS
Band2	1.4MHz	16QAM	18607	3RB#0	21.60	PASS
Band2	1.4MHz	16QAM	18607	3RB#1	21.62	PASS
Band2	1.4MHz	16QAM	18607	3RB#3	21.52	PASS
Band2	1.4MHz	16QAM	18607	6RB#0	20.76	PASS
Band2	1.4MHz	16QAM	18900	1RB#0	21.75	PASS
Band2	1.4MHz	16QAM	18900	1RB#2	21.82	PASS
Band2	1.4MHz	16QAM	18900	1RB#5	21.60	PASS
Band2	1.4MHz	16QAM	18900	3RB#0	21.48	PASS
Band2	1.4MHz	16QAM	18900	3RB#1	21.43	PASS
Band2	1.4MHz	16QAM	18900	3RB#3	21.40	PASS
Band2	1.4MHz	16QAM	18900	6RB#0	20.42	PASS

Band2	1.4MHz	16QAM	19193	1RB#0	20.91	PASS
Band2	1.4MHz	16QAM	19193	1RB#2	21.09	PASS
Band2	1.4MHz	16QAM	19193	1RB#5	20.85	PASS
Band2	1.4MHz	16QAM	19193	3RB#0	20.85	PASS
Band2	1.4MHz	16QAM	19193	3RB#1	20.80	PASS
Band2	1.4MHz	16QAM	19193	3RB#3	20.75	PASS
Band2	1.4MHz	16QAM	19193	6RB#0	19.79	PASS
Band2	3MHz	QPSK	18615	1RB#0	22.61	PASS
Band2	3MHz	QPSK	18615	1RB#8	22.68	PASS
Band2	3MHz	QPSK	18615	1RB#14	22.55	PASS
Band2	3MHz	QPSK	18615	8RB#0	21.81	PASS
Band2	3MHz	QPSK	18615	8RB#4	21.80	PASS
Band2	3MHz	QPSK	18615	8RB#7	21.70	PASS
Band2	3MHz	QPSK	18615	15RB#0	21.76	PASS
Band2	3MHz	QPSK	18900	1RB#0	22.51	PASS
Band2	3MHz	QPSK	18900	1RB#8	22.57	PASS
Band2	3MHz	QPSK	18900	1RB#14	22.34	PASS
Band2	3MHz	QPSK	18900	8RB#0	21.58	PASS
Band2	3MHz	QPSK	18900	8RB#4	21.56	PASS
Band2	3MHz	QPSK	18900	8RB#7	21.59	PASS
Band2	3MHz	QPSK	18900	15RB#0	21.62	PASS
Band2	3MHz	QPSK	19185	1RB#0	21.93	PASS
Band2	3MHz	QPSK	19185	1RB#8	21.84	PASS
Band2	3MHz	QPSK	19185	1RB#14	21.69	PASS
Band2	3MHz	QPSK	19185	8RB#0	21.03	PASS
Band2	3MHz	QPSK	19185	8RB#4	20.98	PASS
Band2	3MHz	QPSK	19185	8RB#7	20.91	PASS
Band2	3MHz	QPSK	19185	15RB#0	20.92	PASS
Band2	3MHz	16QAM	18615	1RB#0	22.01	PASS
Band2	3MHz	16QAM	18615	1RB#8	21.97	PASS
Band2	3MHz	16QAM	18615	1RB#14	21.92	PASS
Band2	3MHz	16QAM	18615	8RB#0	20.89	PASS
Band2	3MHz	16QAM	18615	8RB#4	20.80	PASS
Band2	3MHz	16QAM	18615	8RB#7	20.77	PASS
Band2	3MHz	16QAM	18615	15RB#0	20.73	PASS
Band2	3MHz	16QAM	18900	1RB#0	21.91	PASS
Band2	3MHz	16QAM	18900	1RB#8	21.84	PASS

Band2	3MHz	16QAM	18900	1RB#14	21.64	PASS
Band2	3MHz	16QAM	18900	8RB#0	20.62	PASS
Band2	3MHz	16QAM	18900	8RB#4	20.63	PASS
Band2	3MHz	16QAM	18900	8RB#7	20.57	PASS
Band2	3MHz	16QAM	18900	15RB#0	20.62	PASS
Band2	3MHz	16QAM	19185	1RB#0	21.22	PASS
Band2	3MHz	16QAM	19185	1RB#8	21.25	PASS
Band2	3MHz	16QAM	19185	1RB#14	21.08	PASS
Band2	3MHz	16QAM	19185	8RB#0	20.02	PASS
Band2	3MHz	16QAM	19185	8RB#4	20.00	PASS
Band2	3MHz	16QAM	19185	8RB#7	19.92	PASS
Band2	3MHz	16QAM	19185	15RB#0	19.96	PASS
Band2	5MHz	QPSK	18625	1RB#0	22.79	PASS
Band2	5MHz	QPSK	18625	1RB#12	22.77	PASS
Band2	5MHz	QPSK	18625	1RB#24	22.74	PASS
Band2	5MHz	QPSK	18625	12RB#0	21.81	PASS
Band2	5MHz	QPSK	18625	12RB#6	21.80	PASS
Band2	5MHz	QPSK	18625	12RB#13	21.76	PASS
Band2	5MHz	QPSK	18625	25RB#0	21.72	PASS
Band2	5MHz	QPSK	18900	1RB#0	22.68	PASS
Band2	5MHz	QPSK	18900	1RB#12	22.67	PASS
Band2	5MHz	QPSK	18900	1RB#24	22.54	PASS
Band2	5MHz	QPSK	18900	12RB#0	21.59	PASS
Band2	5MHz	QPSK	18900	12RB#6	21.60	PASS
Band2	5MHz	QPSK	18900	12RB#13	21.55	PASS
Band2	5MHz	QPSK	18900	25RB#0	21.59	PASS
Band2	5MHz	QPSK	19175	1RB#0	22.10	PASS
Band2	5MHz	QPSK	19175	1RB#12	21.92	PASS
Band2	5MHz	QPSK	19175	1RB#24	21.88	PASS
Band2	5MHz	QPSK	19175	12RB#0	21.09	PASS
Band2	5MHz	QPSK	19175	12RB#6	21.06	PASS
Band2	5MHz	QPSK	19175	12RB#13	20.92	PASS
Band2	5MHz	QPSK	19175	25RB#0	21.01	PASS
Band2	5MHz	16QAM	18625	1RB#0	21.81	PASS
Band2	5MHz	16QAM	18625	1RB#12	21.90	PASS
Band2	5MHz	16QAM	18625	1RB#24	21.57	PASS
Band2	5MHz	16QAM	18625	12RB#0	20.78	PASS

Band2	5MHz	16QAM	18625	12RB#6	20.79	PASS
Band2	5MHz	16QAM	18625	12RB#13	20.76	PASS
Band2	5MHz	16QAM	18625	25RB#0	20.80	PASS
Band2	5MHz	16QAM	18900	1RB#0	21.72	PASS
Band2	5MHz	16QAM	18900	1RB#12	21.60	PASS
Band2	5MHz	16QAM	18900	1RB#24	21.60	PASS
Band2	5MHz	16QAM	18900	12RB#0	20.51	PASS
Band2	5MHz	16QAM	18900	12RB#6	20.67	PASS
Band2	5MHz	16QAM	18900	12RB#13	20.53	PASS
Band2	5MHz	16QAM	18900	25RB#0	20.64	PASS
Band2	5MHz	16QAM	19175	1RB#0	21.48	PASS
Band2	5MHz	16QAM	19175	1RB#12	21.21	PASS
Band2	5MHz	16QAM	19175	1RB#24	21.17	PASS
Band2	5MHz	16QAM	19175	12RB#0	20.10	PASS
Band2	5MHz	16QAM	19175	12RB#6	20.06	PASS
Band2	5MHz	16QAM	19175	12RB#13	19.88	PASS
Band2	5MHz	16QAM	19175	25RB#0	20.01	PASS
Band2	10MHz	QPSK	18650	1RB#0	22.73	PASS
Band2	10MHz	QPSK	18650	1RB#24	22.67	PASS
Band2	10MHz	QPSK	18650	1RB#49	22.76	PASS
Band2	10MHz	QPSK	18650	25RB#0	21.86	PASS
Band2	10MHz	QPSK	18650	25RB#12	21.88	PASS
Band2	10MHz	QPSK	18650	25RB#25	21.90	PASS
Band2	10MHz	QPSK	18650	50RB#0	21.85	PASS
Band2	10MHz	QPSK	18900	1RB#0	22.61	PASS
Band2	10MHz	QPSK	18900	1RB#24	22.49	PASS
Band2	10MHz	QPSK	18900	1RB#49	22.50	PASS
Band2	10MHz	QPSK	18900	25RB#0	21.62	PASS
Band2	10MHz	QPSK	18900	25RB#12	21.68	PASS
Band2	10MHz	QPSK	18900	25RB#25	21.64	PASS
Band2	10MHz	QPSK	18900	50RB#0	21.66	PASS
Band2	10MHz	QPSK	19150	1RB#0	22.21	PASS
Band2	10MHz	QPSK	19150	1RB#24	22.05	PASS
Band2	10MHz	QPSK	19150	1RB#49	21.78	PASS
Band2	10MHz	QPSK	19150	25RB#0	21.17	PASS
Band2	10MHz	QPSK	19150	25RB#12	21.15	PASS
Band2	10MHz	QPSK	19150	25RB#25	20.96	PASS

Band2	10MHz	QPSK	19150	50RB#0	21.04	PASS
Band2	10MHz	16QAM	18650	1RB#0	22.16	PASS
Band2	10MHz	16QAM	18650	1RB#24	22.06	PASS
Band2	10MHz	16QAM	18650	1RB#49	22.09	PASS
Band2	10MHz	16QAM	18650	25RB#0	20.88	PASS
Band2	10MHz	16QAM	18650	25RB#12	20.85	PASS
Band2	10MHz	16QAM	18650	25RB#25	20.86	PASS
Band2	10MHz	16QAM	18650	50RB#0	20.84	PASS
Band2	10MHz	16QAM	18900	1RB#0	21.92	PASS
Band2	10MHz	16QAM	18900	1RB#24	21.87	PASS
Band2	10MHz	16QAM	18900	1RB#49	21.83	PASS
Band2	10MHz	16QAM	18900	25RB#0	20.62	PASS
Band2	10MHz	16QAM	18900	25RB#12	20.62	PASS
Band2	10MHz	16QAM	18900	25RB#25	20.57	PASS
Band2	10MHz	16QAM	18900	50RB#0	20.63	PASS
Band2	10MHz	16QAM	19150	1RB#0	21.51	PASS
Band2	10MHz	16QAM	19150	1RB#24	21.32	PASS
Band2	10MHz	16QAM	19150	1RB#49	21.09	PASS
Band2	10MHz	16QAM	19150	25RB#0	20.13	PASS
Band2	10MHz	16QAM	19150	25RB#12	20.12	PASS
Band2	10MHz	16QAM	19150	25RB#25	20.02	PASS
Band2	10MHz	16QAM	19150	50RB#0	20.02	PASS
Band2	15MHz	QPSK	18675	1RB#0	22.60	PASS
Band2	15MHz	QPSK	18675	1RB#38	22.61	PASS
Band2	15MHz	QPSK	18675	1RB#74	22.55	PASS
Band2	15MHz	QPSK	18675	38RB#0	21.77	PASS
Band2	15MHz	QPSK	18675	38RB#18	21.75	PASS
Band2	15MHz	QPSK	18675	38RB#37	21.77	PASS
Band2	15MHz	QPSK	18675	75RB#0	21.74	PASS
Band2	15MHz	QPSK	18900	1RB#0	22.54	PASS
Band2	15MHz	QPSK	18900	1RB#38	22.39	PASS
Band2	15MHz	QPSK	18900	1RB#74	22.33	PASS
Band2	15MHz	QPSK	18900	38RB#0	21.54	PASS
Band2	15MHz	QPSK	18900	38RB#18	21.60	PASS
Band2	15MHz	QPSK	18900	38RB#37	21.60	PASS
Band2	15MHz	QPSK	18900	75RB#0	21.59	PASS
Band2	15MHz	QPSK	19125	1RB#0	22.22	PASS

Band2	15MHz	QPSK	19125	1RB#38	21.91	PASS
Band2	15MHz	QPSK	19125	1RB#74	21.70	PASS
Band2	15MHz	QPSK	19125	38RB#0	21.03	PASS
Band2	15MHz	QPSK	19125	38RB#18	21.03	PASS
Band2	15MHz	QPSK	19125	38RB#37	21.07	PASS
Band2	15MHz	QPSK	19125	75RB#0	21.00	PASS
Band2	15MHz	16QAM	18675	1RB#0	21.89	PASS
Band2	15MHz	16QAM	18675	1RB#38	22.01	PASS
Band2	15MHz	16QAM	18675	1RB#74	21.85	PASS
Band2	15MHz	16QAM	18675	38RB#0	21.75	PASS
Band2	15MHz	16QAM	18675	38RB#18	21.77	PASS
Band2	15MHz	16QAM	18675	38RB#37	21.73	PASS
Band2	15MHz	16QAM	18675	75RB#0	20.70	PASS
Band2	15MHz	16QAM	18900	1RB#0	21.80	PASS
Band2	15MHz	16QAM	18900	1RB#38	21.66	PASS
Band2	15MHz	16QAM	18900	1RB#74	21.61	PASS
Band2	15MHz	16QAM	18900	38RB#0	21.53	PASS
Band2	15MHz	16QAM	18900	38RB#18	21.57	PASS
Band2	15MHz	16QAM	18900	38RB#37	21.55	PASS
Band2	15MHz	16QAM	18900	75RB#0	20.58	PASS
Band2	15MHz	16QAM	19125	1RB#0	21.62	PASS
Band2	15MHz	16QAM	19125	1RB#38	21.30	PASS
Band2	15MHz	16QAM	19125	1RB#74	21.06	PASS
Band2	15MHz	16QAM	19125	38RB#0	21.03	PASS
Band2	15MHz	16QAM	19125	38RB#18	21.01	PASS
Band2	15MHz	16QAM	19125	38RB#37	21.04	PASS
Band2	15MHz	16QAM	19125	75RB#0	20.07	PASS
Band2	20MHz	QPSK	18700	1RB#0	22.74	PASS
Band2	20MHz	QPSK	18700	1RB#49	**22.82**	PASS
Band2	20MHz	QPSK	18700	1RB#99	22.61	PASS
Band2	20MHz	QPSK	18700	50RB#0	21.79	PASS
Band2	20MHz	QPSK	18700	50RB#25	21.77	PASS
Band2	20MHz	QPSK	18700	50RB#50	21.76	PASS
Band2	20MHz	QPSK	18700	100RB#0	21.79	PASS
Band2	20MHz	QPSK	18900	1RB#0	22.67	PASS
Band2	20MHz	QPSK	18900	1RB#49	22.53	PASS
Band2	20MHz	QPSK	18900	1RB#99	22.47	PASS

Band2	20MHz	QPSK	18900	50RB#0	21.60	PASS
Band2	20MHz	QPSK	18900	50RB#25	21.58	PASS
Band2	20MHz	QPSK	18900	50RB#50	21.53	PASS
Band2	20MHz	QPSK	18900	100RB#0	21.64	PASS
Band2	20MHz	QPSK	19100	1RB#0	22.48	PASS
Band2	20MHz	QPSK	19100	1RB#49	22.12	PASS
Band2	20MHz	QPSK	19100	1RB#99	21.71	PASS
Band2	20MHz	QPSK	19100	50RB#0	21.28	PASS
Band2	20MHz	QPSK	19100	50RB#25	21.29	PASS
Band2	20MHz	QPSK	19100	50RB#50	21.01	PASS
Band2	20MHz	QPSK	19100	100RB#0	21.16	PASS
Band2	20MHz	16QAM	18700	1RB#0	21.85	PASS
Band2	20MHz	16QAM	18700	1RB#49	21.82	PASS
Band2	20MHz	16QAM	18700	1RB#99	21.83	PASS
Band2	20MHz	16QAM	18700	50RB#0	20.71	PASS
Band2	20MHz	16QAM	18700	50RB#25	20.74	PASS
Band2	20MHz	16QAM	18700	50RB#50	20.77	PASS
Band2	20MHz	16QAM	18700	100RB#0	20.81	PASS
Band2	20MHz	16QAM	18900	1RB#0	21.92	PASS
Band2	20MHz	16QAM	18900	1RB#49	21.74	PASS
Band2	20MHz	16QAM	18900	1RB#99	21.74	PASS
Band2	20MHz	16QAM	18900	50RB#0	20.58	PASS
Band2	20MHz	16QAM	18900	50RB#25	20.60	PASS
Band2	20MHz	16QAM	18900	50RB#50	20.57	PASS
Band2	20MHz	16QAM	18900	100RB#0	20.60	PASS
Band2	20MHz	16QAM	19100	1RB#0	21.73	PASS
Band2	20MHz	16QAM	19100	1RB#49	21.39	PASS
Band2	20MHz	16QAM	19100	1RB#99	20.98	PASS
Band2	20MHz	16QAM	19100	50RB#0	20.32	PASS
Band2	20MHz	16QAM	19100	50RB#25	20.32	PASS
Band2	20MHz	16QAM	19100	50RB#50	19.99	PASS
Band2	20MHz	16QAM	19100	100RB#0	20.13	PASS

Band	Bandwidth	Modulation	Channel	RB Configuration	Result(dBm)	Verdict
Band4	1.4MHz	QPSK	19957	1RB#0	23.24	PASS
Band4	1.4MHz	QPSK	19957	1RB#2	23.33	PASS
Band4	1.4MHz	QPSK	19957	1RB#5	23.23	PASS
Band4	1.4MHz	QPSK	19957	3RB#0	23.24	PASS
Band4	1.4MHz	QPSK	19957	3RB#1	23.24	PASS
Band4	1.4MHz	QPSK	19957	3RB#3	23.23	PASS
Band4	1.4MHz	QPSK	19957	6RB#0	22.37	PASS
Band4	1.4MHz	QPSK	20175	1RB#0	23.05	PASS
Band4	1.4MHz	QPSK	20175	1RB#2	23.11	PASS
Band4	1.4MHz	QPSK	20175	1RB#5	22.98	PASS
Band4	1.4MHz	QPSK	20175	3RB#0	23.08	PASS
Band4	1.4MHz	QPSK	20175	3RB#1	23.10	PASS
Band4	1.4MHz	QPSK	20175	3RB#3	23.07	PASS
Band4	1.4MHz	QPSK	20175	6RB#0	22.26	PASS
Band4	1.4MHz	QPSK	20393	1RB#0	22.92	PASS
Band4	1.4MHz	QPSK	20393	1RB#2	22.90	PASS
Band4	1.4MHz	QPSK	20393	1RB#5	22.86	PASS
Band4	1.4MHz	QPSK	20393	3RB#0	22.85	PASS
Band4	1.4MHz	QPSK	20393	3RB#1	22.90	PASS
Band4	1.4MHz	QPSK	20393	3RB#3	22.87	PASS
Band4	1.4MHz	QPSK	20393	6RB#0	21.99	PASS
Band4	1.4MHz	16QAM	19957	1RB#0	22.41	PASS
Band4	1.4MHz	16QAM	19957	1RB#2	22.63	PASS
Band4	1.4MHz	16QAM	19957	1RB#5	22.43	PASS
Band4	1.4MHz	16QAM	19957	3RB#0	22.22	PASS
Band4	1.4MHz	16QAM	19957	3RB#1	22.44	PASS
Band4	1.4MHz	16QAM	19957	3RB#3	22.23	PASS
Band4	1.4MHz	16QAM	19957	6RB#0	21.28	PASS
Band4	1.4MHz	16QAM	20175	1RB#0	22.32	PASS
Band4	1.4MHz	16QAM	20175	1RB#2	22.30	PASS
Band4	1.4MHz	16QAM	20175	1RB#5	22.10	PASS
Band4	1.4MHz	16QAM	20175	3RB#0	22.05	PASS
Band4	1.4MHz	16QAM	20175	3RB#1	22.03	PASS
Band4	1.4MHz	16QAM	20175	3RB#3	21.92	PASS
Band4	1.4MHz	16QAM	20175	6RB#0	21.16	PASS

Band4	1.4MHz	16QAM	20393	1RB#0	22.03	PASS
Band4	1.4MHz	16QAM	20393	1RB#2	22.13	PASS
Band4	1.4MHz	16QAM	20393	1RB#5	22.13	PASS
Band4	1.4MHz	16QAM	20393	3RB#0	21.94	PASS
Band4	1.4MHz	16QAM	20393	3RB#1	21.83	PASS
Band4	1.4MHz	16QAM	20393	3RB#3	21.84	PASS
Band4	1.4MHz	16QAM	20393	6RB#0	20.94	PASS
Band4	3MHz	QPSK	19965	1RB#0	23.25	PASS
Band4	3MHz	QPSK	19965	1RB#8	23.34	PASS
Band4	3MHz	QPSK	19965	1RB#14	23.21	PASS
Band4	3MHz	QPSK	19965	8RB#0	22.44	PASS
Band4	3MHz	QPSK	19965	8RB#4	22.44	PASS
Band4	3MHz	QPSK	19965	8RB#7	22.43	PASS
Band4	3MHz	QPSK	19965	15RB#0	22.39	PASS
Band4	3MHz	QPSK	20175	1RB#0	23.16	PASS
Band4	3MHz	QPSK	20175	1RB#8	23.17	PASS
Band4	3MHz	QPSK	20175	1RB#14	23.06	PASS
Band4	3MHz	QPSK	20175	8RB#0	22.32	PASS
Band4	3MHz	QPSK	20175	8RB#4	22.33	PASS
Band4	3MHz	QPSK	20175	8RB#7	22.27	PASS
Band4	3MHz	QPSK	20175	15RB#0	22.29	PASS
Band4	3MHz	QPSK	20385	1RB#0	22.97	PASS
Band4	3MHz	QPSK	20385	1RB#8	22.93	PASS
Band4	3MHz	QPSK	20385	1RB#14	22.93	PASS
Band4	3MHz	QPSK	20385	8RB#0	22.10	PASS
Band4	3MHz	QPSK	20385	8RB#4	22.10	PASS
Band4	3MHz	QPSK	20385	8RB#7	22.09	PASS
Band4	3MHz	QPSK	20385	15RB#0	22.07	PASS
Band4	3MHz	16QAM	19965	1RB#0	22.64	PASS
Band4	3MHz	16QAM	19965	1RB#8	22.67	PASS
Band4	3MHz	16QAM	19965	1RB#14	22.53	PASS
Band4	3MHz	16QAM	19965	8RB#0	21.51	PASS
Band4	3MHz	16QAM	19965	8RB#4	21.49	PASS
Band4	3MHz	16QAM	19965	8RB#7	21.45	PASS
Band4	3MHz	16QAM	19965	15RB#0	21.48	PASS
Band4	3MHz	16QAM	20175	1RB#0	22.49	PASS
Band4	3MHz	16QAM	20175	1RB#8	22.51	PASS

Band4	3MHz	16QAM	20175	1RB#14	22.33	PASS
Band4	3MHz	16QAM	20175	8RB#0	21.38	PASS
Band4	3MHz	16QAM	20175	8RB#4	21.36	PASS
Band4	3MHz	16QAM	20175	8RB#7	21.28	PASS
Band4	3MHz	16QAM	20175	15RB#0	21.25	PASS
Band4	3MHz	16QAM	20385	1RB#0	22.21	PASS
Band4	3MHz	16QAM	20385	1RB#8	22.23	PASS
Band4	3MHz	16QAM	20385	1RB#14	22.19	PASS
Band4	3MHz	16QAM	20385	8RB#0	21.03	PASS
Band4	3MHz	16QAM	20385	8RB#4	21.08	PASS
Band4	3MHz	16QAM	20385	8RB#7	21.10	PASS
Band4	3MHz	16QAM	20385	15RB#0	21.07	PASS
Band4	5MHz	QPSK	19975	1RB#0	23.45	PASS
Band4	5MHz	QPSK	19975	1RB#12	23.39	PASS
Band4	5MHz	QPSK	19975	1RB#24	23.40	PASS
Band4	5MHz	QPSK	19975	12RB#0	22.47	PASS
Band4	5MHz	QPSK	19975	12RB#6	22.51	PASS
Band4	5MHz	QPSK	19975	12RB#13	22.46	PASS
Band4	5MHz	QPSK	19975	25RB#0	22.46	PASS
Band4	5MHz	QPSK	20175	1RB#0	23.37	PASS
Band4	5MHz	QPSK	20175	1RB#12	23.26	PASS
Band4	5MHz	QPSK	20175	1RB#24	23.17	PASS
Band4	5MHz	QPSK	20175	12RB#0	22.31	PASS
Band4	5MHz	QPSK	20175	12RB#6	22.30	PASS
Band4	5MHz	QPSK	20175	12RB#13	22.28	PASS
Band4	5MHz	QPSK	20175	25RB#0	22.26	PASS
Band4	5MHz	QPSK	20375	1RB#0	23.08	PASS
Band4	5MHz	QPSK	20375	1RB#12	23.06	PASS
Band4	5MHz	QPSK	20375	1RB#24	23.09	PASS
Band4	5MHz	QPSK	20375	12RB#0	22.04	PASS
Band4	5MHz	QPSK	20375	12RB#6	22.00	PASS
Band4	5MHz	QPSK	20375	12RB#13	22.09	PASS
Band4	5MHz	QPSK	20375	25RB#0	22.05	PASS
Band4	5MHz	16QAM	19975	1RB#0	22.56	PASS
Band4	5MHz	16QAM	19975	1RB#12	22.45	PASS
Band4	5MHz	16QAM	19975	1RB#24	22.57	PASS
Band4	5MHz	16QAM	19975	12RB#0	21.45	PASS

Band4	5MHz	16QAM	19975	12RB#6	21.45	PASS
Band4	5MHz	16QAM	19975	12RB#13	21.44	PASS
Band4	5MHz	16QAM	19975	25RB#0	21.49	PASS
Band4	5MHz	16QAM	20175	1RB#0	22.53	PASS
Band4	5MHz	16QAM	20175	1RB#12	22.49	PASS
Band4	5MHz	16QAM	20175	1RB#24	22.40	PASS
Band4	5MHz	16QAM	20175	12RB#0	21.26	PASS
Band4	5MHz	16QAM	20175	12RB#6	21.21	PASS
Band4	5MHz	16QAM	20175	12RB#13	21.21	PASS
Band4	5MHz	16QAM	20175	25RB#0	21.26	PASS
Band4	5MHz	16QAM	20375	1RB#0	22.23	PASS
Band4	5MHz	16QAM	20375	1RB#12	22.47	PASS
Band4	5MHz	16QAM	20375	1RB#24	22.43	PASS
Band4	5MHz	16QAM	20375	12RB#0	21.05	PASS
Band4	5MHz	16QAM	20375	12RB#6	21.08	PASS
Band4	5MHz	16QAM	20375	12RB#13	21.15	PASS
Band4	5MHz	16QAM	20375	25RB#0	21.09	PASS
Band4	10MHz	QPSK	20000	1RB#0	23.34	PASS
Band4	10MHz	QPSK	20000	1RB#24	23.23	PASS
Band4	10MHz	QPSK	20000	1RB#49	23.36	PASS
Band4	10MHz	QPSK	20000	25RB#0	22.46	PASS
Band4	10MHz	QPSK	20000	25RB#12	22.47	PASS
Band4	10MHz	QPSK	20000	25RB#25	22.48	PASS
Band4	10MHz	QPSK	20000	50RB#0	22.51	PASS
Band4	10MHz	QPSK	20175	1RB#0	23.28	PASS
Band4	10MHz	QPSK	20175	1RB#24	23.11	PASS
Band4	10MHz	QPSK	20175	1RB#49	22.95	PASS
Band4	10MHz	QPSK	20175	25RB#0	22.39	PASS
Band4	10MHz	QPSK	20175	25RB#12	22.31	PASS
Band4	10MHz	QPSK	20175	25RB#25	22.20	PASS
Band4	10MHz	QPSK	20175	50RB#0	22.32	PASS
Band4	10MHz	QPSK	20350	1RB#0	22.73	PASS
Band4	10MHz	QPSK	20350	1RB#24	22.84	PASS
Band4	10MHz	QPSK	20350	1RB#49	22.84	PASS
Band4	10MHz	QPSK	20350	25RB#0	21.84	PASS
Band4	10MHz	QPSK	20350	25RB#12	21.91	PASS
Band4	10MHz	QPSK	20350	25RB#25	22.02	PASS

Band4	10MHz	QPSK	20350	50RB#0	21.94	PASS
Band4	10MHz	16QAM	20000	1RB#0	22.70	PASS
Band4	10MHz	16QAM	20000	1RB#24	22.66	PASS
Band4	10MHz	16QAM	20000	1RB#49	22.66	PASS
Band4	10MHz	16QAM	20000	25RB#0	21.46	PASS
Band4	10MHz	16QAM	20000	25RB#12	21.46	PASS
Band4	10MHz	16QAM	20000	25RB#25	21.50	PASS
Band4	10MHz	16QAM	20000	50RB#0	21.48	PASS
Band4	10MHz	16QAM	20175	1RB#0	22.68	PASS
Band4	10MHz	16QAM	20175	1RB#24	22.44	PASS
Band4	10MHz	16QAM	20175	1RB#49	22.33	PASS
Band4	10MHz	16QAM	20175	25RB#0	21.35	PASS
Band4	10MHz	16QAM	20175	25RB#12	21.34	PASS
Band4	10MHz	16QAM	20175	25RB#25	21.18	PASS
Band4	10MHz	16QAM	20175	50RB#0	21.25	PASS
Band4	10MHz	16QAM	20350	1RB#0	22.04	PASS
Band4	10MHz	16QAM	20350	1RB#24	22.07	PASS
Band4	10MHz	16QAM	20350	1RB#49	22.14	PASS
Band4	10MHz	16QAM	20350	25RB#0	20.97	PASS
Band4	10MHz	16QAM	20350	25RB#12	20.93	PASS
Band4	10MHz	16QAM	20350	25RB#25	21.08	PASS
Band4	10MHz	16QAM	20350	50RB#0	20.89	PASS
Band4	15MHz	QPSK	20025	1RB#0	23.18	PASS
Band4	15MHz	QPSK	20025	1RB#38	23.21	PASS
Band4	15MHz	QPSK	20025	1RB#74	23.18	PASS
Band4	15MHz	QPSK	20025	38RB#0	22.37	PASS
Band4	15MHz	QPSK	20025	38RB#18	22.36	PASS
Band4	15MHz	QPSK	20025	38RB#37	22.38	PASS
Band4	15MHz	QPSK	20025	75RB#0	22.37	PASS
Band4	15MHz	QPSK	20175	1RB#0	23.18	PASS
Band4	15MHz	QPSK	20175	1RB#38	22.93	PASS
Band4	15MHz	QPSK	20175	1RB#74	22.73	PASS
Band4	15MHz	QPSK	20175	38RB#0	22.12	PASS
Band4	15MHz	QPSK	20175	38RB#18	22.12	PASS
Band4	15MHz	QPSK	20175	38RB#37	22.12	PASS
Band4	15MHz	QPSK	20175	75RB#0	22.11	PASS
Band4	15MHz	QPSK	20325	1RB#0	22.90	PASS

Band4	15MHz	QPSK	20325	1RB#38	22.82	PASS
Band4	15MHz	QPSK	20325	1RB#74	22.92	PASS
Band4	15MHz	QPSK	20325	38RB#0	21.93	PASS
Band4	15MHz	QPSK	20325	38RB#18	21.91	PASS
Band4	15MHz	QPSK	20325	38RB#37	21.93	PASS
Band4	15MHz	QPSK	20325	75RB#0	21.93	PASS
Band4	15MHz	16QAM	20025	1RB#0	22.48	PASS
Band4	15MHz	16QAM	20025	1RB#38	22.52	PASS
Band4	15MHz	16QAM	20025	1RB#74	22.51	PASS
Band4	15MHz	16QAM	20025	38RB#0	22.37	PASS
Band4	15MHz	16QAM	20025	38RB#18	22.40	PASS
Band4	15MHz	16QAM	20025	38RB#37	22.36	PASS
Band4	15MHz	16QAM	20025	75RB#0	21.33	PASS
Band4	15MHz	16QAM	20175	1RB#0	22.47	PASS
Band4	15MHz	16QAM	20175	1RB#38	22.26	PASS
Band4	15MHz	16QAM	20175	1RB#74	22.00	PASS
Band4	15MHz	16QAM	20175	38RB#0	22.12	PASS
Band4	15MHz	16QAM	20175	38RB#18	22.11	PASS
Band4	15MHz	16QAM	20175	38RB#37	22.12	PASS
Band4	15MHz	16QAM	20175	75RB#0	21.11	PASS
Band4	15MHz	16QAM	20325	1RB#0	22.25	PASS
Band4	15MHz	16QAM	20325	1RB#38	22.11	PASS
Band4	15MHz	16QAM	20325	1RB#74	22.18	PASS
Band4	15MHz	16QAM	20325	38RB#0	21.90	PASS
Band4	15MHz	16QAM	20325	38RB#18	21.90	PASS
Band4	15MHz	16QAM	20325	38RB#37	21.93	PASS
Band4	15MHz	16QAM	20325	75RB#0	20.94	PASS
Band4	20MHz	QPSK	20050	1RB#0	23.18	PASS
Band4	20MHz	QPSK	20050	1RB#49	23.19	PASS
Band4	20MHz	QPSK	20050	1RB#99	23.13	PASS
Band4	20MHz	QPSK	20050	50RB#0	22.17	PASS
Band4	20MHz	QPSK	20050	50RB#25	22.21	PASS
Band4	20MHz	QPSK	20050	50RB#50	22.26	PASS
Band4	20MHz	QPSK	20050	100RB#0	22.31	PASS
Band4	20MHz	QPSK	20175	1RB#0	**23.46**	PASS
Band4	20MHz	QPSK	20175	1RB#49	23.02	PASS
Band4	20MHz	QPSK	20175	1RB#99	22.76	PASS

Band4	20MHz	QPSK	20175	50RB#0	22.27	PASS
Band4	20MHz	QPSK	20175	50RB#25	22.27	PASS
Band4	20MHz	QPSK	20175	50RB#50	21.92	PASS
Band4	20MHz	QPSK	20175	100RB#0	22.13	PASS
Band4	20MHz	QPSK	20300	1RB#0	23.23	PASS
Band4	20MHz	QPSK	20300	1RB#49	22.91	PASS
Band4	20MHz	QPSK	20300	1RB#99	23.08	PASS
Band4	20MHz	QPSK	20300	50RB#0	22.04	PASS
Band4	20MHz	QPSK	20300	50RB#25	22.01	PASS
Band4	20MHz	QPSK	20300	50RB#50	22.02	PASS
Band4	20MHz	QPSK	20300	100RB#0	22.05	PASS
Band4	20MHz	16QAM	20050	1RB#0	22.31	PASS
Band4	20MHz	16QAM	20050	1RB#49	22.36	PASS
Band4	20MHz	16QAM	20050	1RB#99	22.22	PASS
Band4	20MHz	16QAM	20050	50RB#0	21.16	PASS
Band4	20MHz	16QAM	20050	50RB#25	21.17	PASS
Band4	20MHz	16QAM	20050	50RB#50	21.27	PASS
Band4	20MHz	16QAM	20050	100RB#0	21.26	PASS
Band4	20MHz	16QAM	20175	1RB#0	22.46	PASS
Band4	20MHz	16QAM	20175	1RB#49	22.16	PASS
Band4	20MHz	16QAM	20175	1RB#99	21.85	PASS
Band4	20MHz	16QAM	20175	50RB#0	21.25	PASS
Band4	20MHz	16QAM	20175	50RB#25	21.21	PASS
Band4	20MHz	16QAM	20175	50RB#50	20.93	PASS
Band4	20MHz	16QAM	20175	100RB#0	21.17	PASS
Band4	20MHz	16QAM	20300	1RB#0	22.23	PASS
Band4	20MHz	16QAM	20300	1RB#49	22.02	PASS
Band4	20MHz	16QAM	20300	1RB#99	22.20	PASS
Band4	20MHz	16QAM	20300	50RB#0	21.00	PASS
Band4	20MHz	16QAM	20300	50RB#25	20.95	PASS
Band4	20MHz	16QAM	20300	50RB#50	21.01	PASS
Band4	20MHz	16QAM	20300	100RB#0	21.05	PASS

Band	Bandwidth	Modulation	Channel	RB Configuration	Result(dBm)	Verdict
Band5	1.4MHz	QPSK	20407	1RB#0	22.25	PASS
Band5	1.4MHz	QPSK	20407	1RB#2	23.03	PASS
Band5	1.4MHz	QPSK	20407	1RB#5	22.90	PASS
Band5	1.4MHz	QPSK	20407	3RB#0	22.98	PASS
Band5	1.4MHz	QPSK	20407	3RB#1	22.94	PASS
Band5	1.4MHz	QPSK	20407	3RB#3	23.02	PASS
Band5	1.4MHz	QPSK	20407	6RB#0	22.01	PASS
Band5	1.4MHz	QPSK	20525	1RB#0	22.96	PASS
Band5	1.4MHz	QPSK	20525	1RB#2	23.05	PASS
Band5	1.4MHz	QPSK	20525	1RB#5	22.99	PASS
Band5	1.4MHz	QPSK	20525	3RB#0	22.99	PASS
Band5	1.4MHz	QPSK	20525	3RB#1	22.97	PASS
Band5	1.4MHz	QPSK	20525	3RB#3	23.02	PASS
Band5	1.4MHz	QPSK	20525	6RB#0	22.00	PASS
Band5	1.4MHz	QPSK	20643	1RB#0	23.34	PASS
Band5	1.4MHz	QPSK	20643	1RB#2	23.34	PASS
Band5	1.4MHz	QPSK	20643	1RB#5	23.27	PASS
Band5	1.4MHz	QPSK	20643	3RB#0	23.26	PASS
Band5	1.4MHz	QPSK	20643	3RB#1	23.29	PASS
Band5	1.4MHz	QPSK	20643	3RB#3	23.30	PASS
Band5	1.4MHz	QPSK	20643	6RB#0	22.36	PASS
Band5	1.4MHz	16QAM	20407	1RB#0	22.24	PASS
Band5	1.4MHz	16QAM	20407	1RB#2	22.24	PASS
Band5	1.4MHz	16QAM	20407	1RB#5	22.20	PASS
Band5	1.4MHz	16QAM	20407	3RB#0	22.01	PASS
Band5	1.4MHz	16QAM	20407	3RB#1	22.02	PASS
Band5	1.4MHz	16QAM	20407	3RB#3	22.02	PASS
Band5	1.4MHz	16QAM	20407	6RB#0	20.96	PASS
Band5	1.4MHz	16QAM	20525	1RB#0	22.16	PASS
Band5	1.4MHz	16QAM	20525	1RB#2	22.12	PASS
Band5	1.4MHz	16QAM	20525	1RB#5	22.23	PASS
Band5	1.4MHz	16QAM	20525	3RB#0	21.96	PASS
Band5	1.4MHz	16QAM	20525	3RB#1	22.18	PASS
Band5	1.4MHz	16QAM	20525	3RB#3	22.00	PASS
Band5	1.4MHz	16QAM	20525	6RB#0	21.02	PASS

Band5	1.4MHz	16QAM	20643	1RB#0	22.42	PASS
Band5	1.4MHz	16QAM	20643	1RB#2	22.54	PASS
Band5	1.4MHz	16QAM	20643	1RB#5	22.45	PASS
Band5	1.4MHz	16QAM	20643	3RB#0	22.35	PASS
Band5	1.4MHz	16QAM	20643	3RB#1	22.34	PASS
Band5	1.4MHz	16QAM	20643	3RB#3	22.31	PASS
Band5	1.4MHz	16QAM	20643	6RB#0	21.30	PASS
Band5	3MHz	QPSK	20415	1RB#0	23.06	PASS
Band5	3MHz	QPSK	20415	1RB#8	23.06	PASS
Band5	3MHz	QPSK	20415	1RB#14	22.97	PASS
Band5	3MHz	QPSK	20415	8RB#0	22.09	PASS
Band5	3MHz	QPSK	20415	8RB#4	22.10	PASS
Band5	3MHz	QPSK	20415	8RB#7	22.09	PASS
Band5	3MHz	QPSK	20415	15RB#0	22.12	PASS
Band5	3MHz	QPSK	20525	1RB#0	23.01	PASS
Band5	3MHz	QPSK	20525	1RB#8	23.10	PASS
Band5	3MHz	QPSK	20525	1RB#14	23.06	PASS
Band5	3MHz	QPSK	20525	8RB#0	22.04	PASS
Band5	3MHz	QPSK	20525	8RB#4	22.06	PASS
Band5	3MHz	QPSK	20525	8RB#7	22.15	PASS
Band5	3MHz	QPSK	20525	15RB#0	21.99	PASS
Band5	3MHz	QPSK	20635	1RB#0	23.41	PASS
Band5	3MHz	QPSK	20635	1RB#8	23.37	PASS
Band5	3MHz	QPSK	20635	1RB#14	23.43	PASS
Band5	3MHz	QPSK	20635	8RB#0	22.49	PASS
Band5	3MHz	QPSK	20635	8RB#4	22.50	PASS
Band5	3MHz	QPSK	20635	8RB#7	22.46	PASS
Band5	3MHz	QPSK	20635	15RB#0	22.50	PASS
Band5	3MHz	16QAM	20415	1RB#0	22.38	PASS
Band5	3MHz	16QAM	20415	1RB#8	22.34	PASS
Band5	3MHz	16QAM	20415	1RB#14	22.22	PASS
Band5	3MHz	16QAM	20415	8RB#0	21.17	PASS
Band5	3MHz	16QAM	20415	8RB#4	21.12	PASS
Band5	3MHz	16QAM	20415	8RB#7	21.14	PASS
Band5	3MHz	16QAM	20415	15RB#0	21.17	PASS
Band5	3MHz	16QAM	20525	1RB#0	22.20	PASS
Band5	3MHz	16QAM	20525	1RB#8	22.34	PASS

Band5	3MHz	16QAM	20525	1RB#14	22.33	PASS
Band5	3MHz	16QAM	20525	8RB#0	21.11	PASS
Band5	3MHz	16QAM	20525	8RB#4	21.09	PASS
Band5	3MHz	16QAM	20525	8RB#7	21.18	PASS
Band5	3MHz	16QAM	20525	15RB#0	21.09	PASS
Band5	3MHz	16QAM	20635	1RB#0	22.65	PASS
Band5	3MHz	16QAM	20635	1RB#8	22.71	PASS
Band5	3MHz	16QAM	20635	1RB#14	22.69	PASS
Band5	3MHz	16QAM	20635	8RB#0	21.51	PASS
Band5	3MHz	16QAM	20635	8RB#4	21.54	PASS
Band5	3MHz	16QAM	20635	8RB#7	21.48	PASS
Band5	3MHz	16QAM	20635	15RB#0	21.44	PASS
Band5	5MHz	QPSK	20425	1RB#0	23.14	PASS
Band5	5MHz	QPSK	20425	1RB#12	23.11	PASS
Band5	5MHz	QPSK	20425	1RB#24	23.07	PASS
Band5	5MHz	QPSK	20425	12RB#0	22.13	PASS
Band5	5MHz	QPSK	20425	12RB#6	22.14	PASS
Band5	5MHz	QPSK	20425	12RB#13	22.09	PASS
Band5	5MHz	QPSK	20425	25RB#0	22.10	PASS
Band5	5MHz	QPSK	20525	1RB#0	23.16	PASS
Band5	5MHz	QPSK	20525	1RB#12	23.13	PASS
Band5	5MHz	QPSK	20525	1RB#24	23.18	PASS
Band5	5MHz	QPSK	20525	12RB#0	22.02	PASS
Band5	5MHz	QPSK	20525	12RB#6	22.06	PASS
Band5	5MHz	QPSK	20525	12RB#13	22.18	PASS
Band5	5MHz	QPSK	20525	25RB#0	22.08	PASS
Band5	5MHz	QPSK	20625	1RB#0	23.43	PASS
Band5	5MHz	QPSK	20625	1RB#12	23.33	PASS
Band5	5MHz	QPSK	20625	1RB#24	23.47	PASS
Band5	5MHz	QPSK	20625	12RB#0	22.45	PASS
Band5	5MHz	QPSK	20625	12RB#6	22.46	PASS
Band5	5MHz	QPSK	20625	12RB#13	22.56	PASS
Band5	5MHz	QPSK	20625	25RB#0	22.43	PASS
Band5	5MHz	16QAM	20425	1RB#0	22.23	PASS
Band5	5MHz	16QAM	20425	1RB#12	22.16	PASS
Band5	5MHz	16QAM	20425	1RB#24	22.20	PASS
Band5	5MHz	16QAM	20425	12RB#0	21.12	PASS

Band5	5MHz	16QAM	20425	12RB#6	21.16	PASS
Band5	5MHz	16QAM	20425	12RB#13	21.05	PASS
Band5	5MHz	16QAM	20425	25RB#0	21.08	PASS
Band5	5MHz	16QAM	20525	1RB#0	22.11	PASS
Band5	5MHz	16QAM	20525	1RB#12	22.21	PASS
Band5	5MHz	16QAM	20525	1RB#24	22.35	PASS
Band5	5MHz	16QAM	20525	12RB#0	21.03	PASS
Band5	5MHz	16QAM	20525	12RB#6	21.07	PASS
Band5	5MHz	16QAM	20525	12RB#13	21.19	PASS
Band5	5MHz	16QAM	20525	25RB#0	21.08	PASS
Band5	5MHz	16QAM	20625	1RB#0	22.64	PASS
Band5	5MHz	16QAM	20625	1RB#12	22.76	PASS
Band5	5MHz	16QAM	20625	1RB#24	22.72	PASS
Band5	5MHz	16QAM	20625	12RB#0	21.48	PASS
Band5	5MHz	16QAM	20625	12RB#6	21.53	PASS
Band5	5MHz	16QAM	20625	12RB#13	21.60	PASS
Band5	5MHz	16QAM	20625	25RB#0	21.48	PASS
Band5	10MHz	QPSK	20450	1RB#0	23.00	PASS
Band5	10MHz	QPSK	20450	1RB#24	23.01	PASS
Band5	10MHz	QPSK	20450	1RB#49	22.93	PASS
Band5	10MHz	QPSK	20450	25RB#0	21.97	PASS
Band5	10MHz	QPSK	20450	25RB#12	22.05	PASS
Band5	10MHz	QPSK	20450	25RB#25	22.04	PASS
Band5	10MHz	QPSK	20450	50RB#0	22.11	PASS
Band5	10MHz	QPSK	20525	1RB#0	22.99	PASS
Band5	10MHz	QPSK	20525	1RB#24	22.99	PASS
Band5	10MHz	QPSK	20525	1RB#49	23.08	PASS
Band5	10MHz	QPSK	20525	25RB#0	22.06	PASS
Band5	10MHz	QPSK	20525	25RB#12	22.09	PASS
Band5	10MHz	QPSK	20525	25RB#25	22.20	PASS
Band5	10MHz	QPSK	20525	50RB#0	22.11	PASS
Band5	10MHz	QPSK	20600	1RB#0	23.26	PASS
Band5	10MHz	QPSK	20600	1RB#24	**23.59**	PASS
Band5	10MHz	QPSK	20600	1RB#49	23.27	PASS
Band5	10MHz	QPSK	20600	25RB#0	22.34	PASS
Band5	10MHz	QPSK	20600	25RB#12	22.36	PASS
Band5	10MHz	QPSK	20600	25RB#25	22.51	PASS

Band5	10MHz	QPSK	20600	50RB#0	22.40	PASS
Band5	10MHz	16QAM	20450	1RB#0	22.37	PASS
Band5	10MHz	16QAM	20450	1RB#24	22.23	PASS
Band5	10MHz	16QAM	20450	1RB#49	22.11	PASS
Band5	10MHz	16QAM	20450	25RB#0	20.99	PASS
Band5	10MHz	16QAM	20450	25RB#12	21.04	PASS
Band5	10MHz	16QAM	20450	25RB#25	21.07	PASS
Band5	10MHz	16QAM	20450	50RB#0	21.11	PASS
Band5	10MHz	16QAM	20525	1RB#0	s22.22	PASS
Band5	10MHz	16QAM	20525	1RB#24	22.33	PASS
Band5	10MHz	16QAM	20525	1RB#49	22.41	PASS
Band5	10MHz	16QAM	20525	25RB#0	21.11	PASS
Band5	10MHz	16QAM	20525	25RB#12	21.11	PASS
Band5	10MHz	16QAM	20525	25RB#25	21.23	PASS
Band5	10MHz	16QAM	20525	50RB#0	21.12	PASS
Band5	10MHz	16QAM	20600	1RB#0	22.16	PASS
Band5	10MHz	16QAM	20600	1RB#24	22.27	PASS
Band5	10MHz	16QAM	20600	1RB#49	22.43	PASS
Band5	10MHz	16QAM	20600	25RB#0	21.41	PASS
Band5	10MHz	16QAM	20600	25RB#12	21.46	PASS
Band5	10MHz	16QAM	20600	25RB#25	21.53	PASS
Band5	10MHz	16QAM	20600	50RB#0	21.39	PASS

Band	Bandwidth	Modulation	Channel	RB Configuration	Result(dBm)	Verdict
Band7	5MHz	QPSK	20775	1RB#0	22.79	PASS
Band7	5MHz	QPSK	20775	1RB#12	22.69	PASS
Band7	5MHz	QPSK	20775	1RB#24	22.85	PASS
Band7	5MHz	QPSK	20775	12RB#0	21.80	PASS
Band7	5MHz	QPSK	20775	12RB#6	21.81	PASS
Band7	5MHz	QPSK	20775	12RB#13	21.90	PASS
Band7	5MHz	QPSK	20775	25RB#0	21.87	PASS
Band7	5MHz	QPSK	21100	1RB#0	22.79	PASS
Band7	5MHz	QPSK	21100	1RB#12	22.77	PASS
Band7	5MHz	QPSK	21100	1RB#24	22.76	PASS
Band7	5MHz	QPSK	21100	12RB#0	21.72	PASS
Band7	5MHz	QPSK	21100	12RB#6	21.75	PASS

Band7	5MHz	QPSK	21100	12RB#13	21.74	PASS
Band7	5MHz	QPSK	21100	25RB#0	21.71	PASS
Band7	5MHz	QPSK	21425	1RB#0	21.86	PASS
Band7	5MHz	QPSK	21425	1RB#12	22.00	PASS
Band7	5MHz	QPSK	21425	1RB#24	21.87	PASS
Band7	5MHz	QPSK	21425	12RB#0	20.93	PASS
Band7	5MHz	QPSK	21425	12RB#6	20.98	PASS
Band7	5MHz	QPSK	21425	12RB#13	20.95	PASS
Band7	5MHz	QPSK	21425	25RB#0	20.98	PASS
Band7	5MHz	16QAM	20775	1RB#0	21.78	PASS
Band7	5MHz	16QAM	20775	1RB#12	21.95	PASS
Band7	5MHz	16QAM	20775	1RB#24	21.86	PASS
Band7	5MHz	16QAM	20775	12RB#0	20.78	PASS
Band7	5MHz	16QAM	20775	12RB#6	20.82	PASS
Band7	5MHz	16QAM	20775	12RB#13	20.91	PASS
Band7	5MHz	16QAM	20775	25RB#0	20.85	PASS
Band7	5MHz	16QAM	21100	1RB#0	22.04	PASS
Band7	5MHz	16QAM	21100	1RB#12	21.96	PASS
Band7	5MHz	16QAM	21100	1RB#24	22.08	PASS
Band7	5MHz	16QAM	21100	12RB#0	20.81	PASS
Band7	5MHz	16QAM	21100	12RB#6	20.80	PASS
Band7	5MHz	16QAM	21100	12RB#13	20.80	PASS
Band7	5MHz	16QAM	21100	25RB#0	20.66	PASS
Band7	5MHz	16QAM	21425	1RB#0	21.09	PASS
Band7	5MHz	16QAM	21425	1RB#12	21.12	PASS
Band7	5MHz	16QAM	21425	1RB#24	21.06	PASS
Band7	5MHz	16QAM	21425	12RB#0	19.96	PASS
Band7	5MHz	16QAM	21425	12RB#6	19.96	PASS
Band7	5MHz	16QAM	21425	12RB#13	20.06	PASS
Band7	5MHz	16QAM	21425	25RB#0	20.07	PASS
Band7	10MHz	QPSK	20800	1RB#0	22.70	PASS
Band7	10MHz	QPSK	20800	1RB#24	22.71	PASS
Band7	10MHz	QPSK	20800	1RB#49	22.63	PASS
Band7	10MHz	QPSK	20800	25RB#0	21.85	PASS
Band7	10MHz	QPSK	20800	25RB#12	21.90	PASS
Band7	10MHz	QPSK	20800	25RB#25	21.74	PASS
Band7	10MHz	QPSK	20800	50RB#0	21.83	PASS

Band7	10MHz	QPSK	21100	1RB#0	22.73	PASS
Band7	10MHz	QPSK	21100	1RB#24	22.71	PASS
Band7	10MHz	QPSK	21100	1RB#49	22.61	PASS
Band7	10MHz	QPSK	21100	25RB#0	21.87	PASS
Band7	10MHz	QPSK	21100	25RB#12	21.83	PASS
Band7	10MHz	QPSK	21100	25RB#25	21.70	PASS
Band7	10MHz	QPSK	21100	50RB#0	21.74	PASS
Band7	10MHz	QPSK	21400	1RB#0	22.00	PASS
Band7	10MHz	QPSK	21400	1RB#24	21.86	PASS
Band7	10MHz	QPSK	21400	1RB#49	21.84	PASS
Band7	10MHz	QPSK	21400	25RB#0	21.09	PASS
Band7	10MHz	QPSK	21400	25RB#12	21.16	PASS
Band7	10MHz	QPSK	21400	25RB#25	21.06	PASS
Band7	10MHz	QPSK	21400	50RB#0	21.08	PASS
Band7	10MHz	16QAM	20800	1RB#0	22.08	PASS
Band7	10MHz	16QAM	20800	1RB#24	22.04	PASS
Band7	10MHz	16QAM	20800	1RB#49	22.14	PASS
Band7	10MHz	16QAM	20800	25RB#0	20.85	PASS
Band7	10MHz	16QAM	20800	25RB#12	20.85	PASS
Band7	10MHz	16QAM	20800	25RB#25	20.78	PASS
Band7	10MHz	16QAM	20800	50RB#0	20.78	PASS
Band7	10MHz	16QAM	21100	1RB#0	22.07	PASS
Band7	10MHz	16QAM	21100	1RB#24	21.91	PASS
Band7	10MHz	16QAM	21100	1RB#49	21.94	PASS
Band7	10MHz	16QAM	21100	25RB#0	20.89	PASS
Band7	10MHz	16QAM	21100	25RB#12	20.92	PASS
Band7	10MHz	16QAM	21100	25RB#25	20.78	PASS
Band7	10MHz	16QAM	21100	50RB#0	20.76	PASS
Band7	10MHz	16QAM	21400	1RB#0	21.05	PASS
Band7	10MHz	16QAM	21400	1RB#24	21.00	PASS
Band7	10MHz	16QAM	21400	1RB#49	20.85	PASS
Band7	10MHz	16QAM	21400	25RB#0	20.17	PASS
Band7	10MHz	16QAM	21400	25RB#12	20.21	PASS
Band7	10MHz	16QAM	21400	25RB#25	20.09	PASS
Band7	10MHz	16QAM	21400	50RB#0	20.10	PASS
Band7	15MHz	QPSK	20825	1RB#0	22.52	PASS
Band7	15MHz	QPSK	20825	1RB#38	22.36	PASS

Band7	15MHz	QPSK	20825	1RB#74	22.47	PASS
Band7	15MHz	QPSK	20825	38RB#0	21.63	PASS
Band7	15MHz	QPSK	20825	38RB#18	21.64	PASS
Band7	15MHz	QPSK	20825	38RB#37	21.65	PASS
Band7	15MHz	QPSK	20825	75RB#0	21.62	PASS
Band7	15MHz	QPSK	21100	1RB#0	22.57	PASS
Band7	15MHz	QPSK	21100	1RB#38	22.46	PASS
Band7	15MHz	QPSK	21100	1RB#74	22.34	PASS
Band7	15MHz	QPSK	21100	38RB#0	21.56	PASS
Band7	15MHz	QPSK	21100	38RB#18	21.57	PASS
Band7	15MHz	QPSK	21100	38RB#37	21.55	PASS
Band7	15MHz	QPSK	21100	75RB#0	21.53	PASS
Band7	15MHz	QPSK	21375	1RB#0	21.93	PASS
Band7	15MHz	QPSK	21375	1RB#38	21.79	PASS
Band7	15MHz	QPSK	21375	1RB#74	21.62	PASS
Band7	15MHz	QPSK	21375	38RB#0	21.03	PASS
Band7	15MHz	QPSK	21375	38RB#18	20.99	PASS
Band7	15MHz	QPSK	21375	38RB#37	20.96	PASS
Band7	15MHz	QPSK	21375	75RB#0	20.98	PASS
Band7	15MHz	16QAM	20825	1RB#0	21.84	PASS
Band7	15MHz	16QAM	20825	1RB#38	21.92	PASS
Band7	15MHz	16QAM	20825	1RB#74	21.87	PASS
Band7	15MHz	16QAM	20825	38RB#0	21.66	PASS
Band7	15MHz	16QAM	20825	38RB#18	21.62	PASS
Band7	15MHz	16QAM	20825	38RB#37	21.61	PASS
Band7	15MHz	16QAM	20825	75RB#0	20.62	PASS
Band7	15MHz	16QAM	21100	1RB#0	21.92	PASS
Band7	15MHz	16QAM	21100	1RB#38	21.84	PASS
Band7	15MHz	16QAM	21100	1RB#74	21.70	PASS
Band7	15MHz	16QAM	21100	38RB#0	21.53	PASS
Band7	15MHz	16QAM	21100	38RB#18	21.58	PASS
Band7	15MHz	16QAM	21100	38RB#37	21.57	PASS
Band7	15MHz	16QAM	21100	75RB#0	20.58	PASS
Band7	15MHz	16QAM	21375	1RB#0	21.00	PASS
Band7	15MHz	16QAM	21375	1RB#38	20.83	PASS
Band7	15MHz	16QAM	21375	1RB#74	20.69	PASS
Band7	15MHz	16QAM	21375	38RB#0	21.02	PASS

Band7	15MHz	16QAM	21375	38RB#18	20.96	PASS
Band7	15MHz	16QAM	21375	38RB#37	20.96	PASS
Band7	15MHz	16QAM	21375	75RB#0	19.98	PASS
Band7	20MHz	QPSK	20850	1RB#0	22.66	PASS
Band7	20MHz	QPSK	20850	1RB#49	22.64	PASS
Band7	20MHz	QPSK	20850	1RB#99	22.63	PASS
Band7	20MHz	QPSK	20850	50RB#0	21.72	PASS
Band7	20MHz	QPSK	20850	50RB#25	21.72	PASS
Band7	20MHz	QPSK	20850	50RB#50	21.61	PASS
Band7	20MHz	QPSK	20850	100RB#0	21.69	PASS
Band7	20MHz	QPSK	21100	1RB#0	**22.88**	PASS
Band7	20MHz	QPSK	21100	1RB#49	22.52	PASS
Band7	20MHz	QPSK	21100	1RB#99	22.33	PASS
Band7	20MHz	QPSK	21100	50RB#0	21.74	PASS
Band7	20MHz	QPSK	21100	50RB#25	21.70	PASS
Band7	20MHz	QPSK	21100	50RB#50	21.53	PASS
Band7	20MHz	QPSK	21100	100RB#0	21.59	PASS
Band7	20MHz	QPSK	21350	1RB#0	22.05	PASS
Band7	20MHz	QPSK	21350	1RB#49	21.82	PASS
Band7	20MHz	QPSK	21350	1RB#99	21.58	PASS
Band7	20MHz	QPSK	21350	50RB#0	21.17	PASS
Band7	20MHz	QPSK	21350	50RB#25	21.23	PASS
Band7	20MHz	QPSK	21350	50RB#50	20.90	PASS
Band7	20MHz	QPSK	21350	100RB#0	21.06	PASS
Band7	20MHz	16QAM	20850	1RB#0	21.82	PASS
Band7	20MHz	16QAM	20850	1RB#49	21.73	PASS
Band7	20MHz	16QAM	20850	1RB#99	21.79	PASS
Band7	20MHz	16QAM	20850	50RB#0	20.71	PASS
Band7	20MHz	16QAM	20850	50RB#25	20.72	PASS
Band7	20MHz	16QAM	20850	50RB#50	20.64	PASS
Band7	20MHz	16QAM	20850	100RB#0	20.63	PASS
Band7	20MHz	16QAM	21100	1RB#0	21.86	PASS
Band7	20MHz	16QAM	21100	1RB#49	21.78	PASS
Band7	20MHz	16QAM	21100	1RB#99	21.62	PASS
Band7	20MHz	16QAM	21100	50RB#0	20.72	PASS
Band7	20MHz	16QAM	21100	50RB#25	20.73	PASS
Band7	20MHz	16QAM	21100	50RB#50	20.55	PASS

Band7	20MHz	16QAM	21100	100RB#0	20.60	PASS
Band7	20MHz	16QAM	21350	1RB#0	21.29	PASS
Band7	20MHz	16QAM	21350	1RB#49	21.00	PASS
Band7	20MHz	16QAM	21350	1RB#99	20.82	PASS
Band7	20MHz	16QAM	21350	50RB#0	20.24	PASS
Band7	20MHz	16QAM	21350	50RB#25	20.25	PASS
Band7	20MHz	16QAM	21350	50RB#50	19.91	PASS
Band7	20MHz	16QAM	21350	100RB#0	20.11	PASS

Band	Bandwidth	Modulation	Channel	RB Configuration	Result(dBm)	Verdict
Band12	1.4MHz	QPSK	23017	1RB#0	22.89	PASS
Band12	1.4MHz	QPSK	23017	1RB#2	22.92	PASS
Band12	1.4MHz	QPSK	23017	1RB#5	22.92	PASS
Band12	1.4MHz	QPSK	23017	3RB#0	22.85	PASS
Band12	1.4MHz	QPSK	23017	3RB#1	22.82	PASS
Band12	1.4MHz	QPSK	23017	3RB#3	22.86	PASS
Band12	1.4MHz	QPSK	23017	6RB#0	21.90	PASS
Band12	1.4MHz	QPSK	23095	1RB#0	22.97	PASS
Band12	1.4MHz	QPSK	23095	1RB#2	22.98	PASS
Band12	1.4MHz	QPSK	23095	1RB#5	22.94	PASS
Band12	1.4MHz	QPSK	23095	3RB#0	22.96	PASS
Band12	1.4MHz	QPSK	23095	3RB#1	23.01	PASS
Band12	1.4MHz	QPSK	23095	3RB#3	22.97	PASS
Band12	1.4MHz	QPSK	23095	6RB#0	22.03	PASS
Band12	1.4MHz	QPSK	23173	1RB#0	22.96	PASS
Band12	1.4MHz	QPSK	23173	1RB#2	22.94	PASS
Band12	1.4MHz	QPSK	23173	1RB#5	22.87	PASS
Band12	1.4MHz	QPSK	23173	3RB#0	22.97	PASS
Band12	1.4MHz	QPSK	23173	3RB#1	22.97	PASS
Band12	1.4MHz	QPSK	23173	3RB#3	22.93	PASS
Band12	1.4MHz	QPSK	23173	6RB#0	22.00	PASS
Band12	1.4MHz	16QAM	23017	1RB#0	22.08	PASS
Band12	1.4MHz	16QAM	23017	1RB#2	22.13	PASS
Band12	1.4MHz	16QAM	23017	1RB#5	22.00	PASS
Band12	1.4MHz	16QAM	23017	3RB#0	21.90	PASS

Band12	1.4MHz	16QAM	23017	3RB#1	21.97	PASS
Band12	1.4MHz	16QAM	23017	3RB#3	21.92	PASS
Band12	1.4MHz	16QAM	23017	6RB#0	20.87	PASS
Band12	1.4MHz	16QAM	23095	1RB#0	22.18	PASS
Band12	1.4MHz	16QAM	23095	1RB#2	22.16	PASS
Band12	1.4MHz	16QAM	23095	1RB#5	22.14	PASS
Band12	1.4MHz	16QAM	23095	3RB#0	21.99	PASS
Band12	1.4MHz	16QAM	23095	3RB#1	21.92	PASS
Band12	1.4MHz	16QAM	23095	3RB#3	21.95	PASS
Band12	1.4MHz	16QAM	23095	6RB#0	21.03	PASS
Band12	1.4MHz	16QAM	23173	1RB#0	22.13	PASS
Band12	1.4MHz	16QAM	23173	1RB#2	22.13	PASS
Band12	1.4MHz	16QAM	23173	1RB#5	22.10	PASS
Band12	1.4MHz	16QAM	23173	3RB#0	21.92	PASS
Band12	1.4MHz	16QAM	23173	3RB#1	22.09	PASS
Band12	1.4MHz	16QAM	23173	3RB#3	21.97	PASS
Band12	1.4MHz	16QAM	23173	6RB#0	20.89	PASS
Band12	3MHz	QPSK	23025	1RB#0	22.89	PASS
Band12	3MHz	QPSK	23025	1RB#8	22.90	PASS
Band12	3MHz	QPSK	23025	1RB#14	22.87	PASS
Band12	3MHz	QPSK	23025	8RB#0	22.03	PASS
Band12	3MHz	QPSK	23025	8RB#4	22.04	PASS
Band12	3MHz	QPSK	23025	8RB#7	21.97	PASS
Band12	3MHz	QPSK	23025	15RB#0	22.04	PASS
Band12	3MHz	QPSK	23095	1RB#0	23.09	PASS
Band12	3MHz	QPSK	23095	1RB#8	23.08	PASS
Band12	3MHz	QPSK	23095	1RB#14	22.94	PASS
Band12	3MHz	QPSK	23095	8RB#0	22.08	PASS
Band12	3MHz	QPSK	23095	8RB#4	22.08	PASS
Band12	3MHz	QPSK	23095	8RB#7	22.14	PASS
Band12	3MHz	QPSK	23095	15RB#0	22.04	PASS
Band12	3MHz	QPSK	23165	1RB#0	23.08	PASS
Band12	3MHz	QPSK	23165	1RB#8	23.02	PASS
Band12	3MHz	QPSK	23165	1RB#14	22.93	PASS
Band12	3MHz	QPSK	23165	8RB#0	22.08	PASS
Band12	3MHz	QPSK	23165	8RB#4	22.17	PASS
Band12	3MHz	QPSK	23165	8RB#7	22.01	PASS

Band12	3MHz	QPSK	23165	15RB#0	22.07	PASS
Band12	3MHz	16QAM	23025	1RB#0	22.24	PASS
Band12	3MHz	16QAM	23025	1RB#8	22.18	PASS
Band12	3MHz	16QAM	23025	1RB#14	22.17	PASS
Band12	3MHz	16QAM	23025	8RB#0	21.05	PASS
Band12	3MHz	16QAM	23025	8RB#4	21.07	PASS
Band12	3MHz	16QAM	23025	8RB#7	21.03	PASS
Band12	3MHz	16QAM	23025	15RB#0	21.02	PASS
Band12	3MHz	16QAM	23095	1RB#0	22.27	PASS
Band12	3MHz	16QAM	23095	1RB#8	22.34	PASS
Band12	3MHz	16QAM	23095	1RB#14	22.30	PASS
Band12	3MHz	16QAM	23095	8RB#0	21.13	PASS
Band12	3MHz	16QAM	23095	8RB#4	21.10	PASS
Band12	3MHz	16QAM	23095	8RB#7	21.10	PASS
Band12	3MHz	16QAM	23095	15RB#0	20.98	PASS
Band12	3MHz	16QAM	23165	1RB#0	21.99	PASS
Band12	3MHz	16QAM	23165	1RB#8	22.05	PASS
Band12	3MHz	16QAM	23165	1RB#14	21.90	PASS
Band12	3MHz	16QAM	23165	8RB#0	21.19	PASS
Band12	3MHz	16QAM	23165	8RB#4	21.20	PASS
Band12	3MHz	16QAM	23165	8RB#7	21.09	PASS
Band12	3MHz	16QAM	23165	15RB#0	21.02	PASS
Band12	5MHz	QPSK	23035	1RB#0	22.99	PASS
Band12	5MHz	QPSK	23035	1RB#12	23.08	PASS
Band12	5MHz	QPSK	23035	1RB#24	23.05	PASS
Band12	5MHz	QPSK	23035	12RB#0	22.06	PASS
Band12	5MHz	QPSK	23035	12RB#6	22.07	PASS
Band12	5MHz	QPSK	23035	12RB#13	22.10	PASS
Band12	5MHz	QPSK	23035	25RB#0	22.03	PASS
Band12	5MHz	QPSK	23095	1RB#0	23.11	PASS
Band12	5MHz	QPSK	23095	1RB#12	23.15	PASS
Band12	5MHz	QPSK	23095	1RB#24	23.17	PASS
Band12	5MHz	QPSK	23095	12RB#0	22.13	PASS
Band12	5MHz	QPSK	23095	12RB#6	22.13	PASS
Band12	5MHz	QPSK	23095	12RB#13	22.16	PASS
Band12	5MHz	QPSK	23095	25RB#0	22.07	PASS
Band12	5MHz	QPSK	23155	1RB#0	23.15	PASS

Band12	5MHz	QPSK	23155	1RB#12	23.10	PASS
Band12	5MHz	QPSK	23155	1RB#24	22.98	PASS
Band12	5MHz	QPSK	23155	12RB#0	22.15	PASS
Band12	5MHz	QPSK	23155	12RB#6	22.16	PASS
Band12	5MHz	QPSK	23155	12RB#13	22.07	PASS
Band12	5MHz	QPSK	23155	25RB#0	22.14	PASS
Band12	5MHz	16QAM	23035	1RB#0	22.01	PASS
Band12	5MHz	16QAM	23035	1RB#12	22.14	PASS
Band12	5MHz	16QAM	23035	1RB#24	22.11	PASS
Band12	5MHz	16QAM	23035	12RB#0	21.05	PASS
Band12	5MHz	16QAM	23035	12RB#6	21.04	PASS
Band12	5MHz	16QAM	23035	12RB#13	21.06	PASS
Band12	5MHz	16QAM	23035	25RB#0	21.11	PASS
Band12	5MHz	16QAM	23095	1RB#0	22.35	PASS
Band12	5MHz	16QAM	23095	1RB#12	22.36	PASS
Band12	5MHz	16QAM	23095	1RB#24	22.39	PASS
Band12	5MHz	16QAM	23095	12RB#0	21.19	PASS
Band12	5MHz	16QAM	23095	12RB#6	21.17	PASS
Band12	5MHz	16QAM	23095	12RB#13	21.20	PASS
Band12	5MHz	16QAM	23095	25RB#0	21.02	PASS
Band12	5MHz	16QAM	23155	1RB#0	22.13	PASS
Band12	5MHz	16QAM	23155	1RB#12	22.15	PASS
Band12	5MHz	16QAM	23155	1RB#24	21.98	PASS
Band12	5MHz	16QAM	23155	12RB#0	21.22	PASS
Band12	5MHz	16QAM	23155	12RB#6	21.19	PASS
Band12	5MHz	16QAM	23155	12RB#13	21.14	PASS
Band12	5MHz	16QAM	23155	25RB#0	21.20	PASS
Band12	10MHz	QPSK	23060	1RB#0	22.93	PASS
Band12	10MHz	QPSK	23060	1RB#24	22.89	PASS
Band12	10MHz	QPSK	23060	1RB#49	23.01	PASS
Band12	10MHz	QPSK	23060	25RB#0	22.08	PASS
Band12	10MHz	QPSK	23060	25RB#12	22.10	PASS
Band12	10MHz	QPSK	23060	25RB#25	22.12	PASS
Band12	10MHz	QPSK	23060	50RB#0	22.16	PASS
Band12	10MHz	QPSK	23095	1RB#0	23.10	PASS
Band12	10MHz	QPSK	23095	1RB#24	23.09	PASS
Band12	10MHz	QPSK	23095	1RB#49	23.00	PASS

Band12	10MHz	QPSK	23095	25RB#0	22.13	PASS
Band12	10MHz	QPSK	23095	25RB#12	22.14	PASS
Band12	10MHz	QPSK	23095	25RB#25	22.17	PASS
Band12	10MHz	QPSK	23095	50RB#0	22.12	PASS
Band12	10MHz	QPSK	23130	1RB#0	**23.22**	PASS
Band12	10MHz	QPSK	23130	1RB#24	23.06	PASS
Band12	10MHz	QPSK	23130	1RB#49	22.88	PASS
Band12	10MHz	QPSK	23130	25RB#0	22.14	PASS
Band12	10MHz	QPSK	23130	25RB#12	22.13	PASS
Band12	10MHz	QPSK	23130	25RB#25	22.18	PASS
Band12	10MHz	QPSK	23130	50RB#0	22.13	PASS
Band12	10MHz	16QAM	23060	1RB#0	22.31	PASS
Band12	10MHz	16QAM	23060	1RB#24	22.20	PASS
Band12	10MHz	16QAM	23060	1RB#49	22.31	PASS
Band12	10MHz	16QAM	23060	25RB#0	21.10	PASS
Band12	10MHz	16QAM	23060	25RB#12	21.09	PASS
Band12	10MHz	16QAM	23060	25RB#25	21.17	PASS
Band12	10MHz	16QAM	23060	50RB#0	21.08	PASS
Band12	10MHz	16QAM	23095	1RB#0	22.29	PASS
Band12	10MHz	16QAM	23095	1RB#24	22.28	PASS
Band12	10MHz	16QAM	23095	1RB#49	22.25	PASS
Band12	10MHz	16QAM	23095	25RB#0	21.10	PASS
Band12	10MHz	16QAM	23095	25RB#12	21.18	PASS
Band12	10MHz	16QAM	23095	25RB#25	21.20	PASS
Band12	10MHz	16QAM	23095	50RB#0	21.14	PASS
Band12	10MHz	16QAM	23130	1RB#0	22.02	PASS
Band12	10MHz	16QAM	23130	1RB#24	22.11	PASS
Band12	10MHz	16QAM	23130	1RB#49	22.00	PASS
Band12	10MHz	16QAM	23130	25RB#0	21.20	PASS
Band12	10MHz	16QAM	23130	25RB#12	21.25	PASS
Band12	10MHz	16QAM	23130	25RB#25	21.22	PASS
Band12	10MHz	16QAM	23130	50RB#0	21.14	PASS

Band	Bandwidth	Modulation	Channel	RB Configuration	Result(dBm)	Verdict
Band13	5MHz	QPSK	23205	1RB#0	23.64	PASS
Band13	5MHz	QPSK	23205	1RB#12	23.52	PASS
Band13	5MHz	QPSK	23205	1RB#24	23.55	PASS
Band13	5MHz	QPSK	23205	12RB#0	22.65	PASS
Band13	5MHz	QPSK	23205	12RB#6	22.69	PASS
Band13	5MHz	QPSK	23205	12RB#13	22.63	PASS
Band13	5MHz	QPSK	23205	25RB#0	22.66	PASS
Band13	5MHz	QPSK	23230	1RB#0	23.61	PASS
Band13	5MHz	QPSK	23230	1RB#12	23.61	PASS
Band13	5MHz	QPSK	23230	1RB#24	23.47	PASS
Band13	5MHz	QPSK	23230	12RB#0	22.61	PASS
Band13	5MHz	QPSK	23230	12RB#6	22.57	PASS
Band13	5MHz	QPSK	23230	12RB#13	22.49	PASS
Band13	5MHz	QPSK	23230	25RB#0	22.57	PASS
Band13	5MHz	QPSK	23255	1RB#0	23.56	PASS
Band13	5MHz	QPSK	23255	1RB#12	23.47	PASS
Band13	5MHz	QPSK	23255	1RB#24	23.33	PASS
Band13	5MHz	QPSK	23255	12RB#0	22.45	PASS
Band13	5MHz	QPSK	23255	12RB#6	22.43	PASS
Band13	5MHz	QPSK	23255	12RB#13	22.38	PASS
Band13	5MHz	QPSK	23255	25RB#0	22.45	PASS
Band13	5MHz	16QAM	23205	1RB#0	22.69	PASS
Band13	5MHz	16QAM	23205	1RB#12	22.75	PASS
Band13	5MHz	16QAM	23205	1RB#24	22.71	PASS
Band13	5MHz	16QAM	23205	12RB#0	21.74	PASS
Band13	5MHz	16QAM	23205	12RB#6	21.69	PASS
Band13	5MHz	16QAM	23205	12RB#13	21.64	PASS
Band13	5MHz	16QAM	23205	25RB#0	21.65	PASS
Band13	5MHz	16QAM	23230	1RB#0	22.84	PASS
Band13	5MHz	16QAM	23230	1RB#12	22.86	PASS
Band13	5MHz	16QAM	23230	1RB#24	22.69	PASS
Band13	5MHz	16QAM	23230	12RB#0	21.66	PASS
Band13	5MHz	16QAM	23230	12RB#6	21.65	PASS
Band13	5MHz	16QAM	23230	12RB#13	21.60	PASS
Band13	5MHz	16QAM	23230	25RB#0	21.58	PASS

Band13	5MHz	16QAM	23255	1RB#0	22.48	PASS
Band13	5MHz	16QAM	23255	1RB#12	22.58	PASS
Band13	5MHz	16QAM	23255	1RB#24	22.49	PASS
Band13	5MHz	16QAM	23255	12RB#0	21.49	PASS
Band13	5MHz	16QAM	23255	12RB#6	21.52	PASS
Band13	5MHz	16QAM	23255	12RB#13	21.48	PASS
Band13	5MHz	16QAM	23255	25RB#0	21.52	PASS
Band13	10MHz	QPSK	23230	1RB#0	**23.68**	PASS
Band13	10MHz	QPSK	23230	1RB#24	23.47	PASS
Band13	10MHz	QPSK	23230	1RB#49	23.29	PASS
Band13	10MHz	QPSK	23230	25RB#0	22.68	PASS
Band13	10MHz	QPSK	23230	25RB#12	22.65	PASS
Band13	10MHz	QPSK	23230	25RB#25	22.54	PASS
Band13	10MHz	QPSK	23230	50RB#0	22.63	PASS
Band13	10MHz	16QAM	23230	1RB#0	23.04	PASS
Band13	10MHz	16QAM	23230	1RB#24	22.79	PASS
Band13	10MHz	16QAM	23230	1RB#49	22.68	PASS
Band13	10MHz	16QAM	23230	25RB#0	21.70	PASS
Band13	10MHz	16QAM	23230	25RB#12	21.68	PASS
Band13	10MHz	16QAM	23230	25RB#25	21.51	PASS
Band13	10MHz	16QAM	23230	50RB#0	21.60	PASS

Band	Bandwidth	Modulation	Channel	RB Configuration	Result(dBm)	Verdict
Band17	5MHz	QPSK	23755	1RB#0	23.07	PASS
Band17	5MHz	QPSK	23755	1RB#12	23.04	PASS
Band17	5MHz	QPSK	23755	1RB#24	22.98	PASS
Band17	5MHz	QPSK	23755	12RB#0	22.04	PASS
Band17	5MHz	QPSK	23755	12RB#6	22.06	PASS
Band17	5MHz	QPSK	23755	12RB#13	22.07	PASS
Band17	5MHz	QPSK	23755	25RB#0	22.09	PASS
Band17	5MHz	QPSK	23790	1RB#0	23.10	PASS
Band17	5MHz	QPSK	23790	1RB#12	23.15	PASS
Band17	5MHz	QPSK	23790	1RB#24	23.07	PASS
Band17	5MHz	QPSK	23790	12RB#0	22.13	PASS
Band17	5MHz	QPSK	23790	12RB#6	22.19	PASS
Band17	5MHz	QPSK	23790	12RB#13	22.11	PASS

Band17	5MHz	QPSK	23790	25RB#0	22.10	PASS
Band17	5MHz	QPSK	23825	1RB#0	23.21	PASS
Band17	5MHz	QPSK	23825	1RB#12	23.15	PASS
Band17	5MHz	QPSK	23825	1RB#24	23.09	PASS
Band17	5MHz	QPSK	23825	12RB#0	22.20	PASS
Band17	5MHz	QPSK	23825	12RB#6	22.22	PASS
Band17	5MHz	QPSK	23825	12RB#13	22.14	PASS
Band17	5MHz	QPSK	23825	25RB#0	22.14	PASS
Band17	5MHz	16QAM	23755	1RB#0	22.18	PASS
Band17	5MHz	16QAM	23755	1RB#12	22.09	PASS
Band17	5MHz	16QAM	23755	1RB#24	22.12	PASS
Band17	5MHz	16QAM	23755	12RB#0	21.03	PASS
Band17	5MHz	16QAM	23755	12RB#6	21.00	PASS
Band17	5MHz	16QAM	23755	12RB#13	21.01	PASS
Band17	5MHz	16QAM	23755	25RB#0	21.12	PASS
Band17	5MHz	16QAM	23790	1RB#0	22.23	PASS
Band17	5MHz	16QAM	23790	1RB#12	22.21	PASS
Band17	5MHz	16QAM	23790	1RB#24	22.17	PASS
Band17	5MHz	16QAM	23790	12RB#0	21.13	PASS
Band17	5MHz	16QAM	23790	12RB#6	21.19	PASS
Band17	5MHz	16QAM	23790	12RB#13	21.06	PASS
Band17	5MHz	16QAM	23790	25RB#0	21.11	PASS
Band17	5MHz	16QAM	23825	1RB#0	22.48	PASS
Band17	5MHz	16QAM	23825	1RB#12	22.39	PASS
Band17	5MHz	16QAM	23825	1RB#24	22.23	PASS
Band17	5MHz	16QAM	23825	12RB#0	21.27	PASS
Band17	5MHz	16QAM	23825	12RB#6	21.26	PASS
Band17	5MHz	16QAM	23825	12RB#13	21.17	PASS
Band17	5MHz	16QAM	23825	25RB#0	21.05	PASS
Band17	10MHz	QPSK	23780	1RB#0	22.98	PASS
Band17	10MHz	QPSK	23780	1RB#24	22.98	PASS
Band17	10MHz	QPSK	23780	1RB#49	23.03	PASS
Band17	10MHz	QPSK	23780	25RB#0	22.10	PASS
Band17	10MHz	QPSK	23780	25RB#12	22.08	PASS
Band17	10MHz	QPSK	23780	25RB#25	22.06	PASS
Band17	10MHz	QPSK	23780	50RB#0	22.13	PASS
Band17	10MHz	QPSK	23790	1RB#0	22.99	PASS

Band17	10MHz	QPSK	23790	1RB#24	**23.22**	PASS
Band17	10MHz	QPSK	23790	1RB#49	23.07	PASS
Band17	10MHz	QPSK	23790	25RB#0	22.14	PASS
Band17	10MHz	QPSK	23790	25RB#12	22.16	PASS
Band17	10MHz	QPSK	23790	25RB#25	22.14	PASS
Band17	10MHz	QPSK	23790	50RB#0	22.10	PASS
Band17	10MHz	QPSK	23800	1RB#0	23.06	PASS
Band17	10MHz	QPSK	23800	1RB#24	23.06	PASS
Band17	10MHz	QPSK	23800	1RB#49	22.96	PASS
Band17	10MHz	QPSK	23800	25RB#0	22.16	PASS
Band17	10MHz	QPSK	23800	25RB#12	22.16	PASS
Band17	10MHz	QPSK	23800	25RB#25	22.13	PASS
Band17	10MHz	QPSK	23800	50RB#0	22.13	PASS
Band17	10MHz	16QAM	23780	1RB#0	22.38	PASS
Band17	10MHz	16QAM	23780	1RB#24	22.27	PASS
Band17	10MHz	16QAM	23780	1RB#49	22.41	PASS
Band17	10MHz	16QAM	23780	25RB#0	21.13	PASS
Band17	10MHz	16QAM	23780	25RB#12	21.10	PASS
Band17	10MHz	16QAM	23780	25RB#25	21.14	PASS
Band17	10MHz	16QAM	23780	50RB#0	21.13	PASS
Band17	10MHz	16QAM	23790	1RB#0	22.23	PASS
Band17	10MHz	16QAM	23790	1RB#24	22.23	PASS
Band17	10MHz	16QAM	23790	1RB#49	22.24	PASS
Band17	10MHz	16QAM	23790	25RB#0	21.19	PASS
Band17	10MHz	16QAM	23790	25RB#12	21.19	PASS
Band17	10MHz	16QAM	23790	25RB#25	21.20	PASS
Band17	10MHz	16QAM	23790	50RB#0	21.11	PASS
Band17	10MHz	16QAM	23800	1RB#0	22.00	PASS
Band17	10MHz	16QAM	23800	1RB#24	22.11	PASS
Band17	10MHz	16QAM	23800	1RB#49	22.17	PASS
Band17	10MHz	16QAM	23800	25RB#0	21.20	PASS
Band17	10MHz	16QAM	23800	25RB#12	21.23	PASS
Band17	10MHz	16QAM	23800	25RB#25	21.27	PASS
Band17	10MHz	16QAM	23800	50RB#0	21.15	PASS

Band	Bandwidth	Modulation	Channel	RB Configuration	Result(dBm)	Verdict
Band25	1.4MHz	QPSK	26047	1RB#0	22.47	PASS
Band25	1.4MHz	QPSK	26047	1RB#2	22.57	PASS
Band25	1.4MHz	QPSK	26047	1RB#5	22.44	PASS
Band25	1.4MHz	QPSK	26047	3RB#0	22.50	PASS
Band25	1.4MHz	QPSK	26047	3RB#1	22.48	PASS
Band25	1.4MHz	QPSK	26047	3RB#3	22.44	PASS
Band25	1.4MHz	QPSK	26047	6RB#0	21.57	PASS
Band25	1.4MHz	QPSK	26365	1RB#0	22.56	PASS
Band25	1.4MHz	QPSK	26365	1RB#2	22.52	PASS
Band25	1.4MHz	QPSK	26365	1RB#5	22.54	PASS
Band25	1.4MHz	QPSK	26365	3RB#0	22.55	PASS
Band25	1.4MHz	QPSK	26365	3RB#1	22.56	PASS
Band25	1.4MHz	QPSK	26365	3RB#3	22.54	PASS
Band25	1.4MHz	QPSK	26365	6RB#0	21.68	PASS
Band25	1.4MHz	QPSK	26683	1RB#0	22.11	PASS
Band25	1.4MHz	QPSK	26683	1RB#2	22.17	PASS
Band25	1.4MHz	QPSK	26683	1RB#5	22.03	PASS
Band25	1.4MHz	QPSK	26683	3RB#0	22.05	PASS
Band25	1.4MHz	QPSK	26683	3RB#1	22.07	PASS
Band25	1.4MHz	QPSK	26683	3RB#3	22.04	PASS
Band25	1.4MHz	QPSK	26683	6RB#0	21.13	PASS
Band25	1.4MHz	16QAM	26047	1RB#0	21.67	PASS
Band25	1.4MHz	16QAM	26047	1RB#2	21.77	PASS
Band25	1.4MHz	16QAM	26047	1RB#5	21.65	PASS
Band25	1.4MHz	16QAM	26047	3RB#0	21.45	PASS
Band25	1.4MHz	16QAM	26047	3RB#1	21.48	PASS
Band25	1.4MHz	16QAM	26047	3RB#3	21.56	PASS
Band25	1.4MHz	16QAM	26047	6RB#0	20.70	PASS
Band25	1.4MHz	16QAM	26365	1RB#0	21.80	PASS
Band25	1.4MHz	16QAM	26365	1RB#2	21.95	PASS
Band25	1.4MHz	16QAM	26365	1RB#5	21.83	PASS
Band25	1.4MHz	16QAM	26365	3RB#0	21.52	PASS
Band25	1.4MHz	16QAM	26365	3RB#1	21.51	PASS
Band25	1.4MHz	16QAM	26365	3RB#3	21.49	PASS
Band25	1.4MHz	16QAM	26365	6RB#0	20.66	PASS

Band25	1.4MHz	16QAM	26683	1RB#0	21.23	PASS
Band25	1.4MHz	16QAM	26683	1RB#2	21.48	PASS
Band25	1.4MHz	16QAM	26683	1RB#5	21.19	PASS
Band25	1.4MHz	16QAM	26683	3RB#0	21.20	PASS
Band25	1.4MHz	16QAM	26683	3RB#1	21.07	PASS
Band25	1.4MHz	16QAM	26683	3RB#3	21.08	PASS
Band25	1.4MHz	16QAM	26683	6RB#0	20.01	PASS
Band25	3MHz	QPSK	26055	1RB#0	22.52	PASS
Band25	3MHz	QPSK	26055	1RB#8	22.56	PASS
Band25	3MHz	QPSK	26055	1RB#14	22.59	PASS
Band25	3MHz	QPSK	26055	8RB#0	21.61	PASS
Band25	3MHz	QPSK	26055	8RB#4	21.65	PASS
Band25	3MHz	QPSK	26055	8RB#7	21.62	PASS
Band25	3MHz	QPSK	26055	15RB#0	21.63	PASS
Band25	3MHz	QPSK	26365	1RB#0	22.62	PASS
Band25	3MHz	QPSK	26365	1RB#8	22.63	PASS
Band25	3MHz	QPSK	26365	1RB#14	22.62	PASS
Band25	3MHz	QPSK	26365	8RB#0	21.68	PASS
Band25	3MHz	QPSK	26365	8RB#4	21.65	PASS
Band25	3MHz	QPSK	26365	8RB#7	21.77	PASS
Band25	3MHz	QPSK	26365	15RB#0	21.73	PASS
Band25	3MHz	QPSK	26675	1RB#0	22.20	PASS
Band25	3MHz	QPSK	26675	1RB#8	22.12	PASS
Band25	3MHz	QPSK	26675	1RB#14	22.19	PASS
Band25	3MHz	QPSK	26675	8RB#0	21.23	PASS
Band25	3MHz	QPSK	26675	8RB#4	21.23	PASS
Band25	3MHz	QPSK	26675	8RB#7	21.22	PASS
Band25	3MHz	QPSK	26675	15RB#0	21.27	PASS
Band25	3MHz	16QAM	26055	1RB#0	21.92	PASS
Band25	3MHz	16QAM	26055	1RB#8	21.78	PASS
Band25	3MHz	16QAM	26055	1RB#14	21.82	PASS
Band25	3MHz	16QAM	26055	8RB#0	20.64	PASS
Band25	3MHz	16QAM	26055	8RB#4	20.64	PASS
Band25	3MHz	16QAM	26055	8RB#7	20.70	PASS
Band25	3MHz	16QAM	26055	15RB#0	20.63	PASS
Band25	3MHz	16QAM	26365	1RB#0	22.00	PASS
Band25	3MHz	16QAM	26365	1RB#8	22.03	PASS

Band25	3MHz	16QAM	26365	1RB#14	21.88	PASS
Band25	3MHz	16QAM	26365	8RB#0	20.68	PASS
Band25	3MHz	16QAM	26365	8RB#4	20.75	PASS
Band25	3MHz	16QAM	26365	8RB#7	20.75	PASS
Band25	3MHz	16QAM	26365	15RB#0	20.70	PASS
Band25	3MHz	16QAM	26675	1RB#0	21.50	PASS
Band25	3MHz	16QAM	26675	1RB#8	21.44	PASS
Band25	3MHz	16QAM	26675	1RB#14	21.39	PASS
Band25	3MHz	16QAM	26675	8RB#0	20.25	PASS
Band25	3MHz	16QAM	26675	8RB#4	20.25	PASS
Band25	3MHz	16QAM	26675	8RB#7	20.28	PASS
Band25	3MHz	16QAM	26675	15RB#0	20.19	PASS
Band25	5MHz	QPSK	26065	1RB#0	22.68	PASS
Band25	5MHz	QPSK	26065	1RB#12	22.66	PASS
Band25	5MHz	QPSK	26065	1RB#24	22.70	PASS
Band25	5MHz	QPSK	26065	12RB#0	21.66	PASS
Band25	5MHz	QPSK	26065	12RB#6	21.69	PASS
Band25	5MHz	QPSK	26065	12RB#13	21.69	PASS
Band25	5MHz	QPSK	26065	25RB#0	21.73	PASS
Band25	5MHz	QPSK	26365	1RB#0	22.79	PASS
Band25	5MHz	QPSK	26365	1RB#12	22.78	PASS
Band25	5MHz	QPSK	26365	1RB#24	22.61	PASS
Band25	5MHz	QPSK	26365	12RB#0	21.74	PASS
Band25	5MHz	QPSK	26365	12RB#6	21.71	PASS
Band25	5MHz	QPSK	26365	12RB#13	21.78	PASS
Band25	5MHz	QPSK	26365	25RB#0	21.76	PASS
Band25	5MHz	QPSK	26665	1RB#0	22.41	PASS
Band25	5MHz	QPSK	26665	1RB#12	22.25	PASS
Band25	5MHz	QPSK	26665	1RB#24	22.24	PASS
Band25	5MHz	QPSK	26665	12RB#0	21.35	PASS
Band25	5MHz	QPSK	26665	12RB#6	21.36	PASS
Band25	5MHz	QPSK	26665	12RB#13	21.27	PASS
Band25	5MHz	QPSK	26665	25RB#0	21.29	PASS
Band25	5MHz	16QAM	26065	1RB#0	21.56	PASS
Band25	5MHz	16QAM	26065	1RB#12	21.82	PASS
Band25	5MHz	16QAM	26065	1RB#24	21.78	PASS
Band25	5MHz	16QAM	26065	12RB#0	20.66	PASS

Band25	5MHz	16QAM	26065	12RB#6	20.65	PASS
Band25	5MHz	16QAM	26065	12RB#13	20.68	PASS
Band25	5MHz	16QAM	26065	25RB#0	20.71	PASS
Band25	5MHz	16QAM	26365	1RB#0	21.89	PASS
Band25	5MHz	16QAM	26365	1RB#12	21.77	PASS
Band25	5MHz	16QAM	26365	1RB#24	21.87	PASS
Band25	5MHz	16QAM	26365	12RB#0	20.74	PASS
Band25	5MHz	16QAM	26365	12RB#6	20.65	PASS
Band25	5MHz	16QAM	26365	12RB#13	20.76	PASS
Band25	5MHz	16QAM	26365	25RB#0	20.77	PASS
Band25	5MHz	16QAM	26665	1RB#0	21.68	PASS
Band25	5MHz	16QAM	26665	1RB#12	21.60	PASS
Band25	5MHz	16QAM	26665	1RB#24	21.56	PASS
Band25	5MHz	16QAM	26665	12RB#0	20.37	PASS
Band25	5MHz	16QAM	26665	12RB#6	20.35	PASS
Band25	5MHz	16QAM	26665	12RB#13	20.30	PASS
Band25	5MHz	16QAM	26665	25RB#0	20.34	PASS
Band25	10MHz	QPSK	26090	1RB#0	22.54	PASS
Band25	10MHz	QPSK	26090	1RB#24	22.54	PASS
Band25	10MHz	QPSK	26090	1RB#49	22.74	PASS
Band25	10MHz	QPSK	26090	25RB#0	21.72	PASS
Band25	10MHz	QPSK	26090	25RB#12	21.73	PASS
Band25	10MHz	QPSK	26090	25RB#25	21.81	PASS
Band25	10MHz	QPSK	26090	50RB#0	21.77	PASS
Band25	10MHz	QPSK	26365	1RB#0	22.67	PASS
Band25	10MHz	QPSK	26365	1RB#24	22.63	PASS
Band25	10MHz	QPSK	26365	1RB#49	22.65	PASS
Band25	10MHz	QPSK	26365	25RB#0	21.74	PASS
Band25	10MHz	QPSK	26365	25RB#12	21.73	PASS
Band25	10MHz	QPSK	26365	25RB#25	21.80	PASS
Band25	10MHz	QPSK	26365	50RB#0	21.80	PASS
Band25	10MHz	QPSK	26640	1RB#0	22.44	PASS
Band25	10MHz	QPSK	26640	1RB#24	22.33	PASS
Band25	10MHz	QPSK	26640	1RB#49	22.16	PASS
Band25	10MHz	QPSK	26640	25RB#0	21.33	PASS
Band25	10MHz	QPSK	26640	25RB#12	21.36	PASS
Band25	10MHz	QPSK	26640	25RB#25	21.31	PASS

Band25	10MHz	QPSK	26640	50RB#0	21.36	PASS
Band25	10MHz	16QAM	26090	1RB#0	21.79	PASS
Band25	10MHz	16QAM	26090	1RB#24	21.89	PASS
Band25	10MHz	16QAM	26090	1RB#49	21.91	PASS
Band25	10MHz	16QAM	26090	25RB#0	20.71	PASS
Band25	10MHz	16QAM	26090	25RB#12	20.74	PASS
Band25	10MHz	16QAM	26090	25RB#25	20.83	PASS
Band25	10MHz	16QAM	26090	50RB#0	20.75	PASS
Band25	10MHz	16QAM	26365	1RB#0	21.93	PASS
Band25	10MHz	16QAM	26365	1RB#24	21.85	PASS
Band25	10MHz	16QAM	26365	1RB#49	22.03	PASS
Band25	10MHz	16QAM	26365	25RB#0	20.72	PASS
Band25	10MHz	16QAM	26365	25RB#12	20.72	PASS
Band25	10MHz	16QAM	26365	25RB#25	20.78	PASS
Band25	10MHz	16QAM	26365	50RB#0	20.78	PASS
Band25	10MHz	16QAM	26640	1RB#0	21.67	PASS
Band25	10MHz	16QAM	26640	1RB#24	21.27	PASS
Band25	10MHz	16QAM	26640	1RB#49	21.37	PASS
Band25	10MHz	16QAM	26640	25RB#0	20.47	PASS
Band25	10MHz	16QAM	26640	25RB#12	20.44	PASS
Band25	10MHz	16QAM	26640	25RB#25	20.38	PASS
Band25	10MHz	16QAM	26640	50RB#0	20.37	PASS
Band25	15MHz	QPSK	26115	1RB#0	22.48	PASS
Band25	15MHz	QPSK	26115	1RB#38	22.42	PASS
Band25	15MHz	QPSK	26115	1RB#74	22.55	PASS
Band25	15MHz	QPSK	26115	38RB#0	21.69	PASS
Band25	15MHz	QPSK	26115	38RB#18	21.70	PASS
Band25	15MHz	QPSK	26115	38RB#37	21.70	PASS
Band25	15MHz	QPSK	26115	75RB#0	21.70	PASS
Band25	15MHz	QPSK	26365	1RB#0	22.58	PASS
Band25	15MHz	QPSK	26365	1RB#38	22.44	PASS
Band25	15MHz	QPSK	26365	1RB#74	22.52	PASS
Band25	15MHz	QPSK	26365	38RB#0	21.72	PASS
Band25	15MHz	QPSK	26365	38RB#18	21.74	PASS
Band25	15MHz	QPSK	26365	38RB#37	21.75	PASS
Band25	15MHz	QPSK	26365	75RB#0	21.75	PASS
Band25	15MHz	QPSK	26615	1RB#0	22.37	PASS

Band25	15MHz	QPSK	26615	1RB#38	22.08	PASS
Band25	15MHz	QPSK	26615	1RB#74	21.86	PASS
Band25	15MHz	QPSK	26615	38RB#0	21.34	PASS
Band25	15MHz	QPSK	26615	38RB#18	21.30	PASS
Band25	15MHz	QPSK	26615	38RB#37	21.31	PASS
Band25	15MHz	QPSK	26615	75RB#0	21.31	PASS
Band25	15MHz	16QAM	26115	1RB#0	21.69	PASS
Band25	15MHz	16QAM	26115	1RB#38	21.87	PASS
Band25	15MHz	16QAM	26115	1RB#74	21.85	PASS
Band25	15MHz	16QAM	26115	38RB#0	21.69	PASS
Band25	15MHz	16QAM	26115	38RB#18	21.70	PASS
Band25	15MHz	16QAM	26115	38RB#37	21.70	PASS
Band25	15MHz	16QAM	26115	75RB#0	20.64	PASS
Band25	15MHz	16QAM	26365	1RB#0	21.87	PASS
Band25	15MHz	16QAM	26365	1RB#38	21.70	PASS
Band25	15MHz	16QAM	26365	1RB#74	21.83	PASS
Band25	15MHz	16QAM	26365	38RB#0	21.73	PASS
Band25	15MHz	16QAM	26365	38RB#18	21.74	PASS
Band25	15MHz	16QAM	26365	38RB#37	21.75	PASS
Band25	15MHz	16QAM	26365	75RB#0	20.68	PASS
Band25	15MHz	16QAM	26615	1RB#0	21.61	PASS
Band25	15MHz	16QAM	26615	1RB#38	21.29	PASS
Band25	15MHz	16QAM	26615	1RB#74	21.11	PASS
Band25	15MHz	16QAM	26615	38RB#0	21.31	PASS
Band25	15MHz	16QAM	26615	38RB#18	21.34	PASS
Band25	15MHz	16QAM	26615	38RB#37	21.29	PASS
Band25	15MHz	16QAM	26615	75RB#0	20.22	PASS
Band25	20MHz	QPSK	26140	1RB#0	22.49	PASS
Band25	20MHz	QPSK	26140	1RB#49	22.58	PASS
Band25	20MHz	QPSK	26140	1RB#99	22.51	PASS
Band25	20MHz	QPSK	26140	50RB#0	21.58	PASS
Band25	20MHz	QPSK	26140	50RB#25	21.56	PASS
Band25	20MHz	QPSK	26140	50RB#50	21.66	PASS
Band25	20MHz	QPSK	26140	100RB#0	21.67	PASS
Band25	20MHz	QPSK	26365	1RB#0	**22.80**	PASS
Band25	20MHz	QPSK	26365	1RB#49	22.44	PASS
Band25	20MHz	QPSK	26365	1RB#99	22.47	PASS

Band25	20MHz	QPSK	26365	50RB#0	21.58	PASS
Band25	20MHz	QPSK	26365	50RB#25	21.53	PASS
Band25	20MHz	QPSK	26365	50RB#50	21.52	PASS
Band25	20MHz	QPSK	26365	100RB#0	21.59	PASS
Band25	20MHz	QPSK	26590	1RB#0	22.50	PASS
Band25	20MHz	QPSK	26590	1RB#49	22.07	PASS
Band25	20MHz	QPSK	26590	1RB#99	21.79	PASS
Band25	20MHz	QPSK	26590	50RB#0	21.32	PASS
Band25	20MHz	QPSK	26590	50RB#25	21.32	PASS
Band25	20MHz	QPSK	26590	50RB#50	21.10	PASS
Band25	20MHz	QPSK	26590	100RB#0	21.23	PASS
Band25	20MHz	16QAM	26140	1RB#0	21.72	PASS
Band25	20MHz	16QAM	26140	1RB#49	21.60	PASS
Band25	20MHz	16QAM	26140	1RB#99	21.73	PASS
Band25	20MHz	16QAM	26140	50RB#0	20.63	PASS
Band25	20MHz	16QAM	26140	50RB#25	20.58	PASS
Band25	20MHz	16QAM	26140	50RB#50	20.65	PASS
Band25	20MHz	16QAM	26140	100RB#0	20.64	PASS
Band25	20MHz	16QAM	26365	1RB#0	21.83	PASS
Band25	20MHz	16QAM	26365	1RB#49	21.71	PASS
Band25	20MHz	16QAM	26365	1RB#99	21.72	PASS
Band25	20MHz	16QAM	26365	50RB#0	20.57	PASS
Band25	20MHz	16QAM	26365	50RB#25	20.57	PASS
Band25	20MHz	16QAM	26365	50RB#50	20.54	PASS
Band25	20MHz	16QAM	26365	100RB#0	20.63	PASS
Band25	20MHz	16QAM	26590	1RB#0	21.50	PASS
Band25	20MHz	16QAM	26590	1RB#49	21.17	PASS
Band25	20MHz	16QAM	26590	1RB#99	20.87	PASS
Band25	20MHz	16QAM	26590	50RB#0	20.30	PASS
Band25	20MHz	16QAM	26590	50RB#25	20.31	PASS
Band25	20MHz	16QAM	26590	50RB#50	20.10	PASS
Band25	20MHz	16QAM	26590	100RB#0	20.17	PASS

Band	Bandwidth	Modulation	Channel	RB Configuration	Result(dBm)	Verdict
Band38	5MHz	QPSK	37775	1RB#0	22.01	PASS
Band38	5MHz	QPSK	37775	1RB#12	21.95	PASS
Band38	5MHz	QPSK	37775	1RB#24	21.94	PASS
Band38	5MHz	QPSK	37775	12RB#0	21.09	PASS
Band38	5MHz	QPSK	37775	12RB#6	21.02	PASS
Band38	5MHz	QPSK	37775	12RB#13	20.97	PASS
Band38	5MHz	QPSK	37775	25RB#0	21.02	PASS
Band38	5MHz	QPSK	38000	1RB#0	22.26	PASS
Band38	5MHz	QPSK	38000	1RB#12	22.23	PASS
Band38	5MHz	QPSK	38000	1RB#24	22.21	PASS
Band38	5MHz	QPSK	38000	12RB#0	21.32	PASS
Band38	5MHz	QPSK	38000	12RB#6	21.30	PASS
Band38	5MHz	QPSK	38000	12RB#13	21.39	PASS
Band38	5MHz	QPSK	38000	25RB#0	21.29	PASS
Band38	5MHz	QPSK	38225	1RB#0	22.53	PASS
Band38	5MHz	QPSK	38225	1RB#12	22.41	PASS
Band38	5MHz	QPSK	38225	1RB#24	22.58	PASS
Band38	5MHz	QPSK	38225	12RB#0	21.59	PASS
Band38	5MHz	QPSK	38225	12RB#6	21.60	PASS
Band38	5MHz	QPSK	38225	12RB#13	21.60	PASS
Band38	5MHz	QPSK	38225	25RB#0	21.62	PASS
Band38	5MHz	16QAM	37775	1RB#0	21.22	PASS
Band38	5MHz	16QAM	37775	1RB#12	21.24	PASS
Band38	5MHz	16QAM	37775	1RB#24	21.03	PASS
Band38	5MHz	16QAM	37775	12RB#0	19.99	PASS
Band38	5MHz	16QAM	37775	12RB#6	20.01	PASS
Band38	5MHz	16QAM	37775	12RB#13	20.01	PASS
Band38	5MHz	16QAM	37775	25RB#0	20.06	PASS
Band38	5MHz	16QAM	38000	1RB#0	21.73	PASS
Band38	5MHz	16QAM	38000	1RB#12	21.70	PASS
Band38	5MHz	16QAM	38000	1RB#24	21.67	PASS
Band38	5MHz	16QAM	38000	12RB#0	20.35	PASS
Band38	5MHz	16QAM	38000	12RB#6	20.36	PASS
Band38	5MHz	16QAM	38000	12RB#13	20.42	PASS
Band38	5MHz	16QAM	38000	25RB#0	20.33	PASS

Band38	5MHz	16QAM	38225	1RB#0	21.99	PASS
Band38	5MHz	16QAM	38225	1RB#12	21.99	PASS
Band38	5MHz	16QAM	38225	1RB#24	21.90	PASS
Band38	5MHz	16QAM	38225	12RB#0	20.60	PASS
Band38	5MHz	16QAM	38225	12RB#6	20.57	PASS
Band38	5MHz	16QAM	38225	12RB#13	20.60	PASS
Band38	5MHz	16QAM	38225	25RB#0	20.64	PASS
Band38	10MHz	QPSK	37800	1RB#0	21.97	PASS
Band38	10MHz	QPSK	37800	1RB#24	22.08	PASS
Band38	10MHz	QPSK	37800	1RB#49	21.93	PASS
Band38	10MHz	QPSK	37800	25RB#0	21.08	PASS
Band38	10MHz	QPSK	37800	25RB#12	21.06	PASS
Band38	10MHz	QPSK	37800	25RB#25	20.99	PASS
Band38	10MHz	QPSK	37800	50RB#0	21.03	PASS
Band38	10MHz	QPSK	38000	1RB#0	22.26	PASS
Band38	10MHz	QPSK	38000	1RB#24	22.25	PASS
Band38	10MHz	QPSK	38000	1RB#49	22.33	PASS
Band38	10MHz	QPSK	38000	25RB#0	21.37	PASS
Band38	10MHz	QPSK	38000	25RB#12	21.33	PASS
Band38	10MHz	QPSK	38000	25RB#25	21.45	PASS
Band38	10MHz	QPSK	38000	50RB#0	21.32	PASS
Band38	10MHz	QPSK	38200	1RB#0	22.48	PASS
Band38	10MHz	QPSK	38200	1RB#24	22.45	PASS
Band38	10MHz	QPSK	38200	1RB#49	22.47	PASS
Band38	10MHz	QPSK	38200	25RB#0	21.47	PASS
Band38	10MHz	QPSK	38200	25RB#12	21.57	PASS
Band38	10MHz	QPSK	38200	25RB#25	21.61	PASS
Band38	10MHz	QPSK	38200	50RB#0	21.51	PASS
Band38	10MHz	16QAM	37800	1RB#0	21.48	PASS
Band38	10MHz	16QAM	37800	1RB#24	21.36	PASS
Band38	10MHz	16QAM	37800	1RB#49	21.41	PASS
Band38	10MHz	16QAM	37800	25RB#0	20.13	PASS
Band38	10MHz	16QAM	37800	25RB#12	20.15	PASS
Band38	10MHz	16QAM	37800	25RB#25	20.15	PASS
Band38	10MHz	16QAM	37800	50RB#0	20.04	PASS
Band38	10MHz	16QAM	38000	1RB#0	21.21	PASS
Band38	10MHz	16QAM	38000	1RB#24	21.25	PASS

Band38	10MHz	16QAM	38000	1RB#49	21.29	PASS
Band38	10MHz	16QAM	38000	25RB#0	20.25	PASS
Band38	10MHz	16QAM	38000	25RB#12	20.29	PASS
Band38	10MHz	16QAM	38000	25RB#25	20.40	PASS
Band38	10MHz	16QAM	38000	50RB#0	20.36	PASS
Band38	10MHz	16QAM	38200	1RB#0	22.05	PASS
Band38	10MHz	16QAM	38200	1RB#24	21.93	PASS
Band38	10MHz	16QAM	38200	1RB#49	21.99	PASS
Band38	10MHz	16QAM	38200	25RB#0	20.60	PASS
Band38	10MHz	16QAM	38200	25RB#12	20.62	PASS
Band38	10MHz	16QAM	38200	25RB#25	20.67	PASS
Band38	10MHz	16QAM	38200	50RB#0	20.51	PASS
Band38	15MHz	QPSK	37825	1RB#0	21.95	PASS
Band38	15MHz	QPSK	37825	1RB#38	21.83	PASS
Band38	15MHz	QPSK	37825	1RB#74	21.91	PASS
Band38	15MHz	QPSK	37825	38RB#0	20.94	PASS
Band38	15MHz	QPSK	37825	38RB#18	20.95	PASS
Band38	15MHz	QPSK	37825	38RB#37	20.94	PASS
Band38	15MHz	QPSK	37825	75RB#0	20.94	PASS
Band38	15MHz	QPSK	38000	1RB#0	22.25	PASS
Band38	15MHz	QPSK	38000	1RB#38	22.39	PASS
Band38	15MHz	QPSK	38000	1RB#74	22.22	PASS
Band38	15MHz	QPSK	38000	38RB#0	21.19	PASS
Band38	15MHz	QPSK	38000	38RB#18	21.21	PASS
Band38	15MHz	QPSK	38000	38RB#37	21.15	PASS
Band38	15MHz	QPSK	38000	75RB#0	21.13	PASS
Band38	15MHz	QPSK	38175	1RB#0	22.36	PASS
Band38	15MHz	QPSK	38175	1RB#38	22.34	PASS
Band38	15MHz	QPSK	38175	1RB#74	22.38	PASS
Band38	15MHz	QPSK	38175	38RB#0	21.30	PASS
Band38	15MHz	QPSK	38175	38RB#18	21.33	PASS
Band38	15MHz	QPSK	38175	38RB#37	21.32	PASS
Band38	15MHz	QPSK	38175	75RB#0	21.34	PASS
Band38	15MHz	16QAM	37825	1RB#0	21.44	PASS
Band38	15MHz	16QAM	37825	1RB#38	21.35	PASS
Band38	15MHz	16QAM	37825	1RB#74	21.37	PASS
Band38	15MHz	16QAM	37825	38RB#0	20.94	PASS

Band38	15MHz	16QAM	37825	38RB#18	20.95	PASS
Band38	15MHz	16QAM	37825	38RB#37	20.96	PASS
Band38	15MHz	16QAM	37825	75RB#0	20.02	PASS
Band38	15MHz	16QAM	38000	1RB#0	21.33	PASS
Band38	15MHz	16QAM	38000	1RB#38	21.46	PASS
Band38	15MHz	16QAM	38000	1RB#74	21.39	PASS
Band38	15MHz	16QAM	38000	38RB#0	21.15	PASS
Band38	15MHz	16QAM	38000	38RB#18	21.16	PASS
Band38	15MHz	16QAM	38000	38RB#37	21.20	PASS
Band38	15MHz	16QAM	38000	75RB#0	20.20	PASS
Band38	15MHz	16QAM	38175	1RB#0	21.87	PASS
Band38	15MHz	16QAM	38175	1RB#38	21.84	PASS
Band38	15MHz	16QAM	38175	1RB#74	21.81	PASS
Band38	15MHz	16QAM	38175	38RB#0	21.31	PASS
Band38	15MHz	16QAM	38175	38RB#18	21.34	PASS
Band38	15MHz	16QAM	38175	38RB#37	21.33	PASS
Band38	15MHz	16QAM	38175	75RB#0	20.39	PASS
Band38	20MHz	QPSK	37850	1RB#0	21.94	PASS
Band38	20MHz	QPSK	37850	1RB#49	21.90	PASS
Band38	20MHz	QPSK	37850	1RB#99	22.07	PASS
Band38	20MHz	QPSK	37850	50RB#0	20.95	PASS
Band38	20MHz	QPSK	37850	50RB#25	20.94	PASS
Band38	20MHz	QPSK	37850	50RB#50	21.10	PASS
Band38	20MHz	QPSK	37850	100RB#0	21.01	PASS
Band38	20MHz	QPSK	38000	1RB#0	22.16	PASS
Band38	20MHz	QPSK	38000	1RB#49	22.34	PASS
Band38	20MHz	QPSK	38000	1RB#99	22.35	PASS
Band38	20MHz	QPSK	38000	50RB#0	21.17	PASS
Band38	20MHz	QPSK	38000	50RB#25	21.19	PASS
Band38	20MHz	QPSK	38000	50RB#50	21.30	PASS
Band38	20MHz	QPSK	38000	100RB#0	21.21	PASS
Band38	20MHz	QPSK	38150	1RB#0	**22.65**	PASS
Band38	20MHz	QPSK	38150	1RB#49	22.37	PASS
Band38	20MHz	QPSK	38150	1RB#99	22.39	PASS
Band38	20MHz	QPSK	38150	50RB#0	21.35	PASS
Band38	20MHz	QPSK	38150	50RB#25	21.39	PASS
Band38	20MHz	QPSK	38150	50RB#50	21.42	PASS

Band38	20MHz	QPSK	38150	100RB#0	21.35	PASS
Band38	20MHz	16QAM	37850	1RB#0	21.20	PASS
Band38	20MHz	16QAM	37850	1RB#49	21.24	PASS
Band38	20MHz	16QAM	37850	1RB#99	21.38	PASS
Band38	20MHz	16QAM	37850	50RB#0	19.98	PASS
Band38	20MHz	16QAM	37850	50RB#25	19.94	PASS
Band38	20MHz	16QAM	37850	50RB#50	20.09	PASS
Band38	20MHz	16QAM	37850	100RB#0	20.02	PASS
Band38	20MHz	16QAM	38000	1RB#0	20.83	PASS
Band38	20MHz	16QAM	38000	1RB#49	20.95	PASS
Band38	20MHz	16QAM	38000	1RB#99	20.91	PASS
Band38	20MHz	16QAM	38000	50RB#0	20.23	PASS
Band38	20MHz	16QAM	38000	50RB#25	20.24	PASS
Band38	20MHz	16QAM	38000	50RB#50	20.34	PASS
Band38	20MHz	16QAM	38000	100RB#0	20.22	PASS
Band38	20MHz	16QAM	38150	1RB#0	21.65	PASS
Band38	20MHz	16QAM	38150	1RB#49	21.59	PASS
Band38	20MHz	16QAM	38150	1RB#99	21.64	PASS
Band38	20MHz	16QAM	38150	50RB#0	20.36	PASS
Band38	20MHz	16QAM	38150	50RB#25	20.38	PASS
Band38	20MHz	16QAM	38150	50RB#50	20.45	PASS
Band38	20MHz	16QAM	38150	100RB#0	20.36	PASS

LTE Band 38CA

Band	Bandwidth	Modulation	Channel	RB Configuration	Result(dBm)	Verdict
38-38	15MHz-15MHz	QPSK-QPSK	37825-37975	1RB#0-0RB#0	22.07	PASS
38-38	15MHz-15MHz	16QAM-16QAM	37825-37975	1RB#0-0RB#0	21.32	PASS
38-38	15MHz-15MHz	64QAM-64QAM	37825-37975	1RB#0-0RB#0	21.31	PASS
38-38	15MHz-15MHz	QPSK-QPSK	37825-37975	1RB#74-0RB#0	21.93	PASS
38-38	15MHz-15MHz	16QAM-16QAM	37825-37975	1RB#74-0RB#0	21.25	PASS
38-38	15MHz-15MHz	64QAM-64QAM	37825-37975	1RB#74-0RB#0	21.26	PASS
38-38	15MHz-15MHz	QPSK-QPSK	37825-37975	1RB#0-1RB#74	14.43	PASS
38-38	15MHz-15MHz	16QAM-16QAM	37825-37975	1RB#0-1RB#74	14.66	PASS
38-38	15MHz-15MHz	64QAM-64QAM	37825-37975	1RB#0-1RB#74	14.66	PASS
38-38	15MHz-15MHz	QPSK-QPSK	37825-37975	16RB#0-0RB#0	22.00	PASS
38-38	15MHz-15MHz	16QAM-16QAM	37825-37975	16RB#0-0RB#0	21.17	PASS
38-38	15MHz-15MHz	64QAM-64QAM	37825-37975	16RB#0-0RB#0	21.18	PASS

38-38	15MHz-15MHz	QPSK-QPSK	37825-37975	75RB#0-75RB#0	20.95	PASS
38-38	15MHz-15MHz	16QAM-16QAM	37825-37975	75RB#0-75RB#0	19.94	PASS
38-38	15MHz-15MHz	64QAM-64QAM	37825-37975	75RB#0-75RB#0	19.97	PASS
38-38	15MHz-15MHz	QPSK-QPSK	37925-38075	1RB#0-0RB#0	21.98	PASS
38-38	15MHz-15MHz	16QAM-16QAM	37925-38075	1RB#0-0RB#0	21.34	PASS
38-38	15MHz-15MHz	64QAM-64QAM	37925-38075	1RB#0-0RB#0	21.33	PASS
38-38	15MHz-15MHz	QPSK-QPSK	37925-38075	1RB#74-0RB#0	22.08	PASS
38-38	15MHz-15MHz	16QAM-16QAM	37925-38075	1RB#74-0RB#0	21.51	PASS
38-38	15MHz-15MHz	64QAM-64QAM	37925-38075	1RB#74-0RB#0	21.52	PASS
38-38	15MHz-15MHz	QPSK-QPSK	37925-38075	1RB#0-1RB#74	14.44	PASS
38-38	15MHz-15MHz	16QAM-16QAM	37925-38075	1RB#0-1RB#74	14.71	PASS
38-38	15MHz-15MHz	64QAM-64QAM	37925-38075	1RB#0-1RB#74	14.71	PASS
38-38	15MHz-15MHz	QPSK-QPSK	37925-38075	16RB#0-0RB#0	22.08	PASS
38-38	15MHz-15MHz	16QAM-16QAM	37925-38075	16RB#0-0RB#0	21.21	PASS
38-38	15MHz-15MHz	64QAM-64QAM	37925-38075	16RB#0-0RB#0	21.21	PASS
38-38	15MHz-15MHz	QPSK-QPSK	37925-38075	75RB#0-75RB#0	21.08	PASS
38-38	15MHz-15MHz	16QAM-16QAM	37925-38075	75RB#0-75RB#0	20.16	PASS
38-38	15MHz-15MHz	64QAM-64QAM	37925-38075	75RB#0-75RB#0	20.12	PASS
38-38	15MHz-15MHz	QPSK-QPSK	38025-38175	1RB#0-0RB#0	22.18	PASS
38-38	15MHz-15MHz	16QAM-16QAM	38025-38175	1RB#0-0RB#0	21.60	PASS
38-38	15MHz-15MHz	64QAM-64QAM	38025-38175	1RB#0-0RB#0	21.63	PASS
38-38	15MHz-15MHz	QPSK-QPSK	38025-38175	1RB#74-0RB#0	22.20	PASS
38-38	15MHz-15MHz	16QAM-16QAM	38025-38175	1RB#74-0RB#0	21.57	PASS
38-38	15MHz-15MHz	64QAM-64QAM	38025-38175	1RB#74-0RB#0	21.57	PASS
38-38	15MHz-15MHz	QPSK-QPSK	38025-38175	1RB#0-1RB#74	14.64	PASS
38-38	15MHz-15MHz	16QAM-16QAM	38025-38175	1RB#0-1RB#74	14.91	PASS
38-38	15MHz-15MHz	64QAM-64QAM	38025-38175	1RB#0-1RB#74	14.95	PASS
38-38	15MHz-15MHz	QPSK-QPSK	38025-38175	16RB#0-0RB#0	22.31	PASS
38-38	15MHz-15MHz	16QAM-16QAM	38025-38175	16RB#0-0RB#0	21.48	PASS
38-38	15MHz-15MHz	64QAM-64QAM	38025-38175	16RB#0-0RB#0	21.50	PASS
38-38	15MHz-15MHz	QPSK-QPSK	38025-38175	75RB#0-75RB#0	21.24	PASS
38-38	15MHz-15MHz	16QAM-16QAM	38025-38175	75RB#0-75RB#0	20.32	PASS
38-38	15MHz-15MHz	64QAM-64QAM	38025-38175	75RB#0-75RB#0	20.32	PASS
38-38	20MHz-20MHz	QPSK-QPSK	37850-38048	1RB#0-0RB#0	21.96	PASS
38-38	20MHz-20MHz	16QAM-16QAM	37850-38048	1RB#0-0RB#0	20.98	PASS
38-38	20MHz-20MHz	64QAM-64QAM	37850-38048	1RB#0-0RB#0	20.97	PASS
38-38	20MHz-20MHz	QPSK-QPSK	37850-38048	1RB#99-0RB#0	22.02	PASS
38-38	20MHz-20MHz	16QAM-16QAM	37850-38048	1RB#99-0RB#0	21.02	PASS
38-38	20MHz-20MHz	64QAM-64QAM	37850-38048	1RB#99-0RB#0	21.13	PASS
38-38	20MHz-20MHz	QPSK-QPSK	37850-38048	1RB#0-1RB#99	14.41	PASS
38-38	20MHz-20MHz	16QAM-16QAM	37850-38048	1RB#0-1RB#99	14.65	PASS
38-38	20MHz-20MHz	64QAM-64QAM	37850-38048	1RB#0-1RB#99	14.45	PASS

38-38	20MHz-20MHz	QPSK-QPSK	37850-38048	18RB#0-0RB#0	21.84	PASS
38-38	20MHz-20MHz	16QAM-16QAM	37850-38048	18RB#0-0RB#0	20.93	PASS
38-38	20MHz-20MHz	64QAM-64QAM	37850-38048	18RB#0-0RB#0	20.83	PASS
38-38	20MHz-20MHz	QPSK-QPSK	37850-38048	100RB#0-100RB#0	20.87	PASS
38-38	20MHz-20MHz	16QAM-16QAM	37850-38048	100RB#0-100RB#0	19.88	PASS
38-38	20MHz-20MHz	64QAM-64QAM	37850-38048	100RB#0-100RB#0	19.89	PASS
38-38	20MHz-20MHz	QPSK-QPSK	37901-38099	1RB#0-0RB#0	22.06	PASS
38-38	20MHz-20MHz	16QAM-16QAM	37901-38099	1RB#0-0RB#0	20.96	PASS
38-38	20MHz-20MHz	64QAM-64QAM	37901-38099	1RB#0-0RB#0	21.05	PASS
38-38	20MHz-20MHz	QPSK-QPSK	37901-38099	1RB#99-0RB#0	22.13	PASS
38-38	20MHz-20MHz	16QAM-16QAM	37901-38099	1RB#99-0RB#0	21.17	PASS
38-38	20MHz-20MHz	64QAM-64QAM	37901-38099	1RB#99-0RB#0	21.16	PASS
38-38	20MHz-20MHz	QPSK-QPSK	37901-38099	1RB#0-1RB#99	13.76	PASS
38-38	20MHz-20MHz	16QAM-16QAM	37901-38099	1RB#0-1RB#99	14.47	PASS
38-38	20MHz-20MHz	64QAM-64QAM	37901-38099	1RB#0-1RB#99	14.42	PASS
38-38	20MHz-20MHz	QPSK-QPSK	37901-38099	18RB#0-0RB#0	21.92	PASS
38-38	20MHz-20MHz	16QAM-16QAM	37901-38099	18RB#0-0RB#0	20.90	PASS
38-38	20MHz-20MHz	64QAM-64QAM	37901-38099	18RB#0-0RB#0	20.93	PASS
38-38	20MHz-20MHz	QPSK-QPSK	37901-38099	100RB#0-100RB#0	20.94	PASS
38-38	20MHz-20MHz	16QAM-16QAM	37901-38099	100RB#0-100RB#0	19.99	PASS
38-38	20MHz-20MHz	64QAM-64QAM	37901-38099	100RB#0-100RB#0	20.03	PASS
38-38	20MHz-20MHz	QPSK-QPSK	37952-38150	1RB#0-0RB#0	22.16	PASS
38-38	20MHz-20MHz	16QAM-16QAM	37952-38150	1RB#0-0RB#0	21.03	PASS
38-38	20MHz-20MHz	64QAM-64QAM	37952-38150	1RB#0-0RB#0	21.03	PASS
38-38	20MHz-20MHz	QPSK-QPSK	37952-38150	1RB#99-0RB#0	**22.32**	PASS
38-38	20MHz-20MHz	16QAM-16QAM	37952-38150	1RB#99-0RB#0	22.20	PASS
38-38	20MHz-20MHz	64QAM-64QAM	37952-38150	1RB#99-0RB#0	21.19	PASS
38-38	20MHz-20MHz	QPSK-QPSK	37952-38150	1RB#0-1RB#99	13.86	PASS
38-38	20MHz-20MHz	16QAM-16QAM	37952-38150	1RB#0-1RB#99	14.54	PASS
38-38	20MHz-20MHz	64QAM-64QAM	37952-38150	1RB#0-1RB#99	14.50	PASS
38-38	20MHz-20MHz	QPSK-QPSK	37952-38150	18RB#0-0RB#0	21.93	PASS
38-38	20MHz-20MHz	16QAM-16QAM	37952-38150	18RB#0-0RB#0	21.01	PASS
38-38	20MHz-20MHz	64QAM-64QAM	37952-38150	18RB#0-0RB#0	21.00	PASS
38-38	20MHz-20MHz	QPSK-QPSK	37952-38150	100RB#0-100RB#0	20.68	PASS
38-38	20MHz-20MHz	16QAM-16QAM	37952-38150	100RB#0-100RB#0	20.13	PASS
38-38	20MHz-20MHz	64QAM-64QAM	37952-38150	100RB#0-100RB#0	20.10	PASS

LTE Band 40: 2305-2315MHz

Band	Bandwidth	Modulation	Channel	RB Configuration	Result(dBm)	Verdict
Band40	10MHz	16QAM	38750	1RB#0	23.24	PASS
Band40	10MHz	16QAM	38750	1RB#24	23.65	PASS
Band40	10MHz	16QAM	38750	1RB#49	23.25	PASS
Band40	10MHz	16QAM	38750	25RB#0	22.05	PASS
Band40	10MHz	16QAM	38750	25RB#12	22.07	PASS
Band40	10MHz	16QAM	38750	25RB#25	21.95	PASS
Band40	10MHz	16QAM	38750	50RB#0	21.93	PASS
Band40	10MHz	QPSK	38750	1RB#0	**24.13**	PASS
Band40	10MHz	QPSK	38750	1RB#24	23.65	PASS
Band40	10MHz	QPSK	38750	1RB#49	23.65	PASS
Band40	10MHz	QPSK	38750	25RB#0	22.87	PASS
Band40	10MHz	QPSK	38750	25RB#12	22.84	PASS
Band40	10MHz	QPSK	38750	25RB#25	22.85	PASS
Band40	10MHz	QPSK	38750	50RB#0	22.84	PASS
Band40	5MHz	16QAM	38725	12RB#0	21.91	PASS
Band40	5MHz	16QAM	38725	12RB#13	21.95	PASS
Band40	5MHz	16QAM	38725	12RB#6	21.91	PASS
Band40	5MHz	16QAM	38725	1RB#0	23.16	PASS
Band40	5MHz	16QAM	38725	1RB#12	23.23	PASS
Band40	5MHz	16QAM	38725	1RB#24	23.12	PASS
Band40	5MHz	16QAM	38725	25RB#0	21.89	PASS
Band40	5MHz	16QAM	38750	12RB#0	21.92	PASS
Band40	5MHz	16QAM	38750	12RB#13	21.90	PASS
Band40	5MHz	16QAM	38750	12RB#6	21.90	PASS
Band40	5MHz	16QAM	38750	1RB#0	23.18	PASS
Band40	5MHz	16QAM	38750	1RB#12	23.25	PASS
Band40	5MHz	16QAM	38750	1RB#24	23.11	PASS
Band40	5MHz	16QAM	38750	25RB#0	21.89	PASS
Band40	5MHz	16QAM	38775	12RB#0	21.93	PASS
Band40	5MHz	16QAM	38775	12RB#13	21.95	PASS
Band40	5MHz	16QAM	38775	12RB#6	21.90	PASS
Band40	5MHz	16QAM	38775	1RB#0	22.98	PASS
Band40	5MHz	16QAM	38775	1RB#12	22.97	PASS
Band40	5MHz	16QAM	38775	1RB#24	22.95	PASS
Band40	5MHz	16QAM	38775	25RB#0	21.82	PASS
Band40	5MHz	QPSK	38725	12RB#0	22.82	PASS
Band40	5MHz	QPSK	38725	12RB#13	22.86	PASS
Band40	5MHz	QPSK	38725	12RB#6	22.84	PASS
Band40	5MHz	QPSK	38725	1RB#0	23.98	PASS

Band40	5MHz	QPSK	38725	1RB#12	23.93	PASS
Band40	5MHz	QPSK	38725	1RB#24	23.89	PASS
Band40	5MHz	QPSK	38725	25RB#0	22.87	PASS
Band40	5MHz	QPSK	38750	12RB#0	22.85	PASS
Band40	5MHz	QPSK	38750	12RB#13	22.84	PASS
Band40	5MHz	QPSK	38750	12RB#6	22.84	PASS
Band40	5MHz	QPSK	38750	1RB#0	23.53	PASS
Band40	5MHz	QPSK	38750	1RB#12	23.47	PASS
Band40	5MHz	QPSK	38750	1RB#24	23.46	PASS
Band40	5MHz	QPSK	38750	25RB#0	22.85	PASS
Band40	5MHz	QPSK	38775	12RB#0	22.79	PASS
Band40	5MHz	QPSK	38775	12RB#13	22.83	PASS
Band40	5MHz	QPSK	38775	12RB#6	22.80	PASS
Band40	5MHz	QPSK	38775	1RB#0	24.00	PASS
Band40	5MHz	QPSK	38775	1RB#12	23.80	PASS
Band40	5MHz	QPSK	38775	1RB#24	23.94	PASS
Band40	5MHz	QPSK	38775	25RB#0	22.79	PASS

LTE Band 40: 2350-2360MHz

Band	Bandwidth	Modulation	Channel	RB Configuration	Result(dBm)	Verdict
Band40	5MHz	QPSK	39175	1RB#0	23.99	PASS
Band40	5MHz	16QAM	39175	1RB#0	23.21	PASS
Band40	5MHz	QPSK	39175	1RB#12	23.97	PASS
Band40	5MHz	16QAM	39175	1RB#12	23.25	PASS
Band40	5MHz	QPSK	39175	1RB#24	23.98	PASS
Band40	5MHz	16QAM	39175	1RB#24	23.20	PASS
Band40	5MHz	QPSK	39175	12RB#0	22.85	PASS
Band40	5MHz	16QAM	39175	12RB#0	21.91	PASS
Band40	5MHz	QPSK	39175	12RB#6	22.79	PASS
Band40	5MHz	16QAM	39175	12RB#6	21.91	PASS
Band40	5MHz	QPSK	39175	12RB#13	22.90	PASS
Band40	5MHz	16QAM	39175	12RB#13	21.96	PASS
Band40	5MHz	QPSK	39175	25RB#0	22.88	PASS
Band40	5MHz	16QAM	39175	25RB#0	21.92	PASS
Band40	5MHz	QPSK	39200	1RB#0	23.94	PASS
Band40	5MHz	16QAM	39200	1RB#0	23.17	PASS
Band40	5MHz	QPSK	39200	1RB#12	23.86	PASS
Band40	5MHz	16QAM	39200	1RB#12	23.25	PASS
Band40	5MHz	QPSK	39200	1RB#24	23.98	PASS
Band40	5MHz	16QAM	39200	1RB#24	23.22	PASS

Band40	5MHz	QPSK	39200	12RB#0	22.81	PASS
Band40	5MHz	16QAM	39200	12RB#0	21.86	PASS
Band40	5MHz	QPSK	39200	12RB#6	22.81	PASS
Band40	5MHz	16QAM	39200	12RB#6	21.86	PASS
Band40	5MHz	QPSK	39200	12RB#13	22.88	PASS
Band40	5MHz	16QAM	39200	12RB#13	21.94	PASS
Band40	5MHz	QPSK	39200	25RB#0	22.89	PASS
Band40	5MHz	16QAM	39200	25RB#0	21.91	PASS
Band40	5MHz	QPSK	39225	1RB#0	23.60	PASS
Band40	5MHz	16QAM	39225	1RB#0	23.22	PASS
Band40	5MHz	QPSK	39225	1RB#12	23.63	PASS
Band40	5MHz	16QAM	39225	1RB#12	23.42	PASS
Band40	5MHz	QPSK	39225	1RB#24	23.64	PASS
Band40	5MHz	16QAM	39225	1RB#24	23.31	PASS
Band40	5MHz	QPSK	39225	12RB#0	22.87	PASS
Band40	5MHz	16QAM	39225	12RB#0	21.90	PASS
Band40	5MHz	QPSK	39225	12RB#6	22.88	PASS
Band40	5MHz	16QAM	39225	12RB#6	21.92	PASS
Band40	5MHz	QPSK	39225	12RB#13	22.92	PASS
Band40	5MHz	16QAM	39225	12RB#13	21.93	PASS
Band40	5MHz	QPSK	39225	25RB#0	22.90	PASS
Band40	5MHz	16QAM	39225	25RB#0	21.99	PASS
Band40	10MHz	QPSK	39200	1RB#0	23.73	PASS
Band40	10MHz	16QAM	39200	1RB#0	23.20	PASS
Band40	10MHz	QPSK	39200	1RB#24	23.73	PASS
Band40	10MHz	16QAM	39200	1RB#24	23.61	PASS
Band40	10MHz	QPSK	39200	1RB#49	**24.00**	PASS
Band40	10MHz	16QAM	39200	1RB#49	23.24	PASS
Band40	10MHz	QPSK	39200	25RB#0	22.86	PASS
Band40	10MHz	16QAM	39200	25RB#0	22.04	PASS
Band40	10MHz	QPSK	39200	25RB#12	22.91	PASS
Band40	10MHz	16QAM	39200	25RB#12	22.02	PASS
Band40	10MHz	QPSK	39200	25RB#25	22.84	PASS
Band40	10MHz	16QAM	39200	25RB#25	21.96	PASS
Band40	10MHz	QPSK	39200	50RB#0	22.87	PASS
Band40	10MHz	16QAM	39200	50RB#0	21.97	PASS

Band	Bandwidth	Modulation	Channel	RB Configuration	Result(dBm)	Verdict
Band41	5MHz	QPSK	39675	1RB#0	22.62	PASS
Band41	5MHz	QPSK	39675	1RB#12	22.55	PASS
Band41	5MHz	QPSK	39675	1RB#24	22.56	PASS
Band41	5MHz	QPSK	39675	12RB#0	21.48	PASS
Band41	5MHz	QPSK	39675	12RB#6	21.45	PASS
Band41	5MHz	QPSK	39675	12RB#13	21.35	PASS
Band41	5MHz	QPSK	39675	25RB#0	21.45	PASS
Band41	5MHz	QPSK	40620	1RB#0	22.16	PASS
Band41	5MHz	QPSK	40620	1RB#12	22.01	PASS
Band41	5MHz	QPSK	40620	1RB#24	22.04	PASS
Band41	5MHz	QPSK	40620	12RB#0	21.23	PASS
Band41	5MHz	QPSK	40620	12RB#6	21.23	PASS
Band41	5MHz	QPSK	40620	12RB#13	21.26	PASS
Band41	5MHz	QPSK	40620	25RB#0	21.26	PASS
Band41	5MHz	QPSK	41565	1RB#0	22.83	PASS
Band41	5MHz	QPSK	41565	1RB#12	23.12	PASS
Band41	5MHz	QPSK	41565	1RB#24	23.02	PASS
Band41	5MHz	QPSK	41565	12RB#0	21.93	PASS
Band41	5MHz	QPSK	41565	12RB#6	21.92	PASS
Band41	5MHz	QPSK	41565	12RB#13	22.03	PASS
Band41	5MHz	QPSK	41565	25RB#0	22.00	PASS
Band41	5MHz	16QAM	39675	1RB#0	21.90	PASS
Band41	5MHz	16QAM	39675	1RB#12	21.88	PASS
Band41	5MHz	16QAM	39675	1RB#24	21.77	PASS
Band41	5MHz	16QAM	39675	12RB#0	20.47	PASS
Band41	5MHz	16QAM	39675	12RB#6	20.40	PASS
Band41	5MHz	16QAM	39675	12RB#13	20.34	PASS
Band41	5MHz	16QAM	39675	25RB#0	20.53	PASS
Band41	5MHz	16QAM	40620	1RB#0	21.86	PASS
Band41	5MHz	16QAM	40620	1RB#12	21.89	PASS
Band41	5MHz	16QAM	40620	1RB#24	21.84	PASS
Band41	5MHz	16QAM	40620	12RB#0	20.18	PASS
Band41	5MHz	16QAM	40620	12RB#6	20.21	PASS
Band41	5MHz	16QAM	40620	12RB#13	20.23	PASS
Band41	5MHz	16QAM	40620	25RB#0	20.32	PASS

Band41	5MHz	16QAM	41565	1RB#0	22.39	PASS
Band41	5MHz	16QAM	41565	1RB#12	22.46	PASS
Band41	5MHz	16QAM	41565	1RB#24	22.49	PASS
Band41	5MHz	16QAM	41565	12RB#0	20.90	PASS
Band41	5MHz	16QAM	41565	12RB#6	20.90	PASS
Band41	5MHz	16QAM	41565	12RB#13	21.03	PASS
Band41	5MHz	16QAM	41565	25RB#0	21.00	PASS
Band41	10MHz	QPSK	39700	1RB#0	22.36	PASS
Band41	10MHz	QPSK	39700	1RB#24	22.25	PASS
Band41	10MHz	QPSK	39700	1RB#49	22.21	PASS
Band41	10MHz	QPSK	39700	25RB#0	21.44	PASS
Band41	10MHz	QPSK	39700	25RB#12	21.44	PASS
Band41	10MHz	QPSK	39700	25RB#25	21.33	PASS
Band41	10MHz	QPSK	39700	50RB#0	21.40	PASS
Band41	10MHz	QPSK	40620	1RB#0	22.36	PASS
Band41	10MHz	QPSK	40620	1RB#24	22.56	PASS
Band41	10MHz	QPSK	40620	1RB#49	22.30	PASS
Band41	10MHz	QPSK	40620	25RB#0	21.23	PASS
Band41	10MHz	QPSK	40620	25RB#12	21.22	PASS
Band41	10MHz	QPSK	40620	25RB#25	21.36	PASS
Band41	10MHz	QPSK	40620	50RB#0	21.30	PASS
Band41	10MHz	QPSK	41540	1RB#0	22.87	PASS
Band41	10MHz	QPSK	41540	1RB#24	22.74	PASS
Band41	10MHz	QPSK	41540	1RB#49	22.87	PASS
Band41	10MHz	QPSK	41540	25RB#0	21.89	PASS
Band41	10MHz	QPSK	41540	25RB#12	21.90	PASS
Band41	10MHz	QPSK	41540	25RB#25	22.03	PASS
Band41	10MHz	QPSK	41540	50RB#0	22.03	PASS
Band41	10MHz	16QAM	39700	1RB#0	21.76	PASS
Band41	10MHz	16QAM	39700	1RB#24	21.86	PASS
Band41	10MHz	16QAM	39700	1RB#49	21.64	PASS
Band41	10MHz	16QAM	39700	25RB#0	20.55	PASS
Band41	10MHz	16QAM	39700	25RB#12	20.55	PASS
Band41	10MHz	16QAM	39700	25RB#25	20.39	PASS
Band41	10MHz	16QAM	39700	50RB#0	20.48	PASS
Band41	10MHz	16QAM	40620	1RB#0	21.29	PASS
Band41	10MHz	16QAM	40620	1RB#24	21.20	PASS

Band41	10MHz	16QAM	40620	1RB#49	21.15	PASS
Band41	10MHz	16QAM	40620	25RB#0	20.27	PASS
Band41	10MHz	16QAM	40620	25RB#12	20.27	PASS
Band41	10MHz	16QAM	40620	25RB#25	20.36	PASS
Band41	10MHz	16QAM	40620	50RB#0	20.33	PASS
Band41	10MHz	16QAM	41540	1RB#0	22.14	PASS
Band41	10MHz	16QAM	41540	1RB#24	22.41	PASS
Band41	10MHz	16QAM	41540	1RB#49	22.28	PASS
Band41	10MHz	16QAM	41540	25RB#0	21.03	PASS
Band41	10MHz	16QAM	41540	25RB#12	21.04	PASS
Band41	10MHz	16QAM	41540	25RB#25	21.16	PASS
Band41	10MHz	16QAM	41540	50RB#0	21.06	PASS
Band41	15MHz	QPSK	39725	1RB#0	22.29	PASS
Band41	15MHz	QPSK	39725	1RB#38	22.12	PASS
Band41	15MHz	QPSK	39725	1RB#74	22.05	PASS
Band41	15MHz	QPSK	39725	38RB#0	21.30	PASS
Band41	15MHz	QPSK	39725	38RB#18	21.29	PASS
Band41	15MHz	QPSK	39725	38RB#37	21.29	PASS
Band41	15MHz	QPSK	39725	75RB#0	21.27	PASS
Band41	15MHz	QPSK	40620	1RB#0	22.14	PASS
Band41	15MHz	QPSK	40620	1RB#38	21.99	PASS
Band41	15MHz	QPSK	40620	1RB#74	22.06	PASS
Band41	15MHz	QPSK	40620	38RB#0	21.18	PASS
Band41	15MHz	QPSK	40620	38RB#18	21.20	PASS
Band41	15MHz	QPSK	40620	38RB#37	21.16	PASS
Band41	15MHz	QPSK	40620	75RB#0	21.17	PASS
Band41	15MHz	QPSK	41515	1RB#0	22.73	PASS
Band41	15MHz	QPSK	41515	1RB#38	22.64	PASS
Band41	15MHz	QPSK	41515	1RB#74	22.85	PASS
Band41	15MHz	QPSK	41515	38RB#0	21.85	PASS
Band41	15MHz	QPSK	41515	38RB#18	21.85	PASS
Band41	15MHz	QPSK	41515	38RB#37	21.85	PASS
Band41	15MHz	QPSK	41515	75RB#0	21.83	PASS
Band41	15MHz	16QAM	39725	1RB#0	21.80	PASS
Band41	15MHz	16QAM	39725	1RB#38	21.59	PASS
Band41	15MHz	16QAM	39725	1RB#74	21.52	PASS
Band41	15MHz	16QAM	39725	38RB#0	21.29	PASS

Band41	15MHz	16QAM	39725	38RB#18	21.27	PASS
Band41	15MHz	16QAM	39725	38RB#37	21.29	PASS
Band41	15MHz	16QAM	39725	75RB#0	20.35	PASS
Band41	15MHz	16QAM	40620	1RB#0	21.28	PASS
Band41	15MHz	16QAM	40620	1RB#38	21.12	PASS
Band41	15MHz	16QAM	40620	1RB#74	21.21	PASS
Band41	15MHz	16QAM	40620	38RB#0	21.15	PASS
Band41	15MHz	16QAM	40620	38RB#18	21.20	PASS
Band41	15MHz	16QAM	40620	38RB#37	21.11	PASS
Band41	15MHz	16QAM	40620	75RB#0	20.19	PASS
Band41	15MHz	16QAM	41515	1RB#0	22.18	PASS
Band41	15MHz	16QAM	41515	1RB#38	22.14	PASS
Band41	15MHz	16QAM	41515	1RB#74	22.37	PASS
Band41	15MHz	16QAM	41515	38RB#0	21.85	PASS
Band41	15MHz	16QAM	41515	38RB#18	21.85	PASS
Band41	15MHz	16QAM	41515	38RB#37	21.84	PASS
Band41	15MHz	16QAM	41515	75RB#0	20.89	PASS
Band41	20MHz	QPSK	39750	1RB#0	22.38	PASS
Band41	20MHz	QPSK	39750	1RB#49	22.23	PASS
Band41	20MHz	QPSK	39750	1RB#99	22.26	PASS
Band41	20MHz	QPSK	39750	50RB#0	21.27	PASS
Band41	20MHz	QPSK	39750	50RB#25	21.32	PASS
Band41	20MHz	QPSK	39750	50RB#50	21.13	PASS
Band41	20MHz	QPSK	39750	100RB#0	21.29	PASS
Band41	20MHz	QPSK	40620	1RB#0	22.10	PASS
Band41	20MHz	QPSK	40620	1RB#49	22.01	PASS
Band41	20MHz	QPSK	40620	1RB#99	22.18	PASS
Band41	20MHz	QPSK	40620	50RB#0	21.17	PASS
Band41	20MHz	QPSK	40620	50RB#25	21.17	PASS
Band41	20MHz	QPSK	40620	50RB#50	21.18	PASS
Band41	20MHz	QPSK	40620	100RB#0	21.21	PASS
Band41	20MHz	QPSK	41490	1RB#0	22.93	PASS
Band41	20MHz	QPSK	41490	1RB#49	22.79	PASS
Band41	20MHz	QPSK	41490	1RB#99	**23.16**	PASS
Band41	20MHz	QPSK	41490	50RB#0	21.74	PASS
Band41	20MHz	QPSK	41490	50RB#25	21.75	PASS
Band41	20MHz	QPSK	41490	50RB#50	21.80	PASS

Band41	20MHz	QPSK	41490	100RB#0	21.74	PASS
Band41	20MHz	16QAM	39750	1RB#0	21.54	PASS
Band41	20MHz	16QAM	39750	1RB#49	21.39	PASS
Band41	20MHz	16QAM	39750	1RB#99	21.40	PASS
Band41	20MHz	16QAM	39750	50RB#0	20.33	PASS
Band41	20MHz	16QAM	39750	50RB#25	20.38	PASS
Band41	20MHz	16QAM	39750	50RB#50	20.23	PASS
Band41	20MHz	16QAM	39750	100RB#0	20.25	PASS
Band41	20MHz	16QAM	40620	1RB#0	20.89	PASS
Band41	20MHz	16QAM	40620	1RB#49	20.76	PASS
Band41	20MHz	16QAM	40620	1RB#99	20.91	PASS
Band41	20MHz	16QAM	40620	50RB#0	20.19	PASS
Band41	20MHz	16QAM	40620	50RB#25	20.20	PASS
Band41	20MHz	16QAM	40620	50RB#50	20.25	PASS
Band41	20MHz	16QAM	40620	100RB#0	20.22	PASS
Band41	20MHz	16QAM	41490	1RB#0	22.02	PASS
Band41	20MHz	16QAM	41490	1RB#49	21.90	PASS
Band41	20MHz	16QAM	41490	1RB#99	22.16	PASS
Band41	20MHz	16QAM	41490	50RB#0	20.81	PASS
Band41	20MHz	16QAM	41490	50RB#25	20.83	PASS
Band41	20MHz	16QAM	41490	50RB#50	20.92	PASS
Band41	20MHz	16QAM	41490	100RB#0	20.84	PASS

LTE Band 41CA

Band	Bandwidth	Modulation	Channel	RB Configuration	Result(dBm)	Verdict
41-41	5MHz-20MHz	QPSK-QPSK	39683-39800	1RB#0-0RB#0	22.45	PASS
41-41	5MHz-20MHz	16QAM-16QAM	39683-39800	1RB#0-0RB#0	21.70	PASS
41-41	5MHz-20MHz	64QAM-64QAM	39683-39800	1RB#0-0RB#0	21.69	PASS
41-41	5MHz-20MHz	QPSK-QPSK	39683-39800	1RB#24-0RB#0	22.25	PASS
41-41	5MHz-20MHz	16QAM-16QAM	39683-39800	1RB#24-0RB#0	21.64	PASS
41-41	5MHz-20MHz	64QAM-64QAM	39683-39800	1RB#24-0RB#0	21.61	PASS
41-41	5MHz-20MHz	QPSK-QPSK	39683-39800	1RB#0-1RB#99	14.08	PASS
41-41	5MHz-20MHz	16QAM-16QAM	39683-39800	1RB#0-1RB#99	15.01	PASS
41-41	5MHz-20MHz	64QAM-64QAM	39683-39800	1RB#0-1RB#99	15.03	PASS
41-41	5MHz-20MHz	QPSK-QPSK	39683-39800	8RB#0-0RB#0	22.32	PASS
41-41	5MHz-20MHz	16QAM-16QAM	39683-39800	8RB#0-0RB#0	21.51	PASS
41-41	5MHz-20MHz	64QAM-64QAM	39683-39800	8RB#0-0RB#0	21.49	PASS

41-41	5MHz-20MHz	QPSK-QPSK	39683-39800	25RB#0-100RB#0	21.13	PASS
41-41	5MHz-20MHz	16QAM-16QAM	39683-39800	25RB#0-100RB#0	20.19	PASS
41-41	5MHz-20MHz	64QAM-64QAM	39683-39800	25RB#0-100RB#0	20.19	PASS
41-41	5MHz-20MHz	QPSK-QPSK	40528-40645	1RB#0-0RB#0	21.95	PASS
41-41	5MHz-20MHz	16QAM-16QAM	40528-40645	1RB#0-0RB#0	21.32	PASS
41-41	5MHz-20MHz	64QAM-64QAM	40528-40645	1RB#0-0RB#0	21.29	PASS
41-41	5MHz-20MHz	QPSK-QPSK	40528-40645	1RB#24-0RB#0	22.02	PASS
41-41	5MHz-20MHz	16QAM-16QAM	40528-40645	1RB#24-0RB#0	21.30	PASS
41-41	5MHz-20MHz	64QAM-64QAM	40528-40645	1RB#24-0RB#0	21.30	PASS
41-41	5MHz-20MHz	QPSK-QPSK	40528-40645	1RB#0-1RB#99	13.61	PASS
41-41	5MHz-20MHz	16QAM-16QAM	40528-40645	1RB#0-1RB#99	14.69	PASS
41-41	5MHz-20MHz	64QAM-64QAM	40528-40645	1RB#0-1RB#99	14.69	PASS
41-41	5MHz-20MHz	QPSK-QPSK	40528-40645	8RB#0-0RB#0	21.95	PASS
41-41	5MHz-20MHz	16QAM-16QAM	40528-40645	8RB#0-0RB#0	21.15	PASS
41-41	5MHz-20MHz	64QAM-64QAM	40528-40645	8RB#0-0RB#0	21.17	PASS
41-41	5MHz-20MHz	QPSK-QPSK	40528-40645	25RB#0-100RB#0	20.90	PASS
41-41	5MHz-20MHz	16QAM-16QAM	40528-40645	25RB#0-100RB#0	19.92	PASS
41-41	5MHz-20MHz	64QAM-64QAM	40528-40645	25RB#0-100RB#0	19.91	PASS
41-41	5MHz-20MHz	QPSK-QPSK	41373-41490	1RB#0-0RB#0	22.65	PASS
41-41	5MHz-20MHz	16QAM-16QAM	41373-41490	1RB#0-0RB#0	22.09	PASS
41-41	5MHz-20MHz	64QAM-64QAM	41373-41490	1RB#0-0RB#0	22.06	PASS
41-41	5MHz-20MHz	QPSK-QPSK	41373-41490	1RB#24-0RB#0	22.62	PASS
41-41	5MHz-20MHz	16QAM-16QAM	41373-41490	1RB#24-0RB#0	22.11	PASS
41-41	5MHz-20MHz	64QAM-64QAM	41373-41490	1RB#24-0RB#0	22.04	PASS
41-41	5MHz-20MHz	QPSK-QPSK	41373-41490	1RB#0-1RB#99	14.40	PASS
41-41	5MHz-20MHz	16QAM-16QAM	41373-41490	1RB#0-1RB#99	15.47	PASS
41-41	5MHz-20MHz	64QAM-64QAM	41373-41490	1RB#0-1RB#99	15.44	PASS
41-41	5MHz-20MHz	QPSK-QPSK	41373-41490	8RB#0-0RB#0	22.65	PASS
41-41	5MHz-20MHz	16QAM-16QAM	41373-41490	8RB#0-0RB#0	21.82	PASS
41-41	5MHz-20MHz	64QAM-64QAM	41373-41490	8RB#0-0RB#0	21.80	PASS
41-41	5MHz-20MHz	QPSK-QPSK	41373-41490	25RB#0-100RB#0	21.37	PASS
41-41	5MHz-20MHz	16QAM-16QAM	41373-41490	25RB#0-100RB#0	20.61	PASS
41-41	5MHz-20MHz	64QAM-64QAM	41373-41490	25RB#0-100RB#0	20.65	PASS
41-41	10MHz-15MHz	QPSK-QPSK	39703-39823	1RB#0-0RB#0	22.48	PASS
41-41	10MHz-15MHz	16QAM-16QAM	39703-39823	1RB#0-0RB#0	21.80	PASS
41-41	10MHz-15MHz	64QAM-64QAM	39703-39823	1RB#0-0RB#0	21.77	PASS
41-41	10MHz-15MHz	QPSK-QPSK	39703-39823	1RB#49-0RB#0	22.24	PASS
41-41	10MHz-15MHz	16QAM-16QAM	39703-39823	1RB#49-0RB#0	21.57	PASS
41-41	10MHz-15MHz	64QAM-64QAM	39703-39823	1RB#49-0RB#0	21.56	PASS
41-41	10MHz-15MHz	QPSK-QPSK	39703-39823	1RB#0-1RB#74	14.11	PASS
41-41	10MHz-15MHz	16QAM-16QAM	39703-39823	1RB#0-1RB#74	15.01	PASS
41-41	10MHz-15MHz	64QAM-64QAM	39703-39823	1RB#0-1RB#74	14.99	PASS

41-41	10MHz-15MHz	QPSK-QPSK	39703-39823	12RB#0-0RB#0	22.44	PASS
41-41	10MHz-15MHz	16QAM-16QAM	39703-39823	12RB#0-0RB#0	21.55	PASS
41-41	10MHz-15MHz	64QAM-64QAM	39703-39823	12RB#0-0RB#0	21.54	PASS
41-41	10MHz-15MHz	QPSK-QPSK	39703-39823	50RB#0-75RB#0	20.77	PASS
41-41	10MHz-15MHz	16QAM-16QAM	39703-39823	50RB#0-75RB#0	20.17	PASS
41-41	10MHz-15MHz	64QAM-64QAM	39703-39823	50RB#0-75RB#0	20.17	PASS
41-41	10MHz-15MHz	QPSK-QPSK	40549-40669	1RB#0-0RB#0	21.99	PASS
41-41	10MHz-15MHz	16QAM-16QAM	40549-40669	1RB#0-0RB#0	21.32	PASS
41-41	10MHz-15MHz	64QAM-64QAM	40549-40669	1RB#0-0RB#0	21.36	PASS
41-41	10MHz-15MHz	QPSK-QPSK	40549-40669	1RB#49-0RB#0	22.00	PASS
41-41	10MHz-15MHz	16QAM-16QAM	40549-40669	1RB#49-0RB#0	21.34	PASS
41-41	10MHz-15MHz	64QAM-64QAM	40549-40669	1RB#49-0RB#0	21.33	PASS
41-41	10MHz-15MHz	QPSK-QPSK	40549-40669	1RB#0-1RB#74	13.66	PASS
41-41	10MHz-15MHz	16QAM-16QAM	40549-40669	1RB#0-1RB#74	14.64	PASS
41-41	10MHz-15MHz	64QAM-64QAM	40549-40669	1RB#0-1RB#74	14.62	PASS
41-41	10MHz-15MHz	QPSK-QPSK	40549-40669	12RB#0-0RB#0	22.04	PASS
41-41	10MHz-15MHz	16QAM-16QAM	40549-40669	12RB#0-0RB#0	21.16	PASS
41-41	10MHz-15MHz	64QAM-64QAM	40549-40669	12RB#0-0RB#0	21.08	PASS
41-41	10MHz-15MHz	QPSK-QPSK	40549-40669	50RB#0-75RB#0	20.50	PASS
41-41	10MHz-15MHz	16QAM-16QAM	40549-40669	50RB#0-75RB#0	19.92	PASS
41-41	10MHz-15MHz	64QAM-64QAM	40549-40669	50RB#0-75RB#0	19.91	PASS
41-41	10MHz-15MHz	QPSK-QPSK	41395-41515	1RB#0-0RB#0	22.57	PASS
41-41	10MHz-15MHz	16QAM-16QAM	41395-41515	1RB#0-0RB#0	22.09	PASS
41-41	10MHz-15MHz	64QAM-64QAM	41395-41515	1RB#0-0RB#0	21.99	PASS
41-41	10MHz-15MHz	QPSK-QPSK	41395-41515	1RB#49-0RB#0	22.65	PASS
41-41	10MHz-15MHz	16QAM-16QAM	41395-41515	1RB#49-0RB#0	21.91	PASS
41-41	10MHz-15MHz	64QAM-64QAM	41395-41515	1RB#49-0RB#0	21.99	PASS
41-41	10MHz-15MHz	QPSK-QPSK	41395-41515	1RB#0-1RB#74	14.37	PASS
41-41	10MHz-15MHz	16QAM-16QAM	41395-41515	1RB#0-1RB#74	15.37	PASS
41-41	10MHz-15MHz	64QAM-64QAM	41395-41515	1RB#0-1RB#74	15.27	PASS
41-41	10MHz-15MHz	QPSK-QPSK	41395-41515	12RB#0-0RB#0	22.64	PASS
41-41	10MHz-15MHz	16QAM-16QAM	41395-41515	12RB#0-0RB#0	21.79	PASS
41-41	10MHz-15MHz	64QAM-64QAM	41395-41515	12RB#0-0RB#0	21.79	PASS
41-41	10MHz-15MHz	QPSK-QPSK	41395-41515	50RB#0-75RB#0	21.18	PASS
41-41	10MHz-15MHz	16QAM-16QAM	41395-41515	50RB#0-75RB#0	20.57	PASS
41-41	10MHz-15MHz	64QAM-64QAM	41395-41515	50RB#0-75RB#0	20.61	PASS
41-41	10MHz-20MHz	QPSK-QPSK	39705-39849	1RB#0-0RB#0	22.57	PASS
41-41	10MHz-20MHz	16QAM-16QAM	39705-39849	1RB#0-0RB#0	21.82	PASS
41-41	10MHz-20MHz	64QAM-64QAM	39705-39849	1RB#0-0RB#0	21.82	PASS
41-41	10MHz-20MHz	QPSK-QPSK	39705-39849	1RB#49-0RB#0	22.25	PASS
41-41	10MHz-20MHz	16QAM-16QAM	39705-39849	1RB#49-0RB#0	21.61	PASS
41-41	10MHz-20MHz	64QAM-64QAM	39705-39849	1RB#49-0RB#0	21.60	PASS

41-41	10MHz-20MHz	QPSK-QPSK	39705-39849	1RB#0-1RB#99	14.16	PASS
41-41	10MHz-20MHz	16QAM-16QAM	39705-39849	1RB#0-1RB#99	14.99	PASS
41-41	10MHz-20MHz	64QAM-64QAM	39705-39849	1RB#0-1RB#99	15.02	PASS
41-41	10MHz-20MHz	QPSK-QPSK	39705-39849	12RB#0-0RB#0	22.46	PASS
41-41	10MHz-20MHz	16QAM-16QAM	39705-39849	12RB#0-0RB#0	21.65	PASS
41-41	10MHz-20MHz	64QAM-64QAM	39705-39849	12RB#0-0RB#0	21.62	PASS
41-41	10MHz-20MHz	QPSK-QPSK	39705-39849	50RB#0-100RB#0	20.89	PASS
41-41	10MHz-20MHz	16QAM-16QAM	39705-39849	50RB#0-100RB#0	20.26	PASS
41-41	10MHz-20MHz	64QAM-64QAM	39705-39849	50RB#0-100RB#0	20.25	PASS
41-41	10MHz-20MHz	QPSK-QPSK	40526-40670	1RB#0-0RB#0	21.99	PASS
41-41	10MHz-20MHz	16QAM-16QAM	40526-40670	1RB#0-0RB#0	21.37	PASS
41-41	10MHz-20MHz	64QAM-64QAM	40526-40670	1RB#0-0RB#0	21.43	PASS
41-41	10MHz-20MHz	QPSK-QPSK	40526-40670	1RB#49-0RB#0	22.02	PASS
41-41	10MHz-20MHz	16QAM-16QAM	40526-40670	1RB#49-0RB#0	21.38	PASS
41-41	10MHz-20MHz	64QAM-64QAM	40526-40670	1RB#49-0RB#0	21.40	PASS
41-41	10MHz-20MHz	QPSK-QPSK	40526-40670	1RB#0-1RB#99	13.69	PASS
41-41	10MHz-20MHz	16QAM-16QAM	40526-40670	1RB#0-1RB#99	14.69	PASS
41-41	10MHz-20MHz	64QAM-64QAM	40526-40670	1RB#0-1RB#99	14.67	PASS
41-41	10MHz-20MHz	QPSK-QPSK	40526-40670	12RB#0-0RB#0	22.08	PASS
41-41	10MHz-20MHz	16QAM-16QAM	40526-40670	12RB#0-0RB#0	21.23	PASS
41-41	10MHz-20MHz	64QAM-64QAM	40526-40670	12RB#0-0RB#0	21.16	PASS
41-41	10MHz-20MHz	QPSK-QPSK	40526-40670	50RB#0-100RB#0	20.68	PASS
41-41	10MHz-20MHz	16QAM-16QAM	40526-40670	50RB#0-100RB#0	20.00	PASS
41-41	10MHz-20MHz	64QAM-64QAM	40526-40670	50RB#0-100RB#0	19.95	PASS
41-41	10MHz-20MHz	QPSK-QPSK	41346-41490	1RB#0-0RB#0	22.81	PASS
41-41	10MHz-20MHz	16QAM-16QAM	41346-41490	1RB#0-0RB#0	22.16	PASS
41-41	10MHz-20MHz	64QAM-64QAM	41346-41490	1RB#0-0RB#0	22.16	PASS
41-41	10MHz-20MHz	QPSK-QPSK	41346-41490	1RB#49-0RB#0	23.12	PASS
41-41	10MHz-20MHz	16QAM-16QAM	41346-41490	1RB#49-0RB#0	22.10	PASS
41-41	10MHz-20MHz	64QAM-64QAM	41346-41490	1RB#49-0RB#0	22.06	PASS
41-41	10MHz-20MHz	QPSK-QPSK	41346-41490	1RB#0-1RB#99	14.50	PASS
41-41	10MHz-20MHz	16QAM-16QAM	41346-41490	1RB#0-1RB#99	15.49	PASS
41-41	10MHz-20MHz	64QAM-64QAM	41346-41490	1RB#0-1RB#99	15.47	PASS
41-41	10MHz-20MHz	QPSK-QPSK	41346-41490	12RB#0-0RB#0	22.73	PASS
41-41	10MHz-20MHz	16QAM-16QAM	41346-41490	12RB#0-0RB#0	21.90	PASS
41-41	10MHz-20MHz	64QAM-64QAM	41346-41490	12RB#0-0RB#0	21.92	PASS
41-41	10MHz-20MHz	QPSK-QPSK	41346-41490	50RB#0-100RB#0	21.37	PASS
41-41	10MHz-20MHz	16QAM-16QAM	41346-41490	50RB#0-100RB#0	20.67	PASS
41-41	10MHz-20MHz	64QAM-64QAM	41346-41490	50RB#0-100RB#0	20.68	PASS
41-41	15MHz-10MHz	QPSK-QPSK	39725-39845	1RB#0-0RB#0	22.53	PASS
41-41	15MHz-10MHz	16QAM-16QAM	39725-39845	1RB#0-0RB#0	21.80	PASS
41-41	15MHz-10MHz	64QAM-64QAM	39725-39845	1RB#0-0RB#0	21.78	PASS

41-41	15MHz-10MHz	QPSK-QPSK	39725-39845	1RB#74-0RB#0	22.17	PASS
41-41	15MHz-10MHz	16QAM-16QAM	39725-39845	1RB#74-0RB#0	21.49	PASS
41-41	15MHz-10MHz	64QAM-64QAM	39725-39845	1RB#74-0RB#0	21.49	PASS
41-41	15MHz-10MHz	QPSK-QPSK	39725-39845	1RB#0-1RB#49	14.15	PASS
41-41	15MHz-10MHz	16QAM-16QAM	39725-39845	1RB#0-1RB#49	14.99	PASS
41-41	15MHz-10MHz	64QAM-64QAM	39725-39845	1RB#0-1RB#49	14.98	PASS
41-41	15MHz-10MHz	QPSK-QPSK	39725-39845	16RB#0-0RB#0	21.44	PASS
41-41	15MHz-10MHz	16QAM-16QAM	39725-39845	16RB#0-0RB#0	20.49	PASS
41-41	15MHz-10MHz	64QAM-64QAM	39725-39845	16RB#0-0RB#0	20.52	PASS
41-41	15MHz-10MHz	QPSK-QPSK	39725-39845	75RB#0-50RB#0	20.53	PASS
41-41	15MHz-10MHz	16QAM-16QAM	39725-39845	75RB#0-50RB#0	20.18	PASS
41-41	15MHz-10MHz	64QAM-64QAM	39725-39845	75RB#0-50RB#0	20.20	PASS
41-41	15MHz-10MHz	QPSK-QPSK	40571-40691	1RB#0-0RB#0	21.96	PASS
41-41	15MHz-10MHz	16QAM-16QAM	40571-40691	1RB#0-0RB#0	21.31	PASS
41-41	15MHz-10MHz	64QAM-64QAM	40571-40691	1RB#0-0RB#0	21.27	PASS
41-41	15MHz-10MHz	QPSK-QPSK	40571-40691	1RB#74-0RB#0	22.12	PASS
41-41	15MHz-10MHz	16QAM-16QAM	40571-40691	1RB#74-0RB#0	21.46	PASS
41-41	15MHz-10MHz	64QAM-64QAM	40571-40691	1RB#74-0RB#0	21.45	PASS
41-41	15MHz-10MHz	QPSK-QPSK	40571-40691	1RB#0-1RB#49	13.69	PASS
41-41	15MHz-10MHz	16QAM-16QAM	40571-40691	1RB#0-1RB#49	14.64	PASS
41-41	15MHz-10MHz	64QAM-64QAM	40571-40691	1RB#0-1RB#49	14.63	PASS
41-41	15MHz-10MHz	QPSK-QPSK	40571-40691	16RB#0-0RB#0	21.02	PASS
41-41	15MHz-10MHz	16QAM-16QAM	40571-40691	16RB#0-0RB#0	20.05	PASS
41-41	15MHz-10MHz	64QAM-64QAM	40571-40691	16RB#0-0RB#0	20.04	PASS
41-41	15MHz-10MHz	QPSK-QPSK	40571-40691	75RB#0-50RB#0	20.42	PASS
41-41	15MHz-10MHz	16QAM-16QAM	40571-40691	75RB#0-50RB#0	20.02	PASS
41-41	15MHz-10MHz	64QAM-64QAM	40571-40691	75RB#0-50RB#0	20.01	PASS
41-41	15MHz-10MHz	QPSK-QPSK	41417-41537	1RB#0-0RB#0	22.60	PASS
41-41	15MHz-10MHz	16QAM-16QAM	41417-41537	1RB#0-0RB#0	22.01	PASS
41-41	15MHz-10MHz	64QAM-64QAM	41417-41537	1RB#0-0RB#0	22.04	PASS
41-41	15MHz-10MHz	QPSK-QPSK	41417-41537	1RB#74-0RB#0	22.78	PASS
41-41	15MHz-10MHz	16QAM-16QAM	41417-41537	1RB#74-0RB#0	22.07	PASS
41-41	15MHz-10MHz	64QAM-64QAM	41417-41537	1RB#74-0RB#0	22.07	PASS
41-41	15MHz-10MHz	QPSK-QPSK	41417-41537	1RB#0-1RB#49	14.37	PASS
41-41	15MHz-10MHz	16QAM-16QAM	41417-41537	1RB#0-1RB#49	15.44	PASS
41-41	15MHz-10MHz	64QAM-64QAM	41417-41537	1RB#0-1RB#49	15.41	PASS
41-41	15MHz-10MHz	QPSK-QPSK	41417-41537	16RB#0-0RB#0	21.72	PASS
41-41	15MHz-10MHz	16QAM-16QAM	41417-41537	16RB#0-0RB#0	20.79	PASS
41-41	15MHz-10MHz	64QAM-64QAM	41417-41537	16RB#0-0RB#0	20.76	PASS
41-41	15MHz-10MHz	QPSK-QPSK	41417-41537	75RB#0-50RB#0	20.99	PASS
41-41	15MHz-10MHz	16QAM-16QAM	41417-41537	75RB#0-50RB#0	20.67	PASS
41-41	15MHz-10MHz	64QAM-64QAM	41417-41537	75RB#0-50RB#0	20.67	PASS

41-41	15MHz-15MHz	QPSK-QPSK	39725-39875	1RB#0-0RB#0	22.45	PASS
41-41	15MHz-15MHz	16QAM-16QAM	39725-39875	1RB#0-0RB#0	21.84	PASS
41-41	15MHz-15MHz	64QAM-64QAM	39725-39875	1RB#0-0RB#0	21.82	PASS
41-41	15MHz-15MHz	QPSK-QPSK	39725-39875	1RB#74-0RB#0	22.17	PASS
41-41	15MHz-15MHz	16QAM-16QAM	39725-39875	1RB#74-0RB#0	21.51	PASS
41-41	15MHz-15MHz	64QAM-64QAM	39725-39875	1RB#74-0RB#0	21.52	PASS
41-41	15MHz-15MHz	QPSK-QPSK	39725-39875	1RB#0-1RB#74	14.17	PASS
41-41	15MHz-15MHz	16QAM-16QAM	39725-39875	1RB#0-1RB#74	15.07	PASS
41-41	15MHz-15MHz	64QAM-64QAM	39725-39875	1RB#0-1RB#74	15.08	PASS
41-41	15MHz-15MHz	QPSK-QPSK	39725-39875	16RB#0-0RB#0	22.45	PASS
41-41	15MHz-15MHz	16QAM-16QAM	39725-39875	16RB#0-0RB#0	21.60	PASS
41-41	15MHz-15MHz	64QAM-64QAM	39725-39875	16RB#0-0RB#0	21.61	PASS
41-41	15MHz-15MHz	QPSK-QPSK	39725-39875	75RB#0-75RB#0	20.68	PASS
41-41	15MHz-15MHz	16QAM-16QAM	39725-39875	75RB#0-75RB#0	20.27	PASS
41-41	15MHz-15MHz	64QAM-64QAM	39725-39875	75RB#0-75RB#0	20.21	PASS
41-41	15MHz-15MHz	QPSK-QPSK	40545-40695	1RB#0-0RB#0	21.97	PASS
41-41	15MHz-15MHz	16QAM-16QAM	40545-40695	1RB#0-0RB#0	21.38	PASS
41-41	15MHz-15MHz	64QAM-64QAM	40545-40695	1RB#0-0RB#0	21.39	PASS
41-41	15MHz-15MHz	QPSK-QPSK	40545-40695	1RB#74-0RB#0	22.04	PASS
41-41	15MHz-15MHz	16QAM-16QAM	40545-40695	1RB#74-0RB#0	21.40	PASS
41-41	15MHz-15MHz	64QAM-64QAM	40545-40695	1RB#74-0RB#0	21.40	PASS
41-41	15MHz-15MHz	QPSK-QPSK	40545-40695	1RB#0-1RB#74	13.71	PASS
41-41	15MHz-15MHz	16QAM-16QAM	40545-40695	1RB#0-1RB#74	14.69	PASS
41-41	15MHz-15MHz	64QAM-64QAM	40545-40695	1RB#0-1RB#74	14.68	PASS
41-41	15MHz-15MHz	QPSK-QPSK	40545-40695	16RB#0-0RB#0	22.07	PASS
41-41	15MHz-15MHz	16QAM-16QAM	40545-40695	16RB#0-0RB#0	21.20	PASS
41-41	15MHz-15MHz	64QAM-64QAM	40545-40695	16RB#0-0RB#0	21.13	PASS
41-41	15MHz-15MHz	QPSK-QPSK	40545-40695	75RB#0-75RB#0	20.59	PASS
41-41	15MHz-15MHz	16QAM-16QAM	40545-40695	75RB#0-75RB#0	20.02	PASS
41-41	15MHz-15MHz	64QAM-64QAM	40545-40695	75RB#0-75RB#0	20.01	PASS
41-41	15MHz-15MHz	QPSK-QPSK	41365-41515	1RB#0-0RB#0	22.71	PASS
41-41	15MHz-15MHz	16QAM-16QAM	41365-41515	1RB#0-0RB#0	22.17	PASS
41-41	15MHz-15MHz	64QAM-64QAM	41365-41515	1RB#0-0RB#0	22.04	PASS
41-41	15MHz-15MHz	QPSK-QPSK	41365-41515	1RB#74-0RB#0	22.71	PASS
41-41	15MHz-15MHz	16QAM-16QAM	41365-41515	1RB#74-0RB#0	22.09	PASS
41-41	15MHz-15MHz	64QAM-64QAM	41365-41515	1RB#74-0RB#0	22.02	PASS
41-41	15MHz-15MHz	QPSK-QPSK	41365-41515	1RB#0-1RB#74	14.49	PASS
41-41	15MHz-15MHz	16QAM-16QAM	41365-41515	1RB#0-1RB#74	15.49	PASS
41-41	15MHz-15MHz	64QAM-64QAM	41365-41515	1RB#0-1RB#74	15.48	PASS
41-41	15MHz-15MHz	QPSK-QPSK	41365-41515	16RB#0-0RB#0	22.74	PASS
41-41	15MHz-15MHz	16QAM-16QAM	41365-41515	16RB#0-0RB#0	21.92	PASS
41-41	15MHz-15MHz	64QAM-64QAM	41365-41515	16RB#0-0RB#0	21.91	PASS

41-41	15MHz-15MHz	QPSK-QPSK	41365-41515	75RB#0-75RB#0	21.16	PASS
41-41	15MHz-15MHz	16QAM-16QAM	41365-41515	75RB#0-75RB#0	20.69	PASS
41-41	15MHz-15MHz	64QAM-64QAM	41365-41515	75RB#0-75RB#0	20.69	PASS
41-41	15MHz-20MHz	QPSK-QPSK	39728-39899	1RB#0-0RB#0	22.46	PASS
41-41	15MHz-20MHz	16QAM-16QAM	39728-39899	1RB#0-0RB#0	21.82	PASS
41-41	15MHz-20MHz	64QAM-64QAM	39728-39899	1RB#0-0RB#0	21.80	PASS
41-41	15MHz-20MHz	QPSK-QPSK	39728-39899	1RB#74-0RB#0	22.20	PASS
41-41	15MHz-20MHz	16QAM-16QAM	39728-39899	1RB#74-0RB#0	21.56	PASS
41-41	15MHz-20MHz	64QAM-64QAM	39728-39899	1RB#74-0RB#0	21.53	PASS
41-41	15MHz-20MHz	QPSK-QPSK	39728-39899	1RB#0-1RB#99	14.21	PASS
41-41	15MHz-20MHz	16QAM-16QAM	39728-39899	1RB#0-1RB#99	15.06	PASS
41-41	15MHz-20MHz	64QAM-64QAM	39728-39899	1RB#0-1RB#99	15.08	PASS
41-41	15MHz-20MHz	QPSK-QPSK	39728-39899	16RB#0-0RB#0	22.51	PASS
41-41	15MHz-20MHz	16QAM-16QAM	39728-39899	16RB#0-0RB#0	21.60	PASS
41-41	15MHz-20MHz	64QAM-64QAM	39728-39899	16RB#0-0RB#0	21.61	PASS
41-41	15MHz-20MHz	QPSK-QPSK	39728-39899	75RB#0-100RB#0	20.92	PASS
41-41	15MHz-20MHz	16QAM-16QAM	39728-39899	75RB#0-100RB#0	20.25	PASS
41-41	15MHz-20MHz	64QAM-64QAM	39728-39899	75RB#0-100RB#0	20.23	PASS
41-41	15MHz-20MHz	QPSK-QPSK	40523-40694	1RB#0-0RB#0	21.96	PASS
41-41	15MHz-20MHz	16QAM-16QAM	40523-40694	1RB#0-0RB#0	21.35	PASS
41-41	15MHz-20MHz	64QAM-64QAM	40523-40694	1RB#0-0RB#0	21.33	PASS
41-41	15MHz-20MHz	QPSK-QPSK	40523-40694	1RB#74-0RB#0	22.03	PASS
41-41	15MHz-20MHz	16QAM-16QAM	40523-40694	1RB#74-0RB#0	21.36	PASS
41-41	15MHz-20MHz	64QAM-64QAM	40523-40694	1RB#74-0RB#0	21.37	PASS
41-41	15MHz-20MHz	QPSK-QPSK	40523-40694	1RB#0-1RB#99	13.71	PASS
41-41	15MHz-20MHz	16QAM-16QAM	40523-40694	1RB#0-1RB#99	14.70	PASS
41-41	15MHz-20MHz	64QAM-64QAM	40523-40694	1RB#0-1RB#99	14.67	PASS
41-41	15MHz-20MHz	QPSK-QPSK	40523-40694	16RB#0-0RB#0	22.10	PASS
41-41	15MHz-20MHz	16QAM-16QAM	40523-40694	16RB#0-0RB#0	21.12	PASS
41-41	15MHz-20MHz	64QAM-64QAM	40523-40694	16RB#0-0RB#0	21.12	PASS
41-41	15MHz-20MHz	QPSK-QPSK	40523-40694	75RB#0-100RB#0	20.70	PASS
41-41	15MHz-20MHz	16QAM-16QAM	40523-40694	75RB#0-100RB#0	20.02	PASS
41-41	15MHz-20MHz	64QAM-64QAM	40523-40694	75RB#0-100RB#0	20.01	PASS
41-41	15MHz-20MHz	QPSK-QPSK	41319-41490	1RB#0-0RB#0	22.68	PASS
41-41	15MHz-20MHz	16QAM-16QAM	41319-41490	1RB#0-0RB#0	22.05	PASS
41-41	15MHz-20MHz	64QAM-64QAM	41319-41490	1RB#0-0RB#0	22.13	PASS
41-41	15MHz-20MHz	QPSK-QPSK	41319-41490	1RB#74-0RB#0	23.18	PASS
41-41	15MHz-20MHz	16QAM-16QAM	41319-41490	1RB#74-0RB#0	22.01	PASS
41-41	15MHz-20MHz	64QAM-64QAM	41319-41490	1RB#74-0RB#0	22.06	PASS
41-41	15MHz-20MHz	QPSK-QPSK	41319-41490	1RB#0-1RB#99	14.49	PASS
41-41	15MHz-20MHz	16QAM-16QAM	41319-41490	1RB#0-1RB#99	15.48	PASS
41-41	15MHz-20MHz	64QAM-64QAM	41319-41490	1RB#0-1RB#99	15.47	PASS

41-41	15MHz-20MHz	QPSK-QPSK	41319-41490	16RB#0-0RB#0	22.76	PASS
41-41	15MHz-20MHz	16QAM-16QAM	41319-41490	16RB#0-0RB#0	21.93	PASS
41-41	15MHz-20MHz	64QAM-64QAM	41319-41490	16RB#0-0RB#0	21.93	PASS
41-41	15MHz-20MHz	QPSK-QPSK	41319-41490	75RB#0-100RB#0	21.21	PASS
41-41	15MHz-20MHz	16QAM-16QAM	41319-41490	75RB#0-100RB#0	20.73	PASS
41-41	15MHz-20MHz	64QAM-64QAM	41319-41490	75RB#0-100RB#0	20.73	PASS
41-41	20MHz-5MHz	QPSK-QPSK	39750-39867	1RB#0-0RB#0	22.48	PASS
41-41	20MHz-5MHz	16QAM-16QAM	39750-39867	1RB#0-0RB#0	21.62	PASS
41-41	20MHz-5MHz	64QAM-64QAM	39750-39867	1RB#0-0RB#0	21.81	PASS
41-41	20MHz-5MHz	QPSK-QPSK	39750-39867	1RB#99-0RB#0	22.33	PASS
41-41	20MHz-5MHz	16QAM-16QAM	39750-39867	1RB#99-0RB#0	21.38	PASS
41-41	20MHz-5MHz	64QAM-64QAM	39750-39867	1RB#99-0RB#0	21.37	PASS
41-41	20MHz-5MHz	QPSK-QPSK	39750-39867	1RB#0-1RB#24	14.26	PASS
41-41	20MHz-5MHz	16QAM-16QAM	39750-39867	1RB#0-1RB#24	14.92	PASS
41-41	20MHz-5MHz	64QAM-64QAM	39750-39867	1RB#0-1RB#24	14.92	PASS
41-41	20MHz-5MHz	QPSK-QPSK	39750-39867	18RB#0-0RB#0	21.49	PASS
41-41	20MHz-5MHz	16QAM-16QAM	39750-39867	18RB#0-0RB#0	20.52	PASS
41-41	20MHz-5MHz	64QAM-64QAM	39750-39867	18RB#0-0RB#0	20.43	PASS
41-41	20MHz-5MHz	QPSK-QPSK	39750-39867	100RB#0-25RB#0	20.56	PASS
41-41	20MHz-5MHz	16QAM-16QAM	39750-39867	100RB#0-25RB#0	20.18	PASS
41-41	20MHz-5MHz	64QAM-64QAM	39750-39867	100RB#0-25RB#0	20.27	PASS
41-41	20MHz-5MHz	QPSK-QPSK	40595-40712	1RB#0-0RB#0	22.20	PASS
41-41	20MHz-5MHz	16QAM-16QAM	40595-40712	1RB#0-0RB#0	21.22	PASS
41-41	20MHz-5MHz	64QAM-64QAM	40595-40712	1RB#0-0RB#0	21.24	PASS
41-41	20MHz-5MHz	QPSK-QPSK	40595-40712	1RB#99-0RB#0	22.34	PASS
41-41	20MHz-5MHz	16QAM-16QAM	40595-40712	1RB#99-0RB#0	21.41	PASS
41-41	20MHz-5MHz	64QAM-64QAM	40595-40712	1RB#99-0RB#0	21.44	PASS
41-41	20MHz-5MHz	QPSK-QPSK	40595-40712	1RB#0-1RB#24	13.84	PASS
41-41	20MHz-5MHz	16QAM-16QAM	40595-40712	1RB#0-1RB#24	14.61	PASS
41-41	20MHz-5MHz	64QAM-64QAM	40595-40712	1RB#0-1RB#24	14.65	PASS
41-41	20MHz-5MHz	QPSK-QPSK	40595-40712	18RB#0-0RB#0	21.08	PASS
41-41	20MHz-5MHz	16QAM-16QAM	40595-40712	18RB#0-0RB#0	20.12	PASS
41-41	20MHz-5MHz	64QAM-64QAM	40595-40712	18RB#0-0RB#0	20.10	PASS
41-41	20MHz-5MHz	QPSK-QPSK	40595-40712	100RB#0-25RB#0	20.42	PASS
41-41	20MHz-5MHz	16QAM-16QAM	40595-40712	100RB#0-25RB#0	20.14	PASS
41-41	20MHz-5MHz	64QAM-64QAM	40595-40712	100RB#0-25RB#0	20.12	PASS
41-41	20MHz-5MHz	QPSK-QPSK	41440-41557	1RB#0-0RB#0	22.90	PASS
41-41	20MHz-5MHz	16QAM-16QAM	41440-41557	1RB#0-0RB#0	21.86	PASS
41-41	20MHz-5MHz	64QAM-64QAM	41440-41557	1RB#0-0RB#0	21.96	PASS
41-41	20MHz-5MHz	QPSK-QPSK	41440-41557	1RB#99-0RB#0	23.0	PASS
41-41	20MHz-5MHz	16QAM-16QAM	41440-41557	1RB#99-0RB#0	22.10	PASS
41-41	20MHz-5MHz	64QAM-64QAM	41440-41557	1RB#99-0RB#0	22.11	PASS

41-41	20MHz-5MHz	QPSK-QPSK	41440-41557	1RB#0-1RB#24	14.59	PASS
41-41	20MHz-5MHz	16QAM-16QAM	41440-41557	1RB#0-1RB#24	15.34	PASS
41-41	20MHz-5MHz	64QAM-64QAM	41440-41557	1RB#0-1RB#24	15.36	PASS
41-41	20MHz-5MHz	QPSK-QPSK	41440-41557	18RB#0-0RB#0	21.73	PASS
41-41	20MHz-5MHz	16QAM-16QAM	41440-41557	18RB#0-0RB#0	20.78	PASS
41-41	20MHz-5MHz	64QAM-64QAM	41440-41557	18RB#0-0RB#0	20.79	PASS
41-41	20MHz-5MHz	QPSK-QPSK	41440-41557	100RB#0-25RB#0	20.96	PASS
41-41	20MHz-5MHz	16QAM-16QAM	41440-41557	100RB#0-25RB#0	20.70	PASS
41-41	20MHz-5MHz	64QAM-64QAM	41440-41557	100RB#0-25RB#0	20.77	PASS
41-41	20MHz-15MHz	QPSK-QPSK	39750-39921	1RB#0-0RB#0	22.63	PASS
41-41	20MHz-15MHz	16QAM-16QAM	39750-39921	1RB#0-0RB#0	21.71	PASS
41-41	20MHz-15MHz	64QAM-64QAM	39750-39921	1RB#0-0RB#0	21.63	PASS
41-41	20MHz-15MHz	QPSK-QPSK	39750-39921	1RB#99-0RB#0	22.28	PASS
41-41	20MHz-15MHz	16QAM-16QAM	39750-39921	1RB#99-0RB#0	21.34	PASS
41-41	20MHz-15MHz	64QAM-64QAM	39750-39921	1RB#99-0RB#0	21.34	PASS
41-41	20MHz-15MHz	QPSK-QPSK	39750-39921	1RB#0-1RB#74	14.38	PASS
41-41	20MHz-15MHz	16QAM-16QAM	39750-39921	1RB#0-1RB#74	14.96	PASS
41-41	20MHz-15MHz	64QAM-64QAM	39750-39921	1RB#0-1RB#74	14.96	PASS
41-41	20MHz-15MHz	QPSK-QPSK	39750-39921	18RB#0-0RB#0	21.50	PASS
41-41	20MHz-15MHz	16QAM-16QAM	39750-39921	18RB#0-0RB#0	20.59	PASS
41-41	20MHz-15MHz	64QAM-64QAM	39750-39921	18RB#0-0RB#0	20.58	PASS
41-41	20MHz-15MHz	QPSK-QPSK	39750-39921	100RB#0-75RB#0	20.72	PASS
41-41	20MHz-15MHz	16QAM-16QAM	39750-39921	100RB#0-75RB#0	20.25	PASS
41-41	20MHz-15MHz	64QAM-64QAM	39750-39921	100RB#0-75RB#0	20.23	PASS
41-41	20MHz-15MHz	QPSK-QPSK	40546-40717	1RB#0-0RB#0	22.16	PASS
41-41	20MHz-15MHz	16QAM-16QAM	40546-40717	1RB#0-0RB#0	21.20	PASS
41-41	20MHz-15MHz	64QAM-64QAM	40546-40717	1RB#0-0RB#0	21.21	PASS
41-41	20MHz-15MHz	QPSK-QPSK	40546-40717	1RB#99-0RB#0	22.24	PASS
41-41	20MHz-15MHz	16QAM-16QAM	40546-40717	1RB#99-0RB#0	21.38	PASS
41-41	20MHz-15MHz	64QAM-64QAM	40546-40717	1RB#99-0RB#0	21.30	PASS
41-41	20MHz-15MHz	QPSK-QPSK	40546-40717	1RB#0-1RB#74	13.87	PASS
41-41	20MHz-15MHz	16QAM-16QAM	40546-40717	1RB#0-1RB#74	14.58	PASS
41-41	20MHz-15MHz	64QAM-64QAM	40546-40717	1RB#0-1RB#74	14.61	PASS
41-41	20MHz-15MHz	QPSK-QPSK	40546-40717	18RB#0-0RB#0	21.06	PASS
41-41	20MHz-15MHz	16QAM-16QAM	40546-40717	18RB#0-0RB#0	20.11	PASS
41-41	20MHz-15MHz	64QAM-64QAM	40546-40717	18RB#0-0RB#0	20.15	PASS
41-41	20MHz-15MHz	QPSK-QPSK	40546-40717	100RB#0-75RB#0	20.61	PASS
41-41	20MHz-15MHz	16QAM-16QAM	40546-40717	100RB#0-75RB#0	20.07	PASS
41-41	20MHz-15MHz	64QAM-64QAM	40546-40717	100RB#0-75RB#0	20.06	PASS
41-41	20MHz-15MHz	QPSK-QPSK	41341-41512	1RB#0-0RB#0	22.88	PASS
41-41	20MHz-15MHz	16QAM-16QAM	41341-41512	1RB#0-0RB#0	21.97	PASS
41-41	20MHz-15MHz	64QAM-64QAM	41341-41512	1RB#0-0RB#0	21.96	PASS

41-41	20MHz-15MHz	QPSK-QPSK	41341-41512	1RB#99-0RB#0	22.86	PASS
41-41	20MHz-15MHz	16QAM-16QAM	41341-41512	1RB#99-0RB#0	21.94	PASS
41-41	20MHz-15MHz	64QAM-64QAM	41341-41512	1RB#99-0RB#0	21.94	PASS
41-41	20MHz-15MHz	QPSK-QPSK	41341-41512	1RB#0-1RB#74	14.62	PASS
41-41	20MHz-15MHz	16QAM-16QAM	41341-41512	1RB#0-1RB#74	15.24	PASS
41-41	20MHz-15MHz	64QAM-64QAM	41341-41512	1RB#0-1RB#74	15.31	PASS
41-41	20MHz-15MHz	QPSK-QPSK	41341-41512	18RB#0-0RB#0	21.77	PASS
41-41	20MHz-15MHz	16QAM-16QAM	41341-41512	18RB#0-0RB#0	20.86	PASS
41-41	20MHz-15MHz	64QAM-64QAM	41341-41512	18RB#0-0RB#0	20.80	PASS
41-41	20MHz-15MHz	QPSK-QPSK	41341-41512	100RB#0-75RB#0	21.15	PASS
41-41	20MHz-15MHz	16QAM-16QAM	41341-41512	100RB#0-75RB#0	20.75	PASS
41-41	20MHz-15MHz	64QAM-64QAM	41341-41512	100RB#0-75RB#0	20.70	PASS
41-41	20MHz-20MHz	QPSK-QPSK	39750-39948	1RB#0-0RB#0	22.68	PASS
41-41	20MHz-20MHz	16QAM-16QAM	39750-39948	1RB#0-0RB#0	21.73	PASS
41-41	20MHz-20MHz	64QAM-64QAM	39750-39948	1RB#0-0RB#0	21.72	PASS
41-41	20MHz-20MHz	QPSK-QPSK	39750-39948	1RB#99-0RB#0	22.36	PASS
41-41	20MHz-20MHz	16QAM-16QAM	39750-39948	1RB#99-0RB#0	21.40	PASS
41-41	20MHz-20MHz	64QAM-64QAM	39750-39948	1RB#99-0RB#0	21.40	PASS
41-41	20MHz-20MHz	QPSK-QPSK	39750-39948	1RB#0-1RB#99	14.42	PASS
41-41	20MHz-20MHz	16QAM-16QAM	39750-39948	1RB#0-1RB#99	15.04	PASS
41-41	20MHz-20MHz	64QAM-64QAM	39750-39948	1RB#0-1RB#99	15.04	PASS
41-41	20MHz-20MHz	QPSK-QPSK	39750-39948	18RB#0-0RB#0	22.52	PASS
41-41	20MHz-20MHz	16QAM-16QAM	39750-39948	18RB#0-0RB#0	21.55	PASS
41-41	20MHz-20MHz	64QAM-64QAM	39750-39948	18RB#0-0RB#0	21.54	PASS
41-41	20MHz-20MHz	QPSK-QPSK	39750-39948	100RB#0-100RB#0	20.82	PASS
41-41	20MHz-20MHz	16QAM-16QAM	39750-39948	100RB#0-100RB#0	20.25	PASS
41-41	20MHz-20MHz	64QAM-64QAM	39750-39948	100RB#0-100RB#0	20.25	PASS
41-41	20MHz-20MHz	QPSK-QPSK	40521-40719	1RB#0-0RB#0	22.26	PASS
41-41	20MHz-20MHz	16QAM-16QAM	40521-40719	1RB#0-0RB#0	21.29	PASS
41-41	20MHz-20MHz	64QAM-64QAM	40521-40719	1RB#0-0RB#0	21.29	PASS
41-41	20MHz-20MHz	QPSK-QPSK	40521-40719	1RB#99-0RB#0	22.16	PASS
41-41	20MHz-20MHz	16QAM-16QAM	40521-40719	1RB#99-0RB#0	21.28	PASS
41-41	20MHz-20MHz	64QAM-64QAM	40521-40719	1RB#99-0RB#0	21.26	PASS
41-41	20MHz-20MHz	QPSK-QPSK	40521-40719	1RB#0-1RB#99	13.98	PASS
41-41	20MHz-20MHz	16QAM-16QAM	40521-40719	1RB#0-1RB#99	14.63	PASS
41-41	20MHz-20MHz	64QAM-64QAM	40521-40719	1RB#0-1RB#99	14.64	PASS
41-41	20MHz-20MHz	QPSK-QPSK	40521-40719	18RB#0-0RB#0	22.09	PASS
41-41	20MHz-20MHz	16QAM-16QAM	40521-40719	18RB#0-0RB#0	21.15	PASS
41-41	20MHz-20MHz	64QAM-64QAM	40521-40719	18RB#0-0RB#0	21.14	PASS
41-41	20MHz-20MHz	QPSK-QPSK	40521-40719	100RB#0-100RB#0	20.72	PASS
41-41	20MHz-20MHz	16QAM-16QAM	40521-40719	100RB#0-100RB#0	20.07	PASS
41-41	20MHz-20MHz	64QAM-64QAM	40521-40719	100RB#0-100RB#0	20.07	PASS

41-41	20MHz-20MHz	QPSK-QPSK	41292-41490	1RB#0-0RB#0	**23.20**	PASS
41-41	20MHz-20MHz	16QAM-16QAM	41292-41490	1RB#0-0RB#0	21.99	PASS
41-41	20MHz-20MHz	64QAM-64QAM	41292-41490	1RB#0-0RB#0	21.99	PASS
41-41	20MHz-20MHz	QPSK-QPSK	41292-41490	1RB#99-0RB#0	22.85	PASS
41-41	20MHz-20MHz	16QAM-16QAM	41292-41490	1RB#99-0RB#0	21.91	PASS
41-41	20MHz-20MHz	64QAM-64QAM	41292-41490	1RB#99-0RB#0	21.92	PASS
41-41	20MHz-20MHz	QPSK-QPSK	41292-41490	1RB#0-1RB#99	14.77	PASS
41-41	20MHz-20MHz	16QAM-16QAM	41292-41490	1RB#0-1RB#99	15.38	PASS
41-41	20MHz-20MHz	64QAM-64QAM	41292-41490	1RB#0-1RB#99	15.37	PASS
41-41	20MHz-20MHz	QPSK-QPSK	41292-41490	18RB#0-0RB#0	22.77	PASS
41-41	20MHz-20MHz	16QAM-16QAM	41292-41490	18RB#0-0RB#0	21.90	PASS
41-41	20MHz-20MHz	64QAM-64QAM	41292-41490	18RB#0-0RB#0	21.89	PASS
41-41	20MHz-20MHz	QPSK-QPSK	41292-41490	100RB#0-100RB#0	21.32	PASS
41-41	20MHz-20MHz	16QAM-16QAM	41292-41490	100RB#0-100RB#0	20.75	PASS
41-41	20MHz-20MHz	64QAM-64QAM	41292-41490	100RB#0-100RB#0	20.71	PASS

5G NR: SA

Band	SCS	Bandwidth	Modulation	Channel	RB Config	Power（dBm）	Power Class	Verdict
N41	30	20	DFT-QPSK	L	Edge_1RB_Left	23.92	PC2	PASS
N41	30	20	DFT-QPSK	L	Edge_1RB_Right	24.21	PC2	PASS
N41	30	20	DFT-QPSK	L	Outer_Full	26.25	PC2	PASS
N41	30	20	DFT-QPSK	L	Inner_Full	27.43	PC2	PASS
N41	30	20	CP-QPSK	L	Edge_1RB_Left	23.97	PC2	PASS
N41	30	20	CP-QPSK	L	Edge_1RB_Right	24.21	PC2	PASS
N41	30	20	CP-QPSK	L	Outer_Full	24.45	PC2	PASS
N41	30	20	CP-QPSK	L	Inner_Full	25.99	PC2	PASS
N41	30	20	DFT-QPSK	M	Edge_1RB_Left	24.33	PC2	PASS
N41	30	20	DFT-QPSK	M	Edge_1RB_Right	24.34	PC2	PASS
N41	30	20	DFT-QPSK	M	Outer_Full	26.58	PC2	PASS
N41	30	20	DFT-QPSK	M	Inner_Full	27.47	PC2	PASS
N41	30	20	CP-QPSK	M	Edge_1RB_Left	24.27	PC2	PASS
N41	30	20	CP-QPSK	M	Edge_1RB_Right	24.08	PC2	PASS
N41	30	20	CP-QPSK	M	Outer_Full	24.53	PC2	PASS
N41	30	20	CP-QPSK	M	Inner_Full	26.10	PC2	PASS
N41	30	20	DFT-QPSK	H	Edge_1RB_Left	23.95	PC2	PASS
N41	30	20	DFT-QPSK	H	Edge_1RB_Right	24.30	PC2	PASS
N41	30	20	DFT-QPSK	H	Outer_Full	26.70	PC2	PASS

N41	30	20	DFT-QPSK	H	Inner_Full	27.19	PC2	PASS
N41	30	20	CP-QPSK	H	Edge_1RB_Left	23.81	PC2	PASS
N41	30	20	CP-QPSK	H	Edge_1RB_Right	24.13	PC2	PASS
N41	30	20	CP-QPSK	H	Outer_Full	24.82	PC2	PASS
N41	30	20	CP-QPSK	H	Inner_Full	26.44	PC2	PASS
N41	30	40	DFT-QPSK	L	Edge_1RB_Left	23.75	PC2	PASS
N41	30	40	DFT-QPSK	L	Edge_1RB_Right	23.93	PC2	PASS
N41	30	40	DFT-QPSK	L	Outer_Full	26.40	PC2	PASS
N41	30	40	DFT-QPSK	L	Inner_Full	27.34	PC2	PASS
N41	30	40	CP-QPSK	L	Edge_1RB_Left	23.88	PC2	PASS
N41	30	40	CP-QPSK	L	Edge_1RB_Right	24.07	PC2	PASS
N41	30	40	CP-QPSK	L	Outer_Full	24.44	PC2	PASS
N41	30	40	CP-QPSK	L	Inner_Full	25.85	PC2	PASS
N41	30	40	DFT-QPSK	M	Edge_1RB_Left	24.09	PC2	PASS
N41	30	40	DFT-QPSK	M	Edge_1RB_Right	24.33	PC2	PASS
N41	30	40	DFT-QPSK	M	Outer_Full	26.61	PC2	PASS
N41	30	40	DFT-QPSK	M	Inner_Full	27.53	PC2	PASS
N41	30	40	CP-QPSK	M	Edge_1RB_Left	23.96	PC2	PASS
N41	30	40	CP-QPSK	M	Edge_1RB_Right	24.27	PC2	PASS
N41	30	40	CP-QPSK	M	Outer_Full	24.61	PC2	PASS
N41	30	40	CP-QPSK	M	Inner_Full	26.13	PC2	PASS
N41	30	40	DFT-QPSK	H	Edge_1RB_Left	24.38	PC2	PASS
N41	30	40	DFT-QPSK	H	Edge_1RB_Right	24.32	PC2	PASS
N41	30	40	DFT-QPSK	H	Outer_Full	26.67	PC2	PASS
N41	30	40	DFT-QPSK	H	Inner_Full	27.10	PC2	PASS
N41	30	40	CP-QPSK	H	Edge_1RB_Left	24.46	PC2	PASS
N41	30	40	CP-QPSK	H	Edge_1RB_Right	24.52	PC2	PASS
N41	30	40	CP-QPSK	H	Outer_Full	24.71	PC2	PASS
N41	30	40	CP-QPSK	H	Inner_Full	26.16	PC2	PASS
N41	30	60	DFT-QPSK	L	Edge_1RB_Left	23.47	PC2	PASS
N41	30	60	DFT-QPSK	L	Edge_1RB_Right	23.80	PC2	PASS
N41	30	60	DFT-QPSK	L	Outer_Full	26.42	PC2	PASS
N41	30	60	DFT-QPSK	L	Inner_Full	27.31	PC2	PASS
N41	30	60	CP-QPSK	L	Edge_1RB_Left	23.43	PC2	PASS
N41	30	60	CP-QPSK	L	Edge_1RB_Right	23.77	PC2	PASS
N41	30	60	CP-QPSK	L	Outer_Full	24.43	PC2	PASS
N41	30	60	CP-QPSK	L	Inner_Full	25.86	PC2	PASS
N41	30	60	DFT-QPSK	M	Edge_1RB_Left	23.83	PC2	PASS
N41	30	60	DFT-QPSK	M	Edge_1RB_Right	23.96	PC2	PASS
N41	30	60	DFT-QPSK	M	Outer_Full	26.50	PC2	PASS
N41	30	60	DFT-QPSK	M	Inner_Full	27.43	PC2	PASS
N41	30	60	CP-QPSK	M	Edge_1RB_Left	23.90	PC2	PASS

N41	30	60	CP-QPSK	M	Edge_1RB_Right	23.99	PC2	PASS
N41	30	60	CP-QPSK	M	Outer_Full	24.52	PC2	PASS
N41	30	60	CP-QPSK	M	Inner_Full	25.96	PC2	PASS
N41	30	60	DFT-QPSK	H	Edge_1RB_Left	23.78	PC2	PASS
N41	30	60	DFT-QPSK	H	Edge_1RB_Right	24.15	PC2	PASS
N41	30	60	DFT-QPSK	H	Outer_Full	26.53	PC2	PASS
N41	30	60	DFT-QPSK	H	Inner_Full	27.46	PC2	PASS
N41	30	60	CP-QPSK	H	Edge_1RB_Left	23.93	PC2	PASS
N41	30	60	CP-QPSK	H	Edge_1RB_Right	24.28	PC2	PASS
N41	30	60	CP-QPSK	H	Outer_Full	24.55	PC2	PASS
N41	30	60	CP-QPSK	H	Inner_Full	25.99	PC2	PASS
N41	30	100	DFT-QPSK	L	Edge_1RB_Left	23.25	PC2	PASS
N41	30	100	DFT-QPSK	L	Edge_1RB_Right	23.60	PC2	PASS
N41	30	100	DFT-QPSK	L	Outer_Full	26.27	PC2	PASS
N41	30	100	DFT-QPSK	L	Inner_Full	27.28	PC2	PASS
N41	30	100	CP-QPSK	L	Edge_1RB_Left	23.48	PC2	PASS
N41	30	100	CP-QPSK	L	Edge_1RB_Right	23.73	PC2	PASS
N41	30	100	CP-QPSK	L	Outer_Full	24.29	PC2	PASS
N41	30	100	CP-QPSK	L	Inner_Full	25.65	PC2	PASS
N41	30	100	DFT-QPSK	M	Edge_1RB_Left	23.35	PC2	PASS
N41	30	100	DFT-QPSK	M	Edge_1RB_Right	23.72	PC2	PASS
N41	30	100	DFT-QPSK	M	Outer_Full	26.29	PC2	PASS
N41	30	100	DFT-QPSK	M	Inner_Full	27.30	PC2	PASS
N41	30	100	CP-QPSK	M	Edge_1RB_Left	23.34	PC2	PASS
N41	30	100	CP-QPSK	M	Edge_1RB_Right	23.67	PC2	PASS
N41	30	100	CP-QPSK	M	Outer_Full	24.31	PC2	PASS
N41	30	100	CP-QPSK	M	Inner_Full	25.83	PC2	PASS
N41	30	100	DFT-QPSK	H	Edge_1RB_Left	23.57	PC2	PASS
N41	30	100	DFT-QPSK	H	Edge_1RB_Right	**27.54**	PC2	PASS
N41	30	100	DFT-QPSK	H	Outer_Full	26.34	PC2	PASS
N41	30	100	DFT-QPSK	H	Inner_Full	23.71	PC2	PASS
N41	30	100	CP-QPSK	H	Edge_1RB_Left	23.69	PC2	PASS
N41	30	100	CP-QPSK	H	Edge_1RB_Right	23.74	PC2	PASS
N41	30	100	CP-QPSK	H	Outer_Full	24.38	PC2	PASS
N41	30	100	CP-QPSK	H	Inner_Full	25.77	PC2	PASS

N77_3450-3550MHz

Band	SCS	Bandwidth	Modulation	Channel	RB Config	Power（dBm）	Power Class	Verdict
N77-3450-3550	30	100	DFT-QPSK	M	Edge_1RB_Left	26.16	PC2	PASS
N77-3450-3550	30	100	DFT-QPSK	M	Edge_1RB_Right	22.70	PC2	PASS
N77-3450-3550	30	100	DFT-QPSK	M	Outer_Full	**27.32**	PC2	PASS
N77-3450-3550	30	100	DFT-QPSK	M	Inner_Full	22.98	PC2	PASS
N77-3450-3550	30	100	CP-QPSK	M	Edge_1RB_Left	23.95	PC2	PASS
N77-3450-3550	30	100	CP-QPSK	M	Edge_1RB_Right	22.73	PC2	PASS
N77-3450-3550	30	100	CP-QPSK	M	Outer_Full	23.34	PC2	PASS
N77-3450-3550	30	100	CP-QPSK	M	Inner_Full	25.74	PC2	PASS

N77_3700-3980MHz

Band	SCS	Bandwidth	Modulation	Channel	RB Config	Power（dBm）	Power Class	Verdict
N77-3700-3980	30	100	DFT-QPSK	L	Edge_1RB_Left	22.89	PC2	PASS
N77-3700-3980	30	100	DFT-QPSK	L	Edge_1RB_Right	23.88	PC2	PASS
N77-3700-3980	30	100	DFT-QPSK	L	Outer_Full	26.06	PC2	PASS
N77-3700-3980	30	100	DFT-QPSK	L	Inner_Full	**27.17**	PC2	PASS
N77-3700-3980	30	100	CP-QPSK	L	Edge_1RB_Left	22.88	PC2	PASS
N77-3700-3980	30	100	CP-QPSK	L	Edge_1RB_Right	23.74	PC2	PASS
N77-3700-3980	30	100	CP-QPSK	L	Outer_Full	24.10	PC2	PASS
N77-3700-3980	30	100	CP-QPSK	L	Inner_Full	25.64	PC2	PASS
N77-370	30	100	DFT-QPSK	M	Edge_1RB_Left	23.52	PC2	PASS

0-3980								
N77-3700-3980	30	100	DFT-QPSK	M	Edge_1RB_Right	23.06	PC2	PASS
N77-3700-3980	30	100	DFT-QPSK	M	Outer_Full	22.13	PC2	PASS
N77-3700-3980	30	100	DFT-QPSK	M	Inner_Full	26.91	PC2	PASS
N77-3700-3980	30	100	CP-QPSK	M	Edge_1RB_Left	23.55	PC2	PASS
N77-3700-3980	30	100	CP-QPSK	M	Edge_1RB_Right	23.16	PC2	PASS
N77-3700-3980	30	100	CP-QPSK	M	Outer_Full	23.89	PC2	PASS
N77-3700-3980	30	100	CP-QPSK	M	Inner_Full	25.42	PC2	PASS
N77-3700-3980	30	100	DFT-QPSK	H	Edge_1RB_Left	22.58	PC2	PASS
N77-3700-3980	30	100	DFT-QPSK	H	Edge_1RB_Right	22.35	PC2	PASS
N77-3700-3980	30	100	DFT-QPSK	H	Outer_Full	25.36	PC2	PASS
N77-3700-3980	30	100	DFT-QPSK	H	Inner_Full	26.28	PC2	PASS
N77-3700-3980	30	100	CP-QPSK	H	Edge_1RB_Left	22.90	PC2	PASS
N77-3700-3980	30	100	CP-QPSK	H	Edge_1RB_Right	22.41	PC2	PASS
N77-3700-3980	30	100	CP-QPSK	H	Outer_Full	23.70	PC2	PASS
N77-3700-3980	30	100	CP-QPSK	H	Inner_Full	24.71	PC2	PASS

N78_3450-3550MHz

Band	SCS	Bandwidth	Modulation	Channel	RB Config	Power（dBm）	Power Class	Verdict
N78-3450-3550	30	20	DFT-QPSK	L	Edge_1RB_Left	23.25	PC2	PASS
N78-3450-3550	30	20	DFT-QPSK	L	Edge_1RB_Right	24.14	PC2	PASS
N78-3450-3550	30	20	DFT-QPSK	L	Outer_Full	26.25	PC2	PASS

N78-345 0-3550	30	20	DFT-QPSK	L	Inner_Full	27.22	PC2	PASS
N78-345 0-3550	30	20	CP-QPSK	L	Edge_1RB_Left	23.20	PC2	PASS
N78-345 0-3550	30	20	CP-QPSK	L	Edge_1RB_Right	24.18	PC2	PASS
N78-345 0-3550	30	20	CP-QPSK	L	Outer_Full	24.29	PC2	PASS
N78-345 0-3550	30	20	CP-QPSK	L	Inner_Full	25.88	PC2	PASS
N78-345 0-3550	30	20	DFT-QPSK	M	Edge_1RB_Left	24.28	PC2	PASS
N78-345 0-3550	30	20	DFT-QPSK	M	Edge_1RB_Right	23.68	PC2	PASS
N78-345 0-3550	30	20	DFT-QPSK	M	Outer_Full	26.60	PC2	PASS
N78-345 0-3550	30	20	DFT-QPSK	M	Inner_Full	27.40	PC2	PASS
N78-345 0-3550	30	20	CP-QPSK	M	Edge_1RB_Left	24.31	PC2	PASS
N78-345 0-3550	30	20	CP-QPSK	M	Edge_1RB_Right	23.61	PC2	PASS
N78-345 0-3550	30	20	CP-QPSK	M	Outer_Full	24.61	PC2	PASS
N78-345 0-3550	30	20	CP-QPSK	M	Inner_Full	26.19	PC2	PASS
N78-345 0-3550	30	20	DFT-QPSK	H	Edge_1RB_Left	23.84	PC2	PASS
N78-345 0-3550	30	20	DFT-QPSK	H	Edge_1RB_Right	22.91	PC2	PASS
N78-345 0-3550	30	20	DFT-QPSK	H	Outer_Full	25.81	PC2	PASS
N78-345 0-3550	30	20	DFT-QPSK	H	Inner_Full	26.81	PC2	PASS
N78-345 0-3550	30	20	CP-QPSK	H	Edge_1RB_Left	23.97	PC2	PASS
N78-345 0-3550	30	20	CP-QPSK	H	Edge_1RB_Right	22.86	PC2	PASS
N78-345 0-3550	30	20	CP-QPSK	H	Outer_Full	23.84	PC2	PASS
N78-345 0-3550	30	20	CP-QPSK	H	Inner_Full	25.30	PC2	PASS
N78-345	30	40	DFT-QPSK	L	Edge_1RB_Left	23.49	PC2	PASS

0-3550								
N78-345 0-3550	30	40	DFT-QPSK	L	Edge_1RB_Right	24.27	PC2	PASS
N78-345 0-3550	30	40	DFT-QPSK	L	Outer_Full	23.11	PC2	PASS
N78-345 0-3550	30	40	DFT-QPSK	L	Inner_Full	27.36	PC2	PASS
N78-345 0-3550	30	40	CP-QPSK	L	Edge_1RB_Left	23.31	PC2	PASS
N78-345 0-3550	30	40	CP-QPSK	L	Edge_1RB_Right	24.22	PC2	PASS
N78-345 0-3550	30	40	CP-QPSK	L	Outer_Full	24.48	PC2	PASS
N78-345 0-3550	30	40	CP-QPSK	L	Inner_Full	26.15	PC2	PASS
N78-345 0-3550	30	40	DFT-QPSK	M	Edge_1RB_Left	24.10	PC2	PASS
N78-345 0-3550	30	40	DFT-QPSK	M	Edge_1RB_Right	23.69	PC2	PASS
N78-345 0-3550	30	40	DFT-QPSK	M	Outer_Full	23.20	PC2	PASS
N78-345 0-3550	30	40	DFT-QPSK	M	Inner_Full	27.30	PC2	PASS
N78-345 0-3550	30	40	CP-QPSK	M	Edge_1RB_Left	24.09	PC2	PASS
N78-345 0-3550	30	40	CP-QPSK	M	Edge_1RB_Right	23.71	PC2	PASS
N78-345 0-3550	30	40	CP-QPSK	M	Outer_Full	21.52	PC2	PASS
N78-345 0-3550	30	40	CP-QPSK	M	Inner_Full	24.56	PC2	PASS
N78-345 0-3550	30	40	DFT-QPSK	H	Edge_1RB_Left	23.67	PC2	PASS
N78-345 0-3550	30	40	DFT-QPSK	H	Edge_1RB_Right	22.16	PC2	PASS
N78-345 0-3550	30	40	DFT-QPSK	H	Outer_Full	26.06	PC2	PASS
N78-345 0-3550	30	40	DFT-QPSK	H	Inner_Full	23.77	PC2	PASS
N78-345 0-3550	30	40	CP-QPSK	H	Edge_1RB_Left	23.75	PC2	PASS
N78-345 0-3550	30	40	CP-QPSK	H	Edge_1RB_Right	23.02	PC2	PASS

N78-345 0-3550	30	40	CP-QPSK	H	Outer_Full	24.01	PC2	PASS
N78-345 0-3550	30	40	CP-QPSK	H	Inner_Full	25.68	PC2	PASS
N78-345 0-3550	30	50	DFT-QPSK	L	Edge_1RB_Left	23.16	PC2	PASS
N78-345 0-3550	30	50	DFT-QPSK	L	Edge_1RB_Right	24.09	PC2	PASS
N78-345 0-3550	30	50	DFT-QPSK	L	Outer_Full	23.82	PC2	PASS
N78-345 0-3550	30	50	DFT-QPSK	L	Inner_Full	27.41	PC2	PASS
N78-345 0-3550	30	50	CP-QPSK	L	Edge_1RB_Left	23.12	PC2	PASS
N78-345 0-3550	30	50	CP-QPSK	L	Edge_1RB_Right	24.08	PC2	PASS
N78-345 0-3550	30	50	CP-QPSK	L	Outer_Full	24.43	PC2	PASS
N78-345 0-3550	30	50	CP-QPSK	L	Inner_Full	26.01	PC2	PASS
N78-345 0-3550	30	50	DFT-QPSK	M	Edge_1RB_Left	23.89	PC2	PASS
N78-345 0-3550	30	50	DFT-QPSK	M	Edge_1RB_Right	23.61	PC2	PASS
N78-345 0-3550	30	50	DFT-QPSK	M	Outer_Full	23.73	PC2	PASS
N78-345 0-3550	30	50	DFT-QPSK	M	Inner_Full	23.04	PC2	PASS
N78-345 0-3550	30	50	CP-QPSK	M	Edge_1RB_Left	24.75	PC2	PASS
N78-345 0-3550	30	50	CP-QPSK	M	Edge_1RB_Right	22.49	PC2	PASS
N78-345 0-3550	30	50	CP-QPSK	M	Outer_Full	24.32	PC2	PASS
N78-345 0-3550	30	50	CP-QPSK	M	Inner_Full	23.05	PC2	PASS
N78-345 0-3550	30	50	DFT-QPSK	H	Edge_1RB_Left	23.65	PC2	PASS
N78-345 0-3550	30	50	DFT-QPSK	H	Edge_1RB_Right	24.46	PC2	PASS
N78-345 0-3550	30	50	DFT-QPSK	H	Outer_Full	23.11	PC2	PASS
N78-345	30	50	DFT-QPSK	H	Inner_Full	23.25	PC2	PASS

0-3550								
N78-345 0-3550	30	50	CP-QPSK	H	Edge_1RB_Left	23.72	PC2	PASS
N78-345 0-3550	30	50	CP-QPSK	H	Edge_1RB_Right	23.45	PC2	PASS
N78-345 0-3550	30	50	CP-QPSK	H	Outer_Full	24.03	PC2	PASS
N78-345 0-3550	30	50	CP-QPSK	H	Inner_Full	25.50	PC2	PASS
N78-345 0-3550	30	60	DFT-QPSK	L	Edge_1RB_Left	23.17	PC2	PASS
N78-345 0-3550	30	60	DFT-QPSK	L	Edge_1RB_Right	23.40	PC2	PASS
N78-345 0-3550	30	60	DFT-QPSK	L	Outer_Full	26.42	PC2	PASS
N78-345 0-3550	30	60	DFT-QPSK	L	Inner_Full	27.29	PC2	PASS
N78-345 0-3550	30	60	CP-QPSK	L	Edge_1RB_Left	23.15	PC2	PASS
N78-345 0-3550	30	60	CP-QPSK	L	Edge_1RB_Right	23.57	PC2	PASS
N78-345 0-3550	30	60	CP-QPSK	L	Outer_Full	24.43	PC2	PASS
N78-345 0-3550	30	60	CP-QPSK	L	Inner_Full	25.97	PC2	PASS
N78-345 0-3550	30	60	DFT-QPSK	M	Edge_1RB_Left	23.96	PC2	PASS
N78-345 0-3550	30	60	DFT-QPSK	M	Edge_1RB_Right	23.62	PC2	PASS
N78-345 0-3550	30	60	DFT-QPSK	M	Outer_Full	26.34	PC2	PASS
N78-345 0-3550	30	60	DFT-QPSK	M	Inner_Full	27.16	PC2	PASS
N78-345 0-3550	30	60	CP-QPSK	M	Edge_1RB_Left	23.98	PC2	PASS
N78-345 0-3550	30	60	CP-QPSK	M	Edge_1RB_Right	23.54	PC2	PASS
N78-345 0-3550	30	60	CP-QPSK	M	Outer_Full	23.61	PC2	PASS
N78-345 0-3550	30	60	CP-QPSK	M	Inner_Full	23.65	PC2	PASS
N78-345 0-3550	30	60	DFT-QPSK	H	Edge_1RB_Left	24.08	PC2	PASS

N78-345 0-3550	30	60	DFT-QPSK	H	Edge_1RB_Right	24.41	PC2	PASS
N78-345 0-3550	30	60	DFT-QPSK	H	Outer_Full	24.37	PC2	PASS
N78-345 0-3550	30	60	DFT-QPSK	H	Inner_Full	24.33	PC2	PASS
N78-345 0-3550	30	60	CP-QPSK	H	Edge_1RB_Left	23.98	PC2	PASS
N78-345 0-3550	30	60	CP-QPSK	H	Edge_1RB_Right	23.52	PC2	PASS
N78-345 0-3550	30	60	CP-QPSK	H	Outer_Full	24.39	PC2	PASS
N78-345 0-3550	30	60	CP-QPSK	H	Inner_Full	24.29	PC2	PASS
N78-345 0-3550	30	80	DFT-QPSK	L	Edge_1RB_Left	25.58	PC2	PASS
N78-345 0-3550	30	80	DFT-QPSK	L	Edge_1RB_Right	24.82	PC2	PASS
N78-345 0-3550	30	80	DFT-QPSK	L	Outer_Full	24.56	PC2	PASS
N78-345 0-3550	30	80	DFT-QPSK	L	Inner_Full	23.66	PC2	PASS
N78-345 0-3550	30	80	CP-QPSK	L	Edge_1RB_Left	24.64	PC2	PASS
N78-345 0-3550	30	80	CP-QPSK	L	Edge_1RB_Right	23.78	PC2	PASS
N78-345 0-3550	30	80	CP-QPSK	L	Outer_Full	23.45	PC2	PASS
N78-345 0-3550	30	80	CP-QPSK	L	Inner_Full	23.56	PC2	PASS
N78-345 0-3550	30	80	DFT-QPSK	M	Edge_1RB_Left	23.29	PC2	PASS
N78-345 0-3550	30	80	DFT-QPSK	M	Edge_1RB_Right	23.60	PC2	PASS
N78-345 0-3550	30	80	DFT-QPSK	M	Outer_Full	23.45	PC2	PASS
N78-345 0-3550	30	80	DFT-QPSK	M	Inner_Full	23.49	PC2	PASS
N78-345 0-3550	30	80	CP-QPSK	M	Edge_1RB_Left	23.37	PC2	PASS
N78-345 0-3550	30	80	CP-QPSK	M	Edge_1RB_Right	23.63	PC2	PASS
N78-345	30	80	CP-QPSK	M	Outer_Full	24.48	PC2	PASS

0-3550								
N78-345 0-3550	30	80	CP-QPSK	M	Inner_Full	25.68	PC2	PASS
N78-345 0-3550	30	80	DFT-QPSK	H	Edge_1RB_Left	23.31	PC2	PASS
N78-345 0-3550	30	80	DFT-QPSK	H	Edge_1RB_Right	23.13	PC2	PASS
N78-345 0-3550	30	80	DFT-QPSK	H	Outer_Full	24.30	PC2	PASS
N78-345 0-3550	30	80	DFT-QPSK	H	Inner_Full	24.38	PC2	PASS
N78-345 0-3550	30	80	CP-QPSK	H	Edge_1RB_Left	24.46	PC2	PASS
N78-345 0-3550	30	80	CP-QPSK	H	Edge_1RB_Right	24.24	PC2	PASS
N78-345 0-3550	30	80	CP-QPSK	H	Outer_Full	23.32	PC2	PASS
N78-345 0-3550	30	80	CP-QPSK	H	Inner_Full	23.38	PC2	PASS
N78-345 0-3550	30	90	DFT-QPSK	L	Edge_1RB_Left	24.26	PC2	PASS
N78-345 0-3550	30	90	DFT-QPSK	L	Edge_1RB_Right	23.11	PC2	PASS
N78-345 0-3550	30	90	DFT-QPSK	L	Outer_Full	26.03	PC2	PASS
N78-345 0-3550	30	90	DFT-QPSK	L	Inner_Full	27.21	PC2	PASS
N78-345 0-3550	30	90	CP-QPSK	L	Edge_1RB_Left	23.01	PC2	PASS
N78-345 0-3550	30	90	CP-QPSK	L	Edge_1RB_Right	23.30	PC2	PASS
N78-345 0-3550	30	90	CP-QPSK	L	Outer_Full	24.10	PC2	PASS
N78-345 0-3550	30	90	CP-QPSK	L	Inner_Full	25.76	PC2	PASS
N78-345 0-3550	30	90	DFT-QPSK	M	Edge_1RB_Left	23.35	PC2	PASS
N78-345 0-3550	30	90	DFT-QPSK	M	Edge_1RB_Right	22.85	PC2	PASS
N78-345 0-3550	30	90	DFT-QPSK	M	Outer_Full	26.19	PC2	PASS
N78-345 0-3550	30	90	DFT-QPSK	M	Inner_Full	27.23	PC2	PASS

N78-345 0-3550	30	90	CP-QPSK	M	Edge_1RB_Left	23.30	PC2	PASS
N78-345 0-3550	30	90	CP-QPSK	M	Edge_1RB_Right	23.09	PC2	PASS
N78-345 0-3550	30	90	CP-QPSK	M	Outer_Full	24.23	PC2	PASS
N78-345 0-3550	30	90	CP-QPSK	M	Inner_Full	25.70	PC2	PASS
N78-345 0-3550	30	90	DFT-QPSK	H	Edge_1RB_Left	23.62	PC2	PASS
N78-345 0-3550	30	90	DFT-QPSK	H	Edge_1RB_Right	22.79	PC2	PASS
N78-345 0-3550	30	90	DFT-QPSK	H	Outer_Full	25.96	PC2	PASS
N78-345 0-3550	30	90	DFT-QPSK	H	Inner_Full	27.12	PC2	PASS
N78-345 0-3550	30	90	CP-QPSK	H	Edge_1RB_Left	23.70	PC2	PASS
N78-345 0-3550	30	90	CP-QPSK	H	Edge_1RB_Right	22.72	PC2	PASS
N78-345 0-3550	30	90	CP-QPSK	H	Outer_Full	24.04	PC2	PASS
N78-345 0-3550	30	90	CP-QPSK	H	Inner_Full	25.61	PC2	PASS
N78-345 0-3550	30	100	DFT-QPSK	L	Edge_1RB_Left	22.81	PC2	PASS
N78-345 0-3550	30	100	DFT-QPSK	L	Edge_1RB_Right	22.55	PC2	PASS
N78-345 0-3550	30	100	DFT-QPSK	L	Outer_Full	26.04	PC2	PASS
N78-345 0-3550	30	100	DFT-QPSK	L	Inner_Full	27.16	PC2	PASS
N78-345 0-3550	30	100	CP-QPSK	L	Edge_1RB_Left	22.92	PC2	PASS
N78-345 0-3550	30	100	CP-QPSK	L	Edge_1RB_Right	23.54	PC2	PASS
N78-345 0-3550	30	100	CP-QPSK	L	Outer_Full	23.33	PC2	PASS
N78-345 0-3550	30	100	CP-QPSK	L	Inner_Full	25.61	PC2	PASS
N78-345 0-3550	30	100	DFT-QPSK	M	Edge_1RB_Left	22.86	PC2	PASS
N78-345	30	100	DFT-QPSK	M	Edge_1RB_Right	22.62	PC2	PASS

0-3550								
N78-3450-3550	30	100	DFT-QPSK	M	Outer_Full	22.59	PC2	PASS
N78-3450-3550	30	100	DFT-QPSK	M	Inner_Full	**27.18**	PC2	PASS
N78-3450-3550	30	100	CP-QPSK	M	Edge_1RB_Left	22.83	PC2	PASS
N78-3450-3550	30	100	CP-QPSK	M	Edge_1RB_Right	22.66	PC2	PASS
N78-3450-3550	30	100	CP-QPSK	M	Outer_Full	24.15	PC2	PASS
N78-3450-3550	30	100	CP-QPSK	M	Inner_Full	25.73	PC2	PASS
N78-3450-3550	30	100	DFT-QPSK	H	Edge_1RB_Left	22.77	PC2	PASS
N78-3450-3550	30	100	DFT-QPSK	H	Edge_1RB_Right	22.55	PC2	PASS
N78-3450-3550	30	100	DFT-QPSK	H	Outer_Full	26.11	PC2	PASS
N78-3450-3550	30	100	DFT-QPSK	H	Inner_Full	27.12	PC2	PASS
N78-3450-3550	30	100	CP-QPSK	H	Edge_1RB_Left	23.05	PC2	PASS
N78-3450-3550	30	100	CP-QPSK	H	Edge_1RB_Right	22.66	PC2	PASS
N78-3450-3550	30	100	CP-QPSK	H	Outer_Full	24.09	PC2	PASS
N78-3450-3550	30	100	CP-QPSK	H	Inner_Full	25.57	PC2	PASS

N78_3700-3800MHz

Band	SCS	Bandwidth	Modulation	Channel	RB Config	Power（dBm）	Power Class	Verdict
N78-3700-3800	30	20	DFT-QPSK	L	Edge_1RB_Left	19.97	PC2	PASS
N78-3700-3800	30	20	DFT-QPSK	L	Edge_1RB_Right	20.20	PC2	PASS
N78-3700-3800	30	20	DFT-QPSK	L	Outer_Full	22.52	PC2	PASS
N78-3700-3800	30	20	DFT-QPSK	L	Inner_Full	23.34	PC2	PASS
N78-370	30	20	CP-QPSK	L	Edge_1RB_Left	19.89	PC2	PASS

0-3800								
N78-370 0-3800	30	20	CP-QPSK	L	Edge_1RB_Right	20.24	PC2	PASS
N78-370 0-3800	30	20	CP-QPSK	L	Outer_Full	20.48	PC2	PASS
N78-370 0-3800	30	20	CP-QPSK	L	Inner_Full	21.89	PC2	PASS
N78-370 0-3800	30	20	DFT-QPSK	M	Edge_1RB_Left	21.49	PC2	PASS
N78-370 0-3800	30	20	DFT-QPSK	M	Edge_1RB_Right	21.85	PC2	PASS
N78-370 0-3800	30	20	DFT-QPSK	M	Outer_Full	24.15	PC2	PASS
N78-370 0-3800	30	20	DFT-QPSK	M	Inner_Full	24.80	PC2	PASS
N78-370 0-3800	30	20	CP-QPSK	M	Edge_1RB_Left	21.58	PC2	PASS
N78-370 0-3800	30	20	CP-QPSK	M	Edge_1RB_Right	21.81	PC2	PASS
N78-370 0-3800	30	20	CP-QPSK	M	Outer_Full	21.95	PC2	PASS
N78-370 0-3800	30	20	CP-QPSK	M	Inner_Full	23.26	PC2	PASS
N78-370 0-3800	30	20	DFT-QPSK	H	Edge_1RB_Left	21.83	PC2	PASS
N78-370 0-3800	30	20	DFT-QPSK	H	Edge_1RB_Right	21.75	PC2	PASS
N78-370 0-3800	30	20	DFT-QPSK	H	Outer_Full	24.32	PC2	PASS
N78-370 0-3800	30	20	DFT-QPSK	H	Inner_Full	24.73	PC2	PASS
N78-370 0-3800	30	20	CP-QPSK	H	Edge_1RB_Left	21.75	PC2	PASS
N78-370 0-3800	30	20	CP-QPSK	H	Edge_1RB_Right	21.59	PC2	PASS
N78-370 0-3800	30	20	CP-QPSK	H	Outer_Full	22.10	PC2	PASS
N78-370 0-3800	30	20	CP-QPSK	H	Inner_Full	23.44	PC2	PASS
N78-370 0-3800	30	40	DFT-QPSK	L	Edge_1RB_Left	20.21	PC2	PASS
N78-370 0-3800	30	40	DFT-QPSK	L	Edge_1RB_Right	21.16	PC2	PASS

N78-3700-3800	30	40	DFT-QPSK	L	Outer_Full	21.03	PC2	PASS
N78-3700-3800	30	40	DFT-QPSK	L	Inner_Full	21.10	PC2	PASS
N78-3700-3800	30	40	CP-QPSK	L	Edge_1RB_Left	20.99	PC2	PASS
N78-3700-3800	30	40	CP-QPSK	L	Edge_1RB_Right	20.27	PC2	PASS
N78-3700-3800	30	40	CP-QPSK	L	Outer_Full	21.36	PC2	PASS
N78-3700-3800	30	40	CP-QPSK	L	Inner_Full	22.48	PC2	PASS
N78-3700-3800	30	40	DFT-QPSK	M	Edge_1RB_Left	20.22	PC2	PASS
N78-3700-3800	30	40	DFT-QPSK	M	Edge_1RB_Right	20.06	PC2	PASS
N78-3700-3800	30	40	DFT-QPSK	M	Outer_Full	20.53	PC2	PASS
N78-3700-3800	30	40	DFT-QPSK	M	Inner_Full	20.37	PC2	PASS
N78-3700-3800	30	40	CP-QPSK	M	Edge_1RB_Left	20.28	PC2	PASS
N78-3700-3800	30	40	CP-QPSK	M	Edge_1RB_Right	20.16	PC2	PASS
N78-3700-3800	30	40	CP-QPSK	M	Outer_Full	20.77	PC2	PASS
N78-3700-3800	30	40	CP-QPSK	M	Inner_Full	20.76	PC2	PASS
N78-3700-3800	30	40	DFT-QPSK	H	Edge_1RB_Left	19.01	PC2	PASS
N78-3700-3800	30	40	DFT-QPSK	H	Edge_1RB_Right	19.09	PC2	PASS
N78-3700-3800	30	40	DFT-QPSK	H	Outer_Full	21.95	PC2	PASS
N78-3700-3800	30	40	DFT-QPSK	H	Inner_Full	20.72	PC2	PASS
N78-3700-3800	30	40	CP-QPSK	H	Edge_1RB_Left	19.01	PC2	PASS
N78-3700-3800	30	40	CP-QPSK	H	Edge_1RB_Right	20.02	PC2	PASS
N78-3700-3800	30	40	CP-QPSK	H	Outer_Full	22.06	PC2	PASS
N78-370	30	40	CP-QPSK	H	Inner_Full	21.06	PC2	PASS

0-3800								
N78-3700-3800	30	50	DFT-QPSK	L	Edge_1RB_Left	20.13	PC2	PASS
N78-3700-3800	30	50	DFT-QPSK	L	Edge_1RB_Right	21.17	PC2	PASS
N78-3700-3800	30	50	DFT-QPSK	L	Outer_Full	21.52	PC2	PASS
N78-3700-3800	30	50	DFT-QPSK	L	Inner_Full	21.51	PC2	PASS
N78-3700-3800	30	50	CP-QPSK	L	Edge_1RB_Left	21.20	PC2	PASS
N78-3700-3800	30	50	CP-QPSK	L	Edge_1RB_Right	21.21	PC2	PASS
N78-3700-3800	30	50	CP-QPSK	L	Outer_Full	21.06	PC2	PASS
N78-3700-3800	30	50	CP-QPSK	L	Inner_Full	21.78	PC2	PASS
N78-3700-3800	30	50	DFT-QPSK	M	Edge_1RB_Left	21.24	PC2	PASS
N78-3700-3800	30	50	DFT-QPSK	M	Edge_1RB_Right	21.15	PC2	PASS
N78-3700-3800	30	50	DFT-QPSK	M	Outer_Full	21.84	PC2	PASS
N78-3700-3800	30	50	DFT-QPSK	M	Inner_Full	21.86	PC2	PASS
N78-3700-3800	30	50	CP-QPSK	M	Edge_1RB_Left	21.24	PC2	PASS
N78-3700-3800	30	50	CP-QPSK	M	Edge_1RB_Right	20.76	PC2	PASS
N78-3700-3800	30	50	CP-QPSK	M	Outer_Full	19.01	PC2	PASS
N78-3700-3800	30	50	CP-QPSK	M	Inner_Full	19.09	PC2	PASS
N78-3700-3800	30	50	DFT-QPSK	H	Edge_1RB_Left	21.95	PC2	PASS
N78-3700-3800	30	50	DFT-QPSK	H	Edge_1RB_Right	20.72	PC2	PASS
N78-3700-3800	30	50	DFT-QPSK	H	Outer_Full	19.01	PC2	PASS
N78-3700-3800	30	50	DFT-QPSK	H	Inner_Full	20.02	PC2	PASS
N78-3700-3800	30	50	CP-QPSK	H	Edge_1RB_Left	22.06	PC2	PASS

N78-3700-3800	30	50	CP-QPSK	H	Edge_1RB_Right	21.06	PC2	PASS
N78-3700-3800	30	50	CP-QPSK	H	Outer_Full	20.13	PC2	PASS
N78-3700-3800	30	50	CP-QPSK	H	Inner_Full	21.17	PC2	PASS
N78-3700-3800	30	60	DFT-QPSK	L	Edge_1RB_Left	21.52	PC2	PASS
N78-3700-3800	30	60	DFT-QPSK	L	Edge_1RB_Right	21.51	PC2	PASS
N78-3700-3800	30	60	DFT-QPSK	L	Outer_Full	21.20	PC2	PASS
N78-3700-3800	30	60	DFT-QPSK	L	Inner_Full	21.21	PC2	PASS
N78-3700-3800	30	60	CP-QPSK	L	Edge_1RB_Left	21.06	PC2	PASS
N78-3700-3800	30	60	CP-QPSK	L	Edge_1RB_Right	21.78	PC2	PASS
N78-3700-3800	30	60	CP-QPSK	L	Outer_Full	21.24	PC2	PASS
N78-3700-3800	30	60	CP-QPSK	L	Inner_Full	21.15	PC2	PASS
N78-3700-3800	30	60	DFT-QPSK	M	Edge_1RB_Left	21.84	PC2	PASS
N78-3700-3800	30	60	DFT-QPSK	M	Edge_1RB_Right	21.86	PC2	PASS
N78-3700-3800	30	60	DFT-QPSK	M	Outer_Full	21.24	PC2	PASS
N78-3700-3800	30	60	DFT-QPSK	M	Inner_Full	20.76	PC2	PASS
N78-3700-3800	30	60	CP-QPSK	M	Edge_1RB_Left	19.01	PC2	PASS
N78-3700-3800	30	60	CP-QPSK	M	Edge_1RB_Right	19.09	PC2	PASS
N78-3700-3800	30	60	CP-QPSK	M	Outer_Full	21.95	PC2	PASS
N78-3700-3800	30	60	CP-QPSK	M	Inner_Full	20.72	PC2	PASS
N78-3700-3800	30	60	DFT-QPSK	H	Edge_1RB_Left	19.01	PC2	PASS
N78-3700-3800	30	60	DFT-QPSK	H	Edge_1RB_Right	20.02	PC2	PASS
N78-370	30	60	DFT-QPSK	H	Outer_Full	22.06	PC2	PASS

0-3800								
N78-370 0-3800	30	60	DFT-QPSK	H	Inner_Full	21.06	PC2	PASS
N78-370 0-3800	30	60	CP-QPSK	H	Edge_1RB_Left	20.13	PC2	PASS
N78-370 0-3800	30	60	CP-QPSK	H	Edge_1RB_Right	21.17	PC2	PASS
N78-370 0-3800	30	60	CP-QPSK	H	Outer_Full	21.52	PC2	PASS
N78-370 0-3800	30	60	CP-QPSK	H	Inner_Full	21.51	PC2	PASS
N78-370 0-3800	30	80	DFT-QPSK	L	Edge_1RB_Left	21.20	PC2	PASS
N78-370 0-3800	30	80	DFT-QPSK	L	Edge_1RB_Right	21.21	PC2	PASS
N78-370 0-3800	30	80	DFT-QPSK	L	Outer_Full	21.06	PC2	PASS
N78-370 0-3800	30	80	DFT-QPSK	L	Inner_Full	21.78	PC2	PASS
N78-370 0-3800	30	80	CP-QPSK	L	Edge_1RB_Left	21.24	PC2	PASS
N78-370 0-3800	30	80	CP-QPSK	L	Edge_1RB_Right	21.15	PC2	PASS
N78-370 0-3800	30	80	CP-QPSK	L	Outer_Full	21.84	PC2	PASS
N78-370 0-3800	30	80	CP-QPSK	L	Inner_Full	21.86	PC2	PASS
N78-370 0-3800	30	80	DFT-QPSK	M	Edge_1RB_Left	21.24	PC2	PASS
N78-370 0-3800	30	80	DFT-QPSK	M	Edge_1RB_Right	21.48	PC2	PASS
N78-370 0-3800	30	80	DFT-QPSK	M	Outer_Full	21.82	PC2	PASS
N78-370 0-3800	30	80	DFT-QPSK	M	Inner_Full	21.10	PC2	PASS
N78-370 0-3800	30	80	CP-QPSK	M	Edge_1RB_Left	21.33	PC2	PASS
N78-370 0-3800	30	80	CP-QPSK	M	Edge_1RB_Right	21.11	PC2	PASS
N78-370 0-3800	30	80	CP-QPSK	M	Outer_Full	21.86	PC2	PASS
N78-370 0-3800	30	80	CP-QPSK	M	Inner_Full	21.01	PC2	PASS

N78-370 0-3800	30	80	DFT-QPSK	H	Edge_1RB_Left	21.10	PC2	PASS
N78-370 0-3800	30	80	DFT-QPSK	H	Edge_1RB_Right	21.11	PC2	PASS
N78-370 0-3800	30	80	DFT-QPSK	H	Outer_Full	21.29	PC2	PASS
N78-370 0-3800	30	80	DFT-QPSK	H	Inner_Full	21.59	PC2	PASS
N78-370 0-3800	30	80	CP-QPSK	H	Edge_1RB_Left	21.03	PC2	PASS
N78-370 0-3800	30	80	CP-QPSK	H	Edge_1RB_Right	21.17	PC2	PASS
N78-370 0-3800	30	80	CP-QPSK	H	Outer_Full	21.52	PC2	PASS
N78-370 0-3800	30	80	CP-QPSK	H	Inner_Full	21.39	PC2	PASS
N78-370 0-3800	30	90	DFT-QPSK	L	Edge_1RB_Left	21.35	PC2	PASS
N78-370 0-3800	30	90	DFT-QPSK	L	Edge_1RB_Right	21.37	PC2	PASS
N78-370 0-3800	30	90	DFT-QPSK	L	Outer_Full	21.37	PC2	PASS
N78-370 0-3800	30	90	DFT-QPSK	L	Inner_Full	21.57	PC2	PASS
N78-370 0-3800	30	90	CP-QPSK	L	Edge_1RB_Left	21.42	PC2	PASS
N78-370 0-3800	30	90	CP-QPSK	L	Edge_1RB_Right	21.37	PC2	PASS
N78-370 0-3800	30	90	CP-QPSK	L	Outer_Full	21.44	PC2	PASS
N78-370 0-3800	30	90	CP-QPSK	L	Inner_Full	22.65	PC2	PASS
N78-370 0-3800	30	90	DFT-QPSK	M	Edge_1RB_Left	21.44	PC2	PASS
N78-370 0-3800	30	90	DFT-QPSK	M	Edge_1RB_Right	21.32	PC2	PASS
N78-370 0-3800	30	90	DFT-QPSK	M	Outer_Full	21.44	PC2	PASS
N78-370 0-3800	30	90	DFT-QPSK	M	Inner_Full	21.63	PC2	PASS
N78-370 0-3800	30	90	CP-QPSK	M	Edge_1RB_Left	21.43	PC2	PASS
N78-370	30	90	CP-QPSK	M	Edge_1RB_Right	21.41	PC2	PASS

0-3800								
N78-370 0-3800	30	90	CP-QPSK	M	Outer_Full	21.59	PC2	PASS
N78-370 0-3800	30	90	CP-QPSK	M	Inner_Full	21.74	PC2	PASS
N78-370 0-3800	30	90	DFT-QPSK	H	Edge_1RB_Left	21.44	PC2	PASS
N78-370 0-3800	30	90	DFT-QPSK	H	Edge_1RB_Right	21.14	PC2	PASS
N78-370 0-3800	30	90	DFT-QPSK	H	Outer_Full	21.54	PC2	PASS
N78-370 0-3800	30	90	DFT-QPSK	H	Inner_Full	21.68	PC2	PASS
N78-370 0-3800	30	90	CP-QPSK	H	Edge_1RB_Left	21.46	PC2	PASS
N78-370 0-3800	30	90	CP-QPSK	H	Edge_1RB_Right	21.19	PC2	PASS
N78-370 0-3800	30	90	CP-QPSK	H	Outer_Full	21.69	PC2	PASS
N78-370 0-3800	30	90	CP-QPSK	H	Inner_Full	21.81	PC2	PASS
N78-370 0-3800	30	100	DFT-QPSK	L	Edge_1RB_Left	22.05	PC2	PASS
N78-370 0-3800	30	100	DFT-QPSK	L	Edge_1RB_Right	21.81	PC2	PASS
N78-370 0-3800	30	100	DFT-QPSK	L	Outer_Full	22.73	PC2	PASS
N78-370 0-3800	30	100	DFT-QPSK	L	Inner_Full	21.89	PC2	PASS
N78-370 0-3800	30	100	CP-QPSK	L	Edge_1RB_Left	22.03	PC2	PASS
N78-370 0-3800	30	100	CP-QPSK	L	Edge_1RB_Right	21.90	PC2	PASS
N78-370 0-3800	30	100	CP-QPSK	L	Outer_Full	22.73	PC2	PASS
N78-370 0-3800	30	100	CP-QPSK	L	Inner_Full	24.68	PC2	PASS
N78-370 0-3800	30	100	DFT-QPSK	M	Edge_1RB_Left	19.74	PC2	PASS
N78-370 0-3800	30	100	DFT-QPSK	M	Edge_1RB_Right	21.73	PC2	PASS
N78-370 0-3800	30	100	DFT-QPSK	M	Outer_Full	23.61	PC2	PASS

N78-3700-3800	30	100	DFT-QPSK	M	Inner_Full	**24.91**	PC2	PASS
N78-3700-3800	30	100	CP-QPSK	M	Edge_1RB_Left	19.81	PC2	PASS
N78-3700-3800	30	100	CP-QPSK	M	Edge_1RB_Right	21.66	PC2	PASS
N78-3700-3800	30	100	CP-QPSK	M	Outer_Full	21.68	PC2	PASS
N78-3700-3800	30	100	CP-QPSK	M	Inner_Full	23.29	PC2	PASS
N78-3700-3800	30	100	DFT-QPSK	H	Edge_1RB_Left	19.77	PC2	PASS
N78-3700-3800	30	100	DFT-QPSK	H	Edge_1RB_Right	21.63	PC2	PASS
N78-3700-3800	30	100	DFT-QPSK	H	Outer_Full	23.72	PC2	PASS
N78-3700-3800	30	100	DFT-QPSK	H	Inner_Full	24.83	PC2	PASS
N78-3700-3800	30	100	CP-QPSK	H	Edge_1RB_Left	19.69	PC2	PASS
N78-3700-3800	30	100	CP-QPSK	H	Edge_1RB_Right	21.67	PC2	PASS
N78-3700-3800	30	100	CP-QPSK	H	Outer_Full	21.70	PC2	PASS
N78-3700-3800	30	100	CP-QPSK	H	Inner_Full	23.29	PC2	PASS

5G NR: EN DC

5A_N41

Band	SCS	Bandwidth	Modulation	Channel	RB Config	Power（dBm）	Verdict
DC_5A_n41A	30	5+20	DFT-QPSK	M+L	Edge_1RB_Left	23.88	PASS
DC_5A_n41A	30	5+20	DFT-QPSK	M+L	Edge_1RB_Right	24.10	PASS
DC_5A_n41A	30	5+20	DFT-QPSK	M+L	Outer_Full	25.07	PASS
DC_5A_n41A	30	5+20	DFT-QPSK	M+L	Inner_Full	24.38	PASS
DC_5A_n41A	30	5+20	CP-QPSK	M+L	Edge_1RB_Left	23.77	PASS
DC_5A_n41A	30	5+20	CP-QPSK	M+L	Edge_1RB_Right	24.02	PASS
DC_5A_n41A	30	5+20	CP-QPSK	M+L	Outer_Full	24.41	PASS
DC_5A_n41A	30	5+20	CP-QPSK	M+L	Inner_Full	24.42	PASS
DC_5A_n41A	30	5+20	DFT-QPSK	M+M	Edge_1RB_Left	24.40	PASS
DC_5A_n41A	30	5+20	DFT-QPSK	M+M	Edge_1RB_Right	24.32	PASS
DC_5A_n41A	30	5+20	DFT-QPSK	M+M	Outer_Full	24.85	PASS
DC_5A_n41A	30	5+20	DFT-QPSK	M+M	Inner_Full	24.83	PASS

DC_5A_n41A	30	5+20	CP-QPSK	M+M	Edge_1RB_Left	24.21	PASS
DC_5A_n41A	30	5+20	CP-QPSK	M+M	Edge_1RB_Right	24.18	PASS
DC_5A_n41A	30	5+20	CP-QPSK	M+M	Outer_Full	24.84	PASS
DC_5A_n41A	30	5+20	CP-QPSK	M+M	Inner_Full	24.73	PASS
DC_5A_n41A	30	5+20	DFT-QPSK	M+H	Edge_1RB_Left	24.46	PASS
DC_5A_n41A	30	5+20	DFT-QPSK	M+H	Edge_1RB_Right	24.89	PASS
DC_5A_n41A	30	5+20	DFT-QPSK	M+H	Outer_Full	25.14	PASS
DC_5A_n41A	30	5+20	DFT-QPSK	M+H	Inner_Full	25.10	PASS
DC_5A_n41A	30	5+20	CP-QPSK	M+H	Edge_1RB_Left	24.42	PASS
DC_5A_n41A	30	5+20	CP-QPSK	M+H	Edge_1RB_Right	25.12	PASS
DC_5A_n41A	30	5+20	CP-QPSK	M+H	Outer_Full	25.11	PASS
DC_5A_n41A	30	5+20	CP-QPSK	M+H	Inner_Full	25.16	PASS
DC_5A_n41A	30	5+40	DFT-QPSK	M+L	Edge_1RB_Left	23.98	PASS
DC_5A_n41A	30	5+40	DFT-QPSK	M+L	Edge_1RB_Right	24.09	PASS
DC_5A_n41A	30	5+40	DFT-QPSK	M+L	Outer_Full	24.56	PASS
DC_5A_n41A	30	5+40	DFT-QPSK	M+L	Inner_Full	24.63	PASS
DC_5A_n41A	30	5+40	CP-QPSK	M+L	Edge_1RB_Left	24.08	PASS
DC_5A_n41A	30	5+40	CP-QPSK	M+L	Edge_1RB_Right	24.09	PASS
DC_5A_n41A	30	5+40	CP-QPSK	M+L	Outer_Full	24.56	PASS
DC_5A_n41A	30	5+40	CP-QPSK	M+L	Inner_Full	24.61	PASS
DC_5A_n41A	30	5+40	DFT-QPSK	M+M	Edge_1RB_Left	24.23	PASS
DC_5A_n41A	30	5+40	DFT-QPSK	M+M	Edge_1RB_Right	24.56	PASS
DC_5A_n41A	30	5+40	DFT-QPSK	M+M	Outer_Full	24.92	PASS
DC_5A_n41A	30	5+40	DFT-QPSK	M+M	Inner_Full	24.81	PASS
DC_5A_n41A	30	5+40	CP-QPSK	M+M	Edge_1RB_Left	24.07	PASS
DC_5A_n41A	30	5+40	CP-QPSK	M+M	Edge_1RB_Right	24.52	PASS
DC_5A_n41A	30	5+40	CP-QPSK	M+M	Outer_Full	24.88	PASS
DC_5A_n41A	30	5+40	CP-QPSK	M+M	Inner_Full	24.78	PASS
DC_5A_n41A	30	5+40	DFT-QPSK	M+H	Edge_1RB_Left	24.55	PASS
DC_5A_n41A	30	5+40	DFT-QPSK	M+H	Edge_1RB_Right	24.69	PASS
DC_5A_n41A	30	5+40	DFT-QPSK	M+H	Outer_Full	24.97	PASS
DC_5A_n41A	30	5+40	DFT-QPSK	M+H	Inner_Full	24.94	PASS
DC_5A_n41A	30	5+40	CP-QPSK	M+H	Edge_1RB_Left	24.39	PASS
DC_5A_n41A	30	5+40	CP-QPSK	M+H	Edge_1RB_Right	24.87	PASS
DC_5A_n41A	30	5+40	CP-QPSK	M+H	Outer_Full	24.96	PASS
DC_5A_n41A	30	5+40	CP-QPSK	M+H	Inner_Full	24.82	PASS
DC_5A_n41A	30	5+60	DFT-QPSK	M+L	Edge_1RB_Left	23.67	PASS
DC_5A_n41A	30	5+60	DFT-QPSK	M+L	Edge_1RB_Right	24.09	PASS
DC_5A_n41A	30	5+60	DFT-QPSK	M+L	Outer_Full	24.59	PASS
DC_5A_n41A	30	5+60	DFT-QPSK	M+L	Inner_Full	24.54	PASS
DC_5A_n41A	30	5+60	CP-QPSK	M+L	Edge_1RB_Left	23.86	PASS
DC_5A_n41A	30	5+60	CP-QPSK	M+L	Edge_1RB_Right	23.91	PASS

DC_5A_n41A	30	5+60	CP-QPSK	M+L	Outer_Full	24.59	PASS
DC_5A_n41A	30	5+60	CP-QPSK	M+L	Inner_Full	24.53	PASS
DC_5A_n41A	30	5+60	DFT-QPSK	M+M	Edge_1RB_Left	23.92	PASS
DC_5A_n41A	30	5+60	DFT-QPSK	M+M	Edge_1RB_Right	24.44	PASS
DC_5A_n41A	30	5+60	DFT-QPSK	M+M	Outer_Full	24.74	PASS
DC_5A_n41A	30	5+60	DFT-QPSK	M+M	Inner_Full	24.82	PASS
DC_5A_n41A	30	5+60	CP-QPSK	M+M	Edge_1RB_Left	23.78	PASS
DC_5A_n41A	30	5+60	CP-QPSK	M+M	Edge_1RB_Right	24.34	PASS
DC_5A_n41A	30	5+60	CP-QPSK	M+M	Outer_Full	24.75	PASS
DC_5A_n41A	30	5+60	CP-QPSK	M+M	Inner_Full	24.73	PASS
DC_5A_n41A	30	5+60	DFT-QPSK	M+H	Edge_1RB_Left	24.37	PASS
DC_5A_n41A	30	5+60	DFT-QPSK	M+H	Edge_1RB_Right	24.67	PASS
DC_5A_n41A	30	5+60	DFT-QPSK	M+H	Outer_Full	24.96	PASS
DC_5A_n41A	30	5+60	DFT-QPSK	M+H	Inner_Full	24.98	PASS
DC_5A_n41A	30	5+60	CP-QPSK	M+H	Edge_1RB_Left	24.11	PASS
DC_5A_n41A	30	5+60	CP-QPSK	M+H	Edge_1RB_Right	24.61	PASS
DC_5A_n41A	30	5+60	CP-QPSK	M+H	Outer_Full	24.98	PASS
DC_5A_n41A	30	5+60	CP-QPSK	M+H	Inner_Full	24.92	PASS
DC_5A_n41A	30	5+100	DFT-QPSK	M+L	Edge_1RB_Left	23.45	PASS
DC_5A_n41A	30	5+100	DFT-QPSK	M+L	Edge_1RB_Right	23.96	PASS
DC_5A_n41A	30	5+100	DFT-QPSK	M+L	Outer_Full	25.15	PASS
DC_5A_n41A	30	5+100	DFT-QPSK	M+L	Inner_Full	24.41	PASS
DC_5A_n41A	30	5+100	CP-QPSK	M+L	Edge_1RB_Left	23.65	PASS
DC_5A_n41A	30	5+100	CP-QPSK	M+L	Edge_1RB_Right	23.84	PASS
DC_5A_n41A	30	5+100	CP-QPSK	M+L	Outer_Full	24.49	PASS
DC_5A_n41A	30	5+100	CP-QPSK	M+L	Inner_Full	24.43	PASS
DC_5A_n41A	30	5+100	DFT-QPSK	M+M	Edge_1RB_Left	23.65	PASS
DC_5A_n41A	30	5+100	DFT-QPSK	M+M	Edge_1RB_Right	24.09	PASS
DC_5A_n41A	30	5+100	DFT-QPSK	M+M	Outer_Full	25.11	PASS
DC_5A_n41A	30	5+100	DFT-QPSK	M+M	Inner_Full	24.70	PASS
DC_5A_n41A	30	5+100	CP-QPSK	M+M	Edge_1RB_Left	23.79	PASS
DC_5A_n41A	30	5+100	CP-QPSK	M+M	Edge_1RB_Right	24.23	PASS
DC_5A_n41A	30	5+100	CP-QPSK	M+M	Outer_Full	24.59	PASS
DC_5A_n41A	30	5+100	CP-QPSK	M+M	Inner_Full	24.66	PASS
DC_5A_n41A	30	5+100	DFT-QPSK	M+H	Edge_1RB_Left	17.05	PASS
DC_5A_n41A	30	5+100	DFT-QPSK	M+H	Edge_1RB_Right	24.45	PASS
DC_5A_n41A	30	5+100	DFT-QPSK	M+H	Outer_Full	**25.26**	PASS
DC_5A_n41A	30	5+100	DFT-QPSK	M+H	Inner_Full	24.76	PASS
DC_5A_n41A	30	5+100	CP-QPSK	M+H	Edge_1RB_Left	24.17	PASS
DC_5A_n41A	30	5+100	CP-QPSK	M+H	Edge_1RB_Right	24.29	PASS
DC_5A_n41A	30	5+100	CP-QPSK	M+H	Outer_Full	24.86	PASS
DC_5A_n41A	30	5+100	CP-QPSK	M+H	Inner_Full	24.79	PASS

2A_N78A-3450-3550MHz

Band	SCS	Bandwidth	Modulation	Channel	RB Config	Power（dBm）	Power Class	Verdict
DC_2A_n78A-3450-3550	30	5+20	DFT-QPSK	M+L	Edge_1RB_Left	24.20	PC3	PASS
DC_2A_n78A-3450-3550	30	5+20	DFT-QPSK	M+L	Edge_1RB_Right	24.38	PC3	PASS
DC_2A_n78A-3450-3550	30	5+20	DFT-QPSK	M+L	Outer_Full	24.82	PC3	PASS
DC_2A_n78A-3450-3550	30	5+20	DFT-QPSK	M+L	Inner_Full	24.61	PC3	PASS
DC_2A_n78A-3450-3550	30	5+20	CP-QPSK	M+L	Edge_1RB_Left	23.98	PC3	PASS
DC_2A_n78A-3450-3550	30	5+20	CP-QPSK	M+L	Edge_1RB_Right	24.24	PC3	PASS
DC_2A_n78A-3450-3550	30	5+20	CP-QPSK	M+L	Outer_Full	24.65	PC3	PASS
DC_2A_n78A-3450-3550	30	5+20	CP-QPSK	M+L	Inner_Full	24.83	PC3	PASS
DC_2A_n78A-3450-3550	30	5+20	DFT-QPSK	M+M	Edge_1RB_Left	24.62	PC3	PASS
DC_2A_n78A-3450-3550	30	5+20	DFT-QPSK	M+M	Edge_1RB_Right	23.62	PC3	PASS
DC_2A_n78A-3450-3550	30	5+20	DFT-QPSK	M+M	Outer_Full	24.51	PC3	PASS
DC_2A_n78A-3450-3550	30	5+20	DFT-QPSK	M+M	Inner_Full	24.60	PC3	PASS
DC_2A_n78A-3450-3550	30	5+20	CP-QPSK	M+M	Edge_1RB_Left	24.40	PC3	PASS
DC_2A_n78A-3450-3550	30	5+20	CP-QPSK	M+M	Edge_1RB_Right	23.69	PC3	PASS
DC_2A_n78A-3450-3550	30	5+20	CP-QPSK	M+M	Outer_Full	24.55	PC3	PASS
DC_2A_n78A-3450-3550	30	5+20	CP-QPSK	M+M	Inner_Full	24.52	PC3	PASS
DC_2A_n78A-3450-3550	30	5+20	DFT-QPSK	M+H	Edge_1RB_Left	23.67	PC3	PASS
DC_2A_n78A-3450-3550	30	5+20	DFT-QPSK	M+H	Edge_1RB_Right	23.07	PC3	PASS
DC_2A_n78A-	30	5+20	DFT-QPSK	M+H	Outer_Full	23.62	PC3	PASS

3450-3550								
DC_2A_n78A-3450-3550	30	5+20	DFT-QPSK	M+H	Inner_Full	23.55	PC3	PASS
DC_2A_n78A-3450-3550	30	5+20	CP-QPSK	M+H	Edge_1RB_Left	23.61	PC3	PASS
DC_2A_n78A-3450-3550	30	5+20	CP-QPSK	M+H	Edge_1RB_Right	22.83	PC3	PASS
DC_2A_n78A-3450-3550	30	5+20	CP-QPSK	M+H	Outer_Full	23.63	PC3	PASS
DC_2A_n78A-3450-3550	30	5+20	CP-QPSK	M+H	Inner_Full	20.76	PC3	PASS
DC_2A_n78A-3450-3550	30	5+40	DFT-QPSK	M+L	Edge_1RB_Left	24.35	PC3	PASS
DC_2A_n78A-3450-3550	30	5+40	DFT-QPSK	M+L	Edge_1RB_Right	24.72	PC3	PASS
DC_2A_n78A-3450-3550	30	5+40	DFT-QPSK	M+L	Outer_Full	24.50	PC3	PASS
DC_2A_n78A-3450-3550	30	5+40	DFT-QPSK	M+L	Inner_Full	24.8	PC3	PASS
DC_2A_n78A-3450-3550	30	5+40	CP-QPSK	M+L	Edge_1RB_Left	24.15	PC3	PASS
DC_2A_n78A-3450-3550	30	5+40	CP-QPSK	M+L	Edge_1RB_Right	24.56	PC3	PASS
DC_2A_n78A-3450-3550	30	5+40	CP-QPSK	M+L	Outer_Full	24.67	PC3	PASS
DC_2A_n78A-3450-3550	30	5+40	CP-QPSK	M+L	Inner_Full	19.16	PC3	PASS
DC_2A_n78A-3450-3550	30	5+40	DFT-QPSK	M+M	Edge_1RB_Left	24.66	PC3	PASS
DC_2A_n78A-3450-3550	30	5+40	DFT-QPSK	M+M	Edge_1RB_Right	24.15	PC3	PASS
DC_2A_n78A-3450-3550	30	5+40	DFT-QPSK	M+M	Outer_Full	24.77	PC3	PASS
DC_2A_n78A-3450-3550	30	5+40	DFT-QPSK	M+M	Inner_Full	24.77	PC3	PASS
DC_2A_n78A-3450-3550	30	5+40	CP-QPSK	M+M	Edge_1RB_Left	24.47	PC3	PASS
DC_2A_n78A-3450-3550	30	5+40	CP-QPSK	M+M	Edge_1RB_Right	23.85	PC3	PASS
DC_2A_n78A-3450-3550	30	5+40	CP-QPSK	M+M	Outer_Full	24.72	PC3	PASS
DC_2A_n78A-3450-3550	30	5+40	CP-QPSK	M+M	Inner_Full	24.69	PC3	PASS

DC_2A_n78A-3450-3550	30	5+40	DFT-QPSK	M+H	Edge_1RB_Left	23.71	PC3	PASS
DC_2A_n78A-3450-3550	30	5+40	DFT-QPSK	M+H	Edge_1RB_Right	23.09	PC3	PASS
DC_2A_n78A-3450-3550	30	5+40	DFT-QPSK	M+H	Outer_Full	24.18	PC3	PASS
DC_2A_n78A-3450-3550	30	5+40	DFT-QPSK	M+H	Inner_Full	24.29	PC3	PASS
DC_2A_n78A-3450-3550	30	5+40	CP-QPSK	M+H	Edge_1RB_Left	23.59	PC3	PASS
DC_2A_n78A-3450-3550	30	5+40	CP-QPSK	M+H	Edge_1RB_Right	23.01	PC3	PASS
DC_2A_n78A-3450-3550	30	5+40	CP-QPSK	M+H	Outer_Full	24.05	PC3	PASS
DC_2A_n78A-3450-3550	30	5+40	CP-QPSK	M+H	Inner_Full	24.21	PC3	PASS
DC_2A_n78A-3450-3550	30	5+50	DFT-QPSK	M+L	Edge_1RB_Left	24.01	PC3	PASS
DC_2A_n78A-3450-3550	30	5+50	DFT-QPSK	M+L	Edge_1RB_Right	23.95	PC3	PASS
DC_2A_n78A-3450-3550	30	5+50	DFT-QPSK	M+L	Outer_Full	24.81	PC3	PASS
DC_2A_n78A-3450-3550	30	5+50	DFT-QPSK	M+L	Inner_Full	24.84	PC3	PASS
DC_2A_n78A-3450-3550	30	5+50	CP-QPSK	M+L	Edge_1RB_Left	23.84	PC3	PASS
DC_2A_n78A-3450-3550	30	5+50	CP-QPSK	M+L	Edge_1RB_Right	24.07	PC3	PASS
DC_2A_n78A-3450-3550	30	5+50	CP-QPSK	M+L	Outer_Full	24.76	PC3	PASS
DC_2A_n78A-3450-3550	30	5+50	CP-QPSK	M+L	Inner_Full	24.81	PC3	PASS
DC_2A_n78A-3450-3550	30	5+50	DFT-QPSK	M+M	Edge_1RB_Left	24.13	PC3	PASS
DC_2A_n78A-3450-3550	30	5+50	DFT-QPSK	M+M	Edge_1RB_Right	23.96	PC3	PASS
DC_2A_n78A-3450-3550	30	5+50	DFT-QPSK	M+M	Outer_Full	24.48	PC3	PASS
DC_2A_n78A-3450-3550	30	5+50	DFT-QPSK	M+M	Inner_Full	24.64	PC3	PASS
DC_2A_n78A-3450-3550	30	5+50	CP-QPSK	M+M	Edge_1RB_Left	23.89	PC3	PASS
DC_2A_n78A-	30	5+50	CP-QPSK	M+M	Edge_1RB_Right	23.75	PC3	PASS

3450-3550								
DC_2A_n78A-3450-3550	30	5+50	CP-QPSK	M+M	Outer_Full	24.55	PC3	PASS
DC_2A_n78A-3450-3550	30	5+50	CP-QPSK	M+M	Inner_Full	24.48	PC3	PASS
DC_2A_n78A-3450-3550	30	5+50	DFT-QPSK	M+H	Edge_1RB_Left	23.80	PC3	PASS
DC_2A_n78A-3450-3550	30	5+50	DFT-QPSK	M+H	Edge_1RB_Right	22.89	PC3	PASS
DC_2A_n78A-3450-3550	30	5+50	DFT-QPSK	M+H	Outer_Full	23.95	PC3	PASS
DC_2A_n78A-3450-3550	30	5+50	DFT-QPSK	M+H	Inner_Full	24.13	PC3	PASS
DC_2A_n78A-3450-3550	30	5+50	CP-QPSK	M+H	Edge_1RB_Left	23.99	PC3	PASS
DC_2A_n78A-3450-3550	30	5+50	CP-QPSK	M+H	Edge_1RB_Right	22.85	PC3	PASS
DC_2A_n78A-3450-3550	30	5+50	CP-QPSK	M+H	Outer_Full	23.93	PC3	PASS
DC_2A_n78A-3450-3550	30	5+50	CP-QPSK	M+H	Inner_Full	24.18	PC3	PASS
DC_2A_n78A-3450-3550	30	5+60	DFT-QPSK	M+L	Edge_1RB_Left	24.07	PC3	PASS
DC_2A_n78A-3450-3550	30	5+60	DFT-QPSK	M+L	Edge_1RB_Right	23.34	PC3	PASS
DC_2A_n78A-3450-3550	30	5+60	DFT-QPSK	M+L	Outer_Full	24.70	PC3	PASS
DC_2A_n78A-3450-3550	30	5+60	DFT-QPSK	M+L	Inner_Full	24.66	PC3	PASS
DC_2A_n78A-3450-3550	30	5+60	CP-QPSK	M+L	Edge_1RB_Left	24.25	PC3	PASS
DC_2A_n78A-3450-3550	30	5+60	CP-QPSK	M+L	Edge_1RB_Right	23.17	PC3	PASS
DC_2A_n78A-3450-3550	30	5+60	CP-QPSK	M+L	Outer_Full	24.53	PC3	PASS
DC_2A_n78A-3450-3550	30	5+60	CP-QPSK	M+L	Inner_Full	24.81	PC3	PASS
DC_2A_n78A-3450-3550	30	5+60	DFT-QPSK	M+M	Edge_1RB_Left	24.23	PC3	PASS
DC_2A_n78A-3450-3550	30	5+60	DFT-QPSK	M+M	Edge_1RB_Right	23.68	PC3	PASS
DC_2A_n78A-3450-3550	30	5+60	DFT-QPSK	M+M	Outer_Full	24.46	PC3	PASS

DC_2A_n78A-3450-3550	30	5+60	DFT-QPSK	M+M	Inner_Full	24.50	PC3	PASS
DC_2A_n78A-3450-3550	30	5+60	CP-QPSK	M+M	Edge_1RB_Left	24.30	PC3	PASS
DC_2A_n78A-3450-3550	30	5+60	CP-QPSK	M+M	Edge_1RB_Right	23.78	PC3	PASS
DC_2A_n78A-3450-3550	30	5+60	CP-QPSK	M+M	Outer_Full	24.43	PC3	PASS
DC_2A_n78A-3450-3550	30	5+60	CP-QPSK	M+M	Inner_Full	24.50	PC3	PASS
DC_2A_n78A-3450-3550	30	5+60	DFT-QPSK	M+H	Edge_1RB_Left	24.45	PC3	PASS
DC_2A_n78A-3450-3550	30	5+60	DFT-QPSK	M+H	Edge_1RB_Right	22.84	PC3	PASS
DC_2A_n78A-3450-3550	30	5+60	DFT-QPSK	M+H	Outer_Full	24.05	PC3	PASS
DC_2A_n78A-3450-3550	30	5+60	DFT-QPSK	M+H	Inner_Full	24.13	PC3	PASS
DC_2A_n78A-3450-3550	30	5+60	CP-QPSK	M+H	Edge_1RB_Left	24.48	PC3	PASS
DC_2A_n78A-3450-3550	30	5+60	CP-QPSK	M+H	Edge_1RB_Right	22.75	PC3	PASS
DC_2A_n78A-3450-3550	30	5+60	CP-QPSK	M+H	Outer_Full	24.04	PC3	PASS
DC_2A_n78A-3450-3550	30	5+60	CP-QPSK	M+H	Inner_Full	24.19	PC3	PASS
DC_2A_n78A-3450-3550	30	5+80	DFT-QPSK	M+L	Edge_1RB_Left	23.88	PC3	PASS
DC_2A_n78A-3450-3550	30	5+80	DFT-QPSK	M+L	Edge_1RB_Right	23.51	PC3	PASS
DC_2A_n78A-3450-3550	30	5+80	DFT-QPSK	M+L	Outer_Full	24.36	PC3	PASS
DC_2A_n78A-3450-3550	30	5+80	DFT-QPSK	M+L	Inner_Full	24.50	PC3	PASS
DC_2A_n78A-3450-3550	30	5+80	CP-QPSK	M+L	Edge_1RB_Left	23.72	PC3	PASS
DC_2A_n78A-3450-3550	30	5+80	CP-QPSK	M+L	Edge_1RB_Right	23.38	PC3	PASS
DC_2A_n78A-3450-3550	30	5+80	CP-QPSK	M+L	Outer_Full	24.34	PC3	PASS
DC_2A_n78A-3450-3550	30	5+80	CP-QPSK	M+L	Inner_Full	24.39	PC3	PASS
DC_2A_n78A-	30	5+80	DFT-QPSK	M+M	Edge_1RB_Left	24.27	PC3	PASS

3450-3550								
DC_2A_n78A-3450-3550	30	5+80	DFT-QPSK	M+M	Edge_1RB_Right	22.74	PC3	PASS
DC_2A_n78A-3450-3550	30	5+80	DFT-QPSK	M+M	Outer_Full	24.24	PC3	PASS
DC_2A_n78A-3450-3550	30	5+80	DFT-QPSK	M+M	Inner_Full	24.42	PC3	PASS
DC_2A_n78A-3450-3550	30	5+80	CP-QPSK	M+M	Edge_1RB_Left	24.10	PC3	PASS
DC_2A_n78A-3450-3550	30	5+80	CP-QPSK	M+M	Edge_1RB_Right	21.08	PC3	PASS
DC_2A_n78A-3450-3550	30	5+80	CP-QPSK	M+M	Outer_Full	24.32	PC3	PASS
DC_2A_n78A-3450-3550	30	5+80	CP-QPSK	M+M	Inner_Full	24.20	PC3	PASS
DC_2A_n78A-3450-3550	30	5+80	DFT-QPSK	M+H	Edge_1RB_Left	23.95	PC3	PASS
DC_2A_n78A-3450-3550	30	5+80	DFT-QPSK	M+H	Edge_1RB_Right	22.83	PC3	PASS
DC_2A_n78A-3450-3550	30	5+80	DFT-QPSK	M+H	Outer_Full	24.02	PC3	PASS
DC_2A_n78A-3450-3550	30	5+80	DFT-QPSK	M+H	Inner_Full	24.13	PC3	PASS
DC_2A_n78A-3450-3550	30	5+80	CP-QPSK	M+H	Edge_1RB_Left	24.18	PC3	PASS
DC_2A_n78A-3450-3550	30	5+80	CP-QPSK	M+H	Edge_1RB_Right	22.86	PC3	PASS
DC_2A_n78A-3450-3550	30	5+80	CP-QPSK	M+H	Outer_Full	24.08	PC3	PASS
DC_2A_n78A-3450-3550	30	5+80	CP-QPSK	M+H	Inner_Full	24.14	PC3	PASS
DC_2A_n78A-3450-3550	30	5+90	DFT-QPSK	M+L	Edge_1RB_Left	23.84	PC3	PASS
DC_2A_n78A-3450-3550	30	5+90	DFT-QPSK	M+L	Edge_1RB_Right	22.79	PC3	PASS
DC_2A_n78A-3450-3550	30	5+90	DFT-QPSK	M+L	Outer_Full	24.35	PC3	PASS
DC_2A_n78A-3450-3550	30	5+90	DFT-QPSK	M+L	Inner_Full	24.34	PC3	PASS
DC_2A_n78A-3450-3550	30	5+90	CP-QPSK	M+L	Edge_1RB_Left	23.62	PC3	PASS
DC_2A_n78A-3450-3550	30	5+90	CP-QPSK	M+L	Edge_1RB_Right	22.65	PC3	PASS

DC_2A_n78A-3450-3550	30	5+90	CP-QPSK	M+L	Outer_Full	24.33	PC3	PASS
DC_2A_n78A-3450-3550	30	5+90	CP-QPSK	M+L	Inner_Full	24.44	PC3	PASS
DC_2A_n78A-3450-3550	30	5+90	DFT-QPSK	M+M	Edge_1RB_Left	24.12	PC3	PASS
DC_2A_n78A-3450-3550	30	5+90	DFT-QPSK	M+M	Edge_1RB_Right	22.63	PC3	PASS
DC_2A_n78A-3450-3550	30	5+90	DFT-QPSK	M+M	Outer_Full	24.31	PC3	PASS
DC_2A_n78A-3450-3550	30	5+90	DFT-QPSK	M+M	Inner_Full	24.32	PC3	PASS
DC_2A_n78A-3450-3550	30	5+90	CP-QPSK	M+M	Edge_1RB_Left	24.04	PC3	PASS
DC_2A_n78A-3450-3550	30	5+90	CP-QPSK	M+M	Edge_1RB_Right	22.77	PC3	PASS
DC_2A_n78A-3450-3550	30	5+90	CP-QPSK	M+M	Outer_Full	24.17	PC3	PASS
DC_2A_n78A-3450-3550	30	5+90	CP-QPSK	M+M	Inner_Full	24.29	PC3	PASS
DC_2A_n78A-3450-3550	30	5+90	DFT-QPSK	M+H	Edge_1RB_Left	24.21	PC3	PASS
DC_2A_n78A-3450-3550	30	5+90	DFT-QPSK	M+H	Edge_1RB_Right	22.75	PC3	PASS
DC_2A_n78A-3450-3550	30	5+90	DFT-QPSK	M+H	Outer_Full	24.10	PC3	PASS
DC_2A_n78A-3450-3550	30	5+90	DFT-QPSK	M+H	Inner_Full	24.26	PC3	PASS
DC_2A_n78A-3450-3550	30	5+90	CP-QPSK	M+H	Edge_1RB_Left	24.46	PC3	PASS
DC_2A_n78A-3450-3550	30	5+90	CP-QPSK	M+H	Edge_1RB_Right	22.93	PC3	PASS
DC_2A_n78A-3450-3550	30	5+90	CP-QPSK	M+H	Outer_Full	24.12	PC3	PASS
DC_2A_n78A-3450-3550	30	5+90	CP-QPSK	M+H	Inner_Full	24.21	PC3	PASS
DC_2A_n78A-3450-3550	30	5+100	DFT-QPSK	M+L	Edge_1RB_Left	23.59	PC3	PASS
DC_2A_n78A-3450-3550	30	5+100	DFT-QPSK	M+L	Edge_1RB_Right	22.84	PC3	PASS
DC_2A_n78A-3450-3550	30	5+100	DFT-QPSK	M+L	Outer_Full	24.19	PC3	PASS
DC_2A_n78A-	30	5+100	DFT-QPSK	M+L	Inner_Full	**24.86**	PC3	PASS

3450-3550								
DC_2A_n78A-3450-3550	30	5+100	CP-QPSK	M+L	Edge_1RB_Left	23.85	PC3	PASS
DC_2A_n78A-3450-3550	30	5+100	CP-QPSK	M+L	Edge_1RB_Right	22.82	PC3	PASS
DC_2A_n78A-3450-3550	30	5+100	CP-QPSK	M+L	Outer_Full	24.09	PC3	PASS
DC_2A_n78A-3450-3550	30	5+100	CP-QPSK	M+L	Inner_Full	24.33	PC3	PASS
DC_2A_n78A-3450-3550	30	5+100	DFT-QPSK	M+M	Edge_1RB_Left	23.64	PC3	PASS
DC_2A_n78A-3450-3550	30	5+100	DFT-QPSK	M+M	Edge_1RB_Right	22.62	PC3	PASS
DC_2A_n78A-3450-3550	30	5+100	DFT-QPSK	M+M	Outer_Full	24.18	PC3	PASS
DC_2A_n78A-3450-3550	30	5+100	DFT-QPSK	M+M	Inner_Full	24.61	PC3	PASS
DC_2A_n78A-3450-3550	30	5+100	CP-QPSK	M+M	Edge_1RB_Left	23.47	PC3	PASS
DC_2A_n78A-3450-3550	30	5+100	CP-QPSK	M+M	Edge_1RB_Right	22.86	PC3	PASS
DC_2A_n78A-3450-3550	30	5+100	CP-QPSK	M+M	Outer_Full	24.19	PC3	PASS
DC_2A_n78A-3450-3550	30	5+100	CP-QPSK	M+M	Inner_Full	24.34	PC3	PASS
DC_2A_n78A-3450-3550	30	5+100	DFT-QPSK	M+H	Edge_1RB_Left	22.49	PC3	PASS
DC_2A_n78A-3450-3550	30	5+100	DFT-QPSK	M+H	Edge_1RB_Right	22.61	PC3	PASS
DC_2A_n78A-3450-3550	30	5+100	DFT-QPSK	M+H	Outer_Full	24.19	PC3	PASS
DC_2A_n78A-3450-3550	30	5+100	DFT-QPSK	M+H	Inner_Full	24.71	PC3	PASS
DC_2A_n78A-3450-3550	30	5+100	CP-QPSK	M+H	Edge_1RB_Left	23.47	PC3	PASS
DC_2A_n78A-3450-3550	30	5+100	CP-QPSK	M+H	Edge_1RB_Right	22.59	PC3	PASS
DC_2A_n78A-3450-3550	30	5+100	CP-QPSK	M+H	Outer_Full	24.09	PC3	PASS
DC_2A_n78A-3450-3550	30	5+100	CP-QPSK	M+H	Inner_Full	24.32	PC3	PASS

2A_N78A-3700-3800MHz

Band	SCS	Bandwidth	Modulation	Channel	RB Config	Power（dBm）	Power Class	Verdict
DC_2A_n78A-3700-3800	30	5+20	DFT-QPSK	M+L	Edge_1RB_Left	23.14	PC3	PASS
DC_2A_n78A-3700-3800	30	5+20	DFT-QPSK	M+L	Edge_1RB_Right	23.25	PC3	PASS
DC_2A_n78A-3700-3800	30	5+20	DFT-QPSK	M+L	Outer_Full	23.65	PC3	PASS
DC_2A_n78A-3700-3800	30	5+20	DFT-QPSK	M+L	Inner_Full	23.65	PC3	PASS
DC_2A_n78A-3700-3800	30	5+20	CP-QPSK	M+L	Edge_1RB_Left	23.17	PC3	PASS
DC_2A_n78A-3700-3800	30	5+20	CP-QPSK	M+L	Edge_1RB_Right	23.12	PC3	PASS
DC_2A_n78A-3700-3800	30	5+20	CP-QPSK	M+L	Outer_Full	23.65	PC3	PASS
DC_2A_n78A-3700-3800	30	5+20	CP-QPSK	M+L	Inner_Full	23.64	PC3	PASS
DC_2A_n78A-3700-3800	30	5+20	DFT-QPSK	M+M	Edge_1RB_Left	24.20	PC3	PASS
DC_2A_n78A-3700-3800	30	5+20	DFT-QPSK	M+M	Edge_1RB_Right	24.37	PC3	PASS
DC_2A_n78A-3700-3800	30	5+20	DFT-QPSK	M+M	Outer_Full	24.78	PC3	PASS
DC_2A_n78A-3700-3800	30	5+20	DFT-QPSK	M+M	Inner_Full	24.67	PC3	PASS
DC_2A_n78A-3700-3800	30	5+20	CP-QPSK	M+M	Edge_1RB_Left	20.65	PC3	PASS
DC_2A_n78A-3700-3800	30	5+20	CP-QPSK	M+M	Edge_1RB_Right	24.60	PC3	PASS
DC_2A_n78A-3700-3800	30	5+20	CP-QPSK	M+M	Outer_Full	24.61	PC3	PASS
DC_2A_n78A-3700-3800	30	5+20	CP-QPSK	M+M	Inner_Full	24.76	PC3	PASS
DC_2A_n78A-3700-3800	30	5+20	DFT-QPSK	M+H	Edge_1RB_Left	24.23	PC3	PASS
DC_2A_n78A-3700-3800	30	5+20	DFT-QPSK	M+H	Edge_1RB_Right	20.24	PC3	PASS
DC_2A_n78A-3700-3800	30	5+20	DFT-QPSK	M+H	Outer_Full	24.60	PC3	PASS

DC_2A_n78A-3700-3800	30	5+20	DFT-QPSK	M+H	Inner_Full	24.49	PC3	PASS
DC_2A_n78A-3700-3800	30	5+20	CP-QPSK	M+H	Edge_1RB_Left	24.16	PC3	PASS
DC_2A_n78A-3700-3800	30	5+20	CP-QPSK	M+H	Edge_1RB_Right	23.79	PC3	PASS
DC_2A_n78A-3700-3800	30	5+20	CP-QPSK	M+H	Outer_Full	24.60	PC3	PASS
DC_2A_n78A-3700-3800	30	5+20	CP-QPSK	M+H	Inner_Full	24.70	PC3	PASS
DC_2A_n78A-3700-3800	30	5+40	DFT-QPSK	M+L	Edge_1RB_Left	22.91	PC3	PASS
DC_2A_n78A-3700-3800	30	5+40	DFT-QPSK	M+L	Edge_1RB_Right	23.62	PC3	PASS
DC_2A_n78A-3700-3800	30	5+40	DFT-QPSK	M+L	Outer_Full	23.67	PC3	PASS
DC_2A_n78A-3700-3800	30	5+40	DFT-QPSK	M+L	Inner_Full	23.74	PC3	PASS
DC_2A_n78A-3700-3800	30	5+40	CP-QPSK	M+L	Edge_1RB_Left	23.03	PC3	PASS
DC_2A_n78A-3700-3800	30	5+40	CP-QPSK	M+L	Edge_1RB_Right	23.43	PC3	PASS
DC_2A_n78A-3700-3800	30	5+40	CP-QPSK	M+L	Outer_Full	23.68	PC3	PASS
DC_2A_n78A-3700-3800	30	5+40	CP-QPSK	M+L	Inner_Full	23.73	PC3	PASS
DC_2A_n78A-3700-3800	30	5+40	DFT-QPSK	M+M	Edge_1RB_Left	23.85	PC3	PASS
DC_2A_n78A-3700-3800	30	5+40	DFT-QPSK	M+M	Edge_1RB_Right	24.38	PC3	PASS
DC_2A_n78A-3700-3800	30	5+40	DFT-QPSK	M+M	Outer_Full	24.54	PC3	PASS
DC_2A_n78A-3700-3800	30	5+40	DFT-QPSK	M+M	Inner_Full	24.65	PC3	PASS
DC_2A_n78A-3700-3800	30	5+40	CP-QPSK	M+M	Edge_1RB_Left	23.58	PC3	PASS
DC_2A_n78A-3700-3800	30	5+40	CP-QPSK	M+M	Edge_1RB_Right	24.42	PC3	PASS
DC_2A_n78A-3700-3800	30	5+40	CP-QPSK	M+M	Outer_Full	24.57	PC3	PASS
DC_2A_n78A-3700-3800	30	5+40	CP-QPSK	M+M	Inner_Full	24.66	PC3	PASS
DC_2A_n78A-	30	5+40	DFT-QPSK	M+H	Edge_1RB_Left	24.01	PC3	PASS

3700-3800								
DC_2A_n78A-3700-3800	30	5+40	DFT-QPSK	M+H	Edge_1RB_Right	23.91	PC3	PASS
DC_2A_n78A-3700-3800	30	5+40	DFT-QPSK	M+H	Outer_Full	24.54	PC3	PASS
DC_2A_n78A-3700-3800	30	5+40	DFT-QPSK	M+H	Inner_Full	24.63	PC3	PASS
DC_2A_n78A-3700-3800	30	5+40	CP-QPSK	M+H	Edge_1RB_Left	23.80	PC3	PASS
DC_2A_n78A-3700-3800	30	5+40	CP-QPSK	M+H	Edge_1RB_Right	23.64	PC3	PASS
DC_2A_n78A-3700-3800	30	5+40	CP-QPSK	M+H	Outer_Full	24.44	PC3	PASS
DC_2A_n78A-3700-3800	30	5+40	CP-QPSK	M+H	Inner_Full	24.59	PC3	PASS
DC_2A_n78A-3700-3800	30	5+50	DFT-QPSK	M+L	Edge_1RB_Left	23.14	PC3	PASS
DC_2A_n78A-3700-3800	30	5+50	DFT-QPSK	M+L	Edge_1RB_Right	23.86	PC3	PASS
DC_2A_n78A-3700-3800	30	5+50	DFT-QPSK	M+L	Outer_Full	23.93	PC3	PASS
DC_2A_n78A-3700-3800	30	5+50	DFT-QPSK	M+L	Inner_Full	24.00	PC3	PASS
DC_2A_n78A-3700-3800	30	5+50	CP-QPSK	M+L	Edge_1RB_Left	23.06	PC3	PASS
DC_2A_n78A-3700-3800	30	5+50	CP-QPSK	M+L	Edge_1RB_Right	23.66	PC3	PASS
DC_2A_n78A-3700-3800	30	5+50	CP-QPSK	M+L	Outer_Full	23.93	PC3	PASS
DC_2A_n78A-3700-3800	30	5+50	CP-QPSK	M+L	Inner_Full	23.92	PC3	PASS
DC_2A_n78A-3700-3800	30	5+50	DFT-QPSK	M+M	Edge_1RB_Left	23.85	PC3	PASS
DC_2A_n78A-3700-3800	30	5+50	DFT-QPSK	M+M	Edge_1RB_Right	24.32	PC3	PASS
DC_2A_n78A-3700-3800	30	5+50	DFT-QPSK	M+M	Outer_Full	24.67	PC3	PASS
DC_2A_n78A-3700-3800	30	5+50	DFT-QPSK	M+M	Inner_Full	24.71	PC3	PASS
DC_2A_n78A-3700-3800	30	5+50	CP-QPSK	M+M	Edge_1RB_Left	23.67	PC3	PASS
DC_2A_n78A-3700-3800	30	5+50	CP-QPSK	M+M	Edge_1RB_Right	24.52	PC3	PASS

DC_2A_n78A-3700-3800	30	5+50	CP-QPSK	M+M	Outer_Full	24.63	PC3	PASS
DC_2A_n78A-3700-3800	30	5+50	CP-QPSK	M+M	Inner_Full	24.74	PC3	PASS
DC_2A_n78A-3700-3800	30	5+50	DFT-QPSK	M+H	Edge_1RB_Left	23.98	PC3	PASS
DC_2A_n78A-3700-3800	30	5+50	DFT-QPSK	M+H	Edge_1RB_Right	23.95	PC3	PASS
DC_2A_n78A-3700-3800	30	5+50	DFT-QPSK	M+H	Outer_Full	24.65	PC3	PASS
DC_2A_n78A-3700-3800	30	5+50	DFT-QPSK	M+H	Inner_Full	24.67	PC3	PASS
DC_2A_n78A-3700-3800	30	5+50	CP-QPSK	M+H	Edge_1RB_Left	23.83	PC3	PASS
DC_2A_n78A-3700-3800	30	5+50	CP-QPSK	M+H	Edge_1RB_Right	23.67	PC3	PASS
DC_2A_n78A-3700-3800	30	5+50	CP-QPSK	M+H	Outer_Full	24.52	PC3	PASS
DC_2A_n78A-3700-3800	30	5+50	CP-QPSK	M+H	Inner_Full	24.63	PC3	PASS
DC_2A_n78A-3700-3800	30	5+60	DFT-QPSK	M+L	Edge_1RB_Left	22.93	PC3	PASS
DC_2A_n78A-3700-3800	30	5+60	DFT-QPSK	M+L	Edge_1RB_Right	23.95	PC3	PASS
DC_2A_n78A-3700-3800	30	5+60	DFT-QPSK	M+L	Outer_Full	24.00	PC3	PASS
DC_2A_n78A-3700-3800	30	5+60	DFT-QPSK	M+L	Inner_Full	23.96	PC3	PASS
DC_2A_n78A-3700-3800	30	5+60	CP-QPSK	M+L	Edge_1RB_Left	22.77	PC3	PASS
DC_2A_n78A-3700-3800	30	5+60	CP-QPSK	M+L	Edge_1RB_Right	23.71	PC3	PASS
DC_2A_n78A-3700-3800	30	5+60	CP-QPSK	M+L	Outer_Full	23.99	PC3	PASS
DC_2A_n78A-3700-3800	30	5+60	CP-QPSK	M+L	Inner_Full	24.02	PC3	PASS
DC_2A_n78A-3700-3800	30	5+60	DFT-QPSK	M+M	Edge_1RB_Left	23.59	PC3	PASS
DC_2A_n78A-3700-3800	30	5+60	DFT-QPSK	M+M	Edge_1RB_Right	24.30	PC3	PASS
DC_2A_n78A-3700-3800	30	5+60	DFT-QPSK	M+M	Outer_Full	24.68	PC3	PASS
DC_2A_n78A-	30	5+60	DFT-QPSK	M+M	Inner_Full	24.69	PC3	PASS

3700-3800								
DC_2A_n78A-3700-3800	30	5+60	CP-QPSK	M+M	Edge_1RB_Left	23.60	PC3	PASS
DC_2A_n78A-3700-3800	30	5+60	CP-QPSK	M+M	Edge_1RB_Right	24.43	PC3	PASS
DC_2A_n78A-3700-3800	30	5+60	CP-QPSK	M+M	Outer_Full	24.62	PC3	PASS
DC_2A_n78A-3700-3800	30	5+60	CP-QPSK	M+M	Inner_Full	24.69	PC3	PASS
DC_2A_n78A-3700-3800	30	5+60	DFT-QPSK	M+H	Edge_1RB_Left	23.61	PC3	PASS
DC_2A_n78A-3700-3800	30	5+60	DFT-QPSK	M+H	Edge_1RB_Right	23.97	PC3	PASS
DC_2A_n78A-3700-3800	30	5+60	DFT-QPSK	M+H	Outer_Full	24.51	PC3	PASS
DC_2A_n78A-3700-3800	30	5+60	DFT-QPSK	M+H	Inner_Full	24.73	PC3	PASS
DC_2A_n78A-3700-3800	30	5+60	CP-QPSK	M+H	Edge_1RB_Left	23.87	PC3	PASS
DC_2A_n78A-3700-3800	30	5+60	CP-QPSK	M+H	Edge_1RB_Right	23.60	PC3	PASS
DC_2A_n78A-3700-3800	30	5+60	CP-QPSK	M+H	Outer_Full	24.41	PC3	PASS
DC_2A_n78A-3700-3800	30	5+60	CP-QPSK	M+H	Inner_Full	24.67	PC3	PASS
DC_2A_n78A-3700-3800	30	5+80	DFT-QPSK	M+L	Edge_1RB_Left	23.33	PC3	PASS
DC_2A_n78A-3700-3800	30	5+80	DFT-QPSK	M+L	Edge_1RB_Right	24.28	PC3	PASS
DC_2A_n78A-3700-3800	30	5+80	DFT-QPSK	M+L	Outer_Full	24.32	PC3	PASS
DC_2A_n78A-3700-3800	30	5+80	DFT-QPSK	M+L	Inner_Full	24.40	PC3	PASS
DC_2A_n78A-3700-3800	30	5+80	CP-QPSK	M+L	Edge_1RB_Left	23.25	PC3	PASS
DC_2A_n78A-3700-3800	30	5+80	CP-QPSK	M+L	Edge_1RB_Right	24.34	PC3	PASS
DC_2A_n78A-3700-3800	30	5+80	CP-QPSK	M+L	Outer_Full	24.31	PC3	PASS
DC_2A_n78A-3700-3800	30	5+80	CP-QPSK	M+L	Inner_Full	24.52	PC3	PASS
DC_2A_n78A-3700-3800	30	5+80	DFT-QPSK	M+M	Edge_1RB_Left	23.28	PC3	PASS

DC_2A_n78A-3700-3800	30	5+80	DFT-QPSK	M+M	Edge_1RB_Right	24.21	PC3	PASS
DC_2A_n78A-3700-3800	30	5+80	DFT-QPSK	M+M	Outer_Full	24.53	PC3	PASS
DC_2A_n78A-3700-3800	30	5+80	DFT-QPSK	M+M	Inner_Full	24.67	PC3	PASS
DC_2A_n78A-3700-3800	30	5+80	CP-QPSK	M+M	Edge_1RB_Left	23.10	PC3	PASS
DC_2A_n78A-3700-3800	30	5+80	CP-QPSK	M+M	Edge_1RB_Right	24.25	PC3	PASS
DC_2A_n78A-3700-3800	30	5+80	CP-QPSK	M+M	Outer_Full	24.52	PC3	PASS
DC_2A_n78A-3700-3800	30	5+80	CP-QPSK	M+M	Inner_Full	24.66	PC3	PASS
DC_2A_n78A-3700-3800	30	5+80	DFT-QPSK	M+H	Edge_1RB_Left	23.62	PC3	PASS
DC_2A_n78A-3700-3800	30	5+80	DFT-QPSK	M+H	Edge_1RB_Right	23.99	PC3	PASS
DC_2A_n78A-3700-3800	30	5+80	DFT-QPSK	M+H	Outer_Full	24.65	PC3	PASS
DC_2A_n78A-3700-3800	30	5+80	DFT-QPSK	M+H	Inner_Full	24.70	PC3	PASS
DC_2A_n78A-3700-3800	30	5+80	CP-QPSK	M+H	Edge_1RB_Left	23.50	PC3	PASS
DC_2A_n78A-3700-3800	30	5+80	CP-QPSK	M+H	Edge_1RB_Right	23.84	PC3	PASS
DC_2A_n78A-3700-3800	30	5+80	CP-QPSK	M+H	Outer_Full	24.60	PC3	PASS
DC_2A_n78A-3700-3800	30	5+80	CP-QPSK	M+H	Inner_Full	24.74	PC3	PASS
DC_2A_n78A-3700-3800	30	5+90	DFT-QPSK	M+L	Edge_1RB_Left	23.15	PC3	PASS
DC_2A_n78A-3700-3800	30	5+90	DFT-QPSK	M+L	Edge_1RB_Right	24.20	PC3	PASS
DC_2A_n78A-3700-3800	30	5+90	DFT-QPSK	M+L	Outer_Full	24.46	PC3	PASS
DC_2A_n78A-3700-3800	30	5+90	DFT-QPSK	M+L	Inner_Full	24.53	PC3	PASS
DC_2A_n78A-3700-3800	30	5+90	CP-QPSK	M+L	Edge_1RB_Left	23.08	PC3	PASS
DC_2A_n78A-3700-3800	30	5+90	CP-QPSK	M+L	Edge_1RB_Right	24.07	PC3	PASS
DC_2A_n78A-	30	5+90	CP-QPSK	M+L	Outer_Full	24.28	PC3	PASS

3700-3800								
DC_2A_n78A-3700-3800	30	5+90	CP-QPSK	M+L	Inner_Full	24.49	PC3	PASS
DC_2A_n78A-3700-3800	30	5+90	DFT-QPSK	M+M	Edge_1RB_Left	23.10	PC3	PASS
DC_2A_n78A-3700-3800	30	5+90	DFT-QPSK	M+M	Edge_1RB_Right	23.99	PC3	PASS
DC_2A_n78A-3700-3800	30	5+90	DFT-QPSK	M+M	Outer_Full	24.53	PC3	PASS
DC_2A_n78A-3700-3800	30	5+90	DFT-QPSK	M+M	Inner_Full	24.67	PC3	PASS
DC_2A_n78A-3700-3800	30	5+90	CP-QPSK	M+M	Edge_1RB_Left	22.97	PC3	PASS
DC_2A_n78A-3700-3800	30	5+90	CP-QPSK	M+M	Edge_1RB_Right	24.16	PC3	PASS
DC_2A_n78A-3700-3800	30	5+90	CP-QPSK	M+M	Outer_Full	24.49	PC3	PASS
DC_2A_n78A-3700-3800	30	5+90	CP-QPSK	M+M	Inner_Full	24.62	PC3	PASS
DC_2A_n78A-3700-3800	30	5+90	DFT-QPSK	M+H	Edge_1RB_Left	23.24	PC3	PASS
DC_2A_n78A-3700-3800	30	5+90	DFT-QPSK	M+H	Edge_1RB_Right	24.02	PC3	PASS
DC_2A_n78A-3700-3800	30	5+90	DFT-QPSK	M+H	Outer_Full	24.52	PC3	PASS
DC_2A_n78A-3700-3800	30	5+90	DFT-QPSK	M+H	Inner_Full	24.66	PC3	PASS
DC_2A_n78A-3700-3800	30	5+90	CP-QPSK	M+H	Edge_1RB_Left	23.41	PC3	PASS
DC_2A_n78A-3700-3800	30	5+90	CP-QPSK	M+H	Edge_1RB_Right	24.13	PC3	PASS
DC_2A_n78A-3700-3800	30	5+90	CP-QPSK	M+H	Outer_Full	24.48	PC3	PASS
DC_2A_n78A-3700-3800	30	5+90	CP-QPSK	M+H	Inner_Full	24.69	PC3	PASS
DC_2A_n78A-3700-3800	30	5+100	DFT-QPSK	M+L	Edge_1RB_Left	23.12	PC3	PASS
DC_2A_n78A-3700-3800	30	5+100	DFT-QPSK	M+L	Edge_1RB_Right	23.88	PC3	PASS
DC_2A_n78A-3700-3800	30	5+100	DFT-QPSK	M+L	Outer_Full	24.49	PC3	PASS
DC_2A_n78A-3700-3800	30	5+100	DFT-QPSK	M+L	Inner_Full	24.68	PC3	PASS

DC_2A_n78A-3700-3800	30	5+100	CP-QPSK	M+L	Edge_1RB_Left	23.24	PC3	PASS
DC_2A_n78A-3700-3800	30	5+100	CP-QPSK	M+L	Edge_1RB_Right	23.69	PC3	PASS
DC_2A_n78A-3700-3800	30	5+100	CP-QPSK	M+L	Outer_Full	24.50	PC3	PASS
DC_2A_n78A-3700-3800	30	5+100	CP-QPSK	M+L	Inner_Full	24.65	PC3	PASS
DC_2A_n78A-3700-3800	30	5+100	DFT-QPSK	M+M	Edge_1RB_Left	23.09	PC3	PASS
DC_2A_n78A-3700-3800	30	5+100	DFT-QPSK	M+M	Edge_1RB_Right	23.93	PC3	PASS
DC_2A_n78A-3700-3800	30	5+100	DFT-QPSK	M+M	Outer_Full	24.49	PC3	PASS
DC_2A_n78A-3700-3800	30	5+100	DFT-QPSK	M+M	Inner_Full	**24.85**	PC3	PASS
DC_2A_n78A-3700-3800	30	5+100	CP-QPSK	M+M	Edge_1RB_Left	23.24	PC3	PASS
DC_2A_n78A-3700-3800	30	5+100	CP-QPSK	M+M	Edge_1RB_Right	23.70	PC3	PASS
DC_2A_n78A-3700-3800	30	5+100	CP-QPSK	M+M	Outer_Full	24.47	PC3	PASS
DC_2A_n78A-3700-3800	30	5+100	CP-QPSK	M+M	Inner_Full	24.64	PC3	PASS
DC_2A_n78A-3700-3800	30	5+100	DFT-QPSK	M+H	Edge_1RB_Left	23.08	PC3	PASS
DC_2A_n78A-3700-3800	30	5+100	DFT-QPSK	M+H	Edge_1RB_Right	23.87	PC3	PASS
DC_2A_n78A-3700-3800	30	5+100	DFT-QPSK	M+H	Outer_Full	23.75	PC3	PASS
DC_2A_n78A-3700-3800	30	5+100	DFT-QPSK	M+H	Inner_Full	24.67	PC3	PASS
DC_2A_n78A-3700-3800	30	5+100	CP-QPSK	M+H	Edge_1RB_Left	23.20	PC3	PASS
DC_2A_n78A-3700-3800	30	5+100	CP-QPSK	M+H	Edge_1RB_Right	23.76	PC3	PASS
DC_2A_n78A-3700-3800	30	5+100	CP-QPSK	M+H	Outer_Full	24.43	PC3	PASS
DC_2A_n78A-3700-3800	30	5+100	CP-QPSK	M+H	Inner_Full	24.61	PC3	PASS

12A_N77A-3450-3550MHz

Band	SCS	Bandwidth	Modulation	Channel	RB Config	Power（dBm）	Power Class	Verdict
DC_12A_n77A-3450-3550	30	5+100	DFT-QPSK	M+M	Edge_1RB_Left	22.83	PC3	PASS
DC_12A_n77A-3450-3550	30	5+100	DFT-QPSK	M+M	Edge_1RB_Right	22.55	PC3	PASS
DC_12A_n77A-3450-3550	30	5+100	DFT-QPSK	M+M	Outer_Full	23.93	PC3	PASS
DC_12A_n77A-3450-3550	30	5+100	DFT-QPSK	M+M	Inner_Full	**24.08**	PC3	PASS
DC_12A_n77A-3450-3550	30	5+100	CP-QPSK	M+M	Edge_1RB_Left	22.71	PC3	PASS
DC_12A_n77A-3450-3550	30	5+100	CP-QPSK	M+M	Edge_1RB_Right	22.80	PC3	PASS
DC_12A_n77A-3450-3550	30	5+100	CP-QPSK	M+M	Outer_Full	23.95	PC3	PASS
DC_12A_n77A-3450-3550	30	5+100	CP-QPSK	M+M	Inner_Full	24.01	PC3	PASS

12A_N77A-3700-3980MHz

Band	SCS	Bandwidth	Modulation	Channel	RB Config	Power（dBm）	Power Class	Verdict
DC_12A_n77A-3700-3980	30	5+100	DFT-QPSK	M+L	Edge_1RB_Left	22.63	PC3	PASS
DC_12A_n77A-3700-3980	30	5+100	DFT-QPSK	M+L	Edge_1RB_Right	23.66	PC3	PASS
DC_12A_n77A-3700-3980	30	5+100	DFT-QPSK	M+L	Outer_Full	23.88	PC3	PASS
DC_12A_n77A-3700-3980	30	5+100	DFT-QPSK	M+L	Inner_Full	23.95	PC3	PASS
DC_12A_n77A-3700-3980	30	5+100	CP-QPSK	M+L	Edge_1RB_Left	22.57	PC3	PASS
DC_12A_n77A-3700-3980	30	5+100	CP-QPSK	M+L	Edge_1RB_Right	23.50	PC3	PASS
DC_12A_n77A-3700-3980	30	5+100	CP-QPSK	M+L	Outer_Full	23.91	PC3	PASS
DC_12A_n77A-3700-3980	30	5+100	CP-QPSK	M+L	Inner_Full	23.84	PC3	PASS
DC_12A_n77A-3700-3980	30	5+100	DFT-QPSK	M+M	Edge_1RB_Left	23.50	PC3	PASS
DC_12A_n77A-3700-3980	30	5+100	DFT-QPSK	M+M	Edge_1RB_Right	23.17	PC3	PASS
DC_12A_n77A-3700-3980	30	5+100	DFT-QPSK	M+M	Outer_Full	23.78	PC3	PASS
DC_12A_n77A-3700-3980	30	5+100	DFT-QPSK	M+M	Inner_Full	**23.99**	PC3	PASS
DC_12A_n77A-3700-3980	30	5+100	CP-QPSK	M+M	Edge_1RB_Left	23.34	PC3	PASS
DC_12A_n77A-3700-3980	30	5+100	CP-QPSK	M+M	Edge_1RB_Right	22.97	PC3	PASS
DC_12A_n77A-3700-3980	30	5+100	CP-QPSK	M+M	Outer_Full	23.81	PC3	PASS
DC_12A_n77A-3700-3980	30	5+100	CP-QPSK	M+M	Inner_Full	23.87	PC3	PASS
DC_12A_n77A-3700-3980	30	5+100	DFT-QPSK	M+H	Edge_1RB_Left	22.85	PC3	PASS
DC_12A_n77A-3700-3980	30	5+100	DFT-QPSK	M+H	Edge_1RB_Right	22.36	PC3	PASS
DC_12A_n77A-3700-3980	30	5+100	DFT-QPSK	M+H	Outer_Full	23.13	PC3	PASS

DC_12A_n77A -3700-3980	30	5+100	DFT-QPSK	M+H	Inner_Full	23.19	PC3	PASS
DC_12A_n77A -3700-3980	30	5+100	CP-QPSK	M+H	Edge_1RB_Left	22.75	PC3	PASS
DC_12A_n77A -3700-3980	30	5+100	CP-QPSK	M+H	Edge_1RB_Right	22.48	PC3	PASS
DC_12A_n77A -3700-3980	30	5+100	CP-QPSK	M+H	Outer_Full	23.18	PC3	PASS
DC_12A_n77A -3700-3980	30	5+100	CP-QPSK	M+H	Inner_Full	23.22	PC3	PASS

Remark:

1. Per KDB941225 D05 v02r05, Start with the largest channel bandwidth then measure SAR for QPSK with 1 RB allocation, using the RB offset and required test channel combination with the highest maximum output power among RB offsets at the upper edge, middle, and lower edge of each required test channel. When the reported SAR is≤ 0.8 W/kg, testing of the remaining RB offset configurations and required test channels is not required for 1 RB allocation; otherwise, SAR is required for the remaining required test channels and only for the RB offset configuration with the highest output power for that channel. 6 When the reported SAR of a required test channel is > 1.45 W/kg, SAR is required for all three RB offset configurations for that required test channel.
2. Per KDB941225 D05 v02r05, The procedures required for 1 RB allocation in 5.2.1 are applied to measure the SAR for QPSK with 50% RB allocation.
3. Per KDB941225 D05 v02r05, For QPSK with 100% RB allocation, SAR is not required when the highest maximum output power for 100 % RB allocation is less than the highest maximum output power in 50% and 1 RB allocations, and the highest reported SAR for 1 RB and 50% RB allocation in 5.2.1 and 5.2.2 are ≤ 0.8 W/kg. Otherwise, SAR is measured for the highest output power channel; and if the reported SAR is > 1.45 W/kg, the remaining required test channels must also be tested.
4. Per KDB941225 D05 v02r05, For each modulation besides QPSK; e.g., 16-QAM, 64-QAM, apply the QPSK procedures in 5.2.1, 5.2.2, and 5.2.3 to determine the QAM configurations that may need SAR measurement. For each configuration identified as required for testing, SAR is required only when the highest maximum output power for the configuration in the higher order modulation is > ½ dB higher than the same configuration in QPSK or when the reported SAR for the QPSK configuration is > 1.45 W/kg.

WLAN(2.4GHz)-ANT1					
Test Mode	**Data Rate**	**Channel**	**Frequency (MHz)**	**Conducted Power (dBm)**	**Tune-up power (dBm)**
802.11b	1Mbps	CH 01	2412	**16.48**	16.5
		CH 06	2437	15.53	16.5
		CH 11	2462	16.12	16.5
802.11g	6Mbps	CH 01	2412	14.89	15.0
		CH 06	2437	14.88	15.0
		CH 11	2462	13.72	15.0
802.11n (20MHz)	MCS0	CH 01	2412	13.78	14.0
		CH 06	2437	13.38	14.0
		CH 11	2462	12.39	14.0
802.11n (40MHz)	MCS0	CH 03	2422	12.41	12.5
		CH 06	2437	12.14	12.5
		CH 09	2452	11.23	12.5

WLAN(5.2GHz)-ANT1				
Test Mode	**Channel**	**Frequency (MHz)**	**Conducted Power (dBm)**	**Tune-up power (dBm)**
802.11a	CH 36	5180	13.15	14.5
	CH 40	5200	13.28	14.5
	CH 48	5240	**14.00**	14.5
802.11n (HT20)	CH 36	5180	13.01	13.5
	CH 40	5200	13.24	13.5
	CH 48	5240	13.08	13.5
802.11n (HT40)	CH 38	5190	12.37	13.0
	CH 46	5230	12.99	13.0
802.11ac (VHT80)	CH 42	5210	11.64	12.0

WLAN(5.3GHz)-ANT1				
Test Mode	**Channel**	**Frequency (MHz)**	**Conducted Power (dBm)**	**Tune-up power (dBm)**
802.11a	CH 52	5260	12.03	12.5
	CH 56	5280	12.26	12.5
	CH 64	5320	11.40	12.5
802.11n (HT20)	CH 52	5260	12.37	12.5
	CH 56	5280	**12.38**	12.5
	CH 64	5320	11.49	12.5
802.11n (HT40)	CH 54	5270	11.64	12.0
	CH62	5310	11.33	12.0
802.11ac (VHT80)	CH 58	5290	11.33	12.0

WLAN(5.6GHz)-ANT1				
Test Mode	**Channel**	**Frequency (MHz)**	**Conducted Power (dBm)**	**Tune-up power (dBm)**
802.11a	CH 100	5500	11.00	12.0
	CH 120	5600	**11.71**	12.0
	CH 140	5700	10.61	12.0
802.11n (HT20)	CH 100	5500	11.11	11.5
	CH 120	5600	10.81	11.5
	CH 140	5700	10.77	11.5
802.11n (HT40)	CH 102	5510	10.22	11.5
	CH118	5590	10.76	11.5
	CH134	5670	11.26	11.5
802.11ac (VHT80)	CH106	5530	10.12	11.5
	CH122	5610	11.14	11.5

WLAN(5.8GHz)-ANT1				
Test Mode	**Channel**	**Frequency (MHz)**	**Conducted Power (dBm)**	**Tune-up power (dBm)**
802.11a	CH 149	5745	10.3	10.5
	CH 157	5785	10.32	10.5
	CH 165	5825	10.09	10.5
802.11n (HT20)	CH 149	5745	10.3	10.5
	CH 157	5785	10.49	10.5
	CH 165	5825	10.15	10.5
802.11n (HT40)	CH 151	5755	10.34	10.5
	CH159	5795	10.41	10.5
802.11ac (VHT80)	CH155	5775	**10.97**	11.0

WLAN(2.4GHz)-ANT2					
Test Mode	**Data Rate**	**Channel**	**Frequency (MHz)**	**Conducted Power (dBm)**	**Tune-up power (dBm)**
802.11b	1Mbps	CH 01	2412	**15.29**	15.5
		CH 06	2437	15.03	15.5
		CH 11	2462	13.59	14.0
802.11g	6Mbps	CH 01	2412	14.66	15.0
		CH 06	2437	14.53	15.0
		CH 11	2462	13.39	14.0
802.11n (20MHz)	MCS0	CH 01	2412	13.09	13.5
		CH 06	2437	13.31	13.5
		CH 11	2462	12.37	13.5
802.11n (40MHz)	MCS0	CH 03	2422	11.86	12.0
		CH 06	2437	11.92	12.0
		CH 09	2452	11.68	12.0

WLAN(5.2GHz)-ANT2				
Test Mode	**Channel**	**Frequency (MHz)**	**Conducted Power (dBm)**	**Tune-up power (dBm)**
802.11a	CH 36	5180	**13.80**	14.0
	CH 40	5200	13.49	14.0
	CH 48	5240	13.12	14.0
802.11n (HT20)	CH 36	5180	13.64	14.0
	CH 40	5200	13.51	14.0
	CH 48	5240	13.21	14.0
802.11n (HT40)	CH 38	5190	12.94	13.0
	CH 46	5230	12.58	13.0
802.11ac (VHT80)	CH 42	5210	11.60	12.0

WLAN(5.3GHz)-ANT2				
Test Mode	**Channel**	**Frequency (MHz)**	**Conducted Power (dBm)**	**Tune-up power (dBm)**
802.11a	CH 52	5260	11.29	11.5
	CH 56	5280	11.32	11.5
	CH 64	5320	11.49	11.5
802.11n (HT20)	CH 52	5260	11.48	12.0
	CH 56	5280	11.51	12.0
	CH 64	5320	**11.61**	12.0
802.11n (HT40)	CH 54	5270	11.22	11.5
	CH62	5310	11.47	11.5
802.11ac (VHT80)	CH 58	5290	11.26	11.5

WLAN(5.6GHz)-ANT2				
Test Mode	**Channel**	**Frequency (MHz)**	**Conducted Power (dBm)**	**Tune-up power (dBm)**
802.11a	CH 100	5500	11.92	13.0
	CH 120	5600	**12.61**	13.0
	CH 140	5700	12.07	13.0
802.11n (HT20)	CH 100	5500	11.83	12.5
	CH 120	5600	12.46	12.5
	CH 140	5700	12.16	12.5
802.11n (HT40)	CH 102	5510	10.98	12.0
	CH118	5590	11.58	12.0
	CH134	5670	10.84	12.0
802.11ac (VHT80)	CH106	5530	10.59	11.5
	CH122	5610	11.4	11.5

WLAN(5.8GHz)-ANT2				
Test Mode	**Channel**	**Frequency (MHz)**	**Conducted Power (dBm)**	**Tune-up power (dBm)**
802.11a	CH 149	5745	**11.53**	12.0
	CH 157	5785	11.42	12.0
	CH 165	5825	11.47	12.0
802.11n (HT20)	CH 149	5745	10.46	11.5
	CH 157	5785	10.56	11.5
	CH 165	5825	11.09	11.5
802.11n (HT40)	CH 151	5755	10.46	11.0
	CH159	5795	10.86	11.0
802.11ac (VHT80)	CH155	5775	10.64	11.0

Remark:

1. Per KDB 248227 D01 v02r02, for 802.11b DSSS SAR measurements, DSSS SAR procedure applies to fixed exposure test position and initial test position procedure applies to multiple exposure test positions.
2. Per KDB 248227 D01 v02r02, For 802.11b DSSS SAR measurements ,when the reported SAR of the highest measured maximum output power channel (see 3.1) for the exposure configuration is ≤ 0.8 W/kg, no further SAR testing is required for 802.11b DSSS in that exposure configuration. When the reported SAR is > 0.8 W/kg, SAR is required for that exposure configuration using the next highest measured output power channel. When any reported SAR is > 1.2 W/kg, SAR is required for the third channel; i.e., all channels require testing.
3 .For OFDM modes (802.11g/n), SAR is not required when the highest reported SAR for DSSS is adjusted by the ratio of OFDM to DSSS specified maximum output power and it is <= 1.2W/kg.

Bluetooth			
Test Mode	**Data Rate**	**Conducted Power (dBm)**	**Tune-up power (dBm)**
GFSK	1Mbps	**9.45**	9.5
4*π4DQPSK	2Mbps	8.95	9.5
8DPSK	3Mbps	9.17	9.5

Bluetooth				
Test Mode	**Data Rate**	**Channel**	**Frequency (MHz)**	**Conducted Power (dBm)**
BLE	1Mbps	CH 00	2402	5.44
		CH 19	2440	5.41
		CH 39	2480	4.16
	2Mbps	CH 00	2402	5.75
		CH 19	2440	5.50
		CH 39	2480	4.28

9.2 Test Results for Standalone SAR Test

Scanning code edition

Body SAR

GSM850 – Body SAR Test (Gap: 0mm)									
Plot No.	Mode	Test Position Body	Frequency		Output Power (dBm)	Rated Limit (dBm)	Scaling Factor	SAR1g (W/kg)	Scaled SAR1g (W/kg)
			CH.	MHz					
	GSM	Back Face	128	824.2	33.58	34.0	1.102	0.407	0.448
	GSM	Back Face	190	836.6	33.52	34.0	1.117	0.378	0.422
1.	GSM	Back Face	251	848.8	33.03	34.0	1.250	0.382	**0.478**
	GPRS_2TX	Back Face	190	836.6	31.08	31.5	1.102	0.251	0.276
	GPRS_2TX	Right Side	190	836.6	31.08	31.5	1.102	0.144	0.159
	GPRS_2TX	Back Face	128	824.2	30.20	31.5	1.349	0.211	0.285
	GPRS_2TX	Back Face	251	848.8	30.60	31.5	1.230	0.204	0.251

GSM1900 – Body SAR Test (Gap: 0mm)									
Plot No.	Mode	Test Position Body	Frequency		Output Power (dBm)	Rated Limit (dBm)	Scaling Factor	SAR1g (W/kg)	Scaled SAR1g (W/kg)
			CH.	MHz					
	GSM	Back Face	661	1880	30.46	30.5	1.009	0.123	0.124
	GSM	Back Face	512	1850.2	29.33	30.5	1.309	0.118	0.154
	GSM	Back Face	810	1909.8	29.97	30.5	1.130	0.145	0.164
	GPRS_2TX	Back Face	661	1880	28.33	28.5	1.040	0.697	0.725
	GPRS_2TX	Right Side	661	1880	28.33	28.5	1.040	0.193	0.201
2.	GPRS_2TX	Back Face	512	1850.2	27.22	28.5	1.343	0.587	**0.788**
	GPRS_2TX	Back Face	810	1909.8	27.81	28.5	1.172	0.659	0.772

WCDMA Band 2 – Body SAR Test (Gap: 0mm)									
Plot No.	Mode	Test Position Body	Frequency		Output Power (dBm)	Rated Limit (dBm)	Scaling Factor	SAR1g (W/kg)	Scaled SAR1g (W/kg)
			CH.	MHz					
	RMC 12.2k	Back Face	9400	1880.0	22.45	22.5	1.012	0.630	0.637
	RMC 12.2k	Right Side	9400	1880.0	22.45	22.5	1.012	0.474	0.479
3.	RMC 12.2k	Back Face	9262	1852.4	22.29	22.5	1.050	0.653	**0.685**
	RMC 12.2k	Back Face	9538	1907.6	22.06	22.5	1.107	0.616	0.682

WCDMA Band 5 – Body SAR Test (Gap: 0mm)									
Plot No.	Mode	Test Position Body	Frequency		Output Power (dBm)	Rated Limit (dBm)	Scaling Factor	SAR1g (W/kg)	Scaled SAR1g (W/kg)
			CH.	MHz					
4.	RMC 12.2k	Back Face	4233	846.6	24.56	25.0	1.107	0.451	**0.499**
	RMC 12.2k	Right Side	4233	846.6	24.56	25.0	1.107	0.292	0.323
	RMC 12.2k	Back Face	4132	826.4	24.29	25.0	1.178	0.421	0.496
	RMC 12.2k	Back Face	4183	836.6	24.35	25.0	1.161	0.415	0.482

LTE Band 2–Body SAR Test (Gap: 0mm)								
Plot No.	Mode	Test Position Body	Frequency	Output Power (dBm)	Rated Limit (dBm)	Scaling Factor	SAR1g (W/kg)	Scaled SAR1g (W/kg)
	Modulation, Bandwidth, RB		MHz					
	QPSK 20MHz 1RB	Back Face	1860	22.82	23.0	1.042	0.310	0.323
	QPSK 20MHz 1RB	Right Side	1860	22.82	23.0	1.042	0.136	0.142
	QPSK 20MHz 1RB	Back Face	1880	22.67	23.0	1.079	0.302	0.326
5.	QPSK 20MHz 1RB	Back Face	1900	22.48	23.0	1.127	0.298	**0.336**
	QPSK 20MHz 50%RB	Back Face	1860	22.82	23.0	1.042	0.290	0.302
	QPSK 20MHz 50%RB	Right Side	1860	22.82	23.0	1.042	0.124	0.129
	QPSK 20MHz 50%RB	Back Face	1880	22.67	23.0	1.079	0.287	0.310
	QPSK 20MHz 50%RB	Back Face	1900	22.48	23.0	1.127	0.273	0.308

LTE Band 4–Body SAR Test (Gap: 0mm)								
Plot No.	Mode	Test Position Body	Frequency	Output Power (dBm)	Rated Limit (dBm)	Scaling Factor	SAR1g (W/kg)	Scaled SAR1g (W/kg)
	Modulation, Bandwidth, RB		MHz					
	QPSK 20MHz 1RB	Back Face	1732.5	23.46	23.5	1.009	0.313	0.316
	QPSK 20MHz 1RB	Right Side	1732.5	23.46	23.5	1.009	0.123	0.124
	QPSK 20MHz 1RB	Back Face	1720	23.19	23.5	1.074	0.291	0.313
6.	QPSK 20MHz 1RB	Back Face	1745	23.23	23.5	1.064	0.302	**0.321**
	QPSK 20MHz 50%RB	Back Face	1732.5	23.46	23.5	1.009	0.287	0.290
	QPSK 20MHz 50%RB	Right Side	1732.5	23.46	23.5	1.009	0.114	0.115
	QPSK 20MHz 50%RB	Back Face	1720	23.19	23.5	1.074	0.265	0.285
	QPSK 20MHz 50%RB	Back Face	1745	23.23	23.5	1.064	0.273	0.291

LTE Band 5–Body SAR Test (Gap: 0mm)								
Plot No.	Mode	Test Position Body	Frequency	Output Power (dBm)	Rated Limit (dBm)	Scaling Factor	SAR1g (W/kg)	Scaled SAR1g (W/kg)
	Modulation, Bandwidth, RB		MHz					
	QPSK 10MHz 1RB	Back Face	844	23.59	24.0	1.099	0.471	0.518
	QPSK 10MHz 1RB	Right Side	844	23.59	24.0	1.099	0.219	0.241
7.	QPSK 10MHz 1RB	Back Face	829	23.01	24.0	1.256	0.424	**0.533**
	QPSK 10MHz 1RB	Back Face	836.5	23.08	24.0	1.236	0.387	0.478
	QPSK 10MHz 50%RB	Back Face	844	23.59	24.0	1.099	0.432	0.475
	QPSK 10MHz 50%RB	Right Side	844	23.59	24.0	1.099	0.204	0.224
	QPSK 10MHz 50%RB	Back Face	829	23.01	24.0	1.256	0.396	0.497
	QPSK 10MHz 50%RB	Back Face	836.5	23.08	24.0	1.236	0.365	0.451

LTE Band 7–Body SAR Test (Gap: 0mm)								
Plot No.	Mode	Test Position Body	Frequency	Output Power (dBm)	Rated Limit (dBm)	Scaling Factor	SAR1g (W/kg)	Scaled SAR1g (W/kg)
	Modulation, Bandwidth, RB		MHz					
	QPSK 20MHz 1RB	Back Face	2535	22.88	23.0	1.028	0.674	0.693
	QPSK 20MHz 1RB	Right Side	2535	22.88	23.0	1.028	0.343	0.353
8.	QPSK 20MHz 1RB	Back Face	2510	22.66	23.0	1.081	0.631	**0.682**
	QPSK 20MHz 1RB	Back Face	2560	22.05	23.0	1.245	0.615	0.765
	QPSK 20MHz 50%RB	Back Face	2535	22.88	23.0	1.028	0.645	0.663
	QPSK 20MHz 50%RB	Right Side	2535	22.88	23.0	1.028	0.298	0.306
	QPSK 20MHz 50%RB	Back Face	2510	22.66	23.0	1.081	0.612	0.662
	QPSK 20MHz 50%RB	Back Face	2560	22.05	23.0	1.245	0.604	0.604

LTE Band 12–Body SAR Test (Gap: 0mm)								
Plot No.	Mode	Test Position Body	Frequency	Output Power (dBm)	Rated Limit (dBm)	Scaling Factor	SAR1g (W/kg)	Scaled SAR1g (W/kg)
	Modulation, Bandwidth, RB		MHz					
	QPSK 10MHz 1RB	Back Face	711	23.22	23.5	1.067	0.398	0.425
	QPSK 10MHz 1RB	Right Side	711	23.22	23.5	1.067	0.155	0.165
9.	QPSK 10MHz 1RB	Back Face	704	23.01	23.5	1.119	0.384	**0.430**
	QPSK 10MHz 1RB	Back Face	707.5	23.10	23.5	1.096	0.362	0.397
	QPSK 10MHz 50%RB	Back Face	711	23.22	23.5	1.067	0.358	0.382
	QPSK 10MHz 50%RB	Right Side	711	23.22	23.5	1.067	0.132	0.141
	QPSK 10MHz 50%RB	Back Face	704	23.01	23.5	1.119	0.367	0.411
	QPSK 10MHz 50%RB	Back Face	707.5	23.10	23.5	1.096	0.345	0.378

LTE Band 13–Body SAR Test (Gap: 0mm)								
Plot No.	Mode	Test Position Body	Frequency	Output Power (dBm)	Rated Limit (dBm)	Scaling Factor	SAR1g (W/kg)	Scaled SAR1g (W/kg)
	Modulation, Bandwidth, RB		MHz					
10.	QPSK 10MHz 1RB	Back Face	782	23.68	24.0	1.076	0.130	**0.140**
	QPSK 10MHz 1RB	Right Side	782	23.68	24.0	1.076	0.064	0.069
	QPSK 10MHz 50%RB	Back Face	782	23.68	24.0	1.076	0.115	0.124
	QPSK 10MHz 50%RB	Right Side	782	23.68	24.0	1.076	0.051	0.055

LTE Band 17–Body SAR Test (Gap: 0mm)								
Plot No.	Mode	Test Position Body	Frequency	Output Power (dBm)	Rated Limit (dBm)	Scaling Factor	SAR1g (W/kg)	Scaled SAR1g (W/kg)
	Modulation, Bandwidth, RB		MHz					
11.	QPSK 10MHz 1RB	Back Face	710	23.22	23.5	1.067	0.353	**0.377**
	QPSK 10MHz 1RB	Right Side	710	23.22	23.5	1.067	0.140	0.149
	QPSK 10MHz 1RB	Back Face	709	23.03	23.5	1.114	0.325	0.362
	QPSK 10MHz 1RB	Back Face	711	23.06	23.5	1.107	0.337	0.373
	QPSK 10MHz 50%RB	Back Face	710	23.22	23.5	1.067	0.312	0.333
	QPSK 10MHz 50%RB	Right Side	710	23.22	23.5	1.067	0.112	0.119
	QPSK 10MHz 50%RB	Back Face	709	23.03	23.5	1.114	0.307	0.342
	QPSK 10MHz 50%RB	Back Face	711	23.06	23.5	1.107	0.311	0.344

LTE Band 25–Body SAR Test (Gap: 0mm)								
Plot No.	Mode	Test Position Body	Frequency	Output Power (dBm)	Rated Limit (dBm)	Scaling Factor	SAR1g (W/kg)	Scaled SAR1g (W/kg)
	Modulation, Bandwidth, RB		MHz					
12.	QPSK 20MHz 1RB	Back Face	1882.5	22.80	23.0	1.047	0.340	**0.356**
	QPSK 20MHz 1RB	Right Side	1882.5	22.80	23.0	1.047	0.185	0.194
	QPSK 20MHz 1RB	Back Face	1860	22.58	23.0	1.102	0.321	0.354
	QPSK 20MHz 1RB	Back Face	1905	22.50	23.0	1.122	0.315	0.353
	QPSK 20MHz 50%RB	Back Face	1882.5	22.80	23.0	1.047	0.317	0.332
	QPSK 20MHz 50%RB	Right Side	1882.5	22.80	23.0	1.047	0.162	0.170
	QPSK 20MHz 50%RB	Back Face	1860	22.58	23.0	1.102	0.304	0.335
	QPSK 20MHz 50%RB	Back Face	1905	22.50	23.0	1.122	0.295	0.331

LTE Band 38–Body SAR Test (Gap: 0mm)								
Plot No.	Mode	Test Position Body	Frequency	Output Power (dBm)	Rated Limit (dBm)	Scaling Factor	SAR1g (W/kg)	Scaled SAR1g (W/kg)
	Modulation, Bandwidth, RB		MHz					
	QPSK 20MHz 1RB	Back Face	2610	22.65	23.0	1.084	0.344	0.373
	QPSK 20MHz 1RB	Right Side	2610	22.65	23.0	1.084	0.264	0.286
13.	QPSK 20MHz 1RB	Back Face	2580	22.07	23.0	1.239	0.440	**0.545**
	QPSK 20MHz 1RB	Back Face	2595	22.35	23.0	1.161	0.428	0.497
	QPSK 20MHz 50%RB	Back Face	2610	22.65	23.0	1.084	0.321	0.348
	QPSK 20MHz 50%RB	Right Side	2610	22.65	23.0	1.084	0.156	0.169
	QPSK 20MHz 50%RB	Back Face	2580	22.07	23.0	1.239	0.358	0.443
	QPSK 20MHz 50%RB	Back Face	2595	22.35	23.0	1.161	0.364	0.423

LTE Band 38CA–Body SAR Test (Gap: 0mm)								
Plot No.	**Mode**	**Test Position Body**	**Frequency**	**Output Power (dBm)**	**Rated Limit (dBm)**	**Scaling Factor**	**SAR1g (W/kg)**	**Scaled SAR1g (W/kg)**
	Modulation, Bandwidth, RB		**MHz**					
	QPSK 20MHz 1RB	Back Face	2594.52 -2610	22.32	22.5	1.042	0.324	0.338
	QPSK 20MHz 1RB	Right Side	2594.52 -2610	22.32	22.5	1.042	0.213	0.222
14.	QPSK 20MHz 1RB	Back Face	2580-2595.48	22.02	22.5	1.117	0.356	**0.398**
	QPSK 20MHz 1RB	Back Face	2594.01 -2595.99	22.13	22.5	1.089	0.317	0.345
	QPSK 20MHz 50%RB	Back Face	2594.52 -2610	22.32	22.5	1.042	0.305	0.318
	QPSK 20MHz 50%RB	Right Side	2594.52 -2610	22.32	22.5	1.042	0.282	0.294
	QPSK 20MHz 50%RB	Back Face	2580-2595.48	22.02	22.5	1.117	0.278	0.310
	QPSK 20MHz 50%RB	Back Face	2594.01 -2595.99	22.13	22.5	1.089	0.313	0.341

LTE Band 40(2305-2315MHz)–Body SAR Test (Gap: 0mm)								
Plot No.	**Mode**	**Test Position Body**	**Frequency**	**Output Power (dBm)**	**Rated Limit (dBm)**	**Scaling Factor**	**SAR1g (W/kg)**	**Scaled SAR1g (W/kg)**
	Modulation, Bandwidth, RB		**MHz**					
15.	QPSK 10MHz 1RB	Back Face	2310	24.13	24.5	1.089	0.632	**0.688**
	QPSK 10MHz 1RB	Right Side	2310	24.13	24.5	1.089	0.213	0.232
	QPSK 10MHz 50%RB	Back Face	2310	24.13	24.5	1.089	0.612	0.666
	QPSK 10MHz 50%RB	Right Side	2310	24.13	24.5	1.089	0.185	0.201

LTE Band 40(2350-2360MHz)–Body SAR Test (Gap: 0mm)								
Plot No.	**Mode**	**Test Position Body**	**Frequency**	**Output Power (dBm)**	**Rated Limit (dBm)**	**Scaling Factor**	**SAR1g (W/kg)**	**Scaled SAR1g (W/kg)**
	Modulation, Bandwidth, RB		**MHz**					
16.	QPSK 10MHz 1RB	Back Face	2355	24.00	24.5	1.122	0.627	**0.704**
	QPSK 10MHz 1RB	Right Side	2355	24.00	24.5	1.122	0.296	0.332
	QPSK 10MHz 50%RB	Back Face	2355	24.00	24.5	1.122	0.569	0.638
	QPSK 10MHz 50%RB	Right Side	2355	24.00	24.5	1.122	0.213	0.239

LTE Band 41–Body SAR Test (Gap: 0mm)								
Plot No.	**Mode**	**Test Position Body**	**Frequency**	**Output Power (dBm)**	**Rated Limit (dBm)**	**Scaling Factor**	**SAR1g (W/kg)**	**Scaled SAR1g (W/kg)**
	Modulation, Bandwidth, RB		**MHz**					
	QPSK 20MHz 1RB	Back Face	2680	23.16	23.5	1.081	0.610	0.660
	QPSK 20MHz 1RB	Right Side	2680	23.16	23.5	1.081	0.470	0.508
	QPSK 20MHz 1RB	Back Face	2506	22.38	23.5	1.294	0.585	0.757
17.	QPSK 20MHz 1RB	Back Face	2593	22.18	23.5	1.355	0.574	**0.778**
	QPSK 20MHz 50%RB	Back Face	2680	23.16	23.5	1.081	0.578	0.625
	QPSK 20MHz 50%RB	Right Side	2680	23.16	23.5	1.081	0.346	0.374
	QPSK 20MHz 50%RB	Back Face	2506	22.38	23.5	1.294	0.552	0.714
	QPSK 20MHz 50%RB	Back Face	2593	22.18	23.5	1.355	0.548	0.743

LTE Band 41CA–Body SAR Test (Gap: 0mm)								
Plot No.	**Mode**	**Test Position Body**	**Frequency**	**Output Power (dBm)**	**Rated Limit (dBm)**	**Scaling Factor**	**SAR1g (W/kg)**	**Scaled SAR1g (W/kg)**
	Modulation, Bandwidth, RB		**MHz**					
	QPSK 20MHz 1RB	Back Face	2650.2 -2680	23.20	23.5	1.072	0.674	0.722
	QPSK 20MHz 1RB	Right Side	2650.2-2680	23.20	23.5	1.072	0.443	0.475
	QPSK 20MHz 1RB	Back Face	2506-2525.8	22.68	23.5	1.208	0.638	0.771
18.	QPSK 20MHz 1RB	Back Face	2592.01-2593.99	22.26	23.5	1.330	0.642	**0.854**
	QPSK 20MHz 50%RB	Back Face	2650.2 -2680	23.20	23.5	1.072	0.555	0.595
	QPSK 20MHz 50%RB	Right Side	2650.2-2680	23.20	23.5	1.072	0.398	0.426
	QPSK 20MHz 50%RB	Back Face	2506-2525.8	22.68	23.5	1.208	0.604	0.730
	QPSK 20MHz 50%RB	Back Face	2592.01-2593.99	22.26	23.5	1.330	0.611	0.813

5G NR-N41–Body SAR Test (Gap: 0mm)								
Plot No.	**Mode**	**Test Position Body**	**Frequency**	**Output Power (dBm)**	**Rated Limit (dBm)**	**Scaling Factor**	**SAR1g (W/kg)**	**Scaled SAR1g (W/kg)**
	Modulation, Bandwidth, RB		**MHz**					
19.	DFT-s-OFDM QPSK 100MHz 1RB	Back Face	2593	27.54	28.0	1.112	0.087	**0.097**
	DFT-s-OFDM QPSK 100MHz 1RB	Right Side	2593	27.54	28.0	1.112	0.045	0.050
	DFT-s-OFDM QPSK 100MHz 1RB	Back Face	2546	27.28	28.0	1.180	0.073	0.086
	DFT-s-OFDM QPSK 100MHz 1RB	Back Face	2640	27.30	28.0	1.175	0.081	0.095
	DFT-s-OFDM QPSK 100MHz 50%RB	Back Face	2593	27.54	28.0	1.112	0.076	0.084
	DFT-s-OFDM QPSK 100MHz 50%RB	Right Side	2593	27.54	28.0	1.112	0.038	0.042
	DFT-s-OFDM QPSK 100MHz 50%RB	Back Face	2546	27.28	28.0	1.180	0.065	0.077
	DFT-s-OFDM QPSK	Back Face	2640	27.30	28.0	1.175	0.072	0.085

	100MHz 50%RB							

5G NR-N77_3450-3550MHz–Body SAR Test (Gap: 0mm)								
Plot No.	**Mode**	**Test Position Body**	**Frequency**	**Output Power (dBm)**	**Rated Limit (dBm)**	**Scaling Factor**	**SAR1g (W/kg)**	**Scaled SAR1g (W/kg)**
	Modulation, Bandwidth, RB		**MHz**					
20.	DFT-s-OFDM QPSK 100MHz 1RB	Back Side	3500	27.32	27.5	1.042	0.043	**0.045**
	DFT-s-OFDM QPSK 100MHz 1RB	Left side	3500	27.32	27.5	1.042	0.029	0.030
	DFT-s-OFDM QPSK 100MHz 50%RB	Back Side	3500	27.32	27.5	1.042	0.035	0.036
	DFT-s-OFDM QPSK 100MHz 50%RB	Left side	3500	27.32	27.5	1.042	0.023	0.024

5G NR-N77_3700-3980MHz–Body SAR Test (Gap: 0mm)								
Plot No.	**Mode**	**Test Position Body**	**Frequency**	**Output Power (dBm)**	**Rated Limit (dBm)**	**Scaling Factor**	**SAR1g (W/kg)**	**Scaled SAR1g (W/kg)**
	Modulation, Bandwidth, RB		**MHz**					
21.	DFT-s-OFDM QPSK 100MHz 1RB	Back Side	3750	27.17	27.5	1.079	0.048	**0.052**
	DFT-s-OFDM QPSK 100MHz 1RB	Left side	3750	27.17	27.5	1.079	0.026	0.028
	DFT-s-OFDM QPSK 100MHz 1RB	Back Side	3845	26.91	27.5	1.146	0.034	0.039
	DFT-s-OFDM QPSK 100MHz 1RB	Back Side	3940	26.28	27.5	1.324	0.027	0.036
	DFT-s-OFDM QPSK 100MHz 50%RB	Back Side	3750	27.17	27.5	1.079	0.045	0.049
	DFT-s-OFDM QPSK 100MHz 50%RB	Left side	3750	27.17	27.5	1.079	0.024	0.026
	DFT-s-OFDM QPSK 100MHz 1RB	Back Side	3845	26.91	27.5	1.146	0.031	0.036
	DFT-s-OFDM QPSK 100MHz 1RB	Back Side	3940	26.28	27.5	1.324	0.025	0.033

5G NR-N78_3450-3550MHz–Body SAR Test (Gap: 0mm)								
Plot No.	**Mode**	**Test Position Body**	**Frequency**	**Output Power (dBm)**	**Rated Limit (dBm)**	**Scaling Factor**	**SAR1g (W/kg)**	**Scaled SAR1g (W/kg)**
	Modulation, Bandwidth, RB		**MHz**					
22.	DFT-s-OFDM QPSK 100MHz 1RB	Back Side	3500	27.18	27.5	1.076	0.032	**0.034**
	DFT-s-OFDM QPSK 100MHz 1RB	Left side	3500	27.18	27.5	1.076	0.023	0.025
	DFT-s-OFDM QPSK 100MHz 50%RB	Back Side	3500	27.18	27.5	1.076	0.021	0.023
	DFT-s-OFDM QPSK 100MHz 50%RB	Left side	3500	27.18	27.5	1.076	0.015	0.016

5G NR-N78_3700-3800MHz–Body SAR Test (Gap: 0mm)								
Plot No.	**Mode**	**Test Position Body**	**Frequency**	**Output Power (dBm)**	**Rated Limit (dBm)**	**Scaling Factor**	**SAR1g (W/kg)**	**Scaled SAR1g (W/kg)**
	Modulation, Bandwidth, RB		**MHz**					
23.	DFT-s-OFDM QPSK 100MHz 1RB	Back Side	3750	24.91	25.0	1.021	0.089	**0.091**
	DFT-s-OFDM QPSK 100MHz 1RB	Left side	3750	24.91	25.0	1.021	0.046	0.047
	DFT-s-OFDM QPSK 100MHz 50%RB	Back Side	3750	24.91	25.0	1.021	0.081	0.083
	DFT-s-OFDM QPSK 100MHz 50%RB	Left side	3750	24.91	25.0	1.021	0.041	0.042

DC_5A_n41A–Body SAR Test (Gap: 0mm)								
Plot No.	**Mode**	**Test Position Body**	**Frequency**	**Output Power (dBm)**	**Rated Limit (dBm)**	**Scaling Factor**	**SAR1g (W/kg)**	**Scaled SAR1g (W/kg)**
	Modulation, Bandwidth, RB		**MHz**					
24.	DFT-s-OFDM QPSK 100MHz 1RB	Back Side	2640	25.26	25.5	1.057	0.203	**0.215**
	DFT-s-OFDM QPSK 100MHz 1RB	Right side	2640	25.26	25.5	1.057	0.122	0.129
	DFT-s-OFDM QPSK 100MHz 1RB	Bottom side	2640	25.26	25.5	1.057	0.138	0.146
	DFT-s-OFDM QPSK 100MHz 1RB	Back Side	2546	25.15	25.5	1.084	0.176	0.191
	DFT-s-OFDM QPSK	Back Side	2593	25.11	25.5	1.094	0.175	0.191

	100MHz 1RB							
	DFT-s-OFDM QPSK 100MHz 50%RB	Back Side	2640	25.26	25.5	1.057	0.191	0.202
	DFT-s-OFDM QPSK 100MHz 50%RB	Right side	2640	25.26	25.5	1.057	0.095	0.100
	DFT-s-OFDM QPSK 100MHz 50%RB	Bottom side	2640	25.26	25.5	1.057	0.124	0.131
	DFT-s-OFDM QPSK 100MHz 50%RB	Back Side	2546	25.15	25.5	1.084	0.165	0.179
	DFT-s-OFDM QPSK 100MHz 50%RB	Back Side	2593	25.11	25.5	1.094	0.153	0.167

DC_2A_N78A_3450-3550MHz–Body SAR Test (Gap: 0mm)								
Plot No.	**Mode**	**Test Position Body**	**Frequency**	**Output Power (dBm)**	**Rated Limit (dBm)**	**Scaling Factor**	**SAR1g (W/kg)**	**Scaled SAR1g (W/kg)**
	Modulation, Bandwidth, RB		**MHz**					
25.	DFT-s-OFDM QPSK 100MHz 1RB	Back Side	3500	24.86	25.0	1.033	0.740	**0.764**
	DFT-s-OFDM QPSK 100MHz 1RB	Left side	3550	24.86	25.0	1.033	0.356	0.368
	DFT-s-OFDM QPSK 100MHz 50%RB	Back Side	3500	24.86	25.0	1.033	0.715	0.738
	DFT-s-OFDM QPSK 100MHz 50%RB	Left side	3550	24.86	25.0	1.033	0.316	0.326

DC_2A_N78A_3700-3800MHz–Body SAR Test (Gap: 0mm)								
Plot No.	**Mode**	**Test Position Body**	**Frequency**	**Output Power (dBm)**	**Rated Limit (dBm)**	**Scaling Factor**	**SAR1g (W/kg)**	**Scaled SAR1g (W/kg)**
	Modulation, Bandwidth, RB		**MHz**					
26.	DFT-s-OFDM QPSK 100MHz 1RB	Back Side	3750	24.85	25.0	1.035	0.457	**0.473**
	DFT-s-OFDM QPSK 100MHz 1RB	Left side	3750	24.85	25.0	1.035	0.179	0.185
	DFT-s-OFDM QPSK 100MHz 50%RB	Back Side	3750	24.85	25.0	1.035	0.422	0.437
	DFT-s-OFDM QPSK 100MHz 50%RB	Left side	3750	24.85	25.0	1.035	0.162	0.168

DC_12A_N77A_3450-3550MHz–Body SAR Test (Gap: 0mm)								
Plot No.	**Mode**	**Test Position Body**	**Frequency**	**Output Power (dBm)**	**Rated Limit (dBm)**	**Scaling Factor**	**SAR1g (W/kg)**	**Scaled SAR1g (W/kg)**
	Modulation, Bandwidth, RB		**MHz**					
27.	DFT-s-OFDM QPSK 100MHz 1RB	Back Side	3500	24.08	24.5	1.102	0.220	**0.242**
	DFT-s-OFDM QPSK 100MHz 1RB	Left side	3500	24.08	24.5	1.102	0.138	0.152
	DFT-s-OFDM QPSK 100MHz 50%RB	Back Side	3500	24.08	24.5	1.102	0.204	0.225
	DFT-s-OFDM QPSK 100MHz 50%RB	Left side	3500	24.08	24.5	1.102	0.111	0.122

DC_12A_N77A_3700-3980MHz–Body SAR Test (Gap: 0mm)								
Plot No.	**Mode**	**Test Position Body**	**Frequency**	**Output Power (dBm)**	**Rated Limit (dBm)**	**Scaling Factor**	**SAR1g (W/kg)**	**Scaled SAR1g (W/kg)**
	Modulation, Bandwidth, RB		**MHz**					
28.	DFT-s-OFDM QPSK 100MHz 1RB	Back Side	3845	23.99	24.0	1.002	0.221	**0.222**
	DFT-s-OFDM QPSK 100MHz 1RB	Left side	3845	23.99	24.0	1.002	0.069	0.069
	DFT-s-OFDM QPSK 100MHz 1RB	Back Side	3750	23.95	24.0	1.012	0.214	0.216
	DFT-s-OFDM QPSK 100MHz 1RB	Back Side	3940	22.85	24.0	1.303	0.166	0.216
	DFT-s-OFDM QPSK 100MHz 50%RB	Back Side	3845	23.99	24.0	1.002	0.195	0.195
	DFT-s-OFDM QPSK 100MHz 50%RB	Left side	3845	23.99	24.0	1.002	0.123	0.123
	DFT-s-OFDM QPSK 100MHz 50%RB	Back Side	3750	23.95	24.0	1.012	0.201	0.203
	DFT-s-OFDM QPSK 100MHz 50%RB	Back Side	3940	22.85	24.0	1.303	0.155	0.202

WLAN 2.4GHz –Body SAR Test-ANT1 (Gap: 0mm)									
Plot No.	Mode	Test Position Body	Frequency		Output Power (dBm)	Rated Limit (dBm)	Scaling Factor	SAR1g (W/kg)	Scaled SAR1g (W/kg)
			CH.	MHz					
	802.11b	Back Face	CH 01	2412	16.48	16.5	1.005	0.116	0.117
	802.11b	Right Side	CH 01	2412	16.48	16.5	1.005	0.087	0.087
	802.11b	Top Side	CH 01	2412	16.48	16.5	1.005	0.055	0.055
29.	802.11b	Back Face	CH 06	2437	15.53	16.5	1.250	0.108	**0.135**
	802.11b	Back Face	CH 11	2462	16.12	16.5	1.091	0.115	0.126

WLAN 5.2GHz– Body SAR Test-ANT1 (Gap: 0mm)									
Plot No.	Mode	Test Position Body	Frequency		Output Power (dBm)	Rated Limit (dBm)	Scaling Factor	SAR1g (W/kg)	Scaled SAR1g (W/kg)
			CH.	MHz					
	802.11a	Back Face	48	5240	14.00	14.5	1.122	0.267	0.300
	802.11a	Right Side	48	5240	14.00	14.5	1.122	0.147	0.165
	802.11a	Top Side	48	5240	14.00	14.5	1.122	0.128	0.144
30.	802.11a	Back Face	36	5180	13.15	14.5	1.365	0.238	**0.325**
	802.11a	Back Face	40	5200	13.28	14.5	1.324	0.183	0.242

WLAN 5.3GHz– Body SAR Test-ANT1 (Gap: 0mm)									
Plot No.	Mode	Test Position Body	Frequency		Output Power (dBm)	Rated Limit (dBm)	Scaling Factor	SAR1g (W/kg)	Scaled SAR1g (W/kg)
			CH.	MHz					
	802.11n (HT20)	Back Face	56	5280	12.38	12.5	1.028	0.256	0.263
	802.11n (HT20)	Right Side	56	5280	12.38	12.5	1.028	0.105	0.108
	802.11n (HT20)	Top Side	56	5280	12.38	12.5	1.028	0.121	0.124
	802.11n (HT20)	Back Face	52	5260	12.37	12.5	1.030	0.196	0.202
31.	802.11n (HT20)	Back Face	64	5320	11.49	12.5	1.262	0.225	**0.284**

WLAN 5.6GHz– Body SAR Test-ANT1 (Gap: 0mm)									
Plot No.	Mode	Test Position Body	Frequency		Output Power (dBm)	Rated Limit (dBm)	Scaling Factor	SAR1g (W/kg)	Scaled SAR1g (W/kg)
			CH.	MHz					
	802.11a	Back Face	120	5600	11.71	12.0	1.069	0.248	0.265
	802.11a	Right Side	120	5600	11.71	12.0	1.069	0.123	0.131
	802.11a	Top Side	120	5600	11.71	12.0	1.069	0.085	0.091
	802.11a	Back Face	100	5500	11.00	12.0	1.259	0.230	0.290
32.	802.11a	Back Face	140	5700	10.61	12.0	1.377	0.218	**0.300**

WLAN 5.8GHz– Body SAR Test-ANT1 (Gap: 0mm)									
Plot No.	Mode	Test Position Body	Frequency		Output Power (dBm)	Rated Limit (dBm)	Scaling Factor	SAR1g (W/kg)	Scaled SAR1g (W/kg)
			CH.	MHz					
	802.11ac (VHT80)	Back Face	155	5775	10.97	11.0	1.007	0.212	0.213
	802.11ac (VHT80)	Right Side	155	5775	10.97	11.0	1.007	0.108	0.109
33.	802.11ac (VHT80)	Top Side	155	5775	10.97	11.0	1.007	0.224	**0.226**

WLAN 2.4GHz –Body SAR Test-ANT2 (Gap: 0mm)									
Plot No.	Mode	Test Position Body	Frequency		Output Power (dBm)	Rated Limit (dBm)	Scaling Factor	SAR1g (W/kg)	Scaled SAR1g (W/kg)
			CH.	MHz					
34.	802.11b	Back Face	01	2412	15.29	15.5	1.050	0.092	**0.097**
	802.11b	Right Side	01	2412	15.29	15.5	1.050	0.076	0.080
	802.11b	Back Face	06	2437	15.03	15.5	1.114	0.085	0.095
	802.11b	Back Face	11	2462	13.59	14.0	1.099	0.079	0.087

WLAN 5.2GHz– Body SAR Test-ANT2 (Gap: 0mm)									
Plot No.	Mode	Test Position Body	Frequency		Output Power (dBm)	Rated Limit (dBm)	Scaling Factor	SAR1g (W/kg)	Scaled SAR1g (W/kg)
			CH.	MHz					
	802.11a	Back Face	36	5180	13.8	14.0	1.047	0.268	0.281
	802.11a	Right Side	36	5180	13.8	14.0	1.047	0.122	0.128
	802.11a	Back Side	40	5200	13.49	14.0	1.125	0.256	0.288
35.	802.11a	Back Side	48	5240	13.12	14.0	1.225	0.264	**0.323**

WLAN 5.3GHz– Body SAR Test-ANT2 (Gap: 0mm)									
Plot No.	Mode	Test Position Body	Frequency		Output Power (dBm)	Rated Limit (dBm)	Scaling Factor	SAR1g (W/kg)	Scaled SAR1g (W/kg)
			CH.	MHz					
	802.11n (HT20)	Back Face	62	5310	11.61	12.0	1.094	0.238	0.260
	802.11n (HT20)	Right Side	64	5320	11.61	12.0	1.094	0.152	0.166
36.	802.11n (HT20)	Back Face	52	5260	11.48	12.0	1.127	0.237	**0.267**
	802.11n (HT20)	Back Face	56	5280	11.51	12.0	1.119	0.224	0.251

WLAN 5.6GHz– Body SAR Test-ANT2 (Gap: 0mm)									
Plot No.	Mode	Test Position Body	Frequency		Output Power (dBm)	Rated Limit (dBm)	Scaling Factor	SAR1g (W/kg)	Scaled SAR1g (W/kg)
			CH.	MHz					
	802.11a	Back Face	110	5600	12.61	13.0	1.094	0.234	0.256
	802.11a	Right Side	120	5600	12.61	13.0	1.094	0.097	0.106
37.	802.11a	Back Side	100	5500	11.92	13.0	1.282	0.207	**0.265**
	802.11a	Back Side	140	5700	12.07	13.0	1.239	0.211	0.261

WLAN 5.8GHz– Body SAR Test-ANT2 (Gap: 0mm)									
Plot No.	Mode	Test Position Body	Frequency		Output Power (dBm)	Rated Limit (dBm)	Scaling Factor	SAR1g (W/kg)	Scaled SAR1g (W/kg)
			CH.	MHz					
	802.11a	Back Face	149	5745	11.53	12.0	1.114	0.213	0.237
	802.11a	Right Side	149	5745	11.53	12.0	1.114	0.121	0.135
38.	802.11a	Back Side	157	5785	11.42	12.0	1.143	0.215	**0.246**
	802.11a	Back Side	165	5825	11.47	12.0	1.130	0.205	0.232

Bluetooth–Body SAR Test-ANT2 (Gap: 0mm)									
Plot No.	Mode	Test Position Body	Frequency		Output Power (dBm)	Rated Limit (dBm)	Scaling Factor	SAR1g (W/kg)	Scaled SAR1g (W/kg)
			CH.	MHz					
	GFSK	Back Face	39	2441	9.45	9.5	1.012	0.053	0.054
	GFSK	Right Side	39	2441	9.45	9.5	1.012	0.024	0.024
	GFSK	Top Side	39	2441	9.45	9.5	1.012	0.021	0.021
39.	GFSK	Back Face	01	2402	9.45	9.5	1.012	0.060	**0.061**
	GFSK	Back Face	78	2480	9.45	9.5	1.012	0.050	0.051

Standard edition

Body SAR

LTE Band 41CA–Body SAR Test (Gap: 0mm)								
Plot No.	**Mode**	**Test Position Body**	**Frequency**	**Output Power (dBm)**	**Rated Limit (dBm)**	**Scaling Factor**	**SAR1g (W/kg)**	**Scaled SAR1g (W/kg)**
	Modulation, Bandwidth, RB		**MHz**					
	QPSK 20MHz 1RB	Back Face	2650.2 -2680	23.20	23.5	1.072	0.688	0.737
	QPSK 20MHz 1RB	Right Side	2650.2-2680	23.20	23.5	1.072	0.423	0.453
	QPSK 20MHz 1RB	Back Face	2506-2525.8	22.68	23.5	1.208	0.625	0.755
40.	QPSK 20MHz 1RB	Back Face	2592.01-2593.99	22.26	23.5	1.330	0.629	**0.837**
	QPSK 20MHz 50%RB	Back Face	2650.2 -2680	23.20	23.5	1.072	0.659	0.706
	QPSK 20MHz 50%RB	Right Side	2650.2-2680	23.20	23.5	1.072	0.398	0.426
	QPSK 20MHz 50%RB	Back Face	2506-2525.8	22.68	23.5	1.208	0.614	0.742
	QPSK 20MHz 50%RB	Back Face	2592.01-2593.99	22.26	23.5	1.330	0.616	0.820

WLAN 5.2GHz– Body SAR Test-ANT1 (Gap: 0mm)									
Plot No.	**Mode**	**Test Position Body**	**Frequency**		**Output Power (dBm)**	**Rated Limit (dBm)**	**Scaling Factor**	**SAR1g (W/kg)**	**Scaled SAR1g (W/kg)**
			CH.	**MHz**					
41.	802.11a	Back Face	48	5240	14.00	14.5	1.122	0.257	**0.288**
	802.11a	Right Side	48	5240	14.00	14.5	1.122	0.131	0.147
	802.11a	Top Side	48	5240	14.00	14.5	1.122	0.112	0.126
	802.11a	Back Face	36	5180	13.15	14.5	1.365	0.210	0.287
	802.11a	Back Face	40	5200	13.28	14.5	1.324	0.187	0.248

WLAN 5.2GHz– Body SAR Test-ANT2 (Gap: 0mm)									
Plot No.	Mode	Test Position Body	Frequency		Output Power (dBm)	Rated Limit (dBm)	Scaling Factor	SAR1g (W/kg)	Scaled SAR1g (W/kg)
			CH.	MHz					
	802.11a	Back Face	36	5180	13.8	14.0	1.047	0.263	0.275
	802.11a	Right Side	36	5180	13.8	14.0	1.047	0.134	0.140
	802.11a	Back Side	40	5200	13.49	14.0	1.125	0.245	0.276
42.	802.11a	Back Side	48	5240	13.12	14.0	1.225	0.246	**0.301**

Bluetooth–Body SAR Test-ANT2 (Gap: 0mm)									
Plot No.	Mode	Test Position Body	Frequency		Output Power (dBm)	Rated Limit (dBm)	Scaling Factor	SAR1g (W/kg)	Scaled SAR1g (W/kg)
			CH.	MHz					
	GFSK	Back Face	39	2441	9.45	9.5	1.012	0.057	0.058
	GFSK	Right Side	39	2441	9.45	9.5	1.012	0.026	0.026
	GFSK	Top Side	39	2441	9.45	9.5	1.012	0.023	0.023
43.	GFSK	Back Face	01	2402	9.45	9.5	1.012	0.058	**0.059**
	GFSK	Back Face	78	2480	9.45	9.5	1.012	0.054	0.055

Note: The standard edition EUT only the worst case is recorded in this report.

Remark:

1) Repeated measurement is not required when the original highest measured SAR is < 0.80 W/kg; steps 2) through 4) do not apply.

2) When the original highest measured SAR is ≥ 0.80 W/kg, repeat that measurement once.

3) Perform a second repeated measurement only if the ratio of largest to smallest SAR for the original and first repeated measurements is > 1.20 or when the original or repeated measurement is ≥ 1.45 W/kg (~ 10% from the 1-g SAR limit).

4) Perform a third repeated measurement only if the original, first or second repeated measurement is ≥ 1.5 W/kg and the ratio of largest to smallest SAR for the original, first and second repeated measurements is > 1.20

9.3 Simultaneous Multi-band Transmission SAR Analysis

List of Mode for Simultaneous Multi-band Transmission

No.	Configurations	Body SAR
1	GSM(Voice/Data) + WLAN(ANT1)(Data)+WLAN(ANT2) (Data)	Yes
2	WCDMA (Voice/Data)+ + WLAN(ANT1)(Data)+WLAN(ANT2) (Data)	Yes
3	LTE(Data) + + WLAN(ANT1)(Data)+WLAN(ANT2) (Data)	Yes
4	NR(Data) + + WLAN(ANT1)(Data)+WLAN(ANT2) (Data)	Yes
5	GSM(Voice/Data) + Bluetooth(Data) +WLAN(ANT2) (Data)	Yes
6	WCDMA (Voice/Data) + Bluetooth(Data) +WLAN(ANT2) (Data)	Yes
7	LTE(Data) + Bluetooth(Data) +WLAN(ANT2) (Data)	Yes
8	NR(Data) + Bluetooth(Data) +WLAN(ANT2) (Data)	Yes

Remark:

1. GSM, WCDMA, LTE and NR share the same antenna, and cannot transmit simultaneously.
2. WLAN 1 and Bluetooth share the same antenna, and cannot transmit simultaneously.
3. According to the KDB 447498 D01 v06, when standalone SAR test exclusion applies to an antenna that transmits simultaneously with other antennas, the standalone SAR must be estimated according to following to determine simultaneous transmission SAR test exclusion:
(max. power of channel, including tune-up tolerance, mW)/(min. test separation distance, mm)]·[√f(GHz)/x] W/kg for test separation distances ≤ 50 mm;
where x = 7.5 for 1-g SAR, and x = 18.75 for 10-g SAR.
4. The maximum SAR summation is calculated based on the same configuration and test position.

Scanning code edition

Body SAR

WWAN and WLAN

	WWAN		WLAN ANT1	WLAN ANT2	Summed SAR (W/kg)
Position	**Band**	**Scaled SAR (W/kg)**	**Scaled SAR (W/kg)**	**Scaled SAR (W/kg)**	
Back	GSM	**0.788**	**0.325**	**0.323**	1.436
Front	GSM	--	--	--	--
Right side	GSM	0.201	0.165	0.166	0.532
Left side	GSM	--	--	--	--
Bottom side	GSM	--	--	--	--
Top side	GSM	--	0.226	--	0.226
Back	WCDMA	**0.685**	**0.325**	**0.323**	1.333
Front	WCDMA	--	--	--	--
Right side	WCDMA	0.479	0.165	0.166	0.810
Left side	WCDMA	--	--	--	--
Bottom side	WCDMA	--	--	--	--
Top side	WCDMA	--	0.226	--	0.226
Back	LTE	**0.854**	**0.325**	**0.323**	**1.502**
Front	LTE	--	--	--	--
Right side	LTE	0.508	0.165	0.166	0.839
Left side	LTE	--	--	--	--
Bottom side	LTE	--	--	--	--
Top side	LTE	--	0.226	--	0.226
Back	NR	**0.097**	**0.325**	**0.323**	0.745
Front	NR	--	--	--	--
Right side	NR	0.050	0.165	0.166	0.381
Left side	NR	0.047	--	--	0.047
Bottom side	NR	--	--	--	--
Top side	NR	--	0.226	--	0.226
Back	5G NR EN-DC	**0.764**	**0.325**	**0.323**	1.412
Front	5G NR EN-DC	--	--	--	
Right side	5G NR EN-DC	0.129	0.165	0.166	0.460
Left side	5G NR EN-DC	0.368	--	--	0.368
Bottom side	5G NR EN-DC	0.146	--	--	0.146
Top side	5G NR EN-DC	--	0.226	--	0.226

Note:

WWAN + Bluetooth test result less than the WWAN + WLAN (2.4GHz/5GHz) test result, so the WWAN + Bluetooth test result is not show in the test report.

Standard edition

Body SAR

	WWAN		WLAN ANT1	WLAN ANT2	Summed SAR (W/kg)
Position	**Band**	**Scaled SAR (W/kg)**	**Scaled SAR (W/kg)**	**Scaled SAR (W/kg)**	
Back	WWAN	**0.837**	**0.288**	**0.301**	**1.426**
Front	WWAN	--	--	--	--
Right side	WWAN	0.453	0.147	0.140	0.740
Left side	WWAN	--	--	--	--
Bottom side	WWAN	--	--	--	0.126
Top side	WWAN	--	0.126	--	--

Note:

WWAN + Bluetooth test result less than the WWAN + WLAN (2.4GHz/5GHz) test result, so the WWAN + Bluetooth test result is not show in the test report.

10. Measurement Uncertainty

10.1 Uncertainty for SAR Test

a	b	c	d	e= f(d,k)	f	g	h= c*f/e	i= c*g/e	k
Uncertainty Component	**Sec.**	**Tol (+- %)**	**Prob. Dist.**	**Div.**	**Ci (1g)**	**Ci (10g)**	**1g Ui (+-%)**	**10g Ui (+-%)**	**Vi**
Measurement System									
Probe calibration	E.2.1	7.0	N	1	1	1	7.00	7.00	∝
Axial Isotropy	E.2.2	2.5	R	√3	(1_Cp)^1/2	(1_Cp)^1/2	1.02	1.02	∝
Hemispherical Isotropy	E.2.2	4.0	R	√3	(Cp)^1/2	(Cp)^1/2	1.63	1.63	∝
Boundary effect	E.2.3	1.0	R	√3	1	1	0.58	0.58	∝
Linearity	E.2.4	5.0	R	√3	1	1	2.89	2.89	∝
System detection limits	E.2.5	1.0	R	√3	1	1	0.58	0.58	∝
Readout Electronics	E.2.6	0.02	N	1	1	1	0.02	0.02	∝
Reponse Time	E.2.7	3.0	R	√3	1	1	1.73	1.73	∝
Integration Time	E.2.8	2.0	R	√3	1	1	1.15	1.15	∝
RF ambient Conditions – Noise	E.6.1	0	R	√3	1	1	1.73	1.73	∝
RF ambient Conditions - Reflections	E.6.1	0	R	√3	1	1	1.73	1.73	∝
Probe positioner Mechanical Tolerance	E.6.2	2.0	R	√3	1	1	1.15	1.15	∝
Probe positioning with respect to Phantom Shell	E.6.3	0.05	R	√3	1	1	0.03	0.03	∝
Extrapolation, interpolation and integration Algoritms for Max. SAR Evaluation	E.5	5.0	R	√3	1	1	2.89	2.89	∝
Test Sample Related									
Test sample positioning	E.4.2	0.03	N	1	1	1	0.03	0.03	N−1
Device Holder Uncertainty	E.4.1	5.00	N	1	1	1	5.00	5.00	
Output power Variation - SAR drift measurement	E.2.9	12.02	R	√3	1	1	6.94	6.94	∝
SAR scaling	E6.5	0.0	R	√3	1	1	0.0	0.0	∝
Phantom and Tissue Parameters									
Phantom Uncertainty (Shape and thickness tolerances)	E.3.1	0.05	R	√3	1	1	0.03	0.03	∝
Uncertainty in SAR correction for deviations in permittivity and conductivity	E3.2	1.9	R	√3	1	0.84	1.10	0.90	∝

Liquid conductivity - deviation from target value	E.3.2	0	R	√3	0	0.43	0	0	∝
Liquid conductivity - measurement uncertainty	E.3.3	4.00	N	1	0.64	0.43	1.10	1.10	∝
Liquid permittivity - deviation from target value	E.3.2	0	R	√3	0	0.49	0	0	∝
Liquid permittivity - measurement uncertainty	E.3.3	5.00	N	1	0.6	0.49	1.47	1.47	∝
Combined Standard Uncertainty			RSS				10.20	10.00	
Expanded Uncertainty (95% Confidence interval)			K=2				20.40	20.00	

Annex A. Plots of System Performance Check

MEASUREMENT 1

Type: Validation measurement (Fast, 75.00 %)
Date of measurement: 2023-03-20
Measurement duration: 7 minutes 21 seconds
E-field Probe: SSE2 - SN 18/21 EPGO356; ConvF: 1.76; Calibrated: 2022-07-08

A. Experimental conditions

Area Scan	dx=8mm dy=8mm
Zoom Scan	dx=5mm dy=5mm dz=4mm
Phantom	Validation plane
Device Position	Dipole
Band	CW750
Signal	Duty Cycle 1:1

B. SAR Measurement Results

Frequency (MHz)	750.000000
Relative Permittivity (real part)	54.731057
Conductivity (S/m)	0.952583
Power Variation (%)	0.383631
Ambient Temperature	23.2
Liquid Temperature	23.2

SURFACE SAR	VOLUME SAR
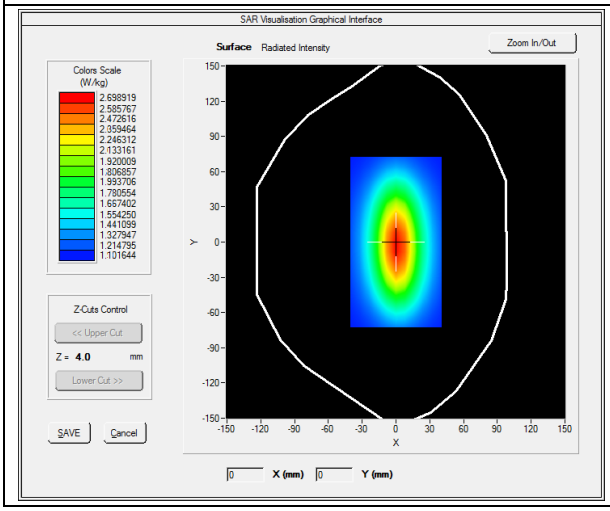	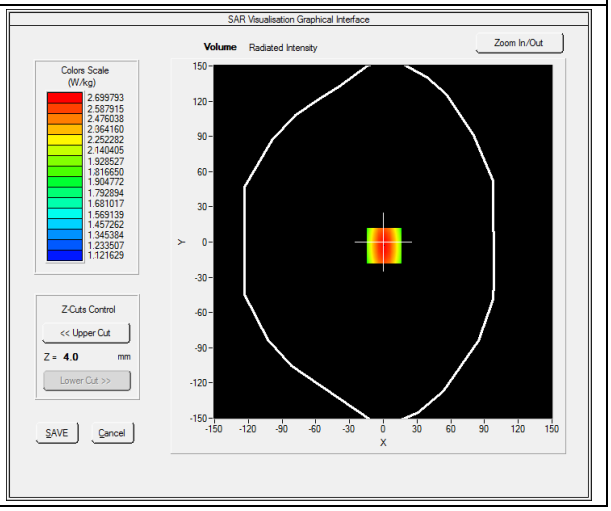

Maximum location: X=0.00, Y=0.00

SAR 10g (W/Kg)	**1.042744**
SAR 1g (W/Kg)	**2.180534**

Z Axis Scan

Z (mm)	**0.00**	**4.00**	**9.00**	**14.00**	**19.00**	**24.00**	**29.00**
SAR (W/Kg)	**0.0000**	**2.3634**	**1.8023**	**1.4523**	**1.2514**	**1.1005**	**1.0245**

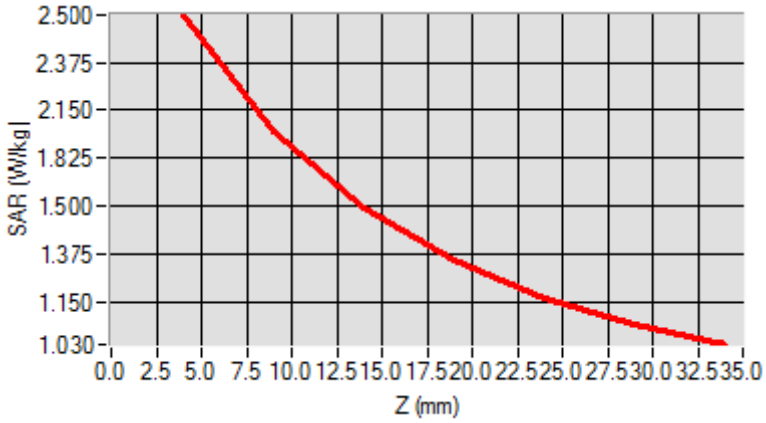

3D screen shot	**Hot spot position**
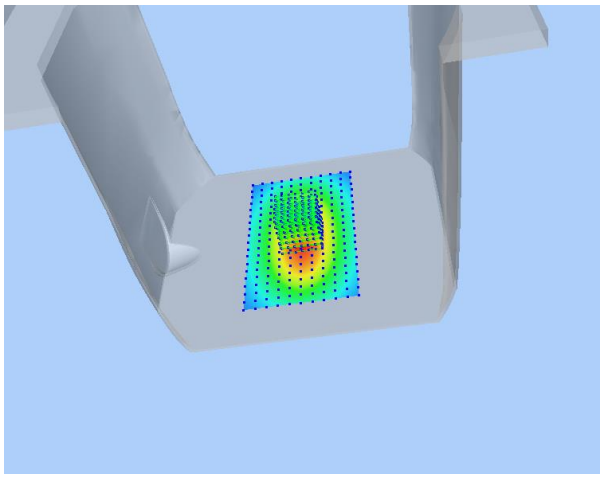	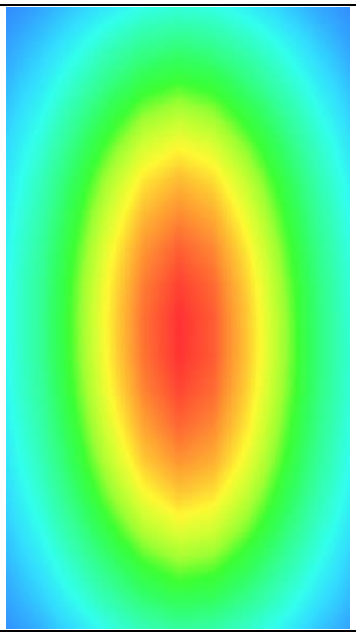

MEASUREMENT 2

Type: Validation measurement (Fast, 75.00 %)
Date of measurement: 2023-03-20
Measurement duration: 7 minutes 21 seconds
E-field Probe: SSE2 - SN 18/21 EPGO356; ConvF: 1.78; Calibrated: 2022-07-08

A. Experimental conditions

Area Scan	dx=8mm dy=8mm
Zoom Scan	dx=5mm dy=5mm dz=4mm
Phantom	Validation plane
Device Position	Dipole
Band	CW835
Signal	Duty Cycle 1:1

B. SAR Measurement Results

Frequency (MHz)	835.000000
Relative Permittivity (real part)	56.312459
Conductivity (S/m)	0.961245
Power Variation (%)	0.428437
Ambient Temperature	23.2
Liquid Temperature	23.2

SURFACE SAR	VOLUME SAR
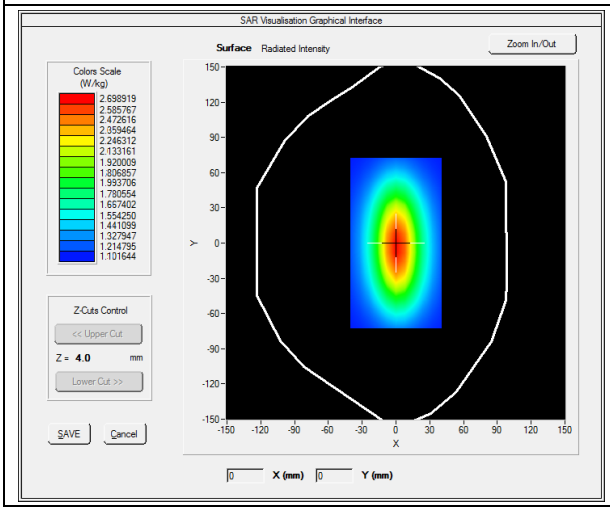	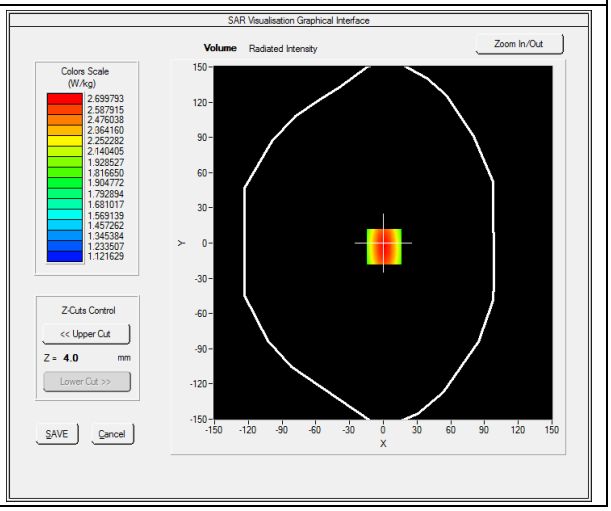

Maximum location: X=0.00, Y=0.00

SAR 10g (W/Kg)	**1.519489**
SAR 1g (W/Kg)	**2.511253**

Z Axis Scan

Z (mm)	**0.00**	**4.00**	**9.00**	**14.00**	**19.00**	**24.00**	**29.00**
SAR (W/Kg)	**0.0000**	**2.4900**	**1.8942**	**1.4811**	**1.3541**	**1.1123**	**1.0539**

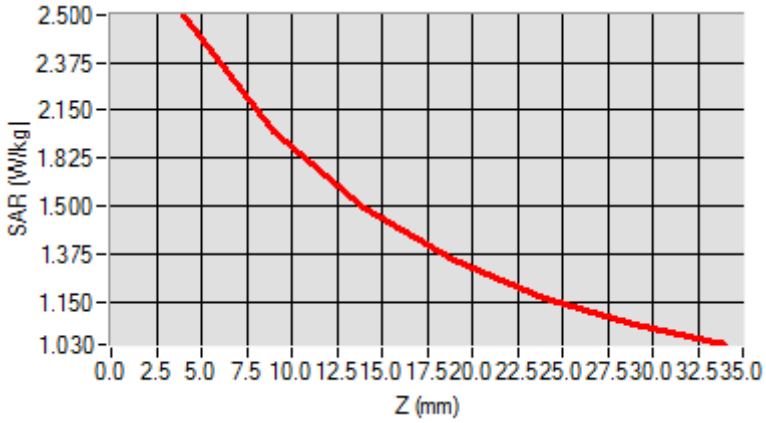

3D screen shot	**Hot spot position**
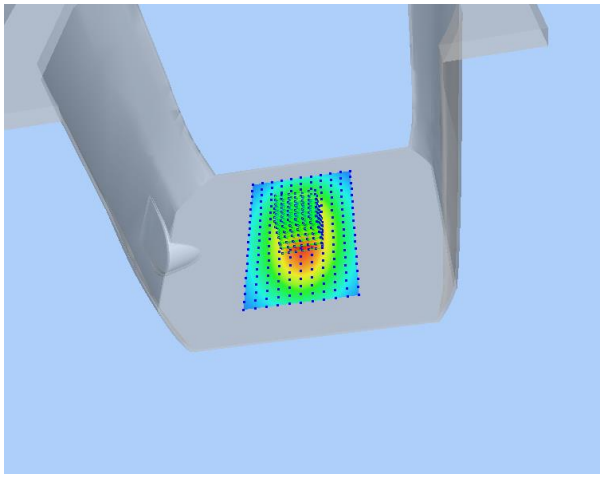	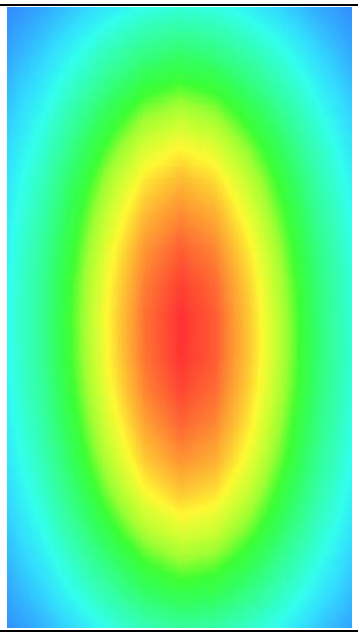

MEASUREMENT 3

Type: Validation measurement (Fast, 75.00 %)
Date of measurement: 2023-03-21
Measurement duration: 12 minutes 21 seconds
E-field Probe: SSE2 - SN 18/21 EPGO356; ConvF: 2.15; Calibrated: 2022-07-08

A. Experimental conditions

Area Scan	dx=8mm dy=8mm
Zoom Scan	dx=5mm dy=5mm dz=4mm
Phantom	Validation plane
Device Position	Dipole
Band	CW1800
Signal	CW (Crest factor: 1.0)

B. SAR Measurement Results

Frequency (MHz)	1800.000000
Relative Permittivity (real part)	54.772090
Conductivity (S/m)	1.512510
Power Variation (%)	1.041232
Ambient Temperature	22.5
Liquid Temperature	22.5

SURFACE SAR	VOLUME SAR
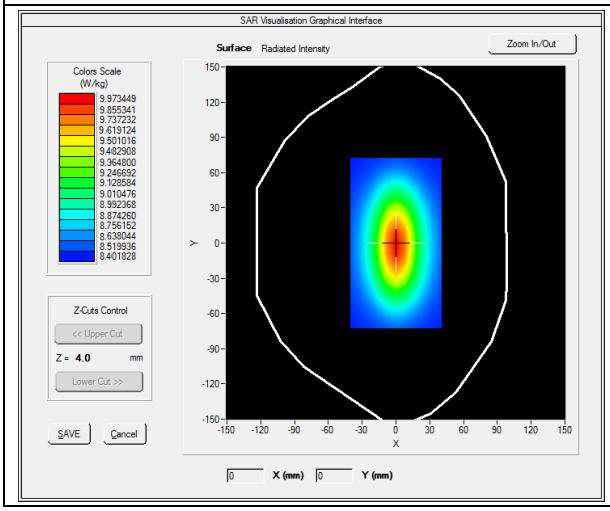	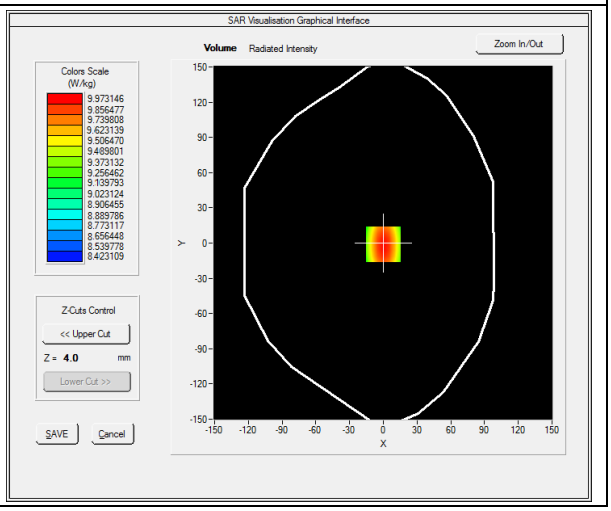

Maximum location: X=0.00, Y=0.00

SAR 10g (W/Kg)	**5.081252**
SAR 1g (W/Kg)	**9.461217**

Z Axis Scan

Z (mm)	**0.00**	**4.00**	**9.00**	**14.00**	**19.00**	**24.00**	**29.00**
SAR (W/Kg)	**0.0000**	**10.3455**	**7.1125**	**5.1026**	**3.425**	**3.0242**	**2.1125**

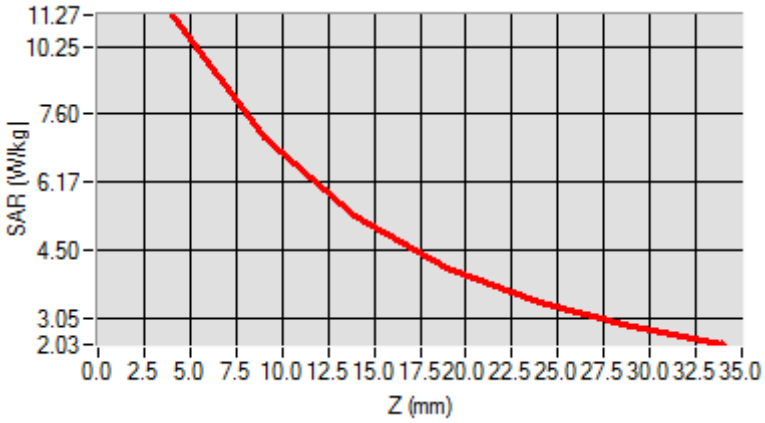

3D screen shot	**Hot spot position**
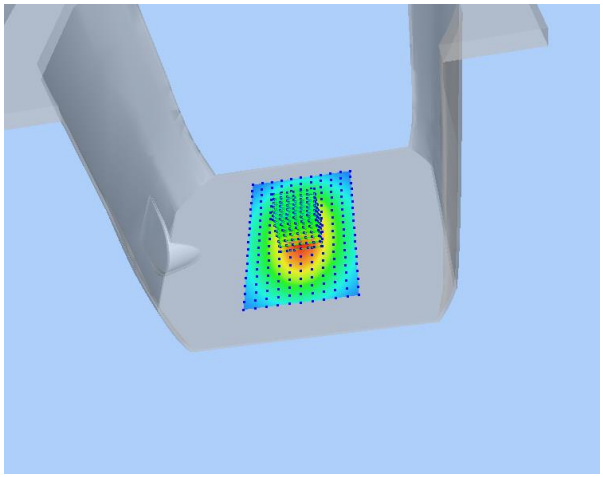	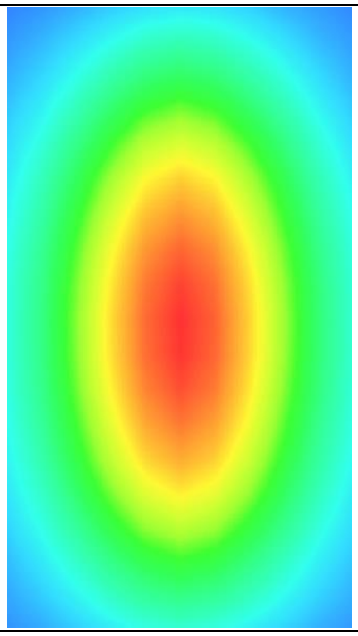

MEASUREMENT 4

Type: Validation measurement (Fast, 75.00 %)
Date of measurement: 2023-03-21
Measurement duration: 12 minutes 21 seconds
E-field Probe: SSE2 - SN 18/21 EPGO356; ConvF: 2.30; Calibrated: 2022-07-08

A. Experimental conditions

Area Scan	dx=8mm dy=8mm
Zoom Scan	dx=5mm dy=5mm dz=4mm
Phantom	Validation plane
Device Position	Dipole
Band	CW1900
Signal	Duty Cycle 1:1

B. SAR Measurement Results

Frequency (MHz)	1900.000000
Relative Permittivity (real part)	52.421245
Conductivity (S/m)	1.533607
Power Variation (%)	1.022540
Ambient Temperature	22.5
Liquid Temperature	22.5

SURFACE SAR	VOLUME SAR
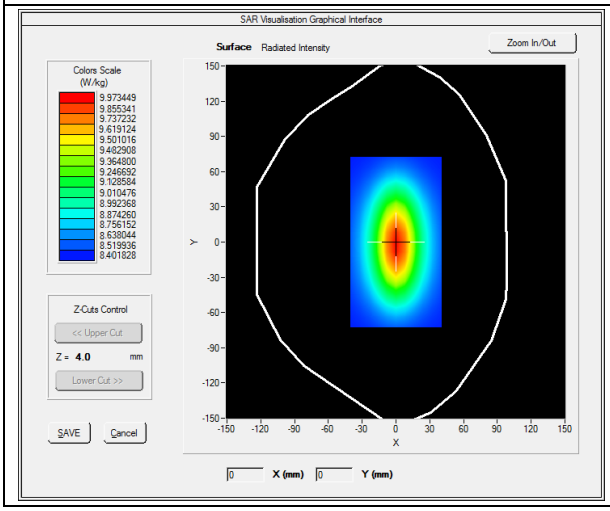	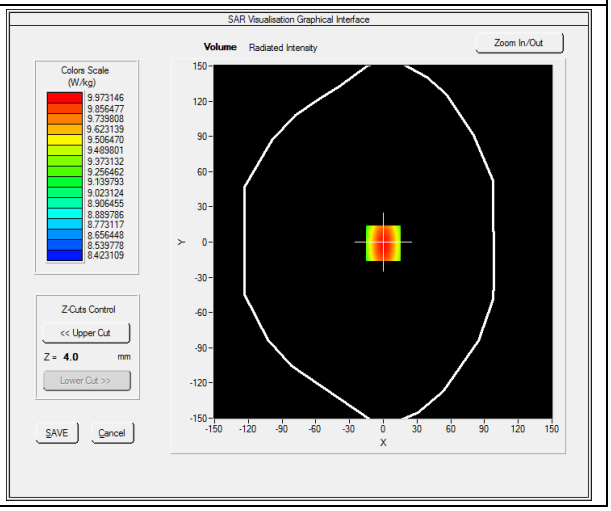

Maximum location: X=0.00, Y=0.00

SAR 10g (W/Kg)	**5.174526**
SAR 1g (W/Kg)	**9.913214**

Z Axis Scan

Z (mm)	**0.00**	**4.00**	**9.00**	**14.00**	**19.00**	**24.00**	**29.00**
SAR (W/Kg)	**0.0000**	**10.2354**	**6.8400**	**5.0121**	**4.1189**	**3.0522**	**2.8424**

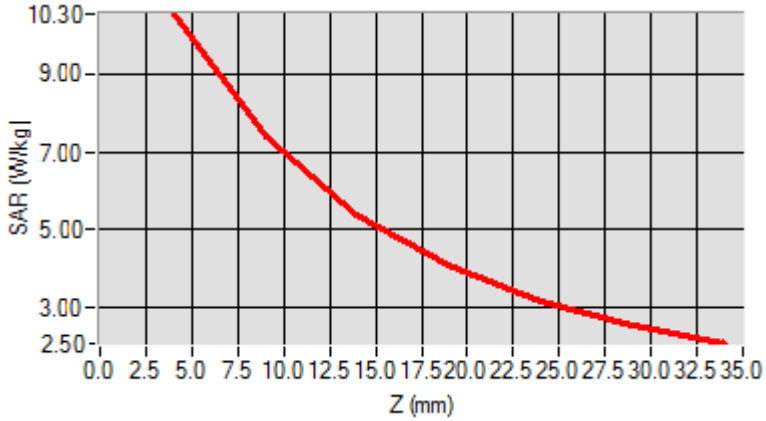

3D screen shot	**Hot spot position**
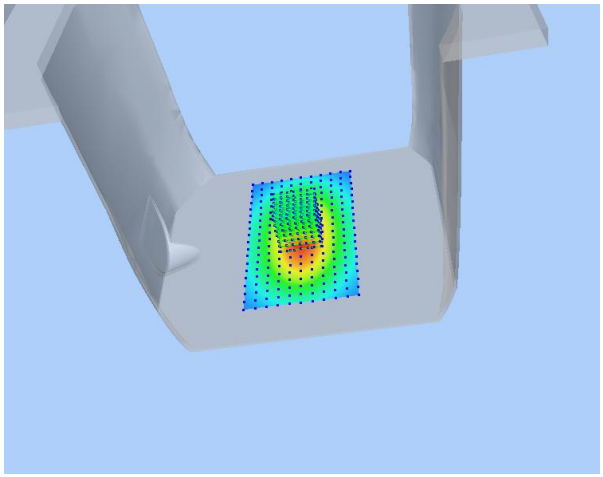	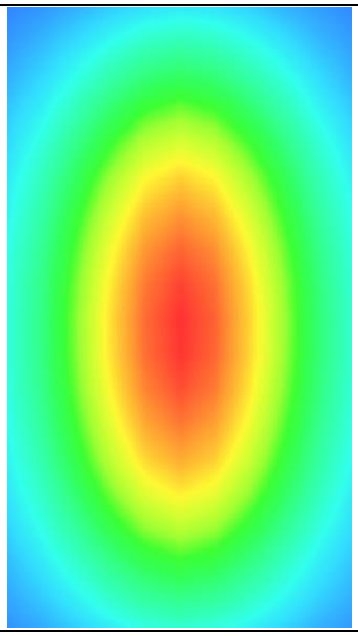

MEASUREMENT 5

Type: Validation measurement (Fast, 75.00 %)
Date of measurement: 2023-03-23
Measurement duration: 12 minutes 21 seconds
E-field Probe: SSE2 - SN 18/21 EPGO356; ConvF: 2.39; Calibrated: 2022-07-08

A. Experimental conditions

Area Scan	dx=8mm dy=8mm
Zoom Scan	dx=5mm dy=5mm dz=4mm
Phantom	Validation plane
Device Position	Dipole
Band	CW2300
Signal	Duty Cycle 1:1

B. SAR Measurement Results

Frequency (MHz)	2300.000000
Relative Permittivity (real part)	54.792124
Conductivity (S/m)	1.822554
Power Variation (%)	1.009745
Ambient Temperature	23.5
Liquid Temperature	23.5

SURFACE SAR	VOLUME SAR
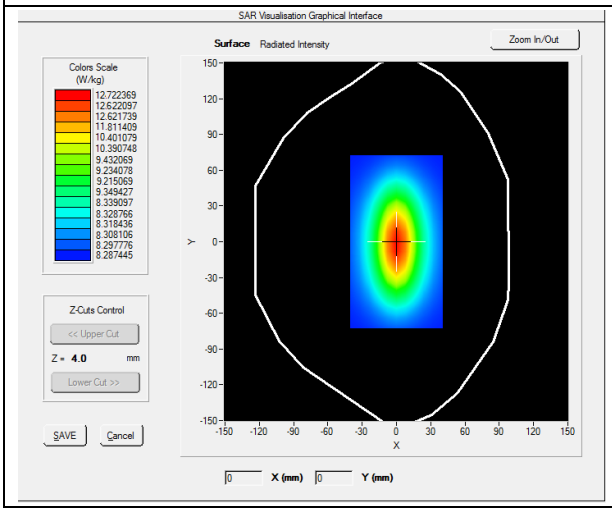	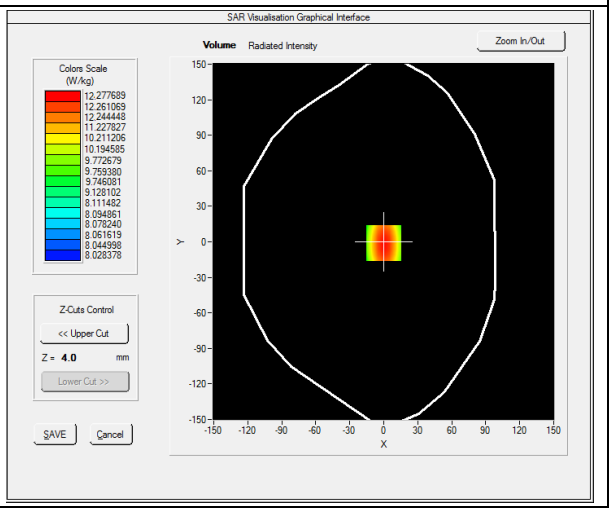

Maximum location: X=0.00, Y=0.00

SAR 10g (W/Kg)	**6.114210**
SAR 1g (W/Kg)	**12.505243**

Z Axis Scan

Z (mm)	**0.00**	**4.00**	**9.00**	**14.00**	**19.00**	**24.00**	**29.00**
SAR (W/Kg)	**0.0000**	**13.1891**	**11.7779**	**9.2852**	**8.5315**	**6.3698**	**4.6231**

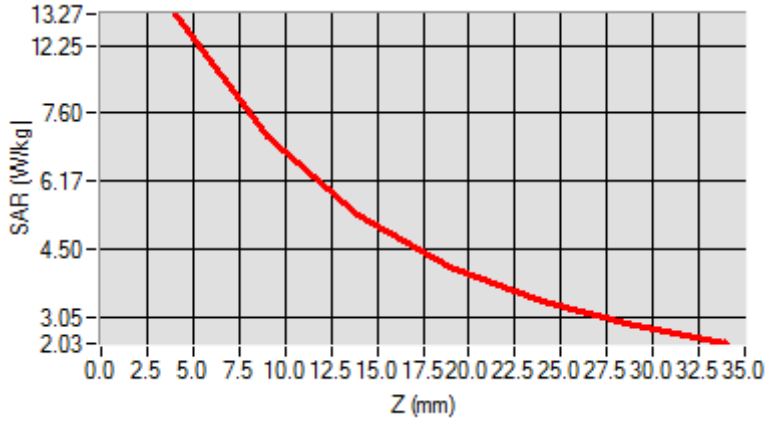

3D screen shot	**Hot spot position**
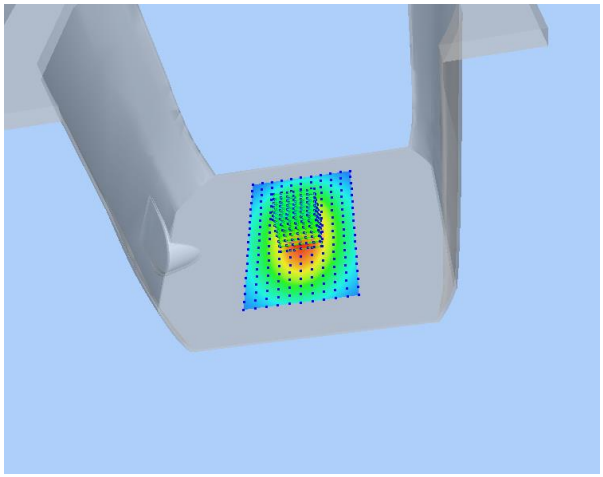	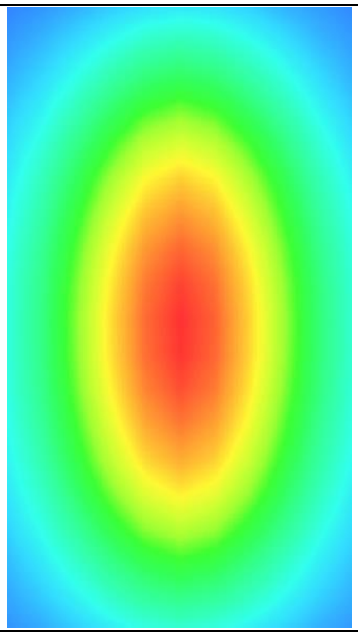

MEASUREMENT 6

Type: Validation measurement (Fast, 75.00 %)
Date of measurement: 2023-03-23
Measurement duration: 12 minutes 21 seconds
E-field Probe: SSE2 - SN 18/21 EPGO356; ConvF: 2.60; Calibrated: 2022-07-08

A. Experimental conditions

Area Scan	dx=8mm dy=8mm
Zoom Scan	dx=5mm dy=5mm dz=4mm
Phantom	Validation plane
Device Position	Dipole
Band	CW2450
Signal	Duty Cycle 1:1

B. SAR Measurement Results

Frequency (MHz)	2450.000000
Relative Permittivity (real part)	53.582128
Conductivity (S/m)	1.932655
Power Variation (%)	1.369745
Ambient Temperature	23.5
Liquid Temperature	23.5

SURFACE SAR	**VOLUME SAR**
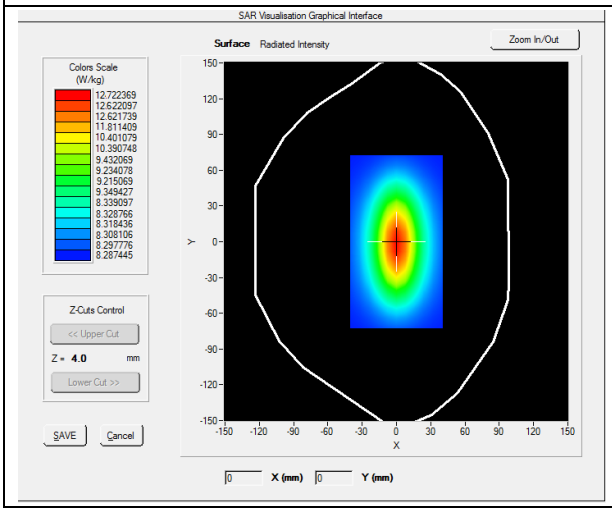	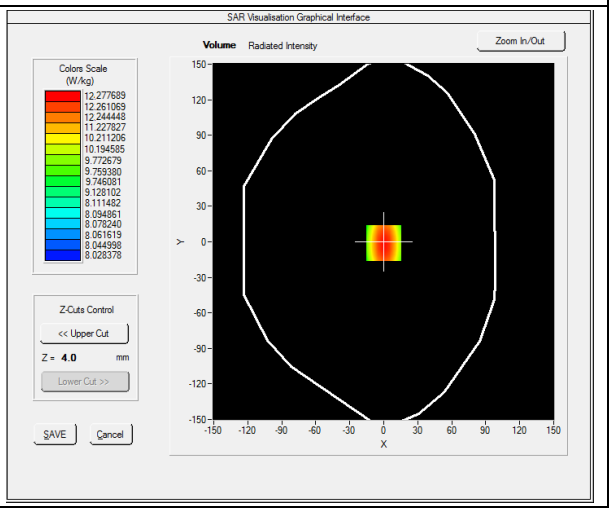

Maximum location: X=0.00, Y=0.00

SAR 10g (W/Kg)	**6.119522**

SAR 1g (W/Kg)	12.592360

Z Axis Scan

Z (mm)	0.00	4.00	9.00	14.00	19.00	24.00	29.00
SAR (W/Kg)	0.0000	13.1911	11.7951	9.2945	8.5400	6.3712	4.6225

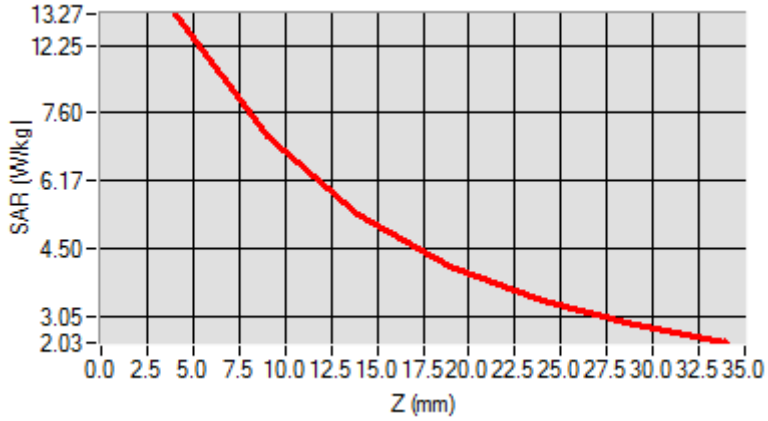

3D screen shot	Hot spot position
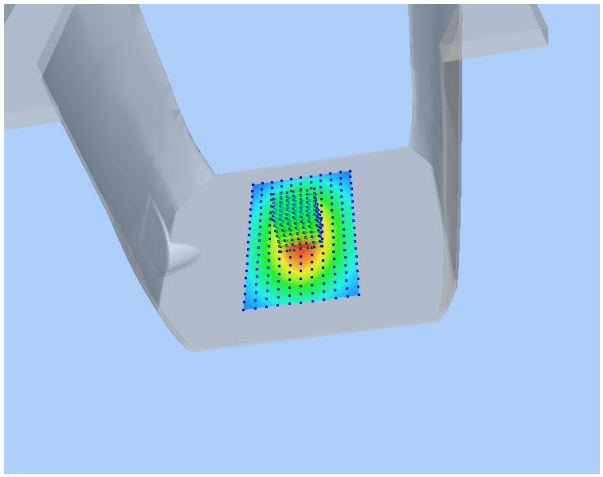	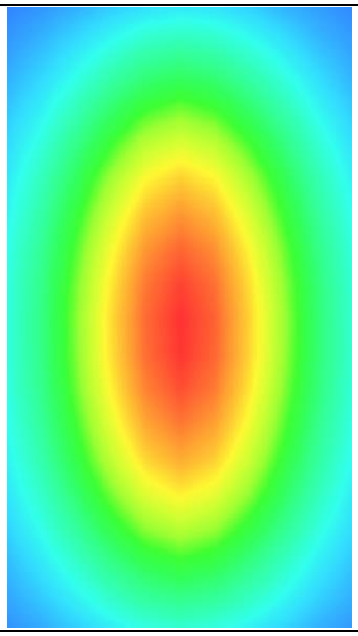

MEASUREMENT 7

Type: Validation measurement (Fast, 75.00 %)
Date of measurement: 2023-03-23
Measurement duration: 12 minutes 21 seconds
E-field Probe: SSE2 - SN 18/21 EPGO356; ConvF: 2.41; Calibrated: 2022-07-08

A. Experimental conditions

Area Scan	dx=8mm dy=8mm
Zoom Scan	dx=5mm dy=5mm dz=4mm
Phantom	Validation plane
Device Position	Dipole
Band	CW2600
Signal	Duty Cycle 1:1

B. SAR Measurement Results

Frequency (MHz)	2600.000000
Relative Permittivity (real part)	53.264092
Conductivity (S/m)	2.093182
Power Variation (%)	0.886021
Ambient Temperature	23.5
Liquid Temperature	23.5

SURFACE SAR	VOLUME SAR
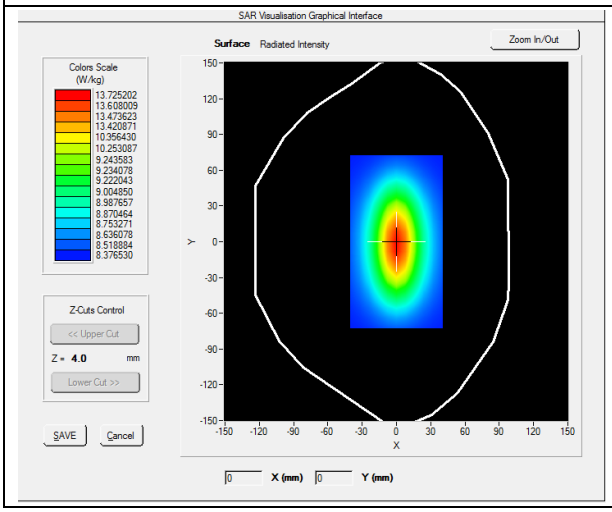	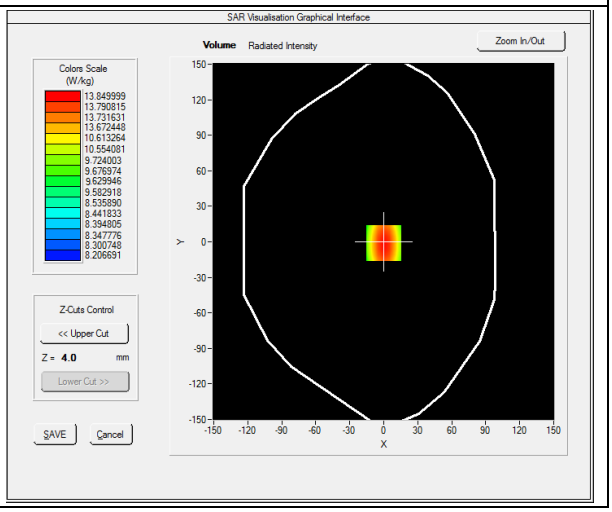

Maximum location: X=0.00, Y=0.00

SAR 10g (W/Kg)	**8.230801**

SAR 1g (W/Kg)	13.539282

Z Axis Scan

Z (mm)	0.00	4.00	9.00	14.00	19.00	24.00	29.00
SAR (W/Kg)	0.0000	14.0426	12.1354	10.2965	7.4854	5.9354	4.5186

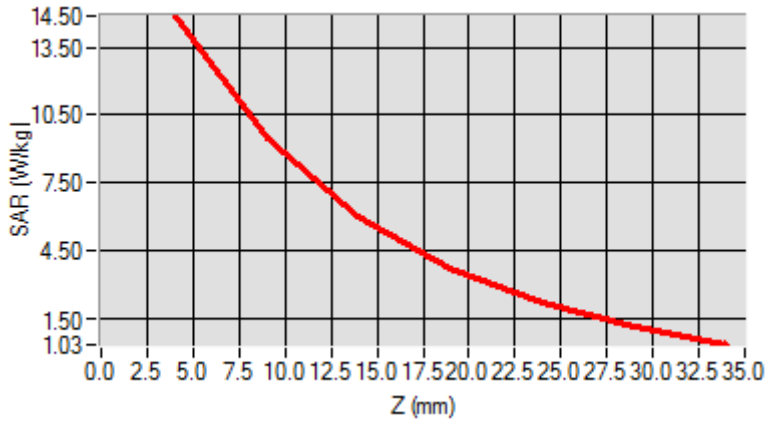

3D screen shot	Hot spot position
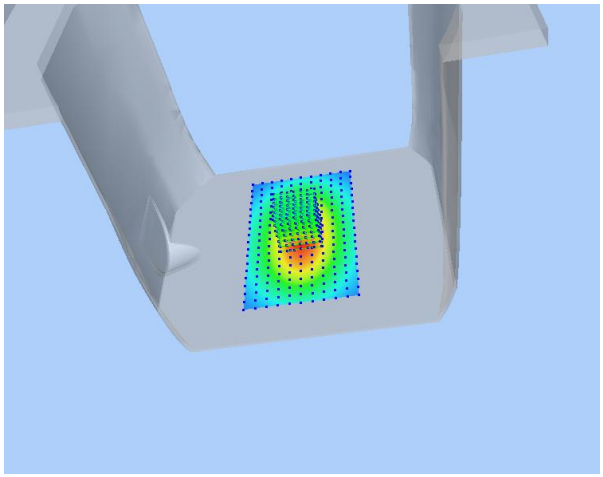	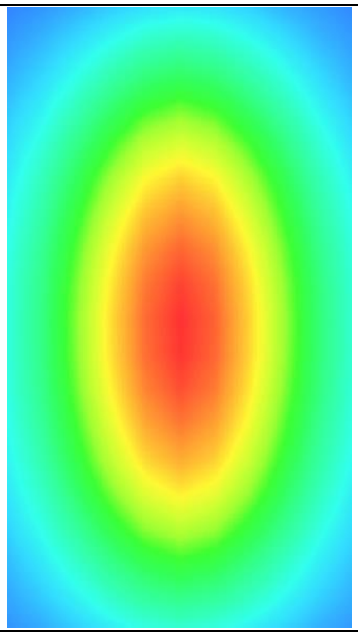

MEASUREMENT 8

Type: Validation measurement (Fast, 75.00 %)
Date of measurement: 2023-03-27
Measurement duration: 7 minutes 21 seconds
E-field Probe: SSE2 - SN 18/21 EPGO356; ConvF: 2.20; Calibrated: 2022-07-08

A. Experimental conditions

Area Scan	dx=8mm dy=8mm
Zoom Scan	dx=5mm dy=5mm dz=4mm
Phantom	Validation plane
Device Position	Dipole
Band	CW3500
Signal	CW (Crest factor: 1.0)

B. SAR Measurement Results

Frequency (MHz)	3500.000000
Relative Permittivity (real part)	50.521373
Conductivity (S/m)	3.251287
Power Variation (%)	0.365431
Ambient Temperature	23.4
Liquid Temperature	23.4

SURFACE SAR	VOLUME SAR
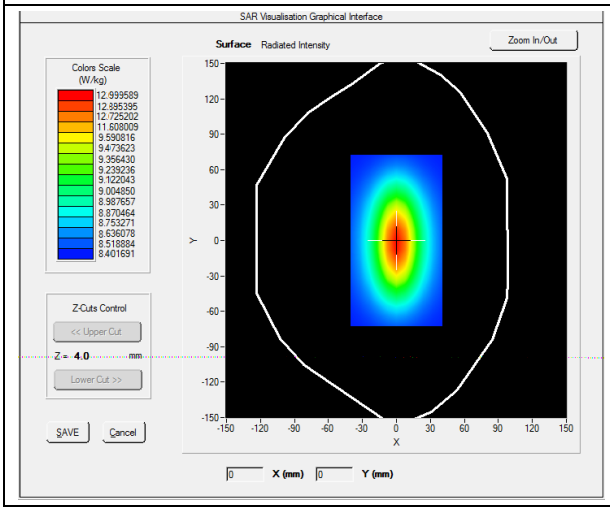	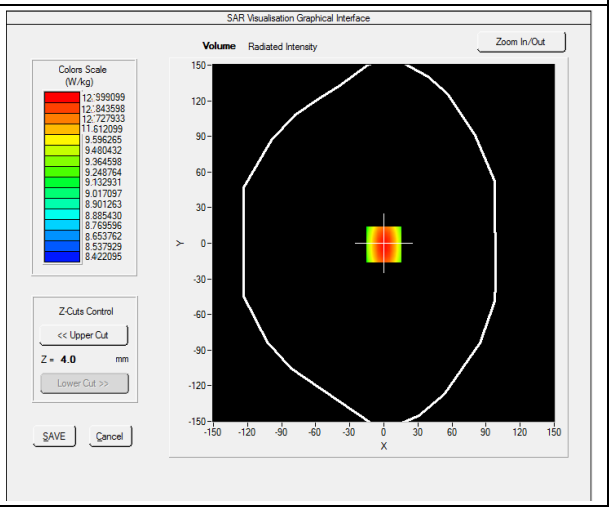

Maximum location: X=0.00, Y=0.00

SAR 10g (W/Kg)	6.163156
SAR 1g (W/Kg)	16.143311

Z Axis Scan

Z (mm)	0.00	4.00	9.00	14.00	19.00	24.00	29.00
SAR (W/Kg)	0.0000	16.5034	12.0012	8.5624	6.4715	4.9022	3.8114

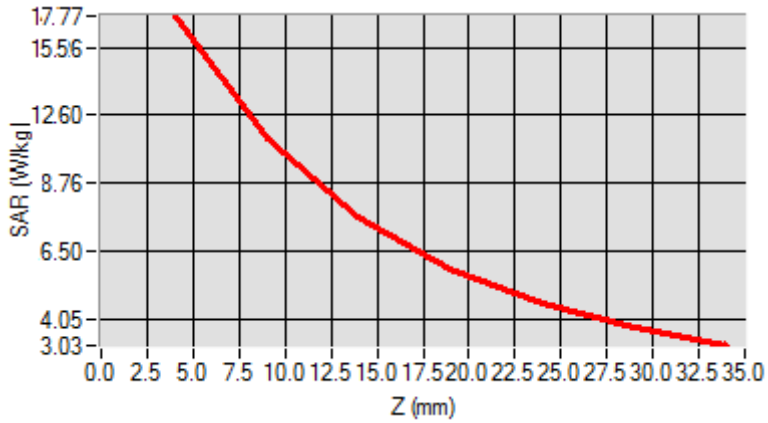

3D screen shot	Hot spot position
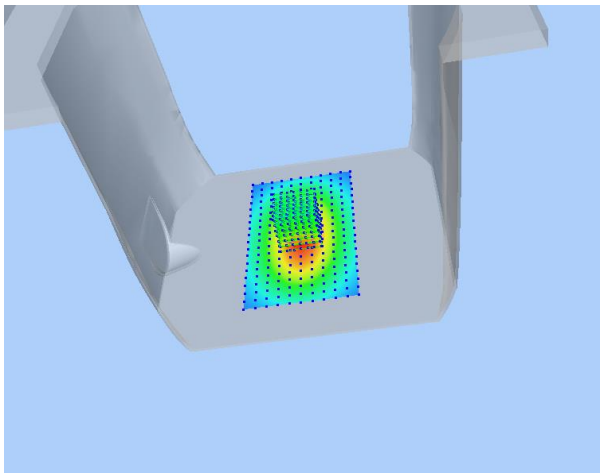	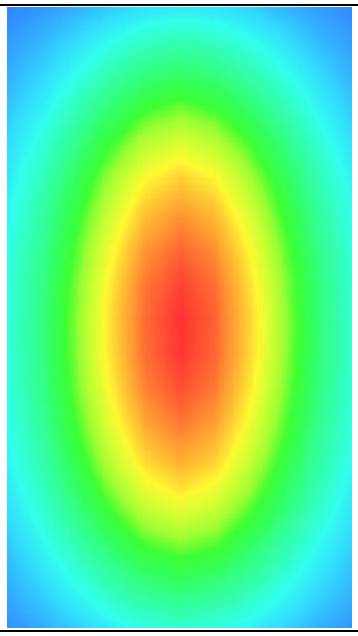

MEASUREMENT 9

Type: Validation measurement (Fast, 75.00 %)
Date of measurement: 2023-03-27
Measurement duration: 7 minutes 21 seconds
E-field Probe: SSE2 - SN 18/21 EPGO356; ConvF: 2.24; Calibrated: 2022-07-08

A. Experimental conditions

Area Scan	dx=8mm dy=8mm
Zoom Scan	dx=5mm dy=5mm dz=4mm
Phantom	Validation plane
Device Position	Dipole
Band	CW3700
Signal	Duty Cycle 1:1

B. SAR Measurement Results

Frequency (MHz)	3700.000000
Relative Permittivity (real part)	48.521724
Conductivity (S/m)	3.563695
Power Variation (%)	1.022540
Ambient Temperature	23.4
Liquid Temperature	23.4

SURFACE SAR	VOLUME SAR
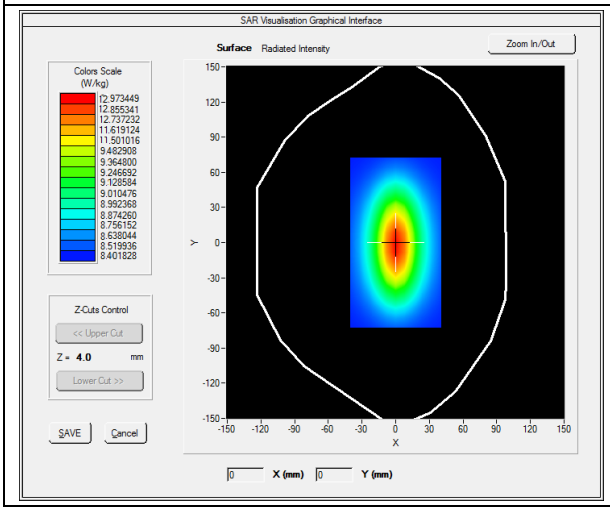	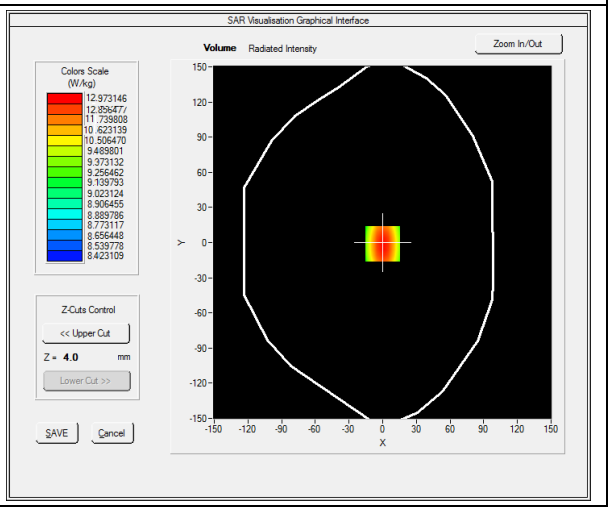

Maximum location: X=0.00, Y=0.00

SAR 10g (W/Kg)	**5.474526**
SAR 1g (W/Kg)	**15.193214**

Z Axis Scan

Z (mm)	**0.00**	**4.00**	**9.00**	**14.00**	**19.00**	**24.00**	**29.00**
SAR (W/Kg)	**0.0000**	**15.2426**	**12.1354**	**10.2965**	**7.4854**	**5.9354**	**4.5186**

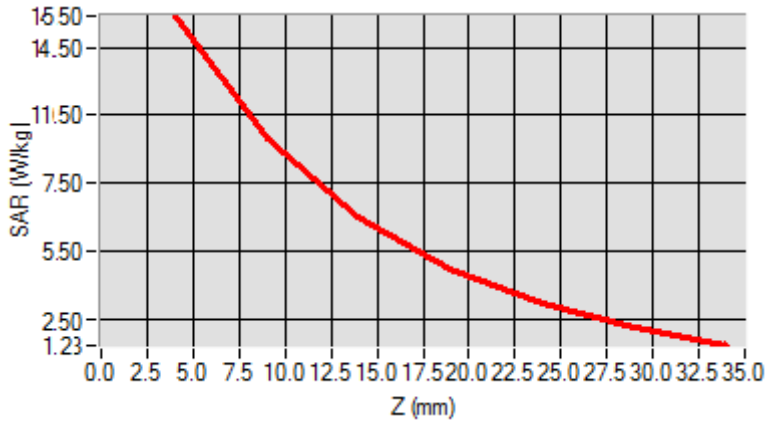

3D screen shot	**Hot spot position**
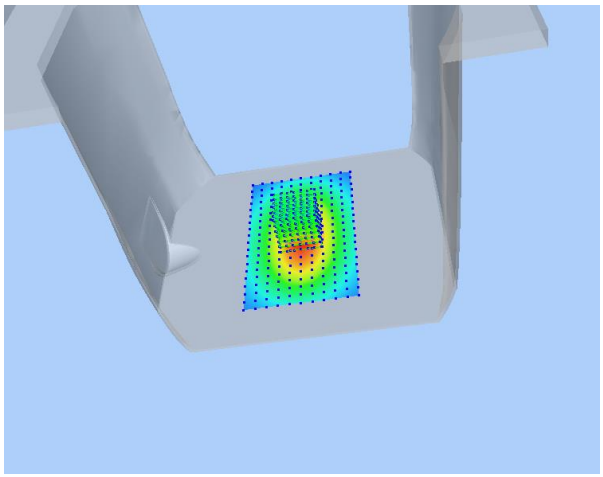	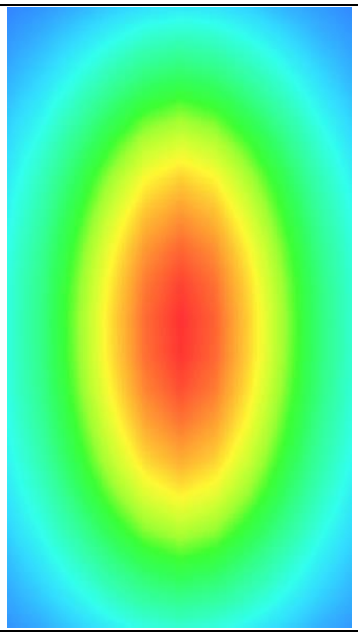

MEASUREMENT 10

Type: Validation measurement (Fast, 75.00 %)
Date of measurement: 2023-03-27
Measurement duration: 7 minutes 21 seconds
E-field Probe: SSE2 - SN 18/21 EPGO356; ConvF: 2.45; Calibrated: 2022-07-08

A. Experimental conditions

Area Scan	dx=8mm dy=8mm
Zoom Scan	dx=5mm dy=5mm dz=4mm
Phantom	Validation plane
Device Position	Dipole
Band	CW3900
Signal	CW (Crest factor: 1.0)

B. SAR Measurement Results

Frequency (MHz)	3900.000000
Relative Permittivity (real part)	47.814890
Conductivity (S/m)	4.041250
Power Variation (%)	1.401232
Ambient Temperature	23.4
Liquid Temperature	23.4

SURFACE SAR	VOLUME SAR
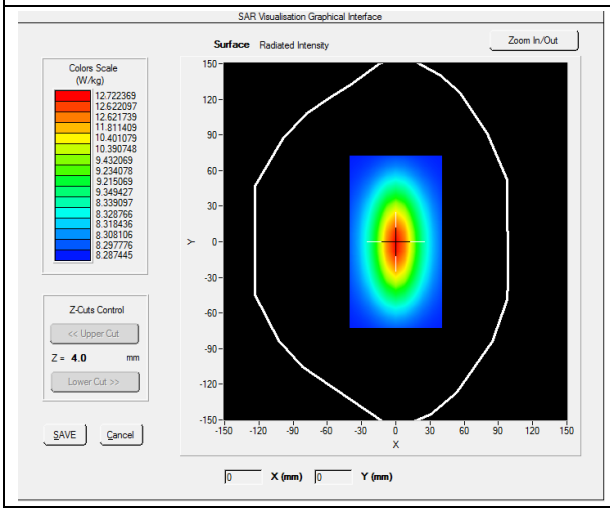	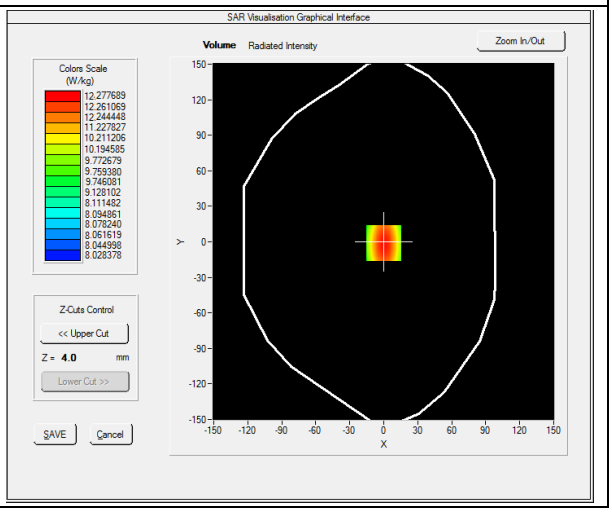

Maximum location: X=0.00, Y=0.00

SAR 10g (W/Kg)	**5.461252**
SAR 1g (W/Kg)	**15.931250**

Z Axis Scan

Z (mm)	**0.00**	**4.00**	**9.00**	**14.00**	**19.00**	**24.00**	**29.00**
SAR (W/Kg)	**0.0000**	**16.1348**	**11.1287**	**8.2638**	**6.4747**	**5.9258**	**3.9157**

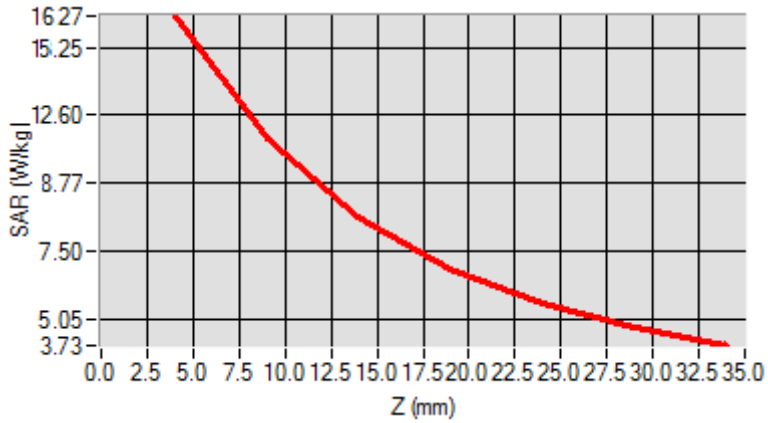

3D screen shot	**Hot spot position**
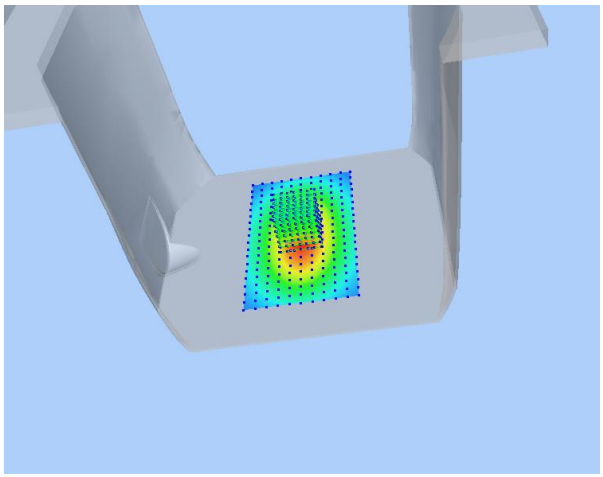	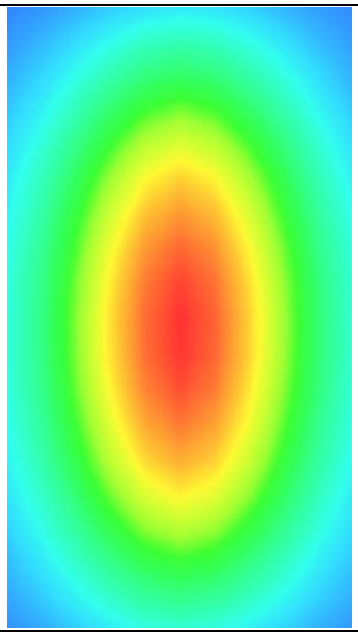

MEASUREMENT 11

Type: Validation measurement (Fast, 75.00 %)
Date of measurement: 2023-03-28
Measurement duration: 12 minutes 21 seconds
E-field Probe: SSE2 - SN 18/21 EPGO356; ConvF: 1.84; Calibrated: 2022-07-08

A. Experimental conditions

Area Scan	dx=8mm dy=8mm
Zoom Scan	dx=4mm dy=4mm dz=2mm
Phantom	Validation plane
Device Position	Dipole
Band	CW5200
Signal	Duty Cycle 1:1

B. SAR Measurement Results

Frequency (MHz)	5200.000000
Relative Permittivity (real part)	47.112415
Conductivity (S/m)	5.432135
Power Variation (%)	0.749201
Ambient Temperature	22.3
Liquid Temperature	22.3

SURFACE SAR	VOLUME SAR
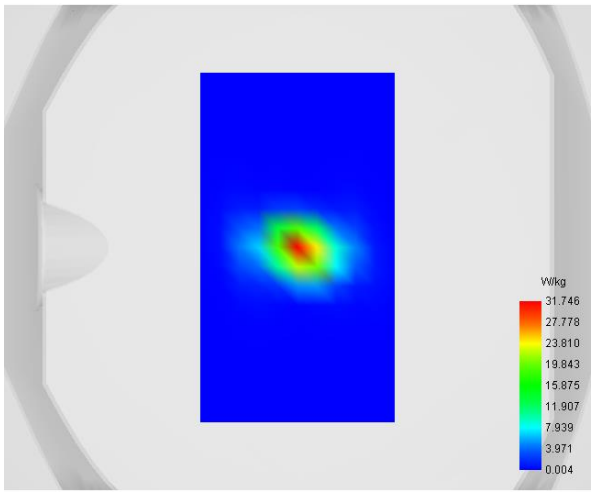	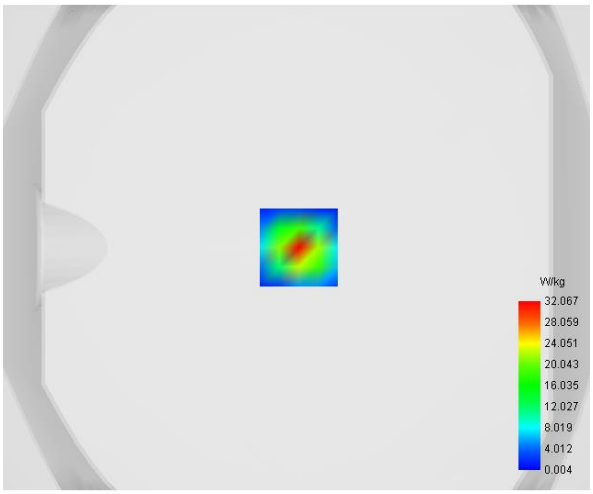

Maximum location: X=1.00, Y=0.00

SAR 10g (W/Kg)	**6.047588**
SAR 1g (W/Kg)	**16.681175**

Z (mm)	0.00	2.00	7.00	12.00	17.00	22.00	27.00
SAR (W/Kg)	49.8193	32.0669	7.0244	1.5969	0.3410	0.0635	0.0070

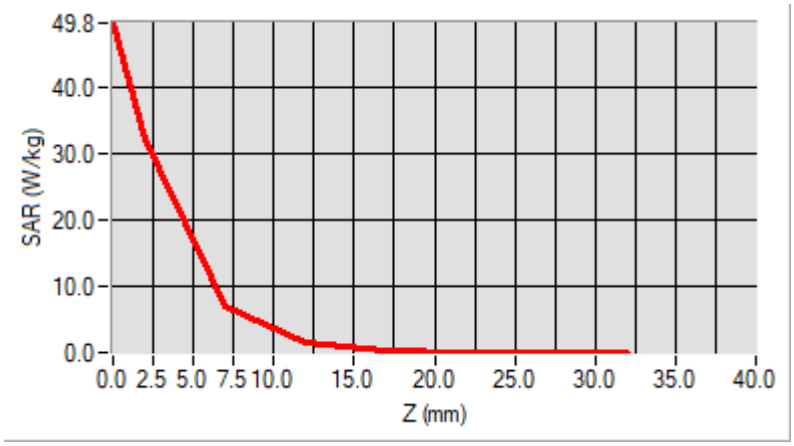

3D screen shot	Hot spot position
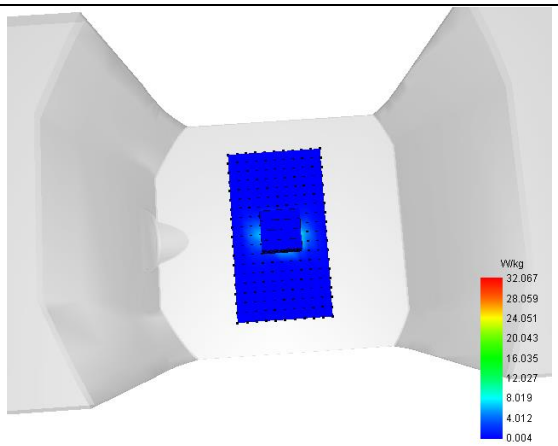	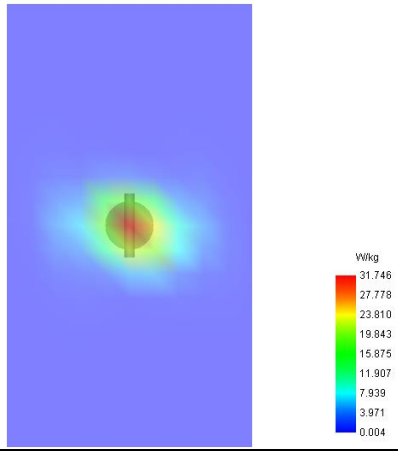

MEASUREMENT 12

Type: Validation measurement (Fast, 75.00 %)
Date of measurement: 2023-03-28
Measurement duration: 12 minutes 21 seconds
E-field Probe: SSE2 - SN 18/21 EPGO356; ConvF: 2.02; Calibrated: 2022-07-08

A. Experimental conditions

Area Scan	dx=8mm dy=8mm
Zoom Scan	dx=4mm dy=4mm dz=2mm
Phantom	Validation plane
Device Position	Dipole
Band	CW5400
Signal	CW (Crest factor: 1.0)

B. SAR Measurement Results

Frequency (MHz)	5400.000000
Relative Permittivity (real part)	46.923911
Conductivity (S/m)	5.644833
Power Variation (%)	0.943782
Ambient Temperature	22.3
Liquid Temperature	22.3

SURFACE SAR	**VOLUME SAR**
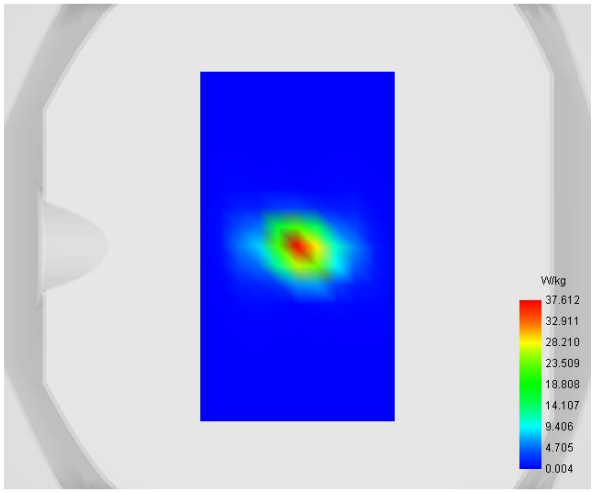	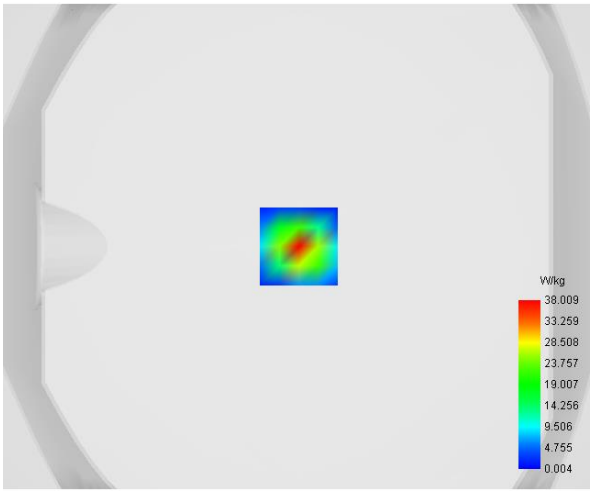

Maximum location: X=1.00, Y=0.00

SAR 10g (W/Kg)	**5.872241**

SAR 1g (W/Kg)	17.329716

Z (mm)	0.00	2.00	7.00	12.00	17.00	22.00	27.00
SAR (W/Kg)	59.0521	38.0093	8.3284	1.8732	0.3993	0.0816	0.0132

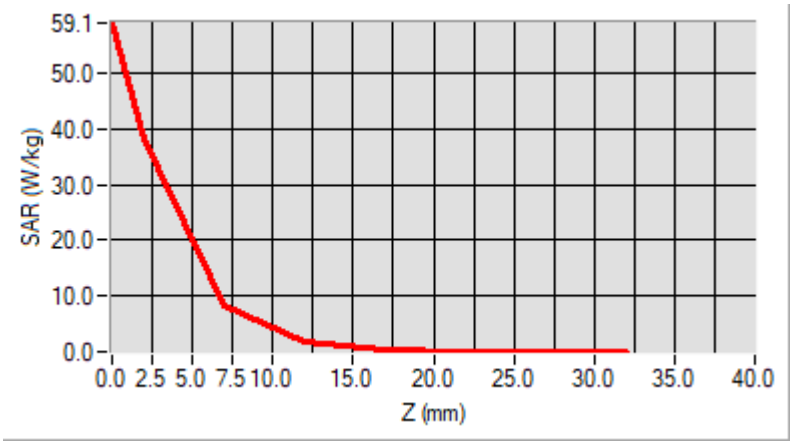

3D screen shot	Hot spot position
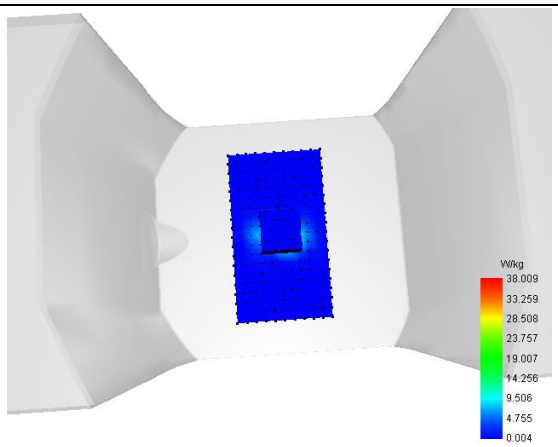	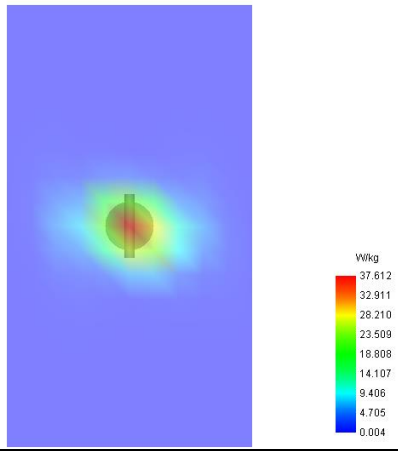

MEASUREMENT 13

Type: Validation measurement (Fast, 75.00 %)
Date of measurement: 2023-03-28
Measurement duration: 12 minutes 21 seconds
E-field Probe: SSE2 - SN 18/21 EPGO356; ConvF: 2.20; Calibrated: 2022-07-08

A. Experimental conditions

Area Scan	dx=8mm dy=8mm
Zoom Scan	dx=4mm dy=4mm dz=2mm
Phantom	Validation plane
Device Position	Dipole
Band	CW5600
Signal	Duty Cycle 1:1

B. SAR Measurement Results

Frequency (MHz)	5600.000000
Relative Permittivity (real part)	47.342143
Conductivity (S/m)	5.723688
Power Variation (%)	0.749201
Ambient Temperature	22.3
Liquid Temperature	22.3

SURFACE SAR	VOLUME SAR
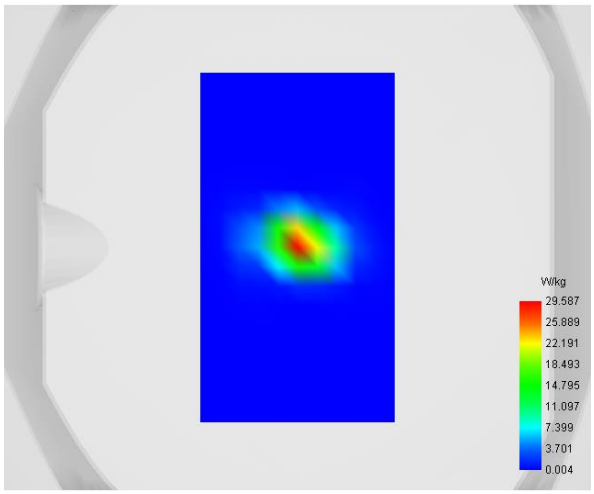	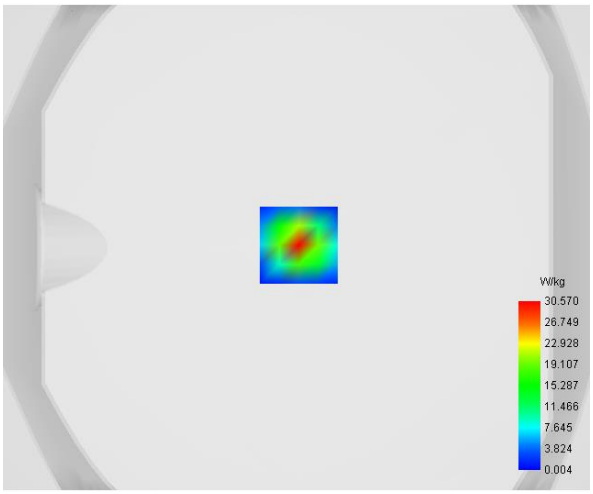

Maximum location: X=1.00, Y=1.00

SAR 10g (W/Kg)	**5.912341**
SAR 1g (W/Kg)	**17.110732**

Z (mm)	**0.00**	**2.00**	**7.00**	**12.00**	**17.00**	**22.00**	**27.00**
SAR (W/Kg)	**48.4695**	**30.5699**	**5.7100**	**1.0698**	**0.1906**	**0.0364**	**0.0052**

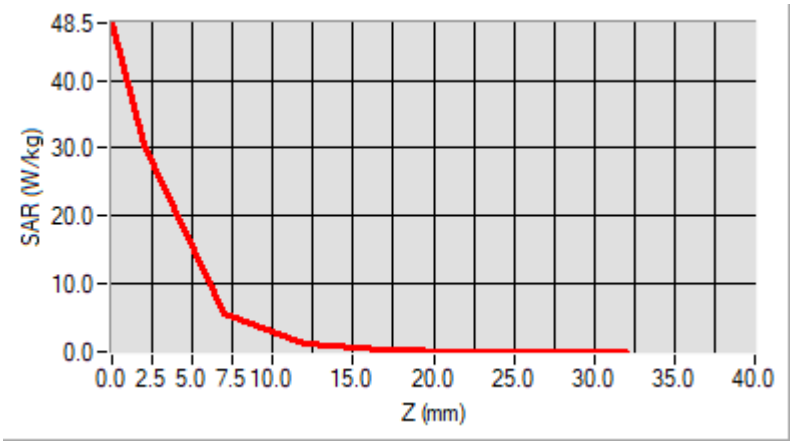

3D screen shot	**Hot spot position**
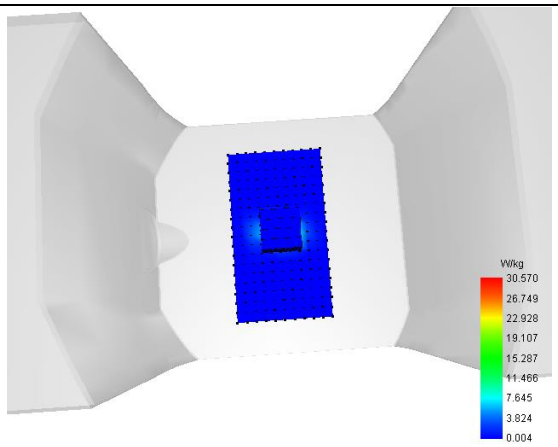	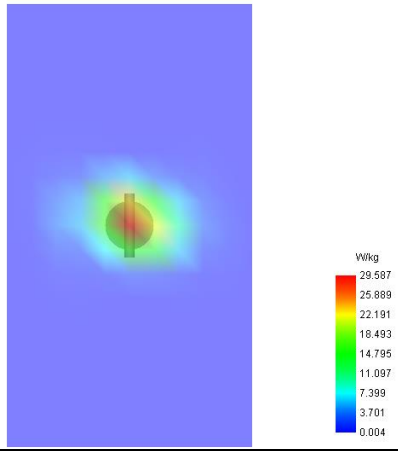

MEASUREMENT 14

Type: Validation measurement (Fast, 75.00 %)
Date of measurement: 2023-03-28
Measurement duration: 12 minutes 21 seconds
E-field Probe: SSE2 - SN 18/21 EPGO356; ConvF: 2.11; Calibrated: 2022-07-08

A. Experimental conditions

Area Scan	dx=8mm dy=8mm
Zoom Scan	dx=4mm dy=4mm dz=2mm
Phantom	Validation plane
Device Position	Dipole
Band	CW5800
Signal	Duty Cycle 1:1

B. SAR Measurement Results

Frequency (MHz)	5800.000000
Relative Permittivity (real part)	49.921939
Conductivity (S/m)	5.911487
Power Variation (%)	0.749201
Ambient Temperature	22.3
Liquid Temperature	22.3

SURFACE SAR	VOLUME SAR
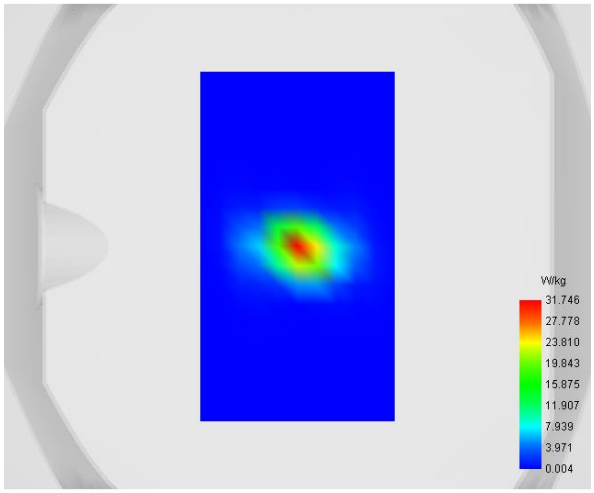	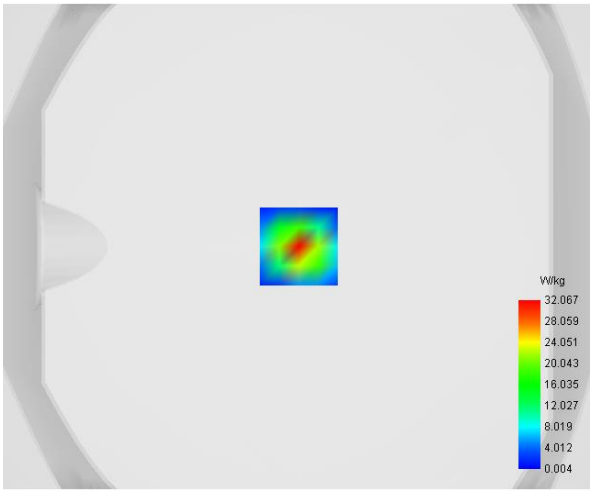

Maximum location: X=1.00, Y=0.00

SAR 10g (W/Kg)	**6.047588**
SAR 1g (W/Kg)	**16.681175**

Z (mm)	0.00	2.00	7.00	12.00	17.00	22.00	27.00
SAR (W/Kg)	49.8193	32.0669	7.0244	1.5969	0.3410	0.0635	0.0070

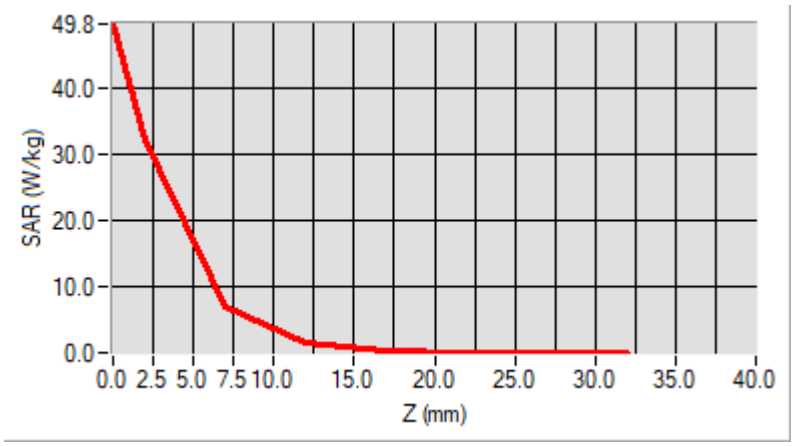

3D screen shot	Hot spot position
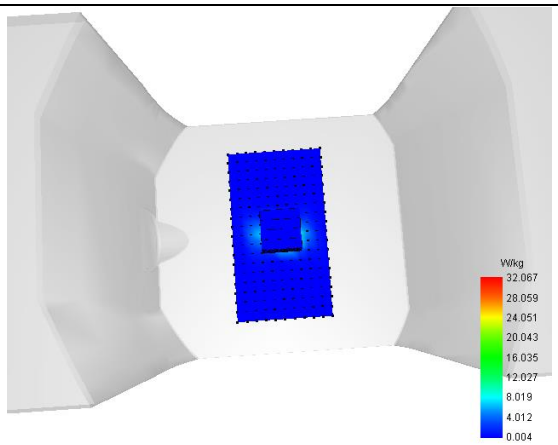	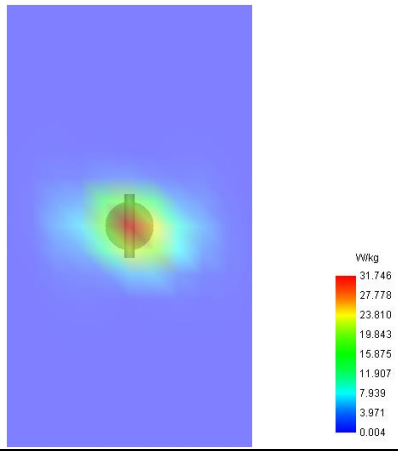

Annex B. Plots of SAR Measurement

MEASUREMENT 1

Type: Phone measurement (Complete)
Date of measurement: 2023-03-20
Measurement duration: 11 minutes 48 seconds

A. Experimental conditions

Area Scan	dx=8mm dy=8mm
Zoom Scan	dx=4mm dy=4mm dz=2mm
Phantom	Flat Plane
Device Position	Back
Band	GSM900
Channels	High
Signal	TDMA (Crest factor: 8.0)

B. SAR Measurement Results

Frequency (MHz)	848.800000
Relative Permittivity (real part)	56.30245
Conductivity (S/m)	0.961245
Power Variation (%)	1.074536
Ambient Temperature	23.2
Liquid Temperature	23.2

C. SAR Surface and Volume

SURFACE SAR	VOLUME SAR
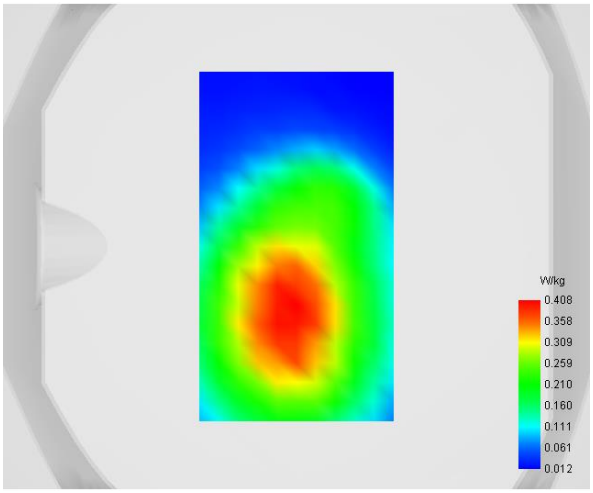	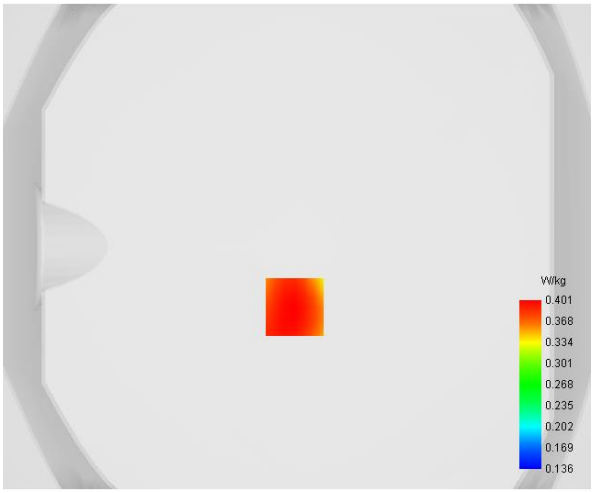

Maximum location: X=-1.00, Y=-25.00

D. SAR 1g & 10g

SAR 10g (W/Kg)	**0.282748**
SAR 1g (W/Kg)	**0.382181**

E. Z Axis Scan

Z (mm)	**0.00**	**4.00**	**6.00**	**8.00**	**10.00**	**12.00**	**14.00**	**16.00**	**18.00**
SAR (W/Kg)	**0.5009**	**0.4008**	**0.3590**	**0.3116**	**0.2783**	**0.2485**	**0.2215**	**0.2069**	**0.1843**

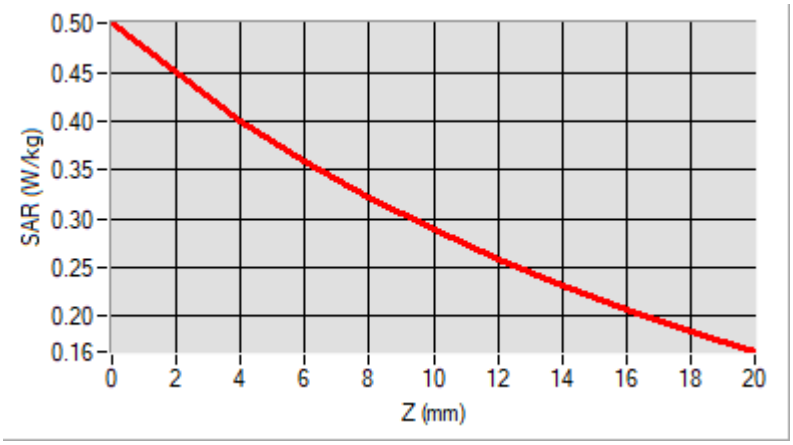

F. 3D Image

3D screen shot	**Hot spot position**
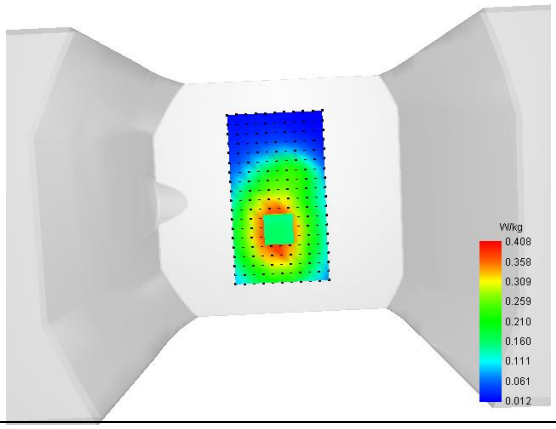	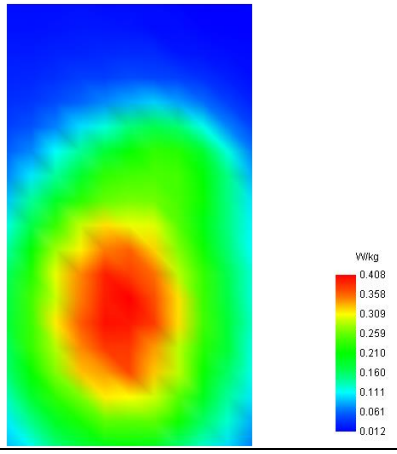

MEASUREMENT 2

Type: Phone measurement (Complete)
Date of measurement: 2023-03-21
Measurement duration: 11 minutes 48 seconds

A. Experimental conditions

Area Scan	dx=8mm dy=8mm
Zoom Scan	dx=4mm dy=4mm dz=2mm
Phantom	Flat Plane
Device Position	Back
Band	GPRS1800_2TX
Channels	Low
Signal	Duty Cycle: 1:4

B. SAR Measurement Results

Frequency (MHz)	1850.200000
Relative Permittivity (real part)	54.761824
Conductivity (S/m)	1.511536
Power Variation (%)	-0.150000
Ambient Temperature	22.5
Liquid Temperature	22.5

C. SAR Surface and Volume

SURFACE SAR	VOLUME SAR
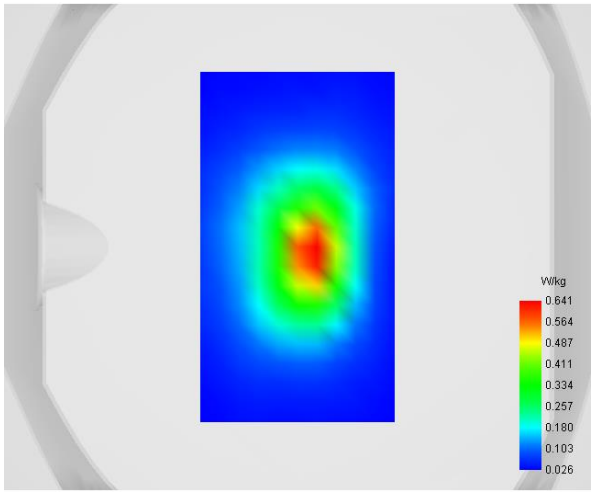	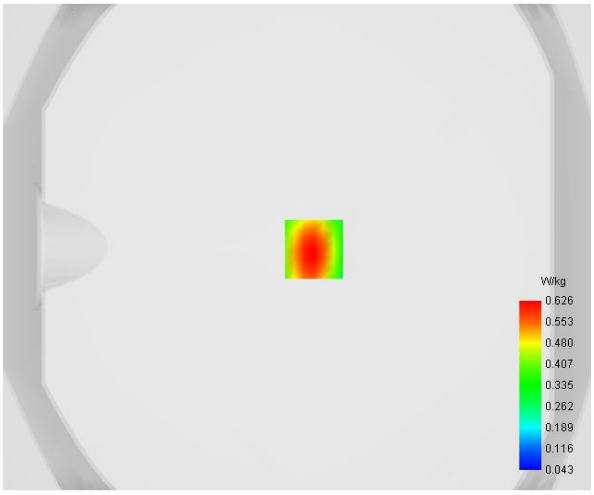

Maximum location: X=7.00, Y=-1.00

D. SAR 1g & 10g

SAR 10g (W/Kg)	**0.303082**
SAR 1g (W/Kg)	**0.587457**

E. Z Axis Scan

Z (mm)	**0.00**	**4.00**	**6.00**	**8.00**	**10.00**	**12.00**	**14.00**	**16.00**	**18.00**
SAR (W/Kg)	**1.0305**	**0.6258**	**0.4853**	**0.3748**	**0.2898**	**0.2240**	**0.1725**	**0.1315**	**0.0982**

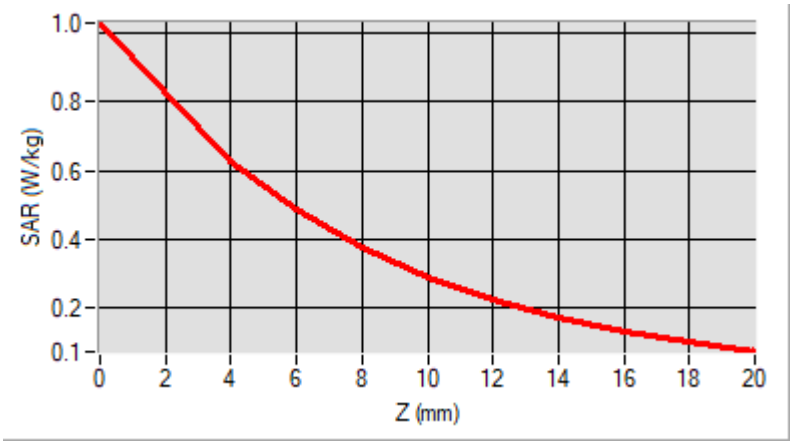

F. 3D Image

3D screen shot	**Hot spot position**
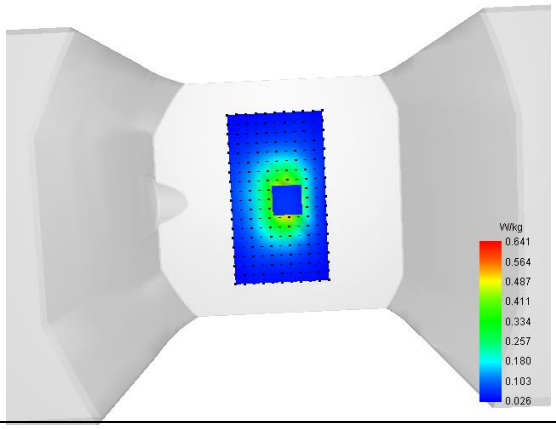	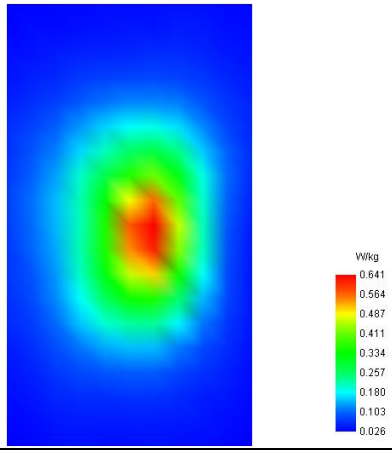

MEASUREMENT 3

Type: Phone measurement (Complete)
Date of measurement: 2023-03-21
Measurement duration: 12 minutes 3 seconds

A. Experimental conditions

Area Scan	dx=8mm dy=8mm
Zoom Scan	dx=4mm dy=4mm dz=2mm
Phantom	Flat Plane
Device Position	Back
Band	WCDMA1900_RMC
Channels	Low
Signal	Duty Cycle 1:1

B. SAR Measurement Results

Frequency (MHz)	1852.400000
Relative Permittivity (real part)	54.760124
Conductivity (S/m)	1.513607
Power Variation (%)	0.820000
Ambient Temperature	22.5
Liquid Temperature	22.5

C. SAR Surface and Volume

SURFACE SAR	VOLUME SAR
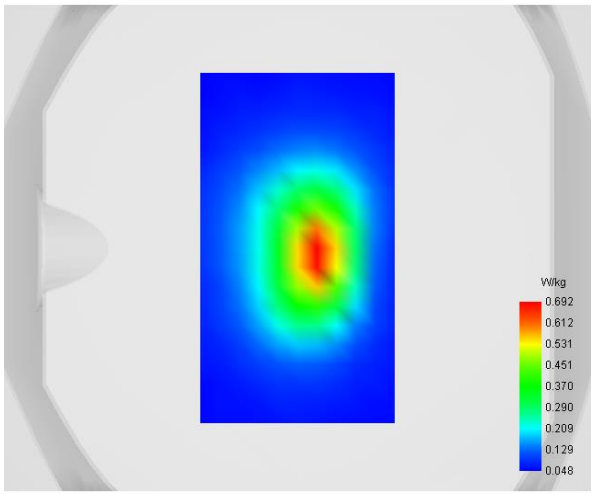	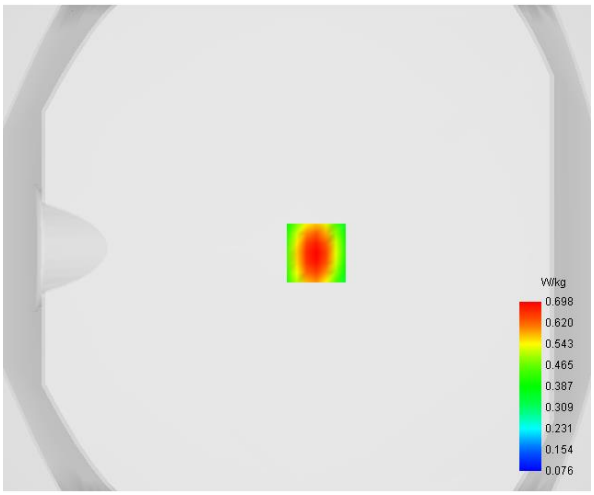

Maximum location: X=8.00, Y=-2.00

D. SAR 1g & 10g

SAR 10g (W/Kg)	**0.342506**
SAR 1g (W/Kg)	**0.652990**

E. Z Axis Scan

Z (mm)	**0.00**	**4.00**	**6.00**	**8.00**	**10.00**	**12.00**	**14.00**	**16.00**	**18.00**
SAR (W/Kg)	**1.2423**	**0.6981**	**0.5234**	**0.3943**	**0.3022**	**0.2363**	**0.1884**	**0.1526**	**0.1247**

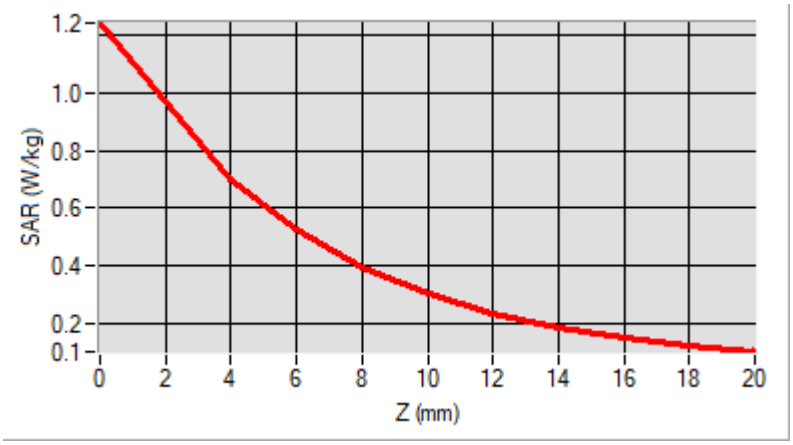

F. 3D Image

3D screen shot	**Hot spot position**
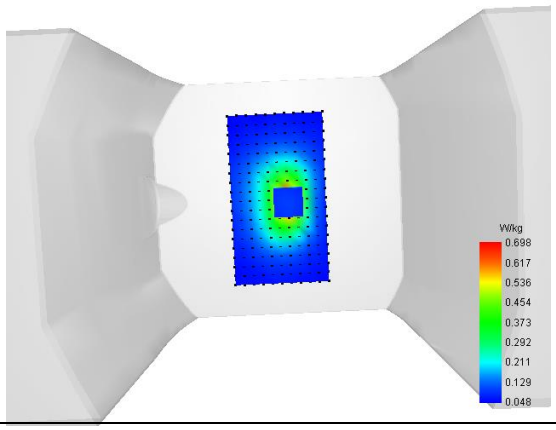	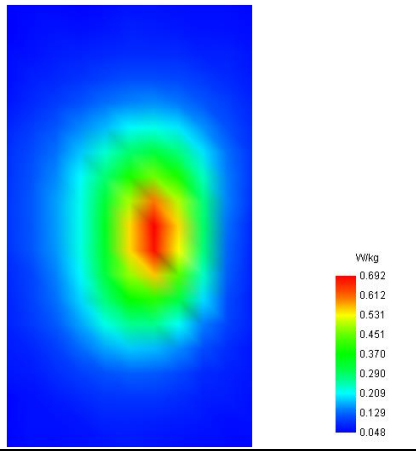

MEASUREMENT 4

Type: Phone measurement (Complete)
Date of measurement: 2023-03-20
Measurement duration: 12 minutes 3 seconds

A. Experimental conditions

Area Scan	dx=8mm dy=8mm
Zoom Scan	dx=4mm dy=4mm dz=2mm
Phantom	Flat Plane
Device Position	Back
Band	WCDMA850_RMC
Channels	High
Signal	Duty Cycle 1:1

B. SAR Measurement Results

Frequency (MHz)	846.600000
Relative Permittivity (real part)	56.302275
Conductivity (S/m)	0.962987
Power Variation (%)	-1.200000
Ambient Temperature	23.2
Liquid Temperature	23.2

C. SAR Surface and Volume

SURFACE SAR	VOLUME SAR
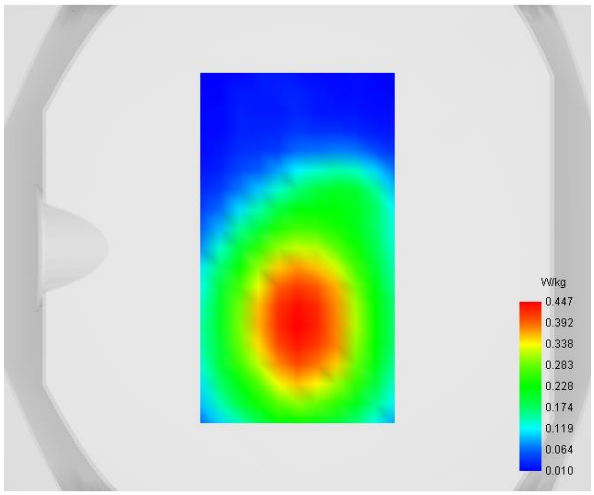	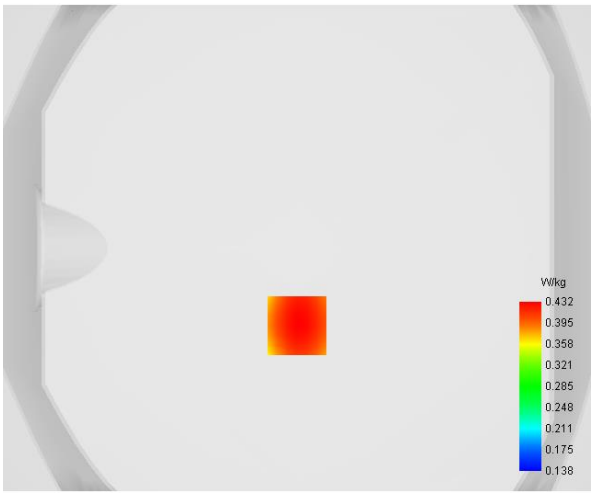

Maximum location: X=0.00, Y=-32.00

D. SAR 1g & 10g

SAR 10g (W/Kg)	**0.301288**
SAR 1g (W/Kg)	**0.451366**

E. Z Axis Scan

Z (mm)	**0.00**	**4.00**	**6.00**	**8.00**	**10.00**	**12.00**	**14.00**	**16.00**	**18.00**
SAR (W/Kg)	**0.5348**	**0.4416**	**0.3900**	**0.3613**	**0.3254**	**0.2821**	**0.2611**	**0.2323**	**0.1954**

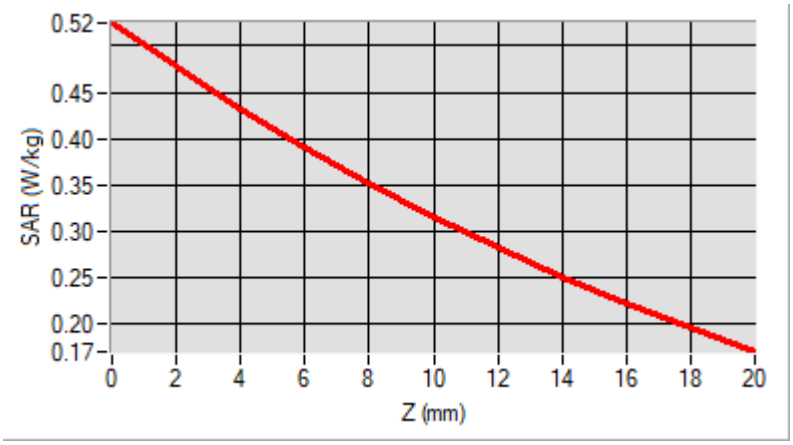

F. 3D Image

3D screen shot	**Hot spot position**
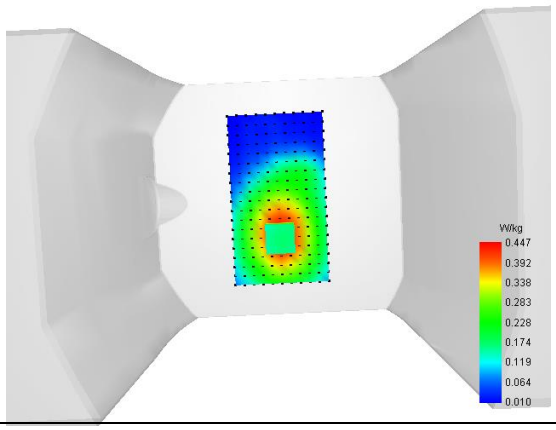	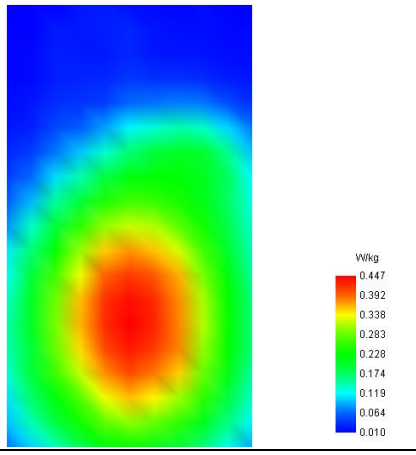

MEASUREMENT 5

Type: Phone measurement (Complete)
Date of measurement: 2023-03-21
Measurement duration: 12 minutes 3 seconds

A. Experimental conditions

Area Scan	dx=8mm dy=8mm
Zoom Scan	dx=4mm dy=4mm dz=2mm
Phantom	Flat Plane
Device Position	Back
Band	LTE Band 2
Channels	QPSK, 20MHz, 1RB, High
Signal	Duty Cycle 1:1

B. SAR Measurement Results

Frequency (MHz)	1900.000000
Relative Permittivity (real part)	54.771284
Conductivity (S/m)	1.513692
Power Variation (%)	-1.340000
Ambient Temperature	22.5
Liquid Temperature	22.5

C. SAR Surface and Volume

SURFACE SAR	VOLUME SAR
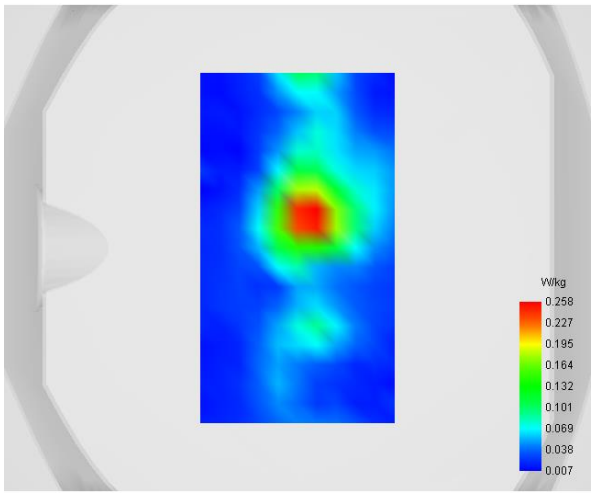	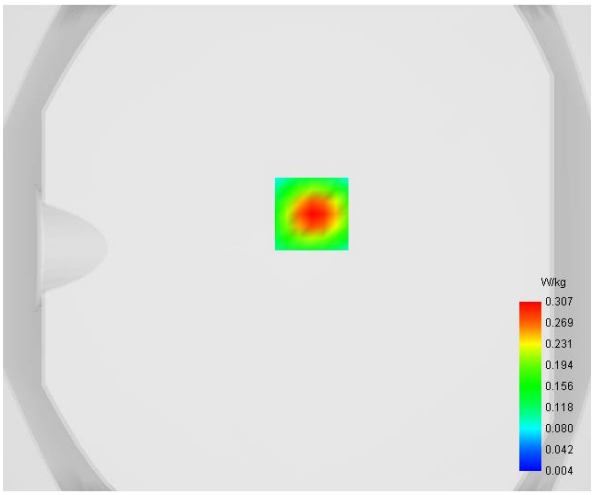

Maximum location: X=6.00, Y=14.00

D. SAR 1g & 10g

SAR 10g (W/Kg)	**0.150614**
SAR 1g (W/Kg)	**0.297630**

E. Z Axis Scan

Z (mm)	**0.00**	**4.00**	**8.00**	**12.00**	**16.00**
SAR (W/Kg)	**0.4991**	**0.3073**	**0.1871**	**0.1164**	**0.0761**

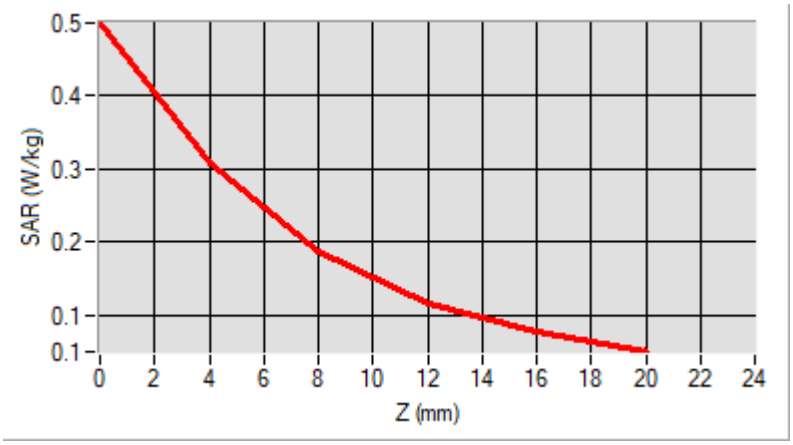

F. 3D Image

3D screen shot	**Hot spot position**
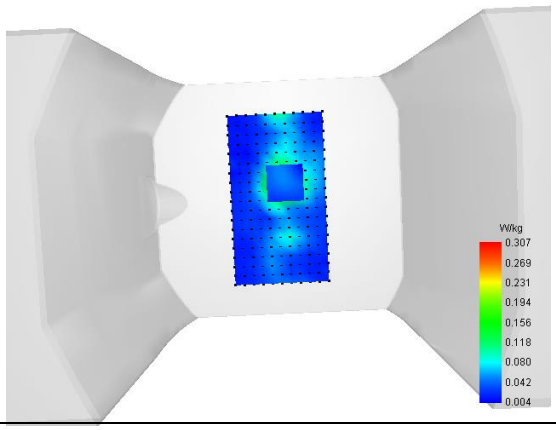	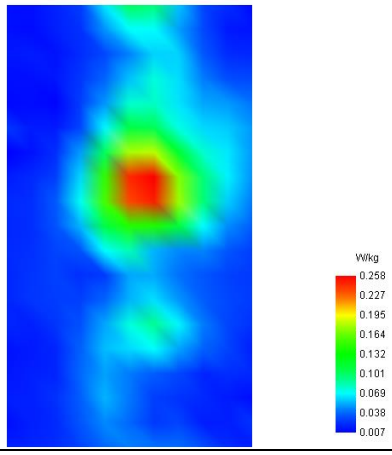

MEASUREMENT 6

Type: Phone measurement (Complete)
Date of measurement: 2023-03-21
Measurement duration: 12 minutes 3 seconds

A. Experimental conditions

Area Scan	dx=8mm dy=8mm
Zoom Scan	dx=4mm dy=4mm dz=2mm
Phantom	Flat Plane
Device Position	Back
Band	LTE Band 4
Channels	QPSK 20MHz 1RB,Middle
Signal	Duty Cycle 1:1

B. SAR Measurement Results

Frequency (MHz)	1745.000000
Relative Permittivity (real part)	54.792753
Conductivity (S/m)	1.501872
Power Variation (%)	0.080000
Ambient Temperature	22.5
Liquid Temperature	22.5

C. SAR Surface and Volume

SURFACE SAR	VOLUME SAR
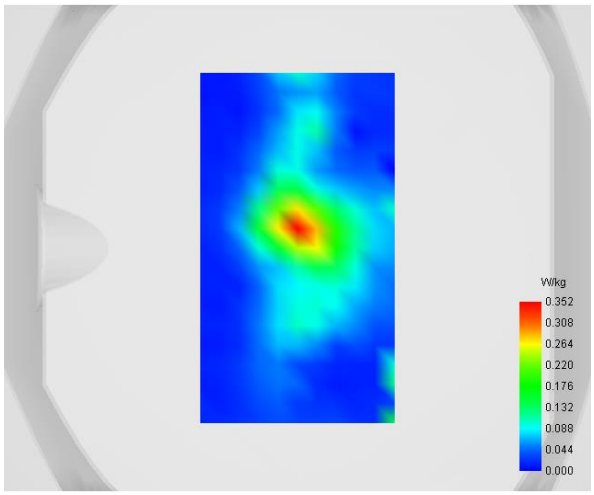	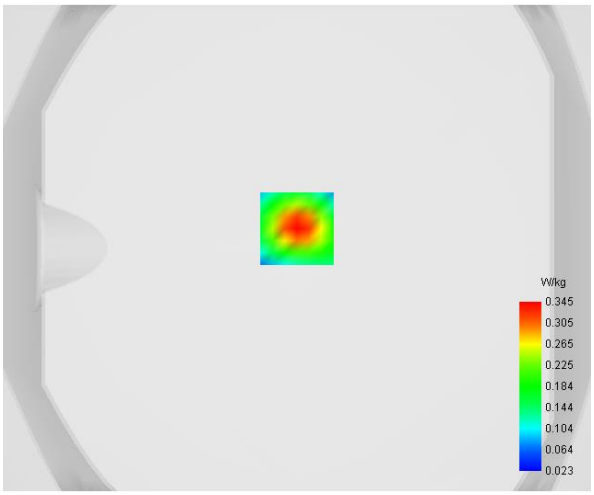

Maximum location: X=0.00, Y=8.00

D. SAR 1g & 10g

SAR 10g (W/Kg)	**0.171439**
SAR 1g (W/Kg)	**0.302438**

E. Z Axis Scan

Z (mm)	**0.00**	**4.00**	**8.00**	**12.00**	**16.00**
SAR (W/Kg)	**0.4950**	**0.3454**	**0.2378**	**0.1625**	**0.1102**

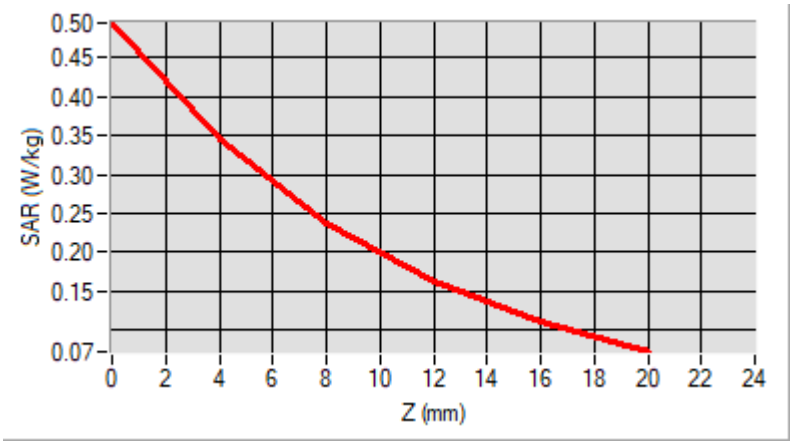

F. 3D Image

3D screen shot	**Hot spot position**
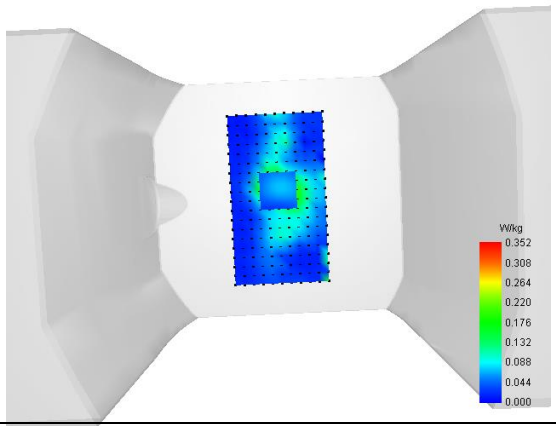	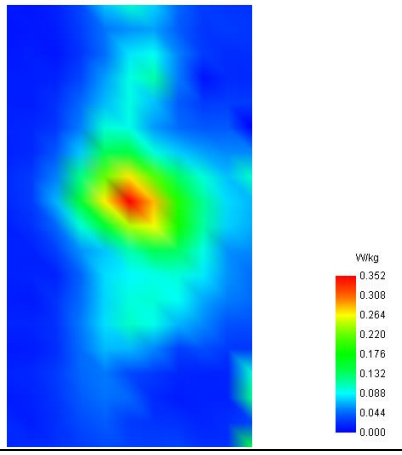

MEASUREMENT 7

Type: Phone measurement (Complete)
Date of measurement: 2023-03-20
Measurement duration: 12 minutes 3 seconds

A. Experimental conditions

Area Scan	dx=8mm dy=8mm
Zoom Scan	dx=4mm dy=4mm dz=2mm
Phantom	Flat Plane
Device Position	Back
Band	LTE Band 5
Channels	QPSK, 10MHz, 1RB, Low
Signal	Duty Cycle 1:1

B. SAR Measurement Results

Frequency (MHz)	829.000000
Relative Permittivity (real part)	56.322459
Conductivity (S/m)	0.961245
Power Variation (%)	-0.870000
Ambient Temperature	23.2
Liquid Temperature	23.2

C. SAR Surface and Volume

SURFACE SAR	VOLUME SAR
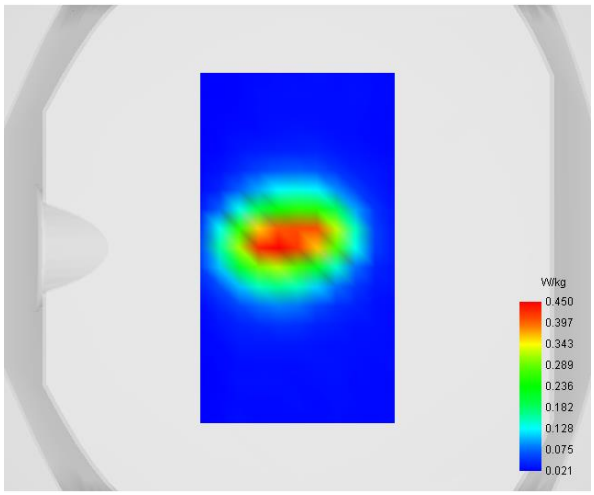	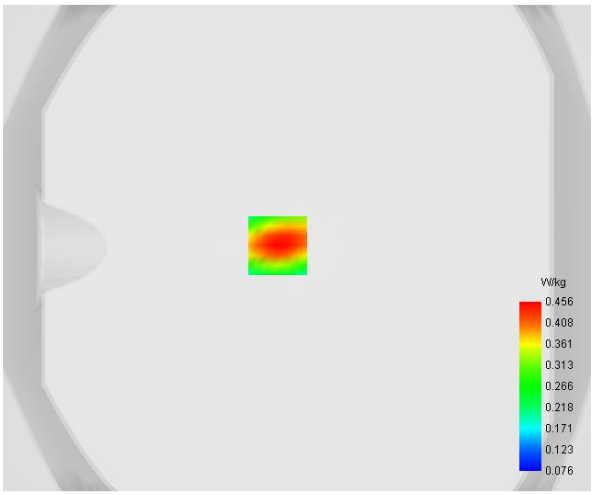

Maximum location: X=-8.00, Y=1.00

D. SAR 1g & 10g

SAR 10g (W/Kg)	**0.249221**
SAR 1g (W/Kg)	**0.423707**

E. Z Axis Scan

Z (mm)	**0.00**	**4.00**	**6.00**	**8.00**	**10.00**	**12.00**	**14.00**	**16.00**	**18.00**
SAR (W/Kg)	**0.6952**	**0.4556**	**0.3714**	**0.3044**	**0.2524**	**0.2116**	**0.1791**	**0.1525**	**0.1301**

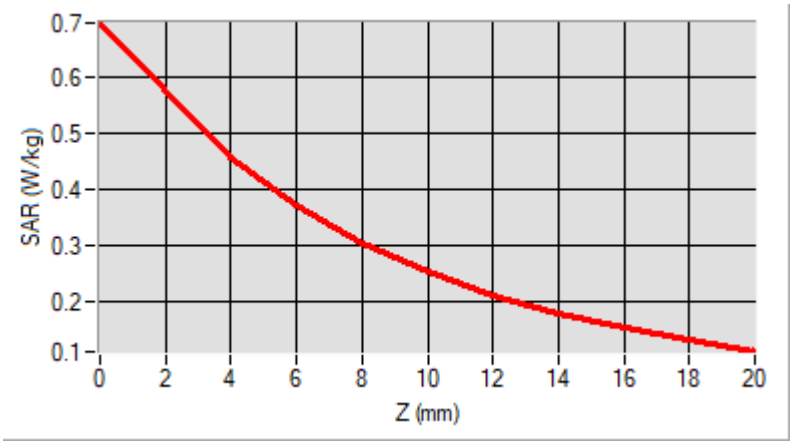

F. 3D Image

3D screen shot	**Hot spot position**
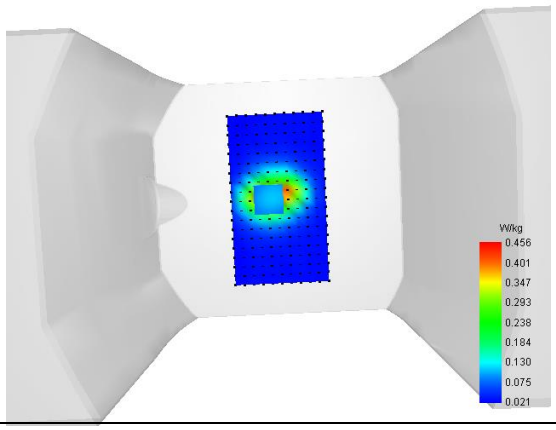	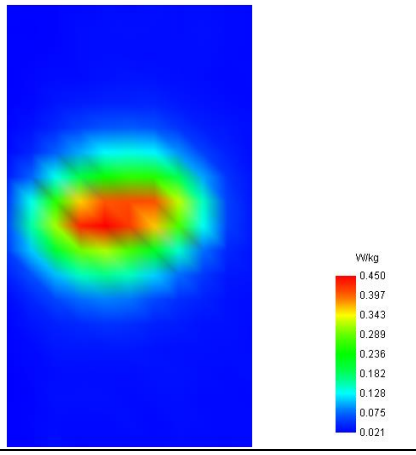

MEASUREMENT 8

Type: Phone measurement (Complete)
Date of measurement: 2023-03-23
Measurement duration: 12 minutes 3 seconds

A. Experimental conditions

Area Scan	dx=8mm dy=8mm
Zoom Scan	dx=4mm dy=4mm dz=2mm
Phantom	Flat Plane
Device Position	Back
Band	LTE Band 7
Channels	QPSK, 20MHz, 1RB, Low
Signal	Duty Cycle 1:1

B. SAR Measurement Results

Frequency (MHz)	2510.000000
Relative Permittivity (real part)	53.291667
Conductivity (S/m)	2.111825
Power Variation (%)	-1.170000
Ambient Temperature	23.5
Liquid Temperature	23.5

C. SAR Surface and Volume

SURFACE SAR	VOLUME SAR
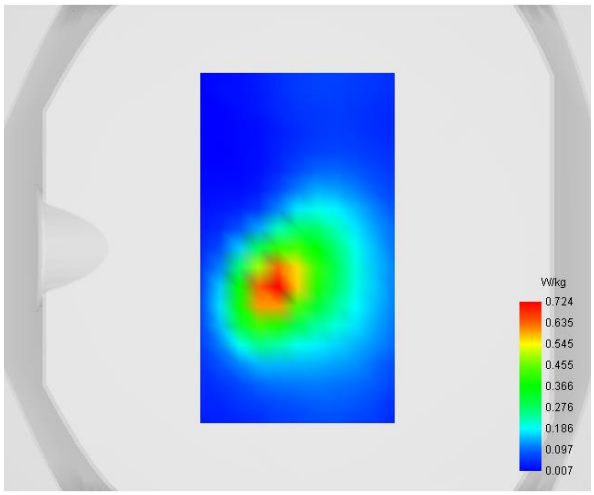	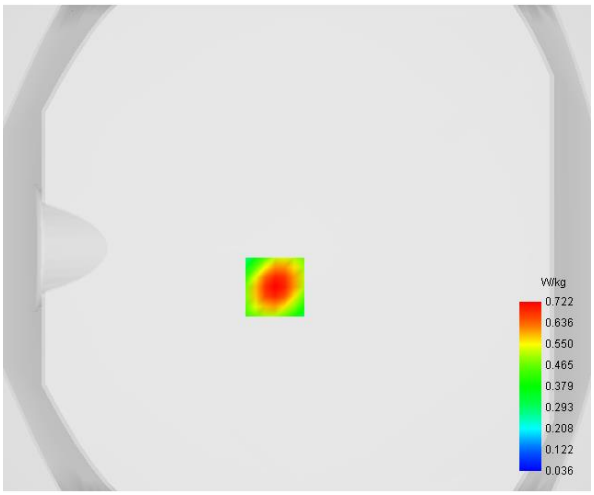

Maximum location: X=-9.00, Y=-16.00

D. SAR 1g & 10g

SAR 10g (W/Kg)	**0.327532**
SAR 1g (W/Kg)	**0.630967**

E. Z Axis Scan

Z (mm)	**0.00**	**4.00**	**6.00**	**8.00**	**10.00**	**12.00**	**14.00**	**16.00**	**18.00**
SAR (W/Kg)	**1.3230**	**0.7116**	**0.5149**	**0.3710**	**0.2697**	**0.2080**	**0.1467**	**0.1191**	**0.0903**

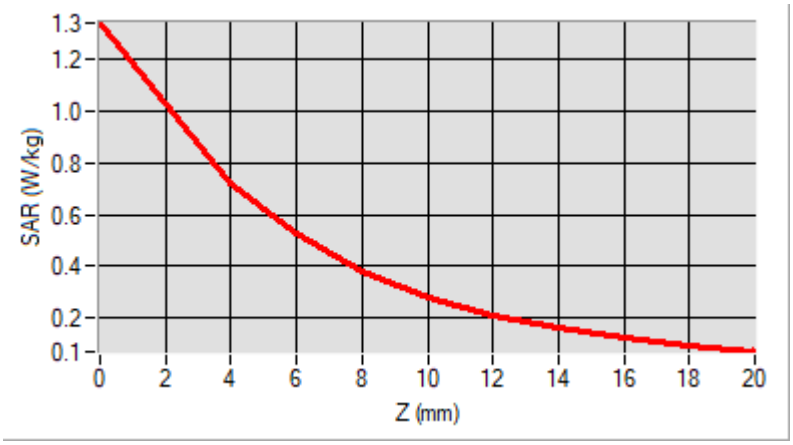

F. 3D Image

3D screen shot	**Hot spot position**
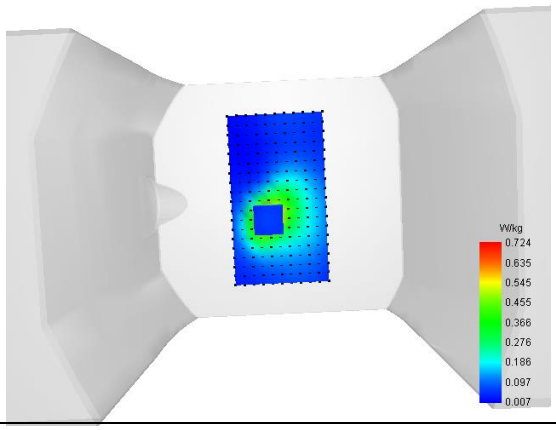	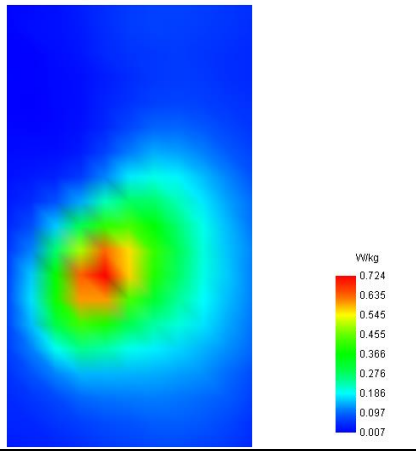

MEASUREMENT 9

Type: Phone measurement (Complete)
Date of measurement: 2023-03-20
Measurement duration: 12 minutes 3 seconds

A. Experimental conditions

Area Scan	dx=8mm dy=8mm
Zoom Scan	dx=4mm dy=4mm dz=2mm
Phantom	Flat Plane
Device Position	Back
Band	LTE Band 12
Channels	QPSK, 10MHz, 1RB, Low
Signal	Duty Cycle 1:1

B. SAR Measurement Results

Frequency (MHz)	704.000000
Relative Permittivity (real part)	54.752668
Conductivity (S/m)	0.953696
Power Variation (%)	-1.050000
Ambient Temperature	23.2
Liquid Temperature	23.2

C. SAR Surface and Volume

SURFACE SAR	VOLUME SAR
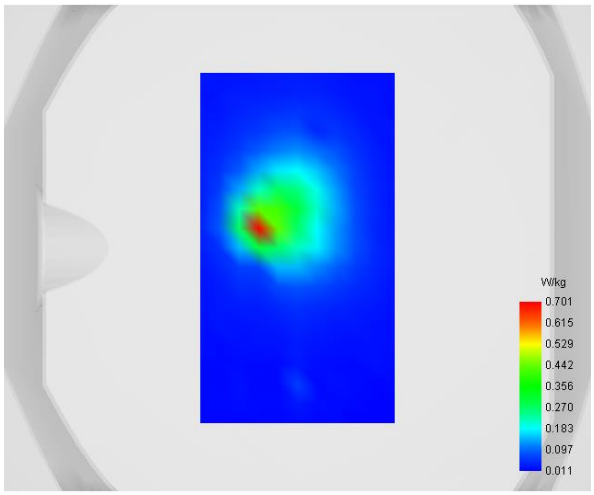	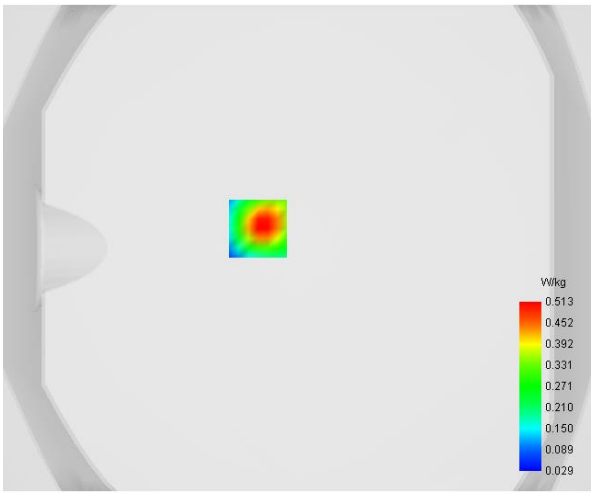

Maximum location: X=-16.00, Y=8.00

D. SAR 1g & 10g

SAR 10g (W/Kg)	**0.159623**
SAR 1g (W/Kg)	**0.384099**

E. Z Axis Scan

Z (mm)	**0.00**	**4.00**	**6.00**	**8.00**	**10.00**	**12.00**	**14.00**	**16.00**	**18.00**
SAR (W/Kg)	**1.0061**	**0.5027**	**0.3515**	**0.2460**	**0.1661**	**0.1299**	**0.0892**	**0.0783**	**0.0734**

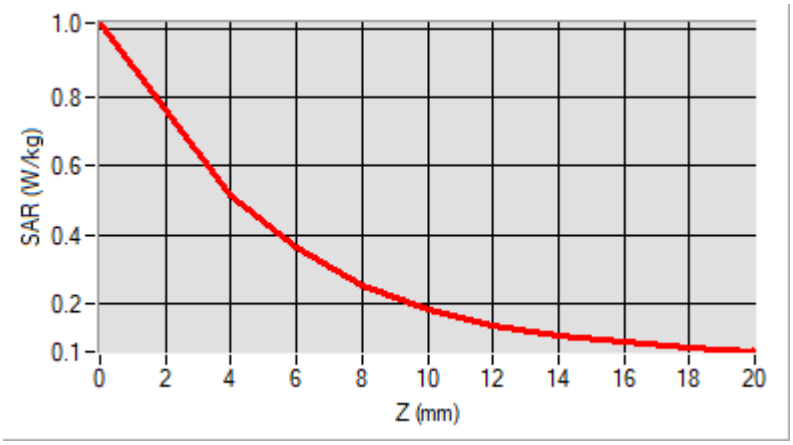

F. 3D Image

3D screen shot	**Hot spot position**
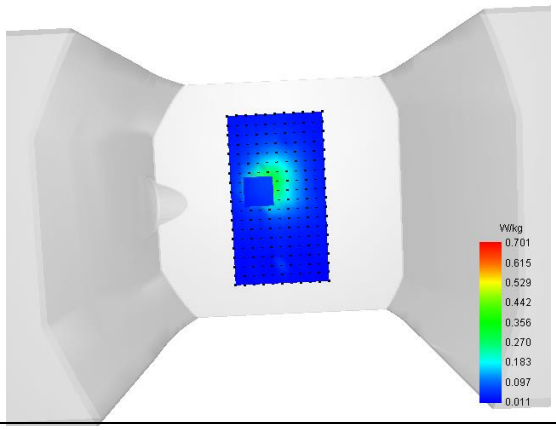	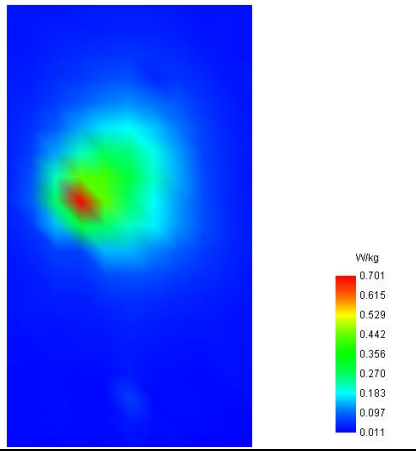

MEASUREMENT 10

Type: Phone measurement (Complete)
Date of measurement: 2023-03-20
Measurement duration: 12 minutes 3 seconds

A. Experimental conditions

Area Scan	dx=8mm dy=8mm
Zoom Scan	dx=4mm dy=4mm dz=2mm
Phantom	Flat Plane
Device Position	Back
Band	LTE Band 13
Channels	QPSK, 10MHz, 1RB, Middle
Signal	Duty Cycle 1:1

B. SAR Measurement Results

Frequency (MHz)	782.000000
Relative Permittivity (real part)	54.733668
Conductivity (S/m)	0.953696
Power Variation (%)	-1.050000
Ambient Temperature	23.2
Liquid Temperature	23.2

C. SAR Surface and Volume

SURFACE SAR	VOLUME SAR
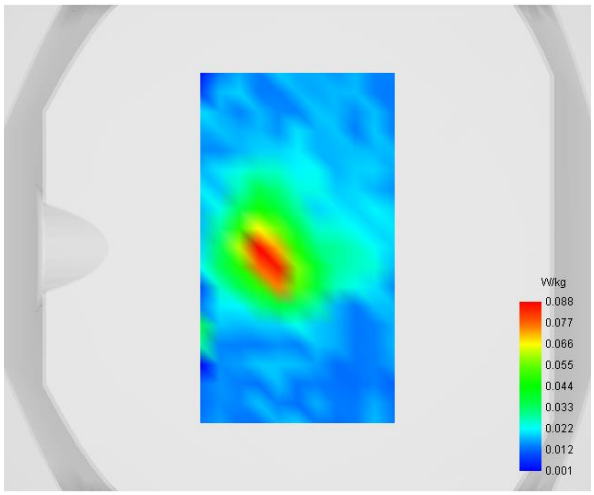	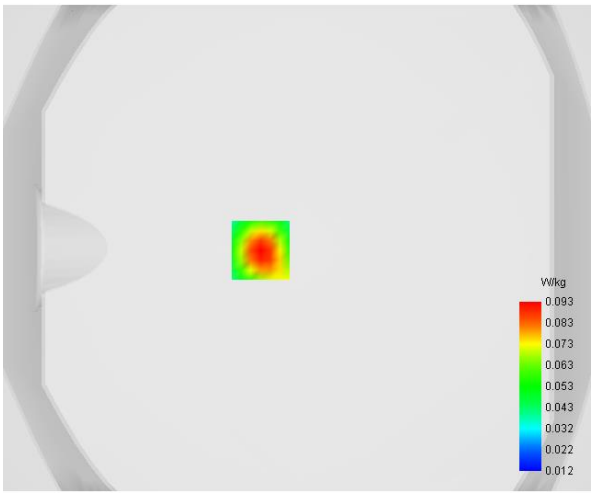

Maximum location: X=-15.00, Y=-1.00

D. SAR 1g & 10g

SAR 10g (W/Kg)	**0.049856**
SAR 1g (W/Kg)	**0.130415**

E. Z Axis Scan

Z (mm)	**0.00**	**4.00**	**8.00**	**12.00**	**16.00**
SAR (W/Kg)	**1.5210**	**0.2044**	**0.0107**	**0.0623**	**0.0107**

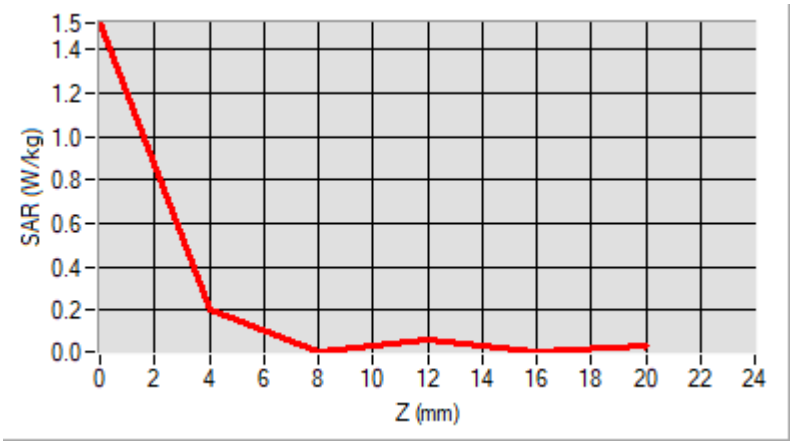

F. 3D Image

3D screen shot	**Hot spot position**
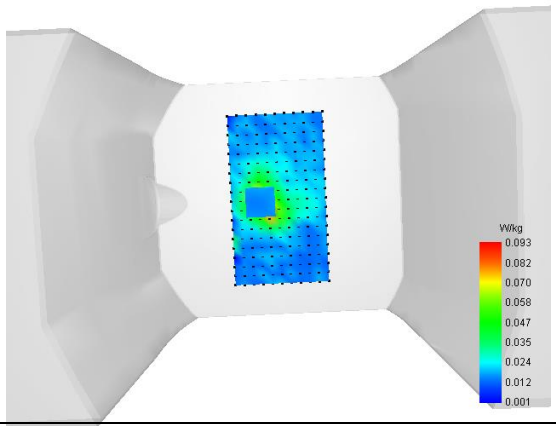	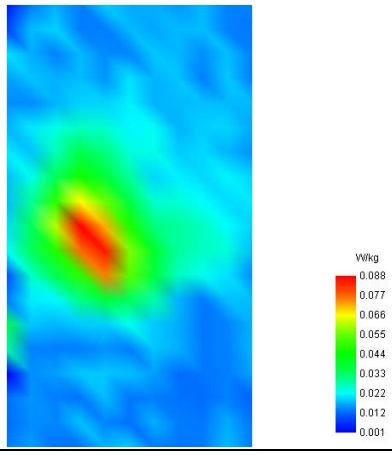

MEASUREMENT 11

Type: Phone measurement (Complete)
Date of measurement: 2023-03-20
Measurement duration: 12 minutes 3 seconds

A. Experimental conditions

Area Scan	dx=8mm dy=8mm
Zoom Scan	dx=4mm dy=4mm dz=2mm
Phantom	Flat Plane
Device Position	Front
Band	LTE Band 17
Channels	QPSK, 10MHz, 1RB, Middle
Signal	Duty Cycle 1:1

B. SAR Measurement Results

Frequency (MHz)	710.000000
Relative Permittivity (real part)	54.752668
Conductivity (S/m)	0.953696
Power Variation (%)	-1.050000
Ambient Temperature	23.2
Liquid Temperature	23.2

C. SAR Surface and Volume

SURFACE SAR	VOLUME SAR
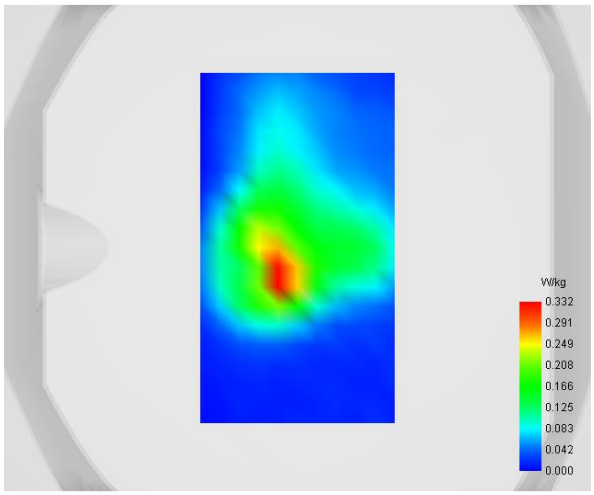	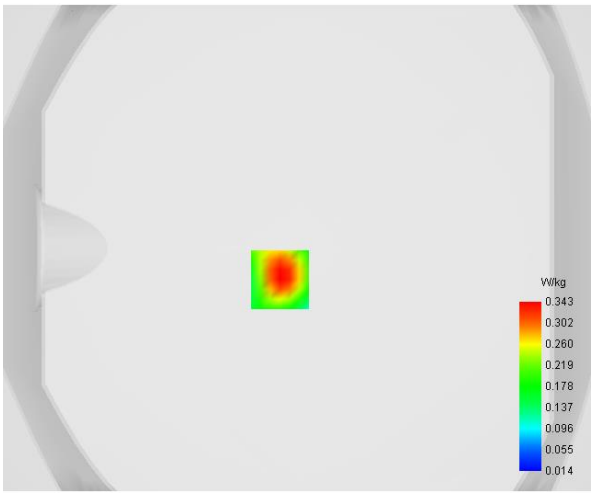

Maximum location: X=-7.00, Y=-13.00

D. SAR 1g & 10g

SAR 10g (W/Kg)	**0.144198**
SAR 1g (W/Kg)	**0.352854**

E. Z Axis Scan

Z (mm)	**0.00**	**4.00**	**6.00**	**8.00**	**10.00**	**12.00**	**14.00**	**16.00**	**18.00**
SAR (W/Kg)	**0.7919**	**0.3427**	**0.2180**	**0.1377**	**0.0894**	**0.0609**	**0.0443**	**0.0347**	**0.0288**

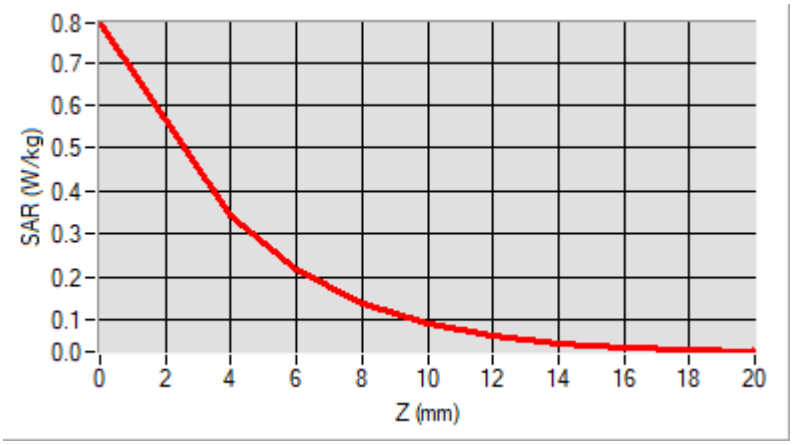

F. 3D Image

3D screen shot	**Hot spot position**
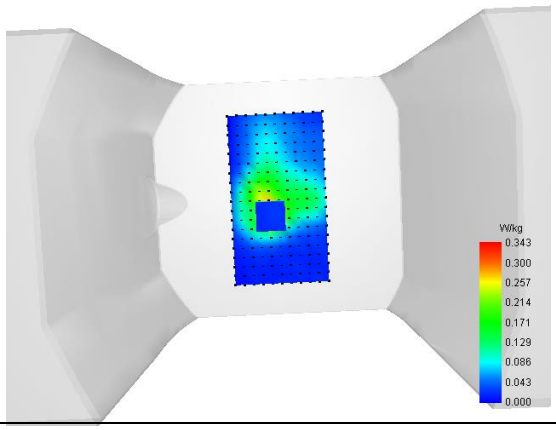	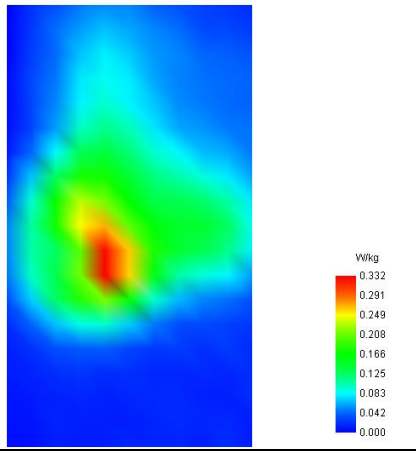

MEASUREMENT 12

Type: Phone measurement (Complete)
Date of measurement: 2023-03-21
Measurement duration: 12 minutes 3 seconds

A. Experimental conditions

Area Scan	dx=8mm dy=8mm
Zoom Scan	dx=4mm dy=4mm dz=2mm
Phantom	Flat Plane
Device Position	Back
Band	LTE Band 25
Channels	QPSK, 20MHz, 1RB,Middle
Signal	Duty Cycle: 1:1

B. SAR Measurement Results

Frequency (MHz)	1882.500000
Relative Permittivity (real part)	54.754216
Conductivity (S/m)	1.513682
Power Variation (%)	-1.54000
Ambient Temperature	22.5
Liquid Temperature	22.5

C. SAR Surface and Volume

SURFACE SAR	VOLUME SAR
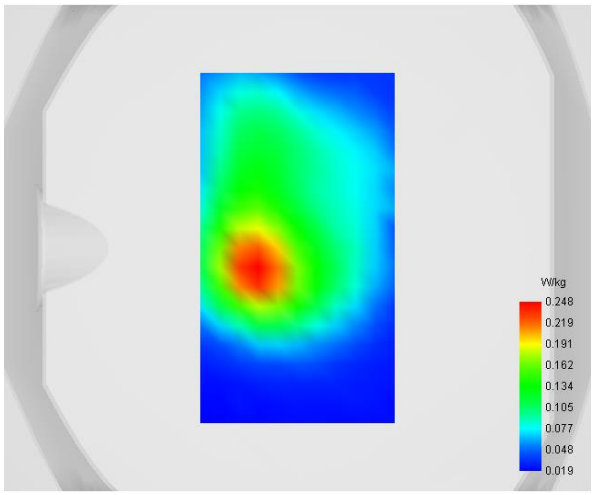	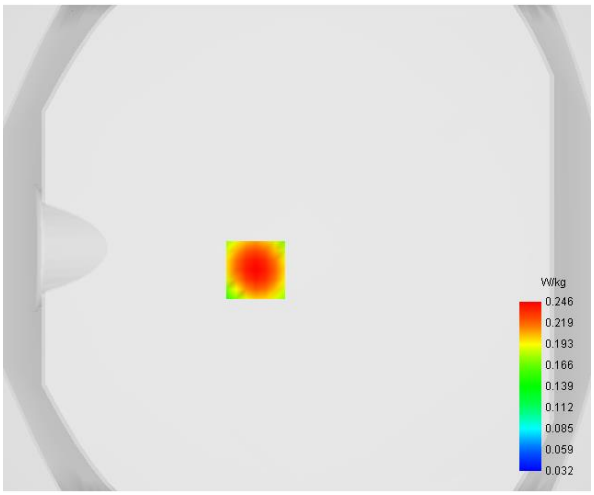

Maximum location: X=-7.00, Y=-13.00

D. SAR 1g & 10g

SAR 10g (W/Kg)	**0.130236**
SAR 1g (W/Kg)	**0.340197**

E. Z Axis Scan

Z (mm)	**0.00**	**4.00**	**6.00**	**8.00**	**10.00**	**12.00**	**14.00**	**16.00**	**18.00**
SAR (W/Kg)	**0.4338**	**0.2461**	**0.1859**	**0.1414**	**0.1097**	**0.0871**	**0.0708**	**0.0586**	**0.0491**

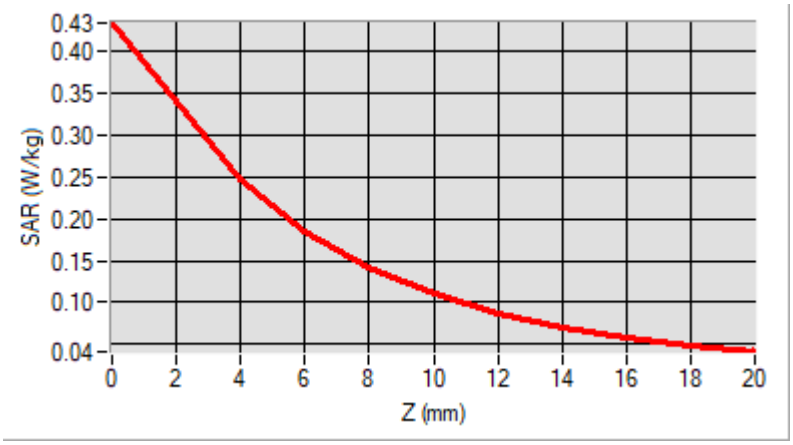

F. 3D Image

3D screen shot	**Hot spot position**
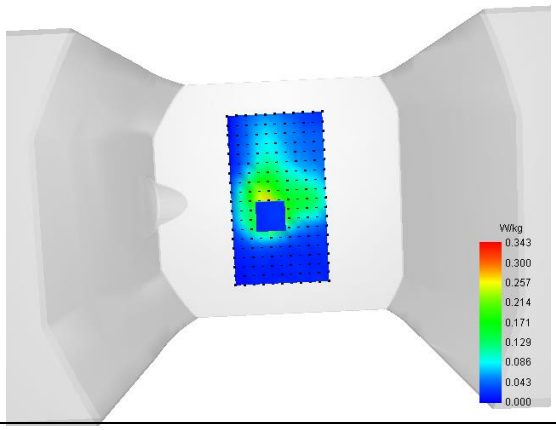	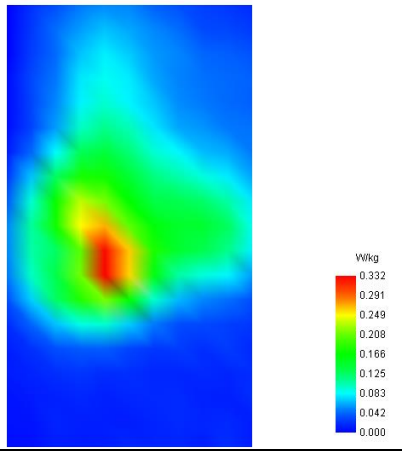

MEASUREMENT 13

Type: Phone measurement (Complete)
Date of measurement: 2023-03-23
Measurement duration: 12 minutes 3 seconds

A. Experimental conditions

Area Scan	dx=8mm dy=8mm
Zoom Scan	dx=4mm dy=4mm dz=2mm
Phantom	Flat Plane
Device Position	Back
Band	LTE Band 38
Channels	QPSK, 20MHz, 1RB, Low
Signal	Duty Cycle 1:1

B. SAR Measurement Results

Frequency (MHz)	2580.000000
Relative Permittivity (real part)	53.276714
Conductivity (S/m)	2.101825
Power Variation (%)	-0.714000
Ambient Temperature	23.5
Liquid Temperature	23.5

C. SAR Surface and Volume

SURFACE SAR	VOLUME SAR
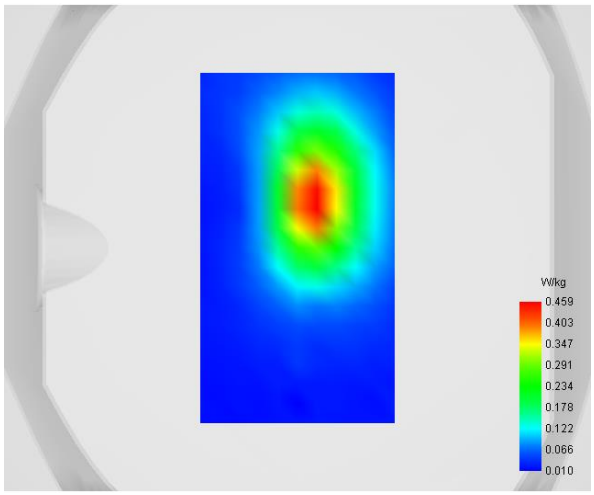	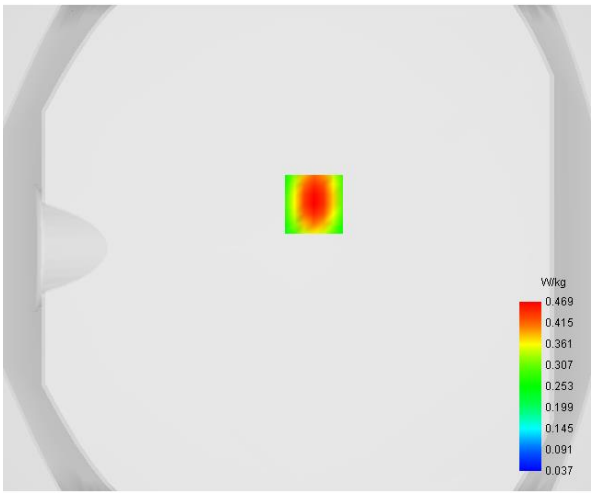

Maximum location: X=7.00, Y=18.00

D. SAR 1g & 10g

SAR 10g (W/Kg)	**0.225583**
SAR 1g (W/Kg)	**0.440075**

E. Z Axis Scan

Z (mm)	**0.00**	**4.00**	**6.00**	**8.00**	**10.00**	**12.00**	**14.00**	**16.00**	**18.00**
SAR (W/Kg)	**0.8190**	**0.4686**	**0.3534**	**0.2665**	**0.2029**	**0.1561**	**0.1211**	**0.0944**	**0.0732**

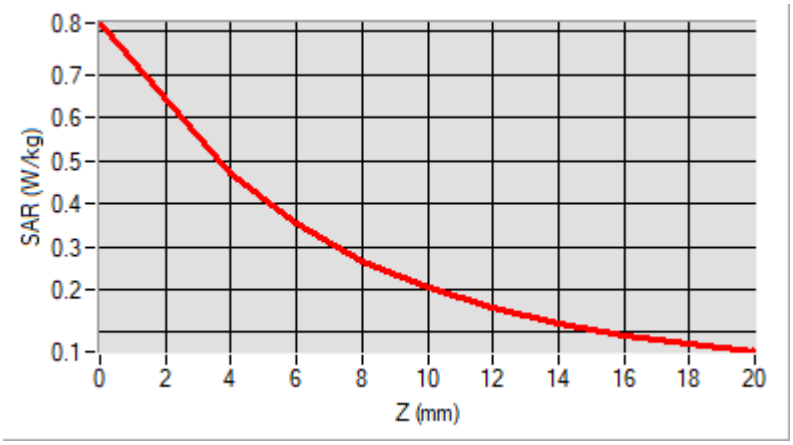

F. 3D Image

3D screen shot	**Hot spot position**
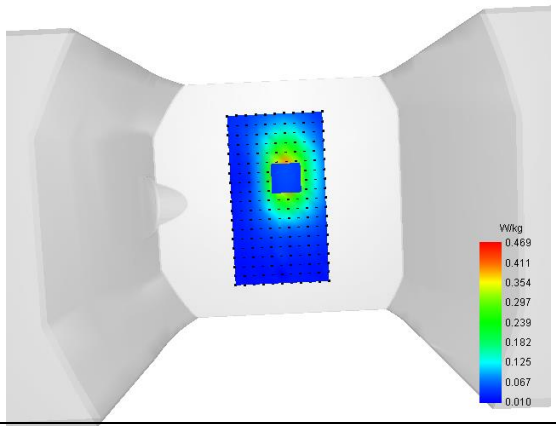	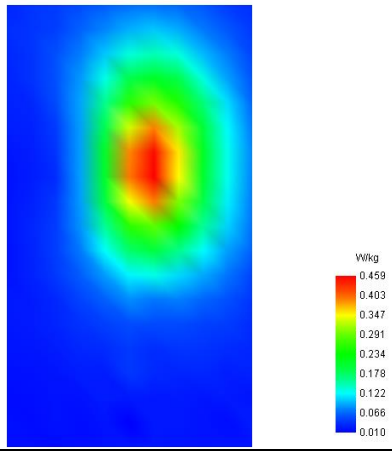

MEASUREMENT 14

Type: Phone measurement (Complete)
Date of measurement: 2023-03-23
Measurement duration: 12 minutes 3 seconds

A. Experimental conditions

Area Scan	dx=8mm dy=8mm
Zoom Scan	dx=4mm dy=4mm dz=2mm
Phantom	Flat Plane
Device Position	Front
Band	LTE Band 38CA
Channels	QPSK, 20MHz, 1RB, Low
Signal	Duty Cycle 1:1

B. SAR Measurement Results

Frequency (MHz)	2580.0000-2595.4800
Relative Permittivity (real part)	53.276714
Conductivity (S/m)	2.101825
Power Variation (%)	-1.710000
Ambient Temperature	23.5
Liquid Temperature	23.5

C. SAR Surface and Volume

SURFACE SAR	VOLUME SAR
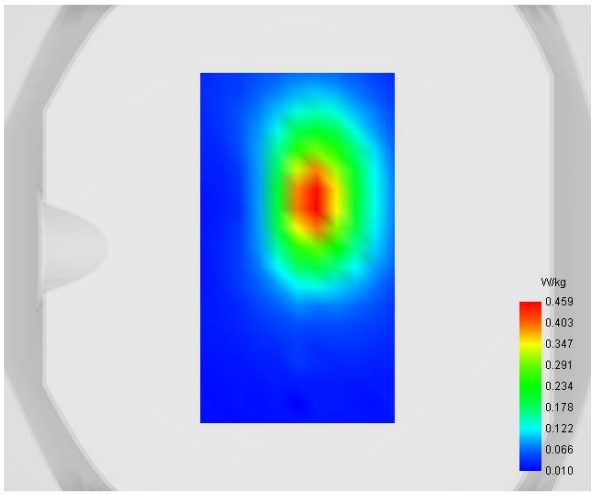	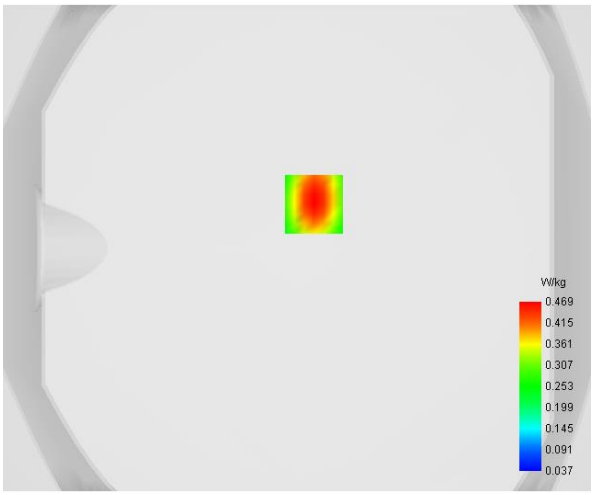

Maximum location: X=7.00, Y=18.00

D. SAR 1g & 10g

SAR 10g (W/Kg)	**0.215583**
SAR 1g (W/Kg)	**0.356075**

E. Z Axis Scan

Z (mm)	**0.00**	**4.00**	**6.00**	**8.00**	**10.00**	**12.00**	**14.00**	**16.00**	**18.00**
SAR (W/Kg)	**0.8090**	**0.4586**	**0.3434**	**0.2565**	**0.2029**	**0.1561**	**0.1211**	**0.0944**	**0.0732**

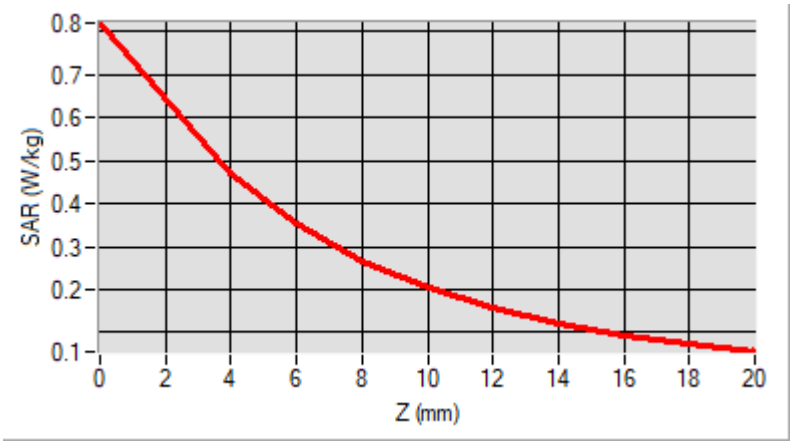

F. 3D Image

3D screen shot	**Hot spot position**
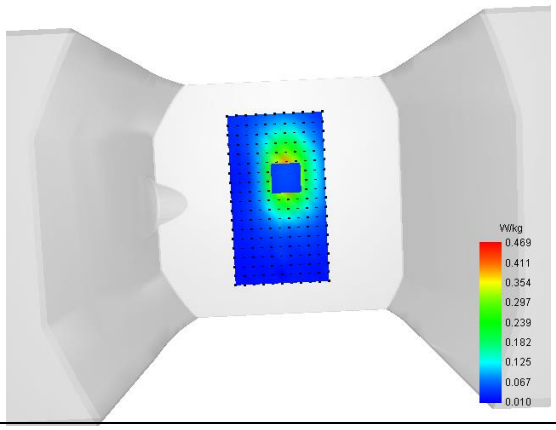	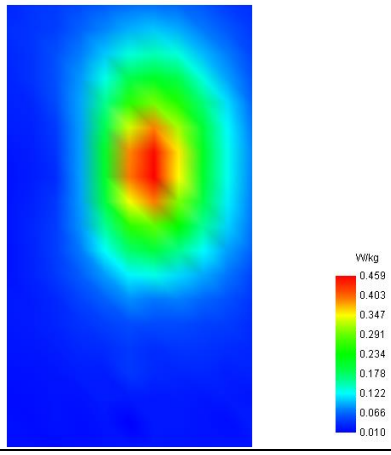

MEASUREMENT 15

Type: Phone measurement (Complete)
Date of measurement: 2023-03-23
Measurement duration: 12 minutes 3 seconds

A. Experimental conditions

Area Scan	dx=8mm dy=8mm
Zoom Scan	dx=4mm dy=4mm dz=2mm
Phantom	Flat Plane
Device Position	Back
Band	LTE Band 40(2305-2315MHz)
Channels	QPSK, 20MHz, 1RB, Middle
Signal	Duty Cycle 1:1

B. SAR Measurement Results

Frequency (MHz)	2310.000000
Relative Permittivity (real part)	54.791476
Conductivity (S/m)	1.821823
Power Variation (%)	1.120000
Ambient Temperature	23.5
Liquid Temperature	23.5

C. SAR Surface and Volume

SURFACE SAR	VOLUME SAR
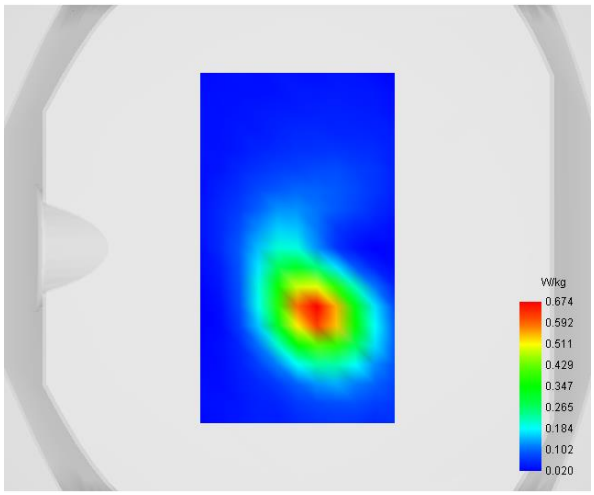	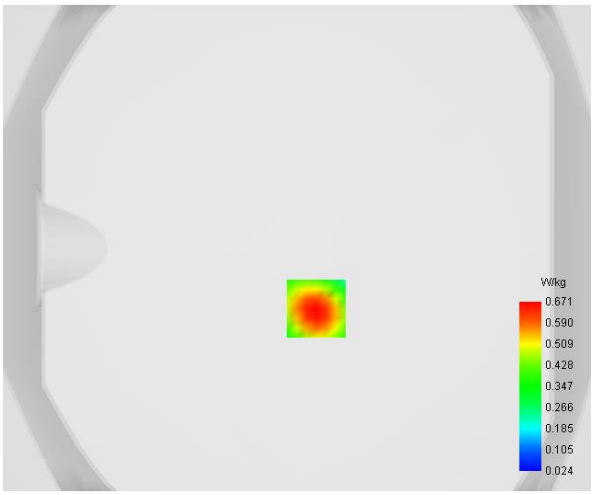

Maximum location: X=8.00, Y=-25.00

D. SAR 1g & 10g

SAR 10g (W/Kg)	**0.294297**
SAR 1g (W/Kg)	**0.631811**

E. Z Axis Scan

Z (mm)	**0.00**	**4.00**	**6.00**	**8.00**	**10.00**	**12.00**	**14.00**	**16.00**	**18.00**
SAR (W/Kg)	**1.3423**	**0.6710**	**0.4671**	**0.3232**	**0.2263**	**0.1610**	**0.1167**	**0.0858**	**0.0633**

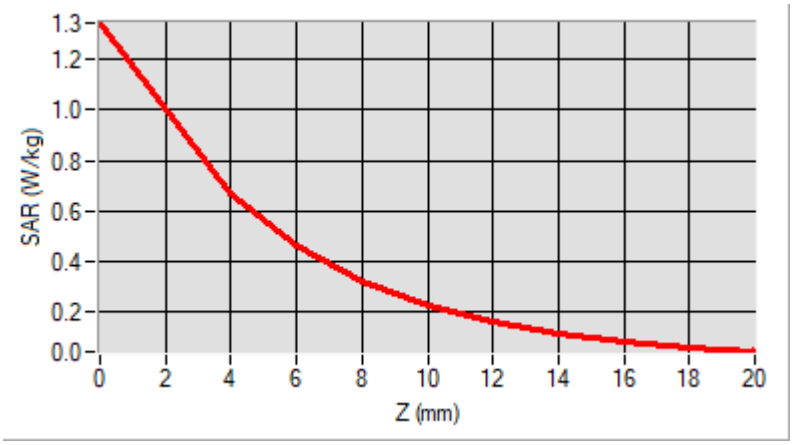

F. 3D Image

3D screen shot	**Hot spot position**
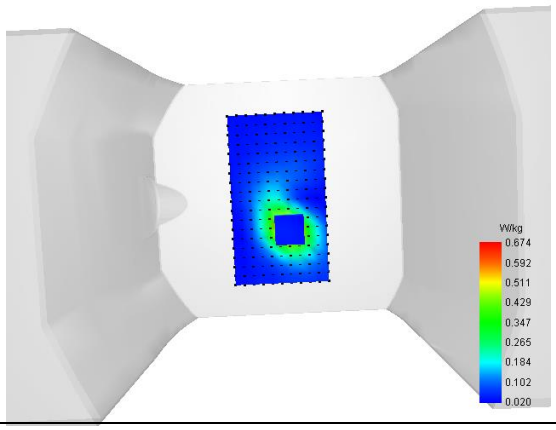	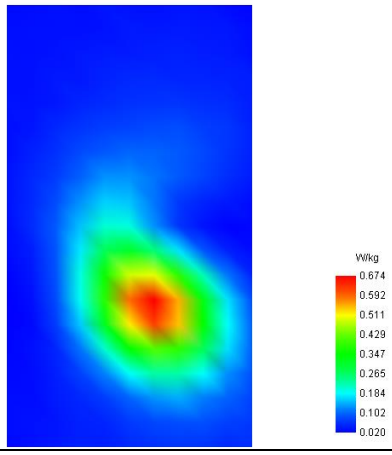

MEASUREMENT 16

Type: Phone measurement (Complete)
Date of measurement: 2023-03-23
Measurement duration: 12 minutes 3 seconds

A. Experimental conditions

Area Scan	dx=8mm dy=8mm
Zoom Scan	dx=4mm dy=4mm dz=2mm
Phantom	Flat Plane
Device Position	Back
Band	LTE Band 40(2350-2360MHz)
Channels	QPSK, 20MHz, 1RB, Middle
Signal	Duty Cycle 1:1

B. SAR Measurement Results

Frequency (MHz)	2355.000000
Relative Permittivity (real part)	54.782868
Conductivity (S/m)	1.823696
Power Variation (%)	-1.050000
Ambient Temperature	23.5
Liquid Temperature	23.5

C. SAR Surface and Volume

SURFACE SAR	VOLUME SAR
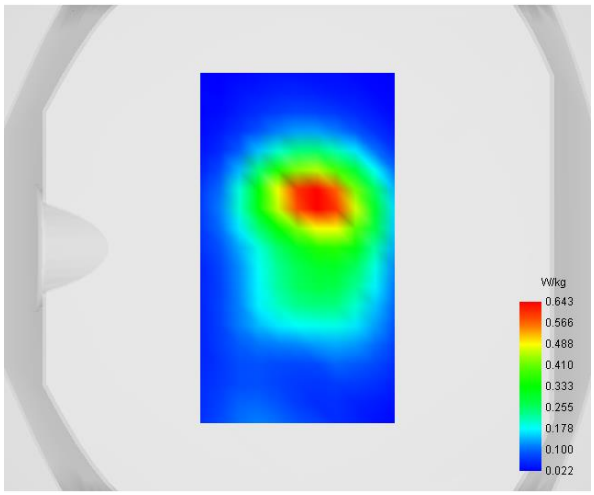	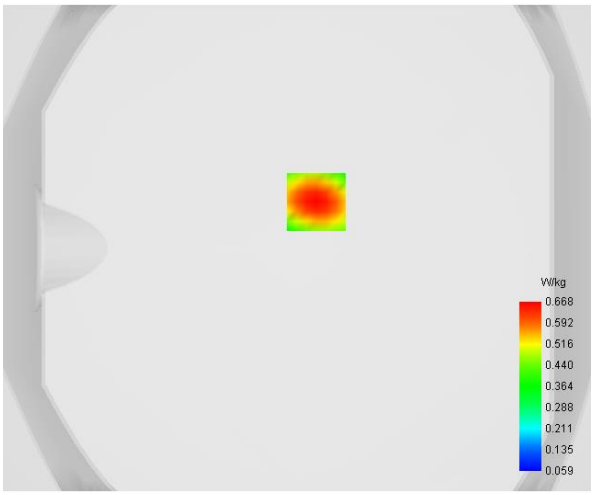

Maximum location: X=8.00, Y=19.00

D. SAR 1g & 10g

SAR 10g (W/Kg)	**0.331131**
SAR 1g (W/Kg)	**0.626842**

E. Z Axis Scan

Z (mm)	**0.00**	**4.00**	**6.00**	**8.00**	**10.00**	**12.00**	**14.00**	**16.00**	**18.00**
SAR (W/Kg)	**1.1633**	**0.6679**	**0.5055**	**0.3831**	**0.2939**	**0.2284**	**0.1797**	**0.1424**	**0.1128**

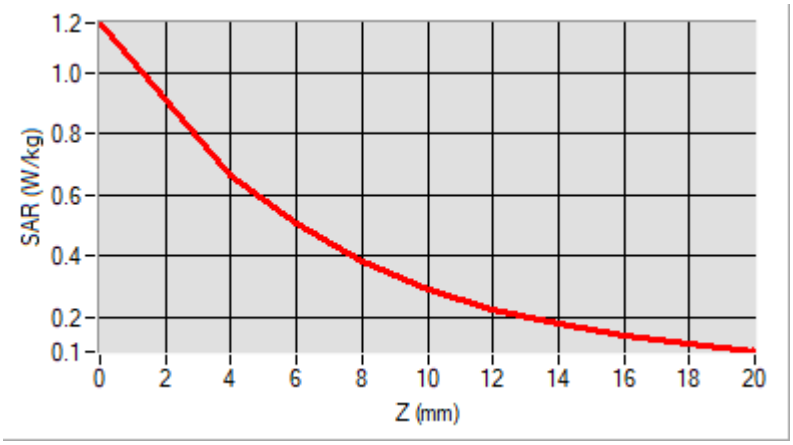

F. 3D Image

3D screen shot	**Hot spot position**
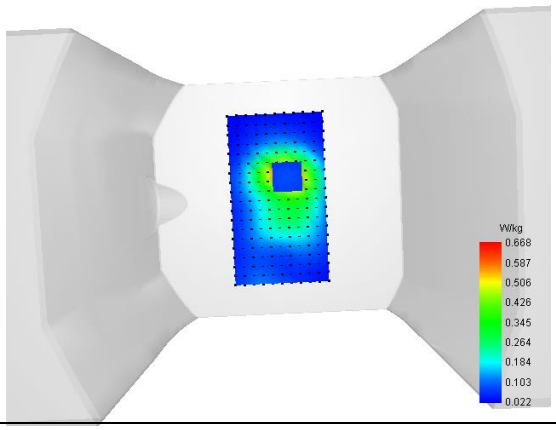	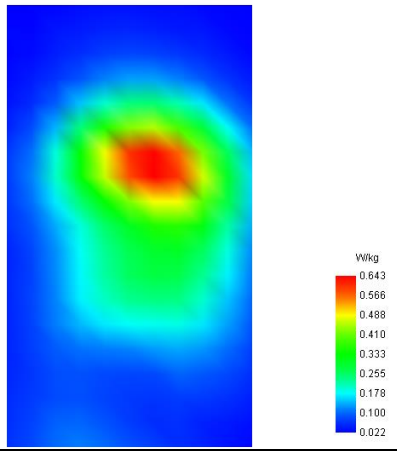

MEASUREMENT 17

Type: Phone measurement (Complete)
Date of measurement: 2023-03-23
Measurement duration: 12 minutes 3 seconds

A. Experimental conditions

Area Scan	dx=8mm dy=8mm
Zoom Scan	dx=4mm dy=4mm dz=2mm
Phantom	Flat Plane
Device Position	Back
Band	LTE Band 41
Channels	QPSK, 20MHz, 1RB, Middle
Signal	Duty Cycle 1:1

B. SAR Measurement Results

Frequency (MHz)	2593.000000
Relative Permittivity (real part)	53.262683
Conductivity (S/m)	2.093662
Power Variation (%)	-1.050000
Ambient Temperature	23.5
Liquid Temperature	23.5

C. SAR Surface and Volume

SURFACE SAR	VOLUME SAR
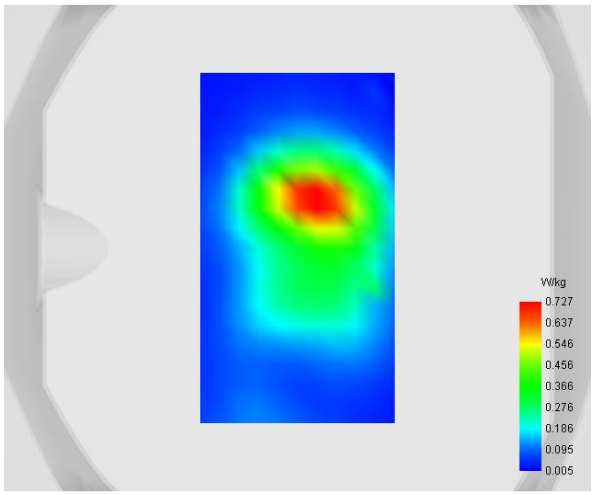	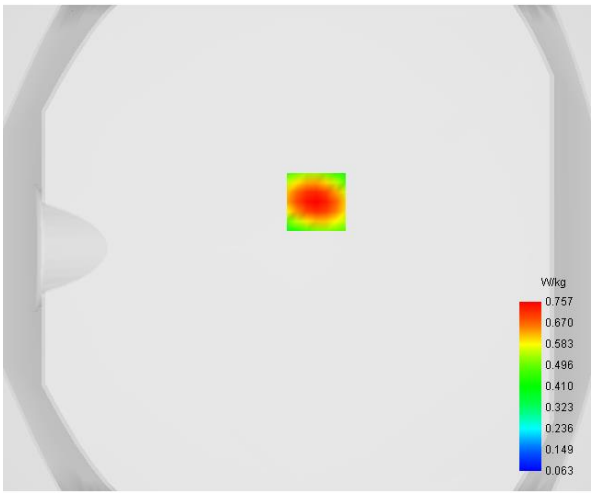

Maximum location: X=8.00, Y=19.00

D. SAR 1g & 10g

SAR 10g (W/Kg)	**0.320368**
SAR 1g (W/Kg)	**0.573997**

E. Z Axis Scan

Z (mm)	**0.00**	**4.00**	**6.00**	**8.00**	**10.00**	**12.00**	**14.00**	**16.00**	**18.00**
SAR (W/Kg)	**1.3024**	**0.7467**	**0.5510**	**0.4113**	**0.3197**	**0.2353**	**0.1500**	**0.1278**	**0.1144**

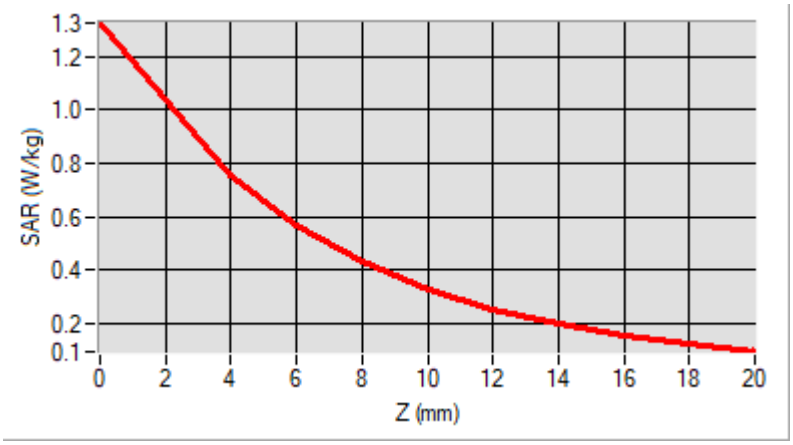

F. 3D Image

3D screen shot	**Hot spot position**
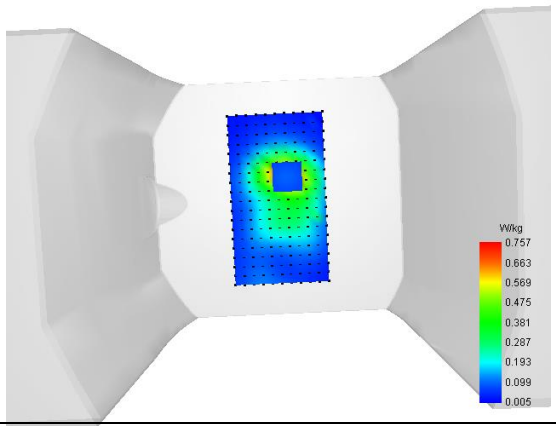	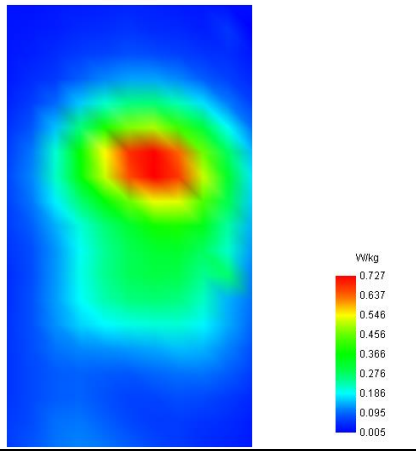

MEASUREMENT 18

Type: Phone measurement (Complete)
Date of measurement: 2023-03-23
Measurement duration: 12 minutes 3 seconds

A. Experimental conditions

Area Scan	dx=8mm dy=8mm
Zoom Scan	dx=4mm dy=4mm dz=2mm
Phantom	Flat Plane
Device Position	Back
Band	LTE Band 41CA
Channels	QPSK, 20MHz, 1RB, Middle
Signal	Duty Cycle 1:1

B. SAR Measurement Results

Frequency (MHz)	2592.0100-2593.9900
Relative Permittivity (real part)	53.262683
Conductivity (S/m)	2.093662
Power Variation (%)	-1.450000
Ambient Temperature	22.0
Liquid Temperature	22.2

C. SAR Surface and Volume

SURFACE SAR	VOLUME SAR
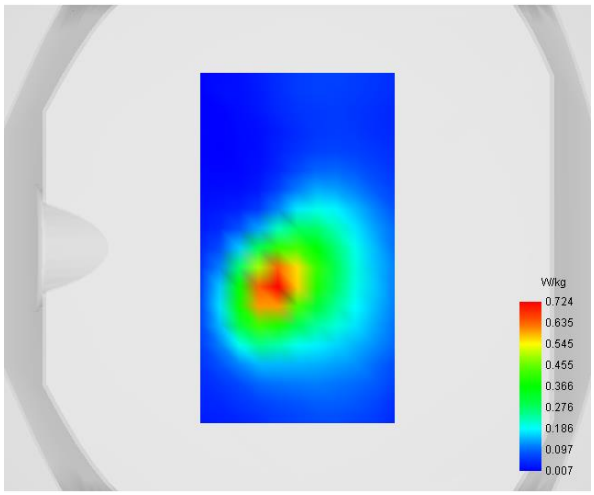	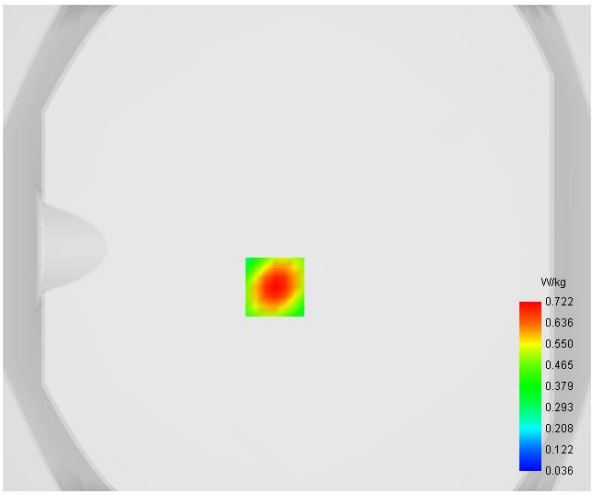

Maximum location: X=-9.00, Y=-16.00

D. SAR 1g & 10g

SAR 10g (W/Kg)	**0.307532**
SAR 1g (W/Kg)	**0.643967**

E. Z Axis Scan

Z (mm)	**0.00**	**4.00**	**6.00**	**8.00**	**10.00**	**12.00**	**14.00**	**16.00**	**18.00**
SAR (W/Kg)	**1.3230**	**0.7116**	**0.5149**	**0.3610**	**0.2597**	**0.2080**	**0.1467**	**0.1091**	**0.0903**

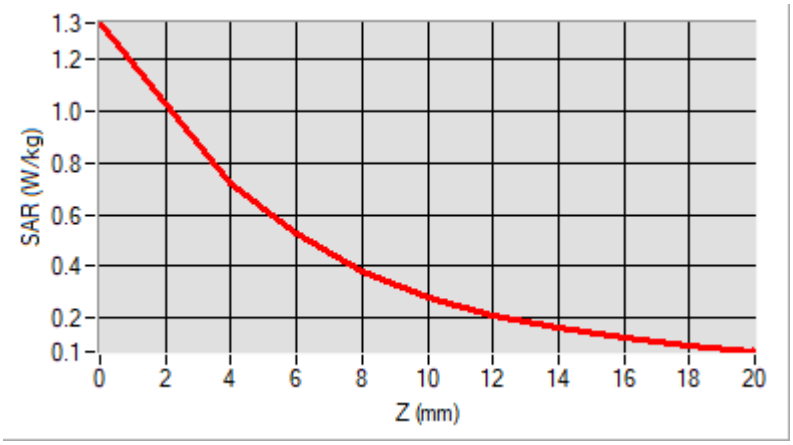

F. 3D Image

3D screen shot	**Hot spot position**
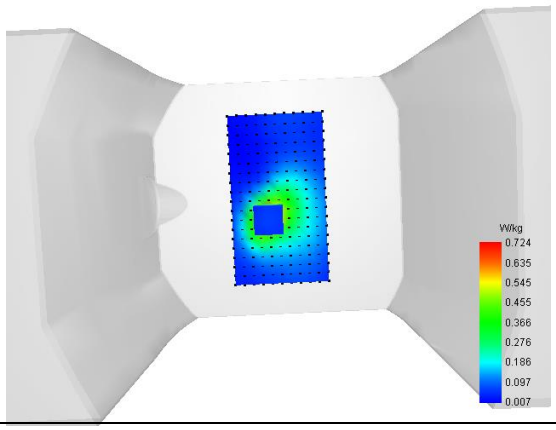	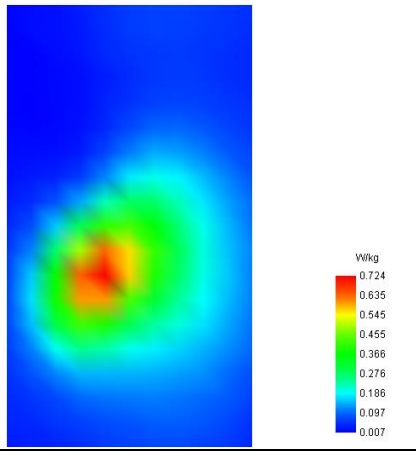

MEASUREMENT 19

Type: Phone measurement (Complete)
Date of measurement: 2023-03-23
Measurement duration: 12 minutes 3 seconds

A. Experimental conditions

Area Scan	dx=8mm dy=8mm
Zoom Scan	dx=4mm dy=4mm dz=2mm
Phantom	Flat Plane
Device Position	Back
Band	5G NR_N41
Channels	DFT-s-OFDM QPSK, 100MHz, 1RB,Middle
Signal	Duty Cycle 1:1

B. SAR Measurement Results

Frequency (MHz)	2593.000000
Relative Permittivity (real part)	53.264890
Conductivity (S/m)	2.092508
Power Variation (%)	1.370000
Ambient Temperature	23.5
Liquid Temperature	23.5

C. SAR Surface and Volume

SURFACE SAR	VOLUME SAR
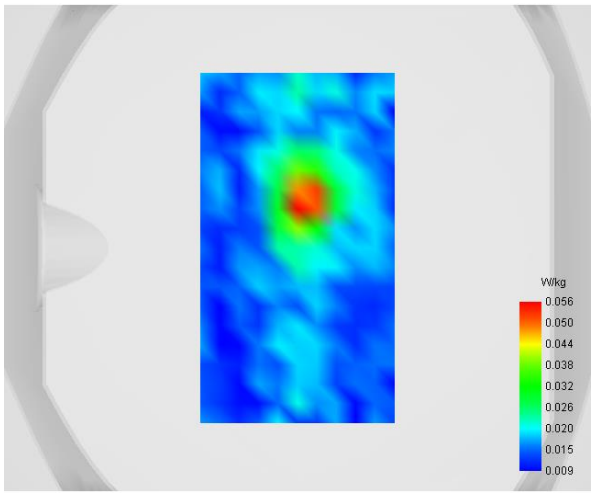	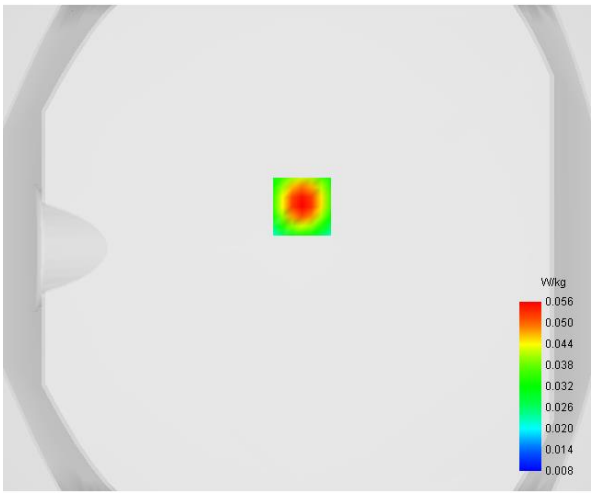

Maximum location: X=2.00, Y=17.00

D. SAR 1g & 10g

SAR 10g (W/Kg)	**0.038612**
SAR 1g (W/Kg)	**0.086950**

E. Z Axis Scan

Z (mm)	**0.00**	**4.00**	**6.00**	**8.00**	**10.00**	**12.00**	**14.00**	**16.00**	**18.00**
SAR (W/Kg)	**0.1332**	**0.0573**	**0.0398**	**0.0269**	**0.0190**	**0.0181**	**0.0142**	**0.0136**	**0.0127**

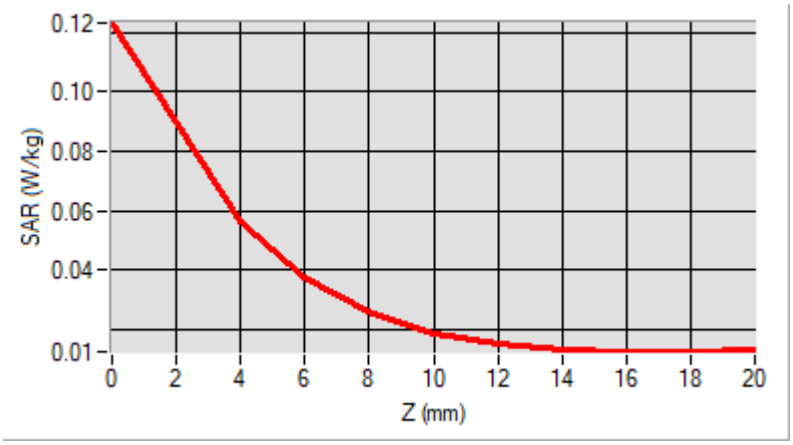

F. 3D Image

3D screen shot	**Hot spot position**
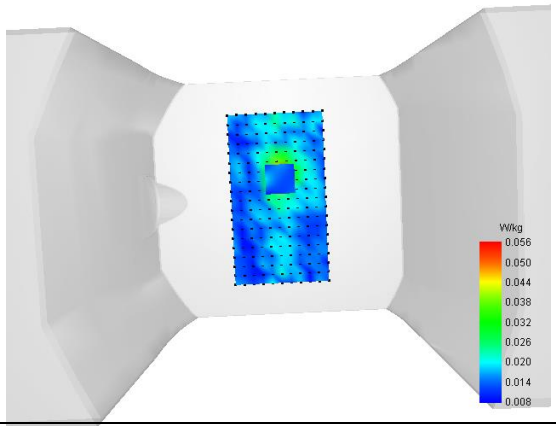	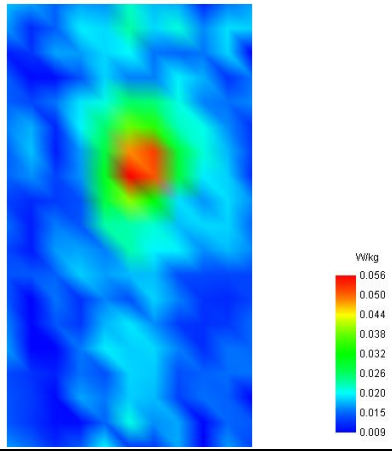

MEASUREMENT 20

Type: Phone measurement (Complete)
Date of measurement: 2023-03-27
Measurement duration: 12 minutes 3 seconds

A. Experimental conditions

Area Scan	dx=8mm dy=8mm
Zoom Scan	dx=4mm dy=4mm dz=2mm
Phantom	Flat Plane
Device Position	Back
Band	5G NR_N77_3450-3550MHz
Channels	DFT-s-OFDM QPSK, 100MHz, 1RB, Middle
Signal	Duty Cycle 1:1

B. SAR Measurement Results

Frequency (MHz)	3500.000000
Relative Permittivity (real part)	50.521692
Conductivity (S/m)	3.251828
Power Variation (%)	-0.420000
Ambient Temperature	23.4
Liquid Temperature	23.4

C. SAR Surface and Volume

SURFACE SAR	VOLUME SAR
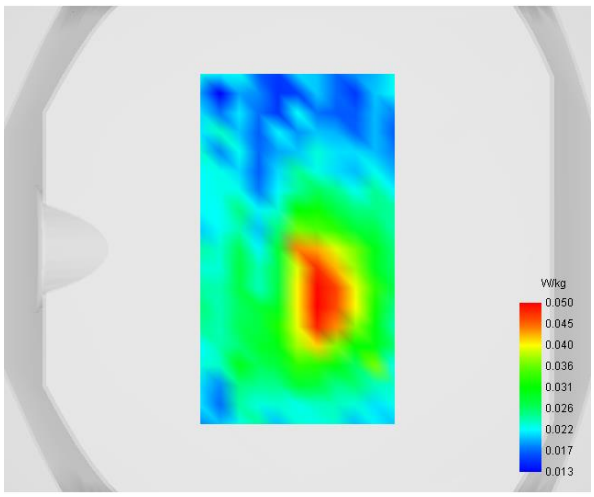	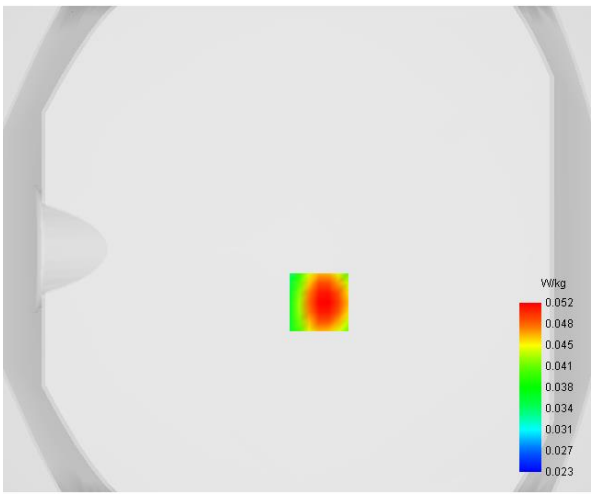

Maximum location: X=9.00, Y=-22.00

D. SAR 1g & 10g

SAR 10g (W/Kg)	**0.037793**
SAR 1g (W/Kg)	**0.043503**

E. Z Axis Scan

Z (mm)	**0.00**	**4.00**	**6.00**	**8.00**	**10.00**	**12.00**	**14.00**	**16.00**	**18.00**
SAR (W/Kg)	**0.0858**	**0.0520**	**0.0417**	**0.0382**	**0.0332**	**0.0313**	**0.0293**	**0.0282**	**0.0277**

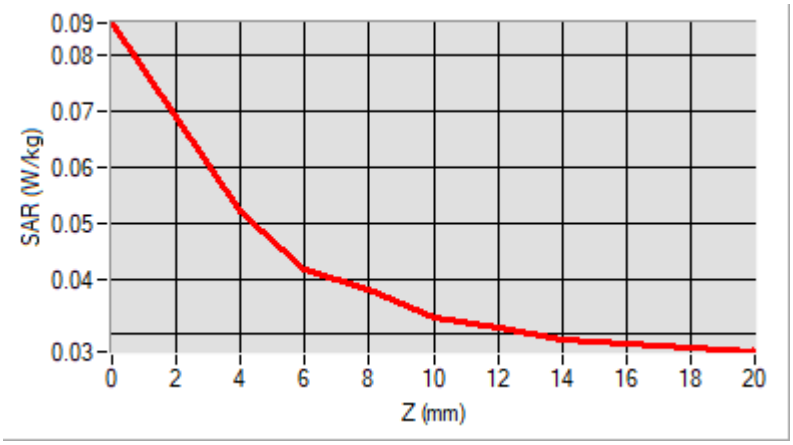

F. 3D Image

3D screen shot	**Hot spot position**
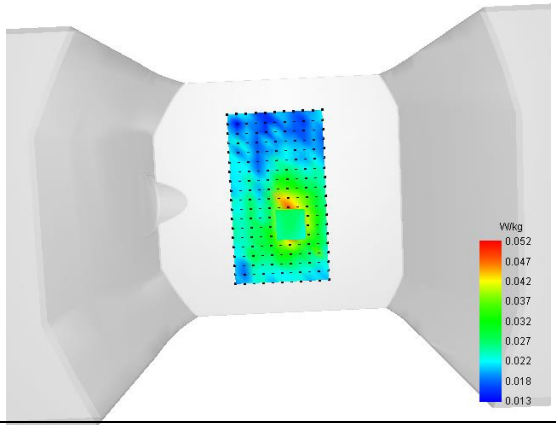	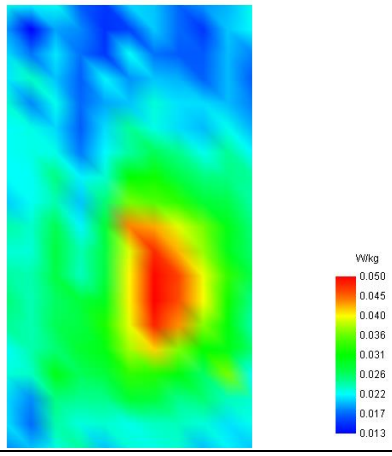

MEASUREMENT 21

Type: Phone measurement (Complete)
Date of measurement: 2023-03-27
Measurement duration: 12 minutes 3 seconds

A. Experimental conditions

Area Scan	dx=8mm dy=8mm
Zoom Scan	dx=4mm dy=4mm dz=2mm
Phantom	Flat Plane
Device Position	Back
Band	5G NR-N77_3700-3980MHz
Channels	DFT-s-OFDM QPSK, 100MHz, 1RB, Middle
Signal	Duty Cycle 1:1

B. SAR Measurement Results

Frequency (MHz)	3750.000000
Relative Permittivity (real part)	48.522187
Conductivity (S/m)	3.560293
Power Variation (%)	2.470000
Ambient Temperature	23.4
Liquid Temperature	23.4

C. SAR Surface and Volume

SURFACE SAR	VOLUME SAR
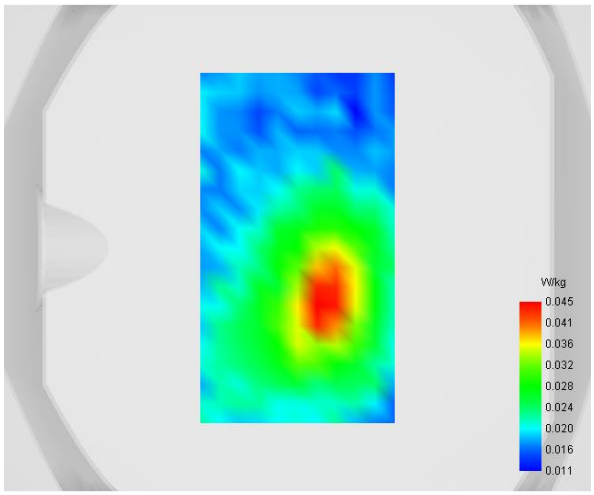	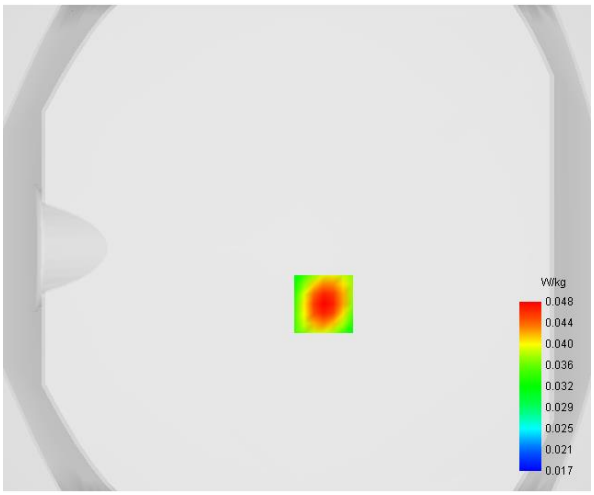

Maximum location: X=11.00, Y=-23.00

D. SAR 1g & 10g

SAR 10g (W/Kg)	**0.032518**
SAR 1g (W/Kg)	**0.048087**

E. Z Axis Scan

Z (mm)	**0.00**	**4.00**	**6.00**	**8.00**	**10.00**	**12.00**	**14.00**	**16.00**	**18.00**
SAR (W/Kg)	**0.0878**	**0.0481**	**0.0365**	**0.0288**	**0.0243**	**0.0220**	**0.0212**	**0.0214**	**0.0224**

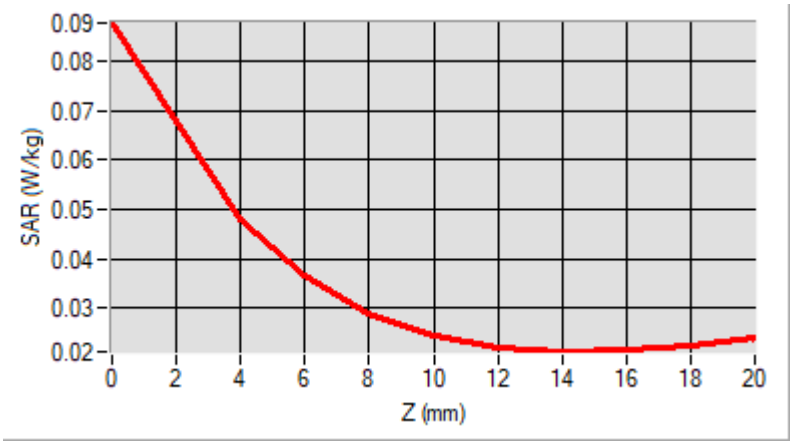

F. 3D Image

3D screen shot	**Hot spot position**
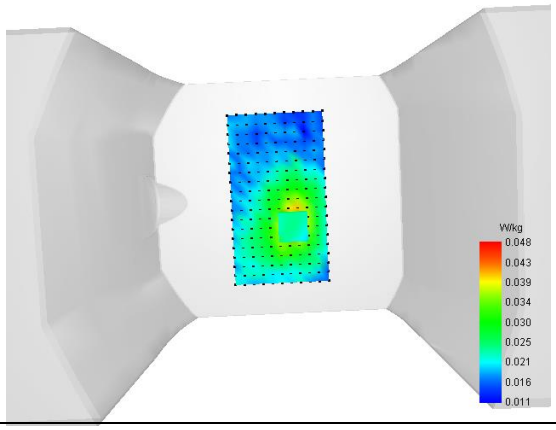	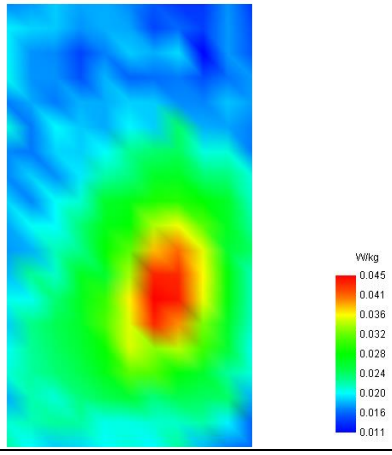

MEASUREMENT 22

Type: Phone measurement (Complete)
Date of measurement: 2023-03-27
Measurement duration: 12 minutes 3 seconds

A. Experimental conditions

Area Scan	dx=8mm dy=8mm
Zoom Scan	dx=4mm dy=4mm dz=2mm
Phantom	Flat Plane
Device Position	Back
Band	5G NR-N78_3450-3550MHz
Channels	DFT-s-OFDM QPSK, 100MHz, 1RB, Middle
Signal	Duty Cycle 1:1

B. SAR Measurement Results

Frequency (MHz)	3500.000000
Relative Permittivity (real part)	50.521692
Conductivity (S/m)	3.251828
Power Variation (%)	2.170000
Ambient Temperature	23.4
Liquid Temperature	23.4

C. SAR Surface and Volume

SURFACE SAR	VOLUME SAR
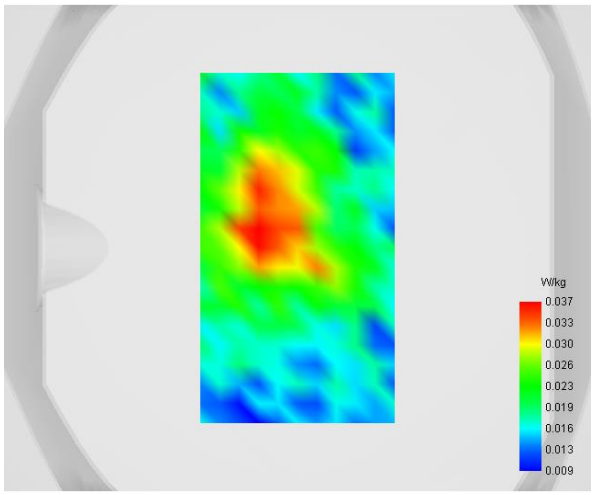	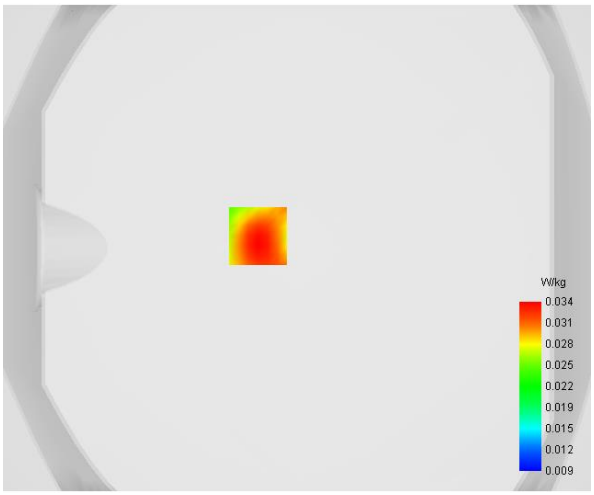

Maximum location: X=-16.00, Y=5.00

D. SAR 1g & 10g

SAR 10g (W/Kg)	**0.024282**
SAR 1g (W/Kg)	**0.032395**

E. Z Axis Scan

Z (mm)	**0.00**	**4.00**	**6.00**	**8.00**	**10.00**	**12.00**	**14.00**	**16.00**	**18.00**
SAR (W/Kg)	**0.0564**	**0.0344**	**0.0283**	**0.0242**	**0.0223**	**0.0191**	**0.0187**	**0.0168**	**0.0162**

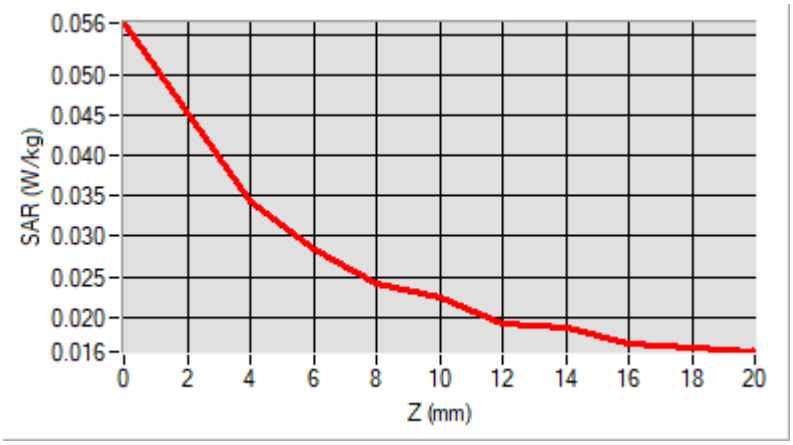

F. 3D Image

3D screen shot	**Hot spot position**
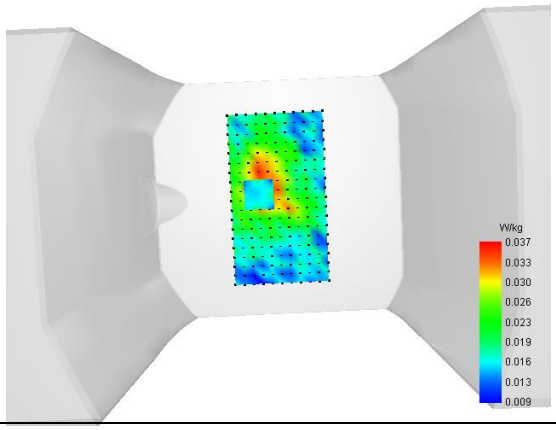	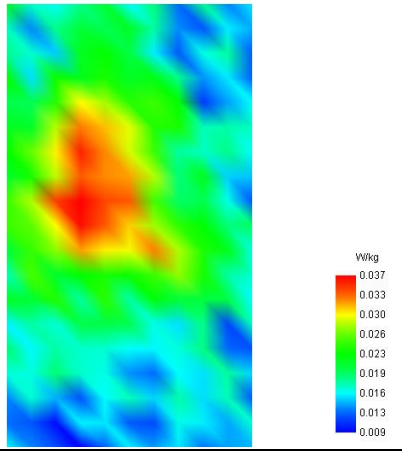

MEASUREMENT 23

Type: Phone measurement (Complete)
Date of measurement: 2023-03-27
Measurement duration: 12 minutes 3 seconds

A. Experimental conditions

Area Scan	dx=8mm dy=8mm
Zoom Scan	dx=4mm dy=4mm dz=2mm
Phantom	Flat Plane
Device Position	Back
Band	5G NR-N78_3700-3800MHz
Channels	DFT-s-OFDM QPSK, 100MHz, 1RB, High
Signal	Duty Cycle 1:1

B. SAR Measurement Results

Frequency (MHz)	3750.000000
Relative Permittivity (real part)	48.522187
Conductivity (S/m)	3.560293
Power Variation (%)	1.374600
Ambient Temperature	23.4
Liquid Temperature	23.4

C. SAR Surface and Volume

SURFACE SAR	VOLUME SAR
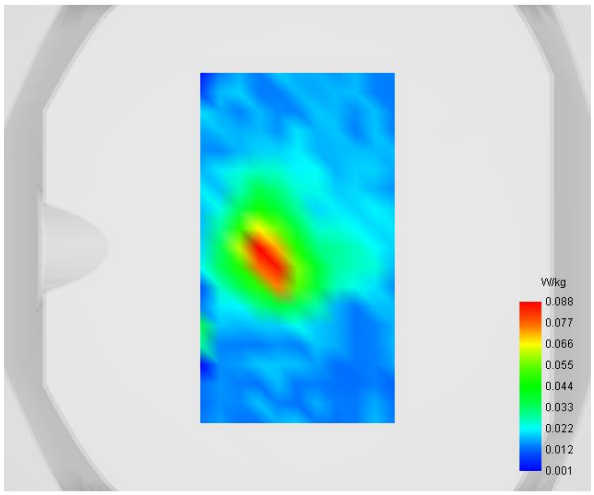	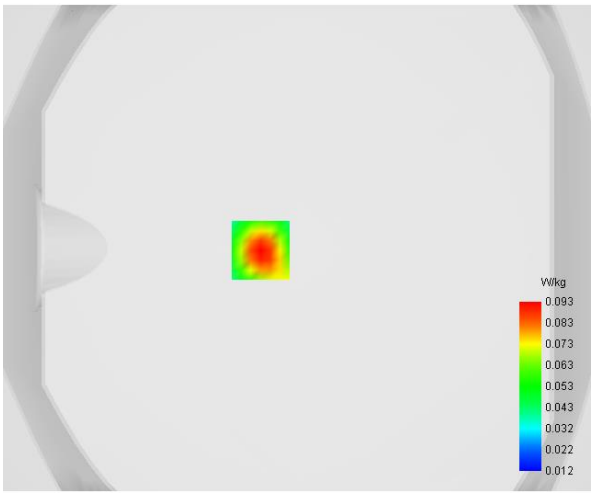

Maximum location: X=-15.00, Y=-1.00

D. SAR 1g & 10g

SAR 10g (W/Kg)	**0.043414**
SAR 1g (W/Kg)	**0.089477**

E. Z Axis Scan

Z (mm)	**0.00**	**4.00**	**6.00**	**8.00**	**10.00**	**12.00**	**14.00**	**16.00**	**18.00**
SAR (W/Kg)	**0.2117**	**0.0931**	**0.0604**	**0.0396**	**0.0274**	**0.0205**	**0.0168**	**0.0151**	**0.0145**

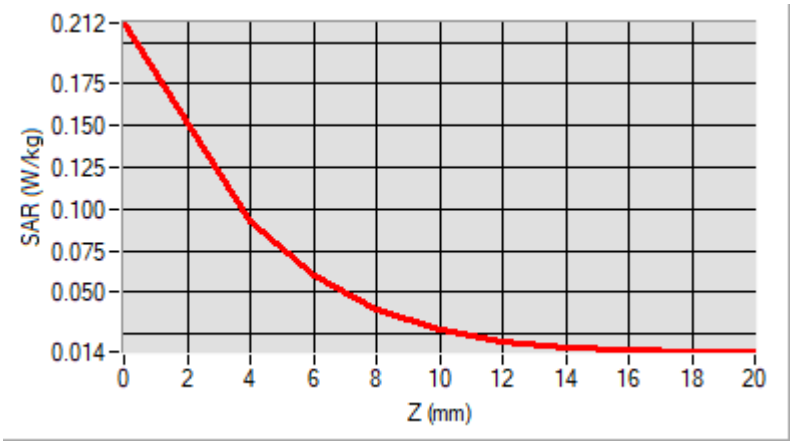

F. 3D Image

3D screen shot	**Hot spot position**
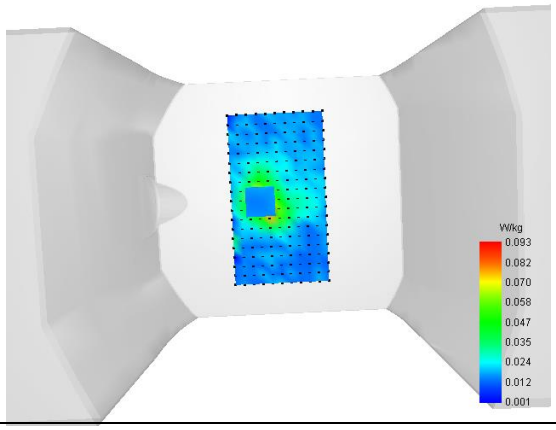	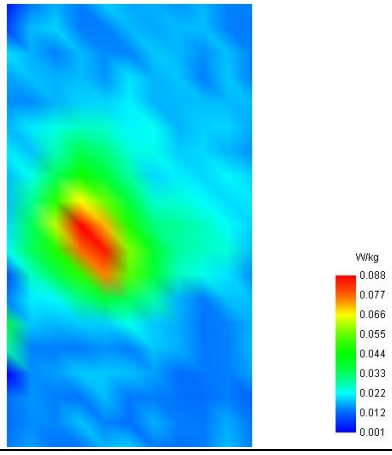

MEASUREMENT 24

Type: Phone measurement (Complete)
Date of measurement: 2023-03-23
Measurement duration: 12 minutes 3 seconds

A. Experimental conditions

Area Scan	dx=8mm dy=8mm
Zoom Scan	dx=4mm dy=4mm dz=2mm
Phantom	Flat Plane
Device Position	Back
Band	DC_5A_n41A
Channels	DFT-s-OFDM QPSK, 100MHz, 1RB, High
Signal	Duty Cycle 1:1

B. SAR Measurement Results

Frequency (MHz)	2640.000000
Relative Permittivity (real part)	53.252874
Conductivity (S/m)	2.082264
Power Variation (%)	1.462857
Ambient Temperature	23.5
Liquid Temperature	23.5

C. SAR Surface and Volume

SURFACE SAR	VOLUME SAR
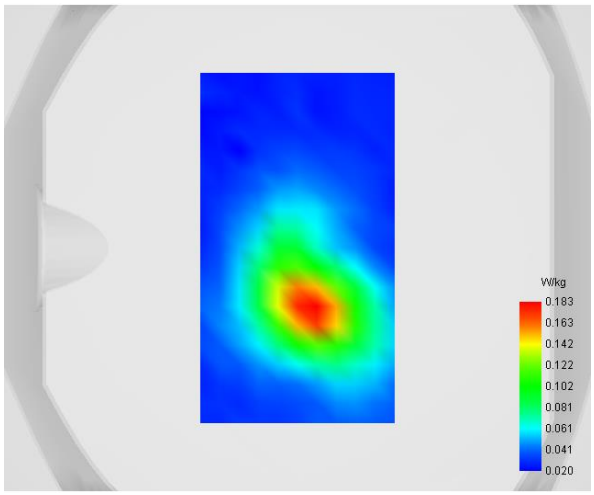	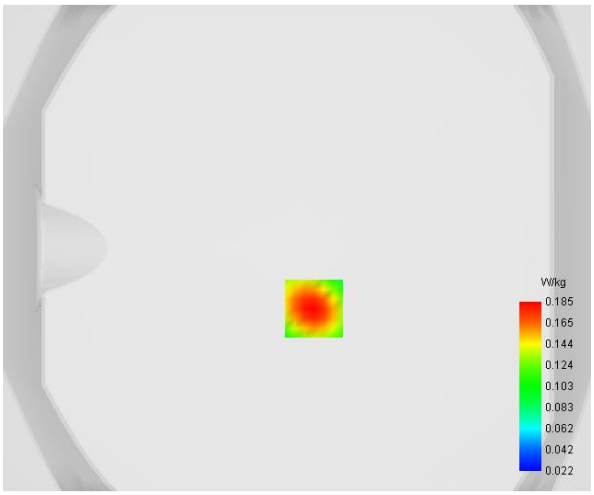

Maximum location: X=7.00, Y=-25.00

D. SAR 1g & 10g

SAR 10g (W/Kg)	**0.103294**
SAR 1g (W/Kg)	**0.202950**

E. Z Axis Scan

Z (mm)	**0.00**	**4.00**	**6.00**	**8.00**	**10.00**	**12.00**	**14.00**	**16.00**	**18.00**
SAR (W/Kg)	**0.4307**	**0.2132**	**0.1488**	**0.1047**	**0.0760**	**0.0576**	**0.0457**	**0.0380**	**0.0327**

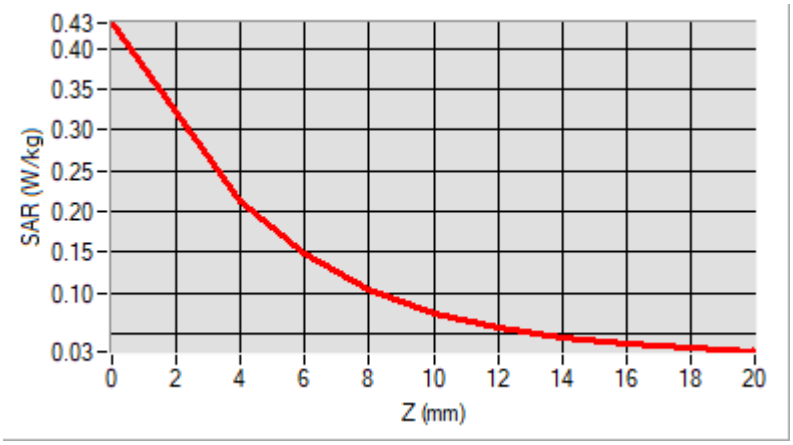

F. 3D Image

3D screen shot	**Hot spot position**
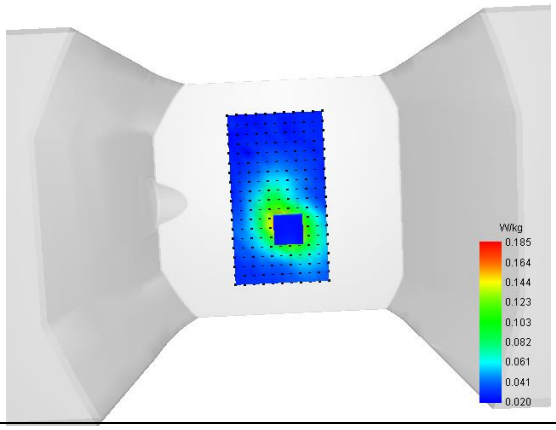	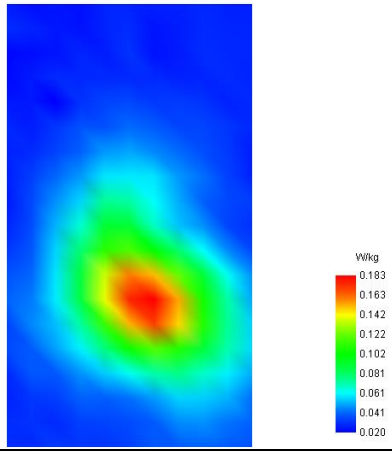

MEASUREMENT 25

Type: Phone measurement (Complete)
Date of measurement: 2023-03-27
Measurement duration: 12 minutes 3 seconds

A. Experimental conditions

Area Scan	dx=8mm dy=8mm
Zoom Scan	dx=4mm dy=4mm dz=2mm
Phantom	Flat Plane
Device Position	Back
Band	DC_2A_N78A_3450-3550MHz
Channels	DFT-s-OFDM QPSK, 100MHz, 1RB, Middle
Signal	Duty Cycle 1:1

B. SAR Measurement Results

Frequency (MHz)	3500.000000
Relative Permittivity (real part)	50.521692
Conductivity (S/m)	3.251828
Power Variation (%)	-0.420000
Ambient Temperature	23.4
Liquid Temperature	23.4

C. SAR Surface and Volume

SURFACE SAR	VOLUME SAR
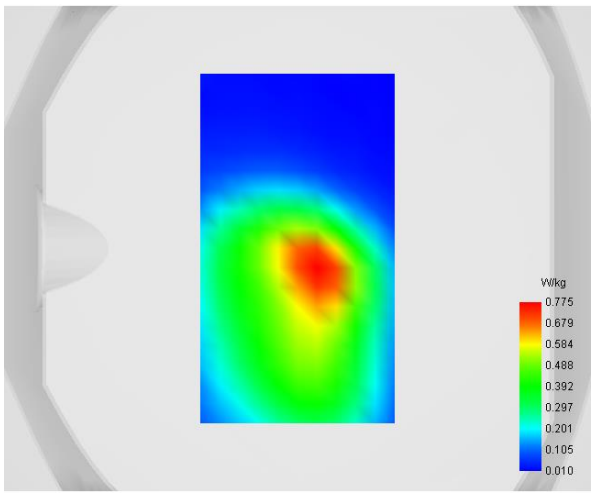	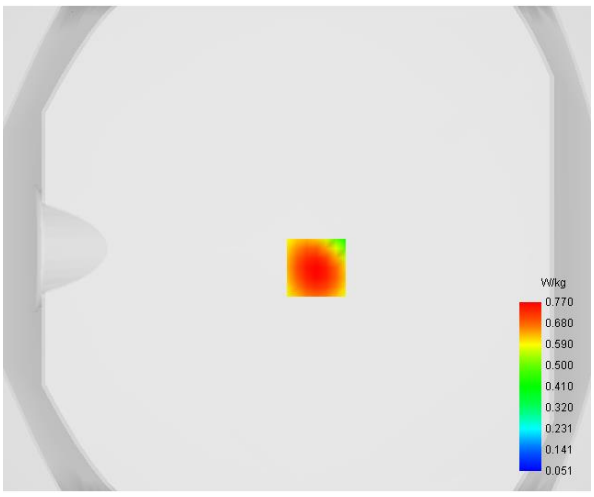

Maximum location: X=9.00, Y=-8.00

D. SAR 1g & 10g

SAR 10g (W/Kg)	**0.388654**
SAR 1g (W/Kg)	**0.739654**

E. Z Axis Scan

Z (mm)	0.00	4.00	6.00	8.00	10.00	12.00	14.00	16.00	18.00
SAR (W/Kg)	1.4120	0.7775	0.5738	0.4230	0.3152	0.2378	0.1815	0.1394	0.1069

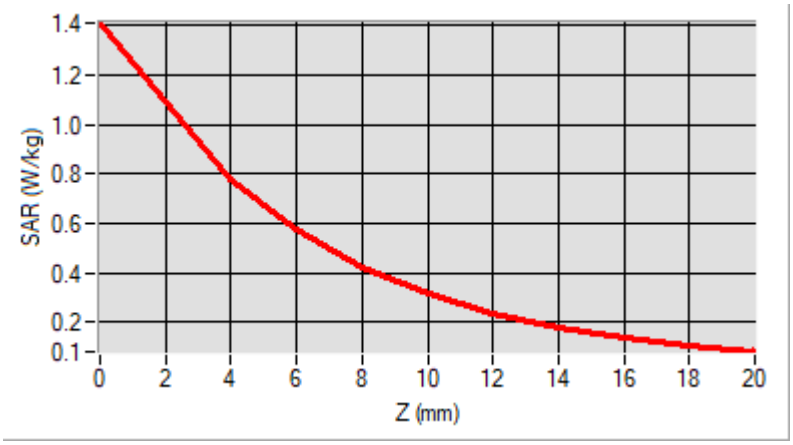

F. 3D Image

3D screen shot	Hot spot position
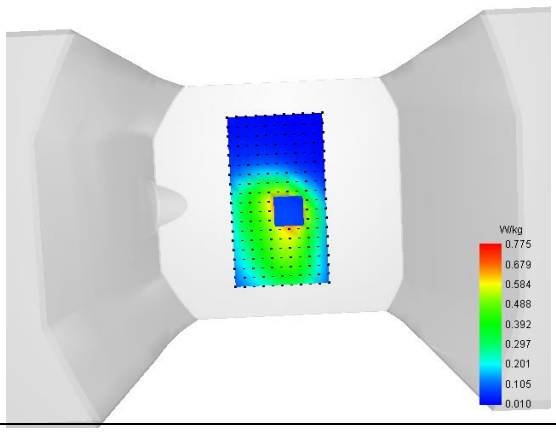	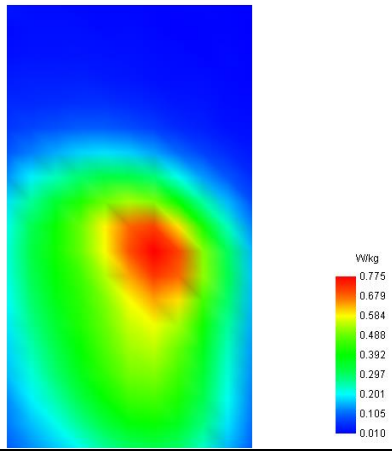

MEASUREMENT 26

Type: Phone measurement (Complete)
Date of measurement: 2023-03-27
Measurement duration: 12 minutes 3 seconds

A. Experimental conditions

Area Scan	dx=8mm dy=8mm
Zoom Scan	dx=4mm dy=4mm dz=2mm
Phantom	Flat Plane
Device Position	Back
Band	DC_2A_N78A_3700-3800MHz
Channels	DFT-s-OFDM QPSK, 100MHz, 1RB, Middle
Signal	Duty Cycle 1:1

B. SAR Measurement Results

Frequency (MHz)	3750.000000
Relative Permittivity (real part)	48.522187
Conductivity (S/m)	3.560293
Power Variation (%)	0.360000
Ambient Temperature	23.4
Liquid Temperature	23.4

C. SAR Surface and Volume

SURFACE SAR	VOLUME SAR
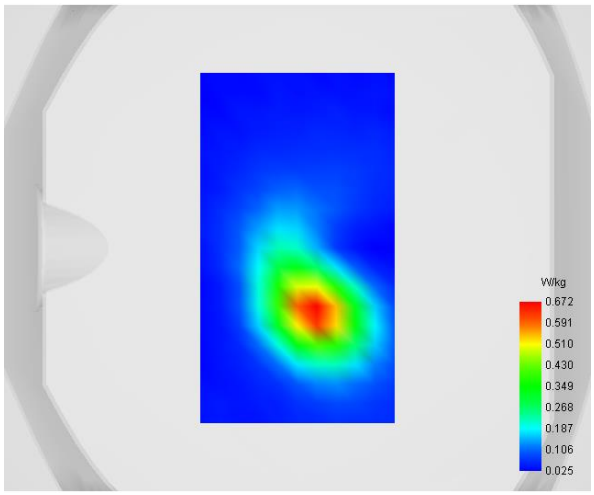	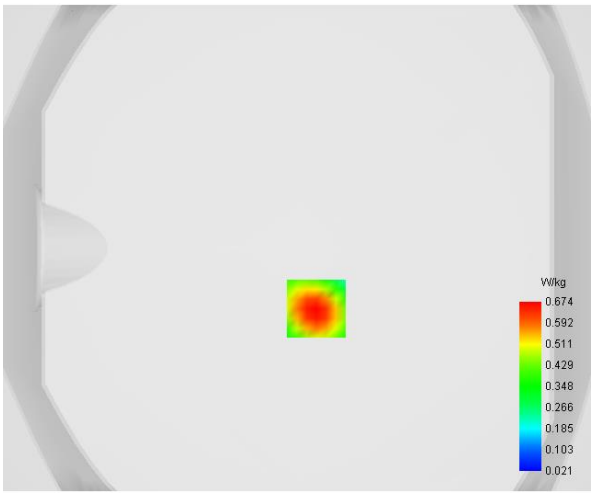

Maximum location: X=8.00, Y=-25.00

D. SAR 1g & 10g

SAR 10g (W/Kg)	**0.337490**
SAR 1g (W/Kg)	**0.456853**

E. Z Axis Scan

Z (mm)	**0.00**	**4.00**	**6.00**	**8.00**	**10.00**	**12.00**	**14.00**	**16.00**	**18.00**
SAR (W/Kg)	**0.6838**	**0.4523**	**0.3764**	**0.3496**	**0.2904**	**0.2861**	**0.2442**	**0.2460**	**0.2185**

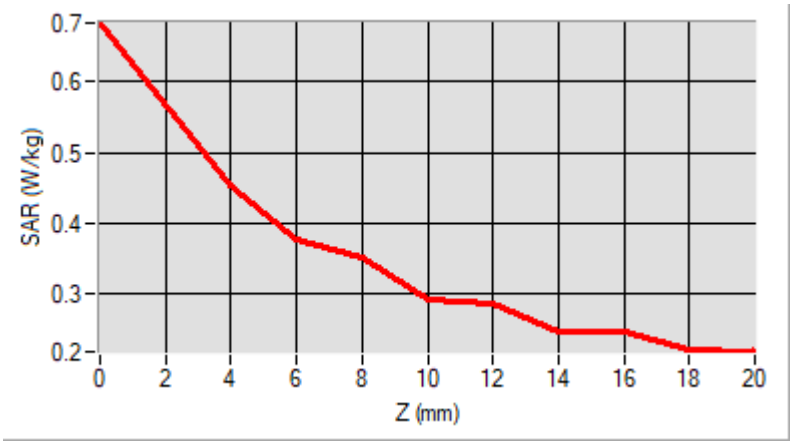

F. 3D Image
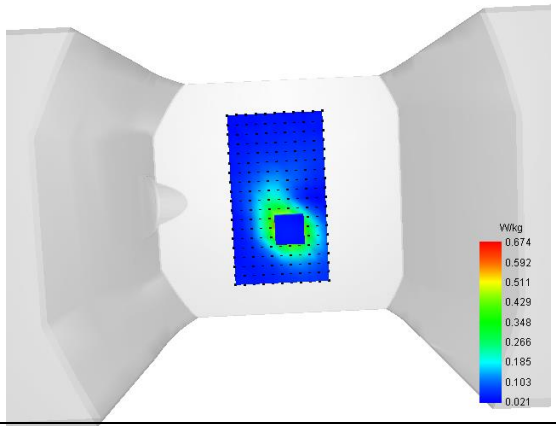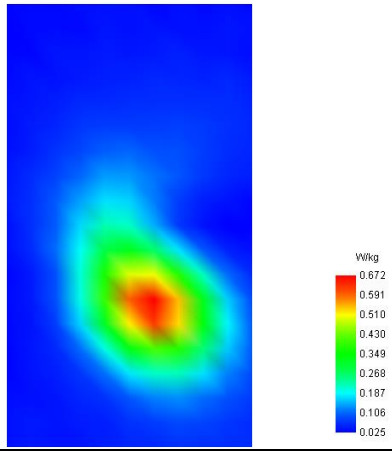
3D screen shot	**Hot spot position**