MEASUREMENT 27

Type: Phone measurement (Complete)
Date of measurement: 2023-03-27
Measurement duration: 12 minutes 3 seconds

A. Experimental conditions

Area Scan	dx=8mm dy=8mm
Zoom Scan	dx=4mm dy=4mm dz=2mm
Phantom	Flat Plane
Device Position	Back
Band	DC_12A_N77A_3450-3550MHz
Channels	DFT-s-OFDM QPSK, 100MHz, 1RB, High
Signal	Duty Cycle 1:1

B. SAR Measurement Results

Frequency (MHz)	3500.000000
Relative Permittivity (real part)	50.521692
Conductivity (S/m)	3.251828
Power Variation (%)	1.650000
Ambient Temperature	23.4
Liquid Temperature	23.4

C. SAR Surface and Volume

SURFACE SAR	VOLUME SAR
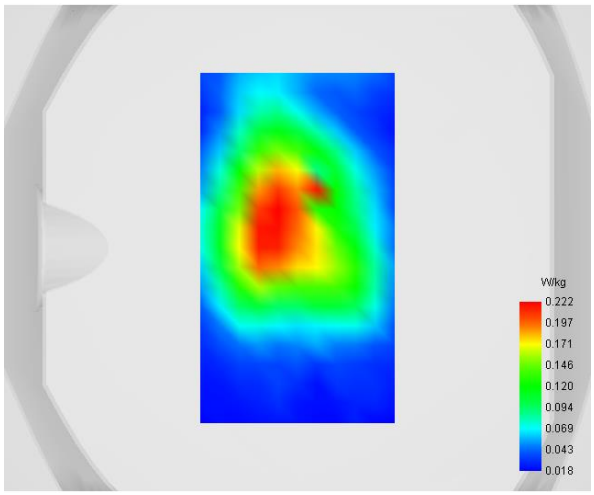	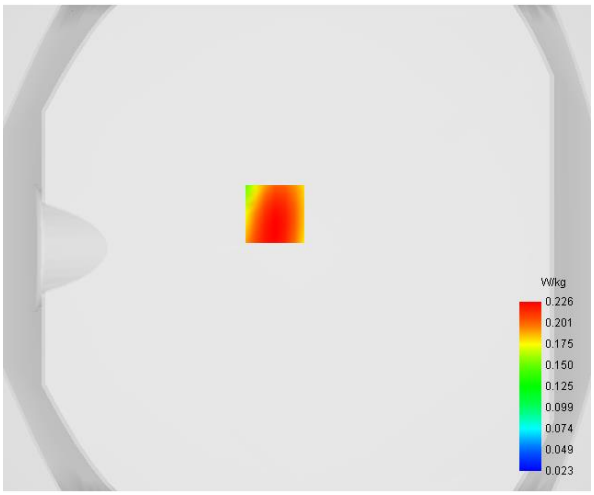

Maximum location: X=-9.00, Y=14.00

D. SAR 1g & 10g

SAR 10g (W/Kg)	**0.118501**
SAR 1g (W/Kg)	**0.220057**

E. Z Axis Scan

Z (mm)	**0.00**	**4.00**	**6.00**	**8.00**	**10.00**	**12.00**	**14.00**	**16.00**	**18.00**
SAR (W/Kg)	**0.4543**	**0.2259**	**0.1585**	**0.1169**	**0.0867**	**0.0658**	**0.0527**	**0.0420**	**0.0349**

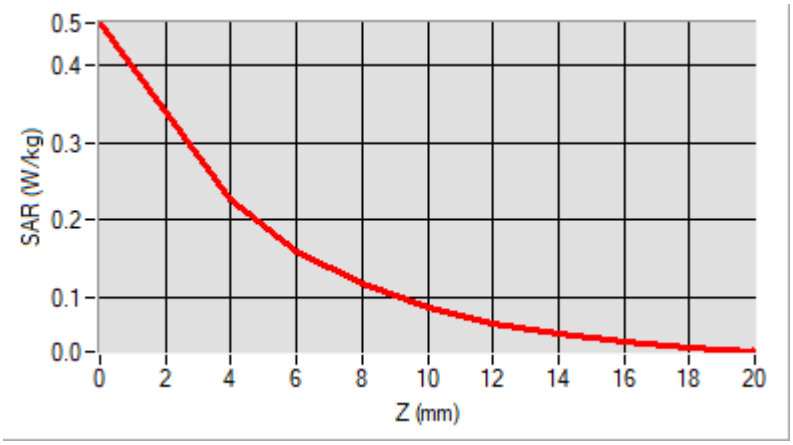

F. 3D Image

3D screen shot	**Hot spot position**
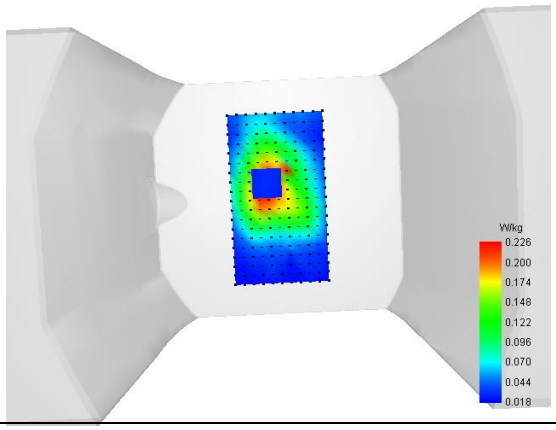	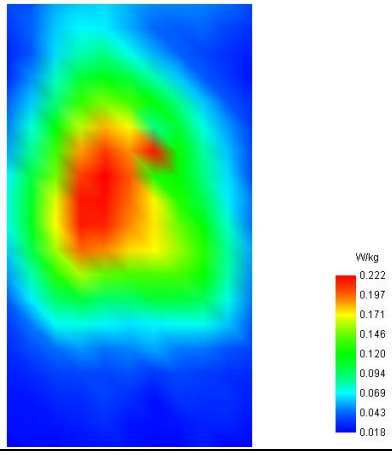

MEASUREMENT 28

Type: Phone measurement (Complete)
Date of measurement: 2023-03-27
Measurement duration: 12 minutes 3 seconds

A. Experimental conditions

Area Scan	dx=8mm dy=8mm
Zoom Scan	dx=4mm dy=4mm dz=2mm
Phantom	Flat Plane
Device Position	Back
Band	DC_12A_N77A_3700-3980MHz
Channels	DFT-s-OFDM QPSK, 100MHz, 1RB, Middle
Signal	Duty Cycle 1:1

B. SAR Measurement Results

Frequency (MHz)	3750.000000
Relative Permittivity (real part)	48.522187
Conductivity (S/m)	3.560293
Power Variation (%)	1.860000
Ambient Temperature	23.4
Liquid Temperature	23.4

C. SAR Surface and Volume

SURFACE SAR	VOLUME SAR
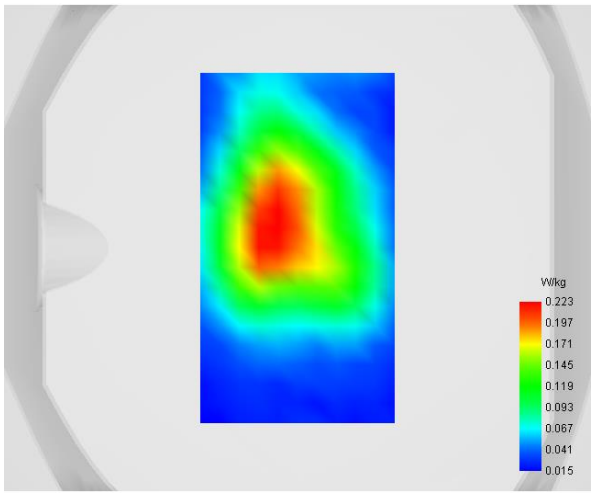	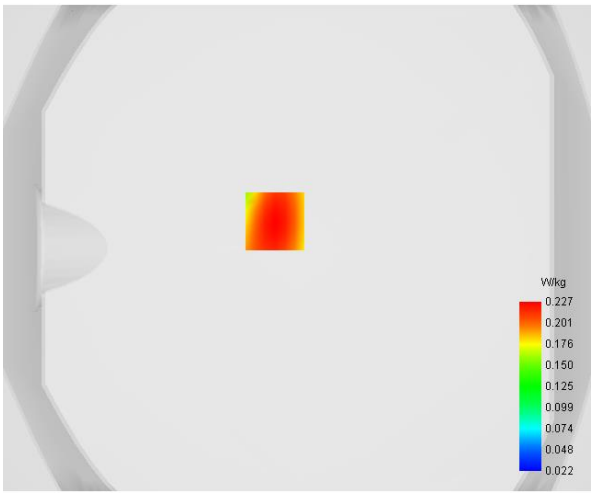

Maximum location: X=-9.00, Y=11.00

D. SAR 1g & 10g

SAR 10g (W/Kg)	**0.118450**
SAR 1g (W/Kg)	**0.220805**

E. Z Axis Scan

Z (mm)	**0.00**	**4.00**	**6.00**	**8.00**	**10.00**	**12.00**	**14.00**	**16.00**	**18.00**
SAR (W/Kg)	**0.4377**	**0.2271**	**0.1624**	**0.1165**	**0.0852**	**0.0639**	**0.0493**	**0.0390**	**0.0314**

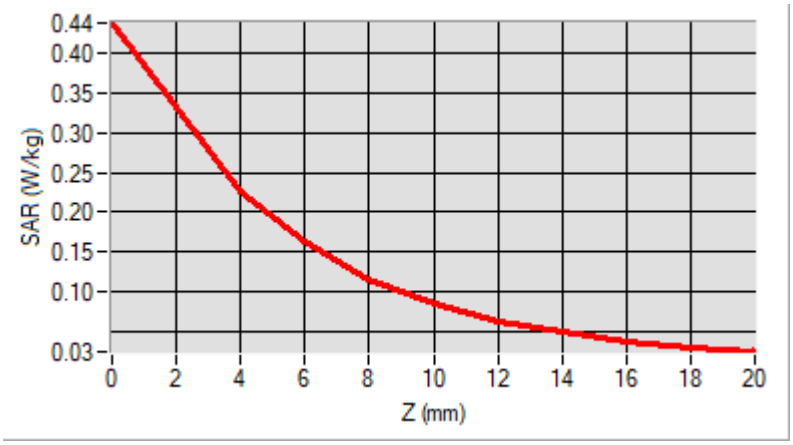

F. 3D Image

3D screen shot	**Hot spot position**
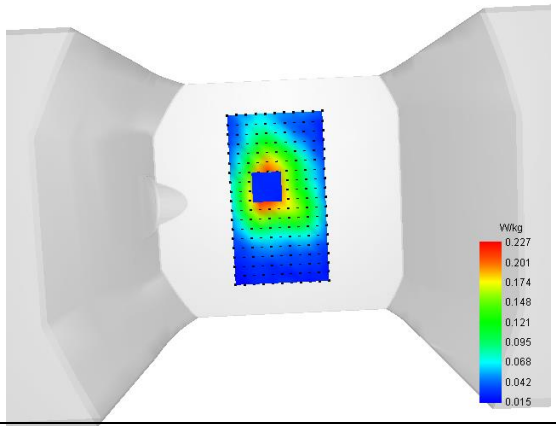	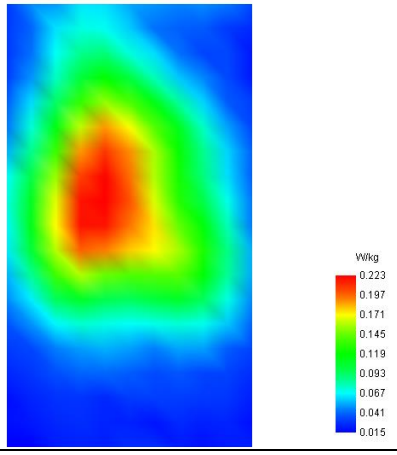

MEASUREMENT 29

Type: Phone measurement (Complete)
Date of measurement: 2023-03-23
Measurement duration: 12 minutes 3 seconds

A. Experimental conditions

Area Scan	dx=8mm dy=8mm
Zoom Scan	dx=4mm dy=4mm dz=2mm
Phantom	Flat Plane
Device Position	Back
Band	WiFi_802.11b-ANT1
Channels	Middle
Signal	Duty Cycle 1:1

B. SAR Measurement Results

Frequency (MHz)	2437.000000
Relative Permittivity (real part)	53.580212
Conductivity (S/m)	1.932559
Power Variation (%)	2.403721
Ambient Temperature	23.5
Liquid Temperature	23.5

C. SAR Surface and Volume

SURFACE SAR	VOLUME SAR
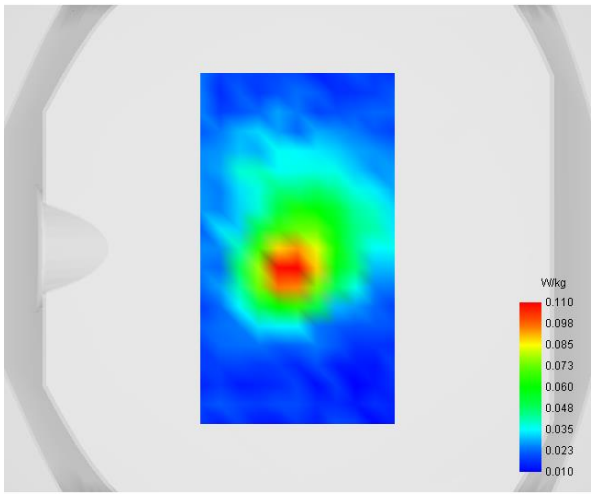	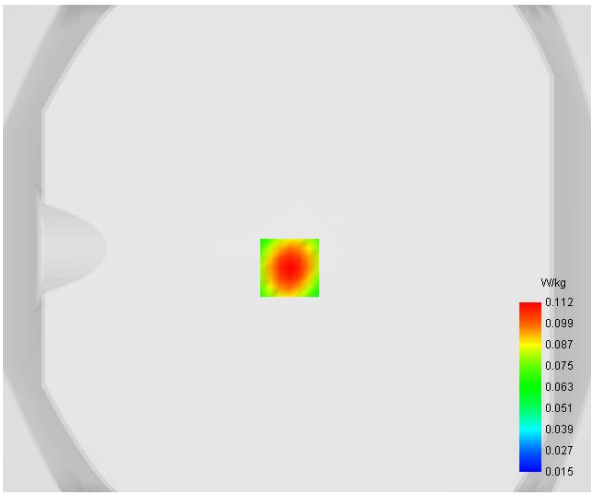

Maximum location: X=-3.00, Y=-8.00

D. SAR 1g & 10g

SAR 10g (W/Kg)	**0.057465**
SAR 1g (W/Kg)	**0.108052**

E. Z Axis Scan

Z (mm)	0.00	4.00	6.00	8.00	10.00	12.00	14.00	16.00	18.00
SAR (W/Kg)	0.2142	0.1116	0.0805	0.0587	0.0441	0.0345	0.0281	0.0237	0.0206

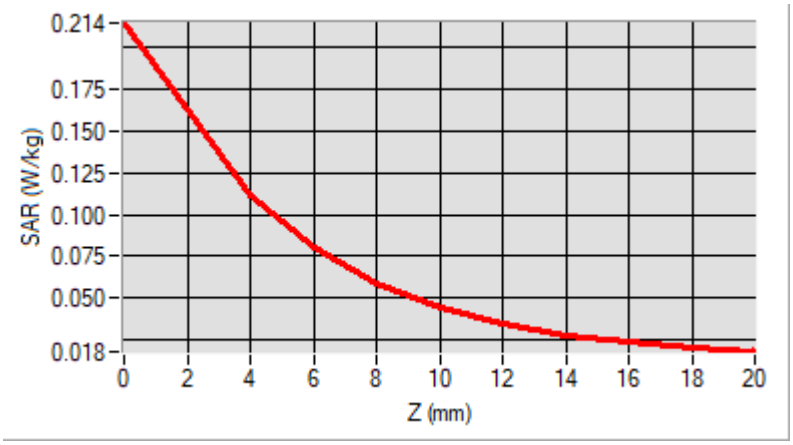

F. 3D Image

3D screen shot	Hot spot position
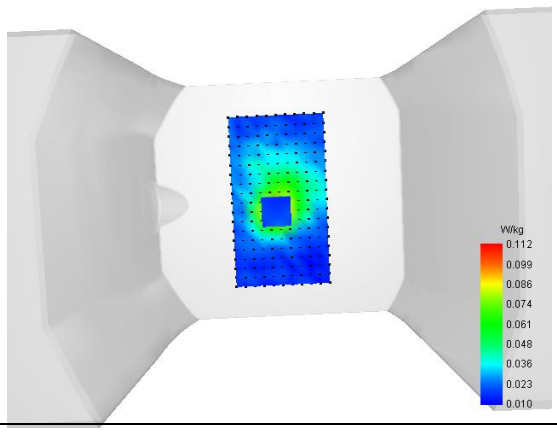	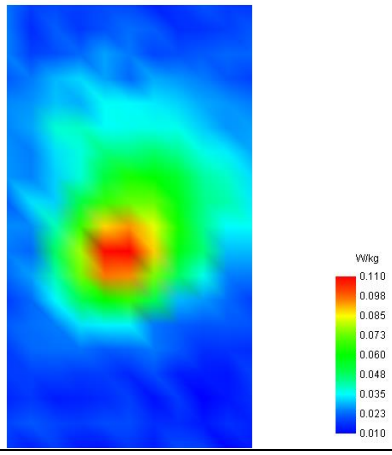

MEASUREMENT 30

Type: Phone measurement (Complete)
Date of measurement: 2023-03-28
Measurement duration: 12 minutes 3 seconds

A. Experimental conditions

Area Scan	dx=8mm dy=8mm
Zoom Scan	dx=4mm dy=4mm dz=2mm
Phantom	Flat Plane
Device Position	Back
Band	WiFi(5.2GHz)_802.11a-ANT1
Channels	Low
Signal	Duty Cycle: 1:1

B. SAR Measurement Results

Frequency (MHz)	5180.000000
Relative Permittivity (real part)	47.112911
Conductivity (S/m)	5.431483
Power Variation (%)	0.542660
Ambient Temperature	22.3
Liquid Temperature	22.3

C. SAR Surface and Volume

SURFACE SAR	VOLUME SAR
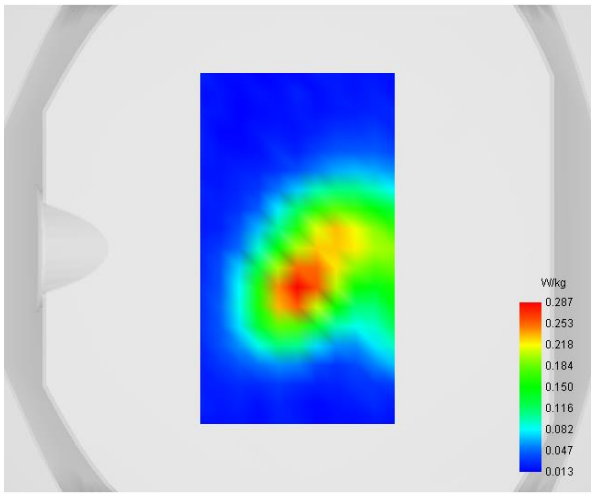	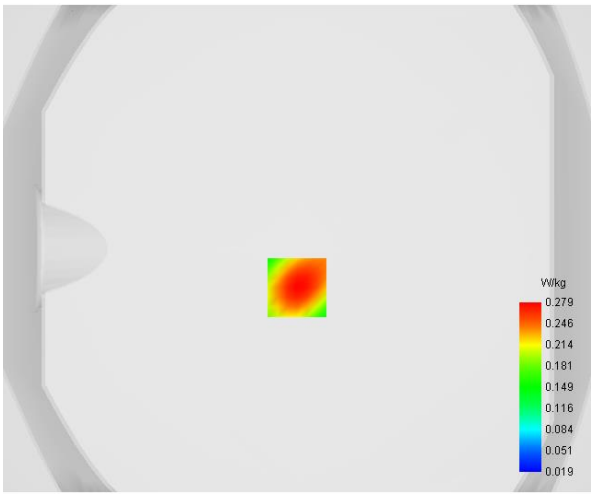

Maximum location: X=0.00, Y=-16.00

D. SAR 1g & 10g

SAR 10g (W/Kg)	**0.135705**
SAR 1g (W/Kg)	**0.237898**

E. Z Axis Scan

Z (mm)	0.00	4.00	6.00	8.00	10.00	12.00	14.00	16.00	18.00
SAR (W/Kg)	0.5278	0.2689	0.1895	0.1430	0.1036	0.0784	0.0605	0.0478	0.0384

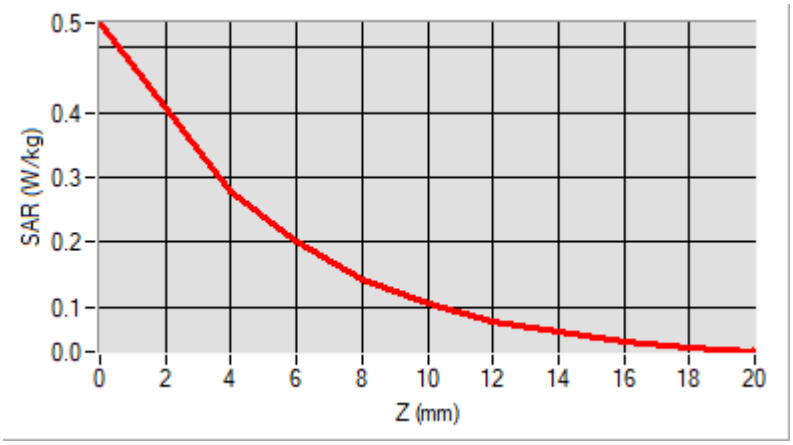

F. 3D Image

3D screen shot	Hot spot position
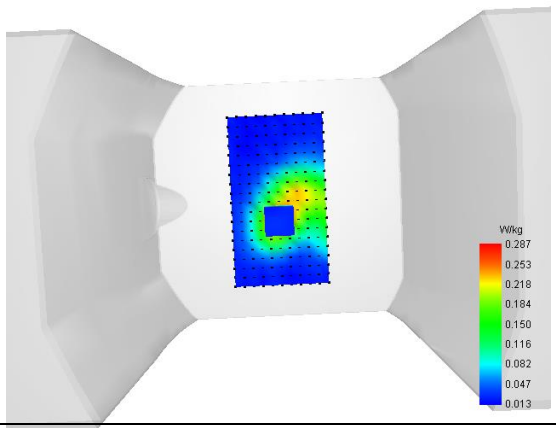	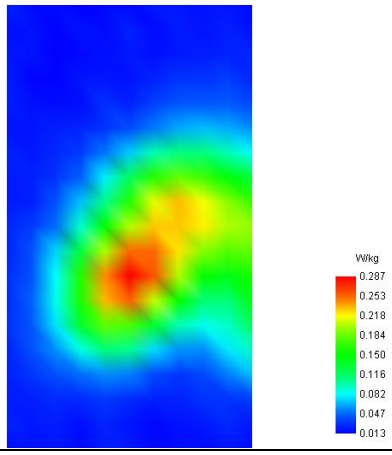

MEASUREMENT 31

Type: Phone measurement (Complete)
Date of measurement: 2023-03-28
Measurement duration: 12 minutes 3 seconds

A. Experimental conditions

Area Scan	dx=8mm dy=8mm
Zoom Scan	dx=4mm dy=4mm dz=2mm
Phantom	Flat Plane
Device Position	Back
Band	WiFi(5.3GHz)_802.11n (HT20)-ANT1
Channels	High
Signal	Duty Cycle: 1:1

B. SAR Measurement Results

Frequency (MHz)	5320.000000
Relative Permittivity (real part)	46.912839
Conductivity (S/m)	5.641929
Power Variation (%)	0.463782
Ambient Temperature	22.3
Liquid Temperature	22.3

C. SAR Surface and Volume

SURFACE SAR	VOLUME SAR
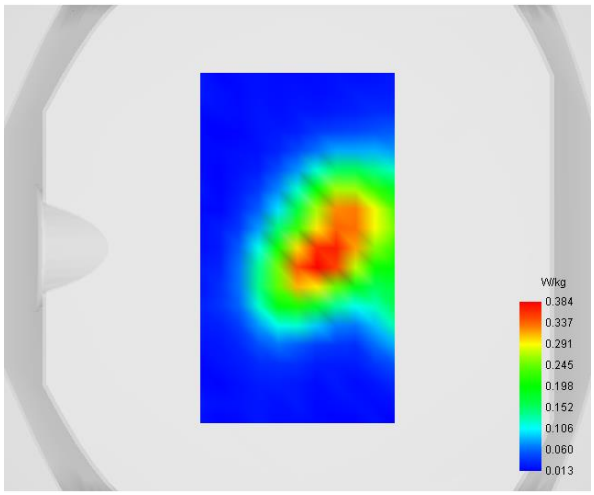	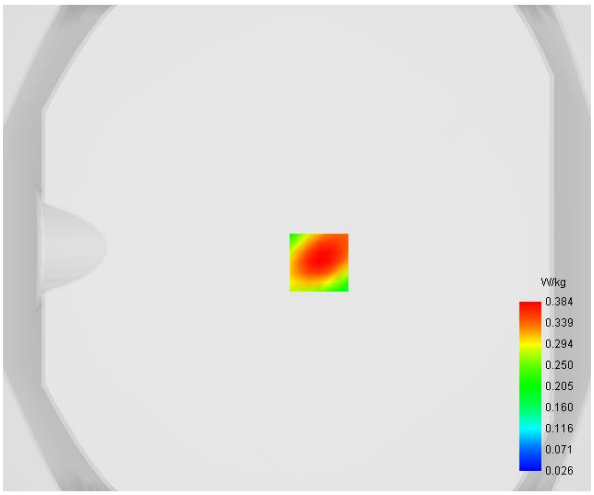

Maximum location: X=9.00, Y=-6.00

D. SAR 1g & 10g

SAR 10g (W/Kg)	**0.125201**
SAR 1g (W/Kg)	**0.224642**

E. Z Axis Scan

Z (mm)	**0.00**	**4.00**	**6.00**	**8.00**	**10.00**	**12.00**	**14.00**	**16.00**	**18.00**
SAR (W/Kg)	**0.5112**	**0.2557**	**0.1851**	**0.13024**	**0.1014**	**0.0744**	**0.0575**	**0.0458**	**0.0354**

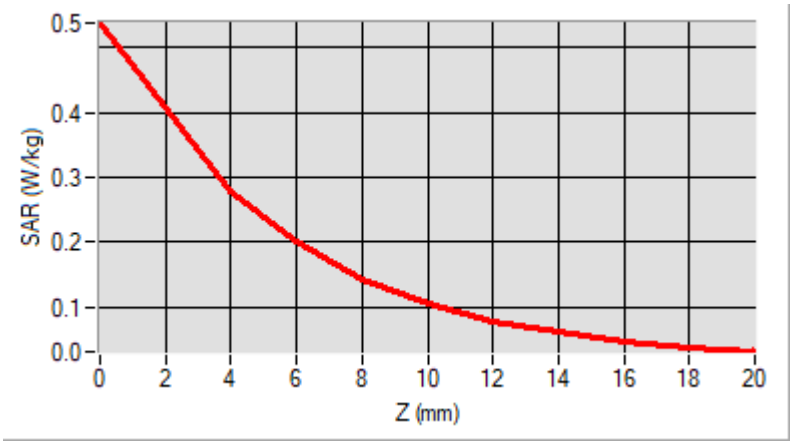

F. 3D Image

3D screen shot	**Hot spot position**
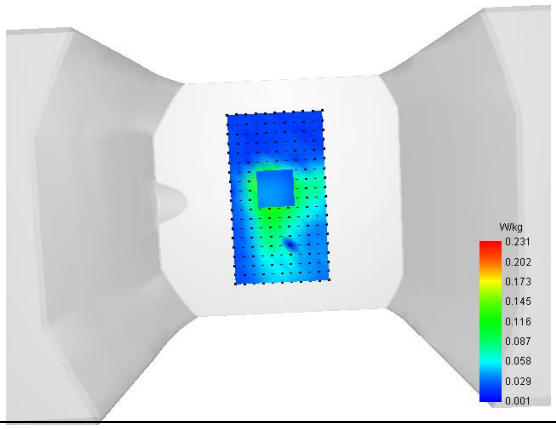	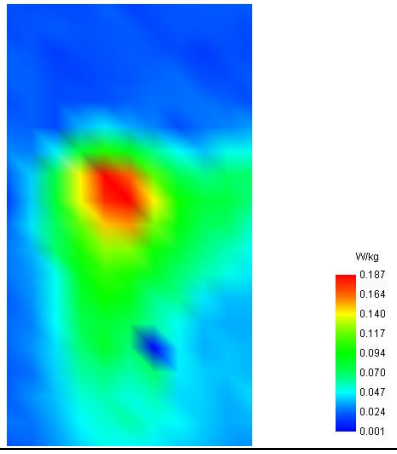

MEASUREMENT 32

Type: Phone measurement (Complete)
Date of measurement: 2023-03-28
Measurement duration: 12 minutes 3 seconds

A. Experimental conditions

Area Scan	dx=8mm dy=8mm
Zoom Scan	dx=4mm dy=4mm dz=2mm
Phantom	Flat Plane
Device Position	Back
Band	WiFi(5.6GHz)_802.11a-ANT1
Channels	High
Signal	Duty Cycle: 1:1

B. SAR Measurement Results

Frequency (MHz)	5700.000000
Relative Permittivity (real part)	47.351254
Conductivity (S/m)	5.730512
Power Variation (%)	0.848732
Ambient Temperature	22.3
Liquid Temperature	22.3

C. SAR Surface and Volume

SURFACE SAR	VOLUME SAR
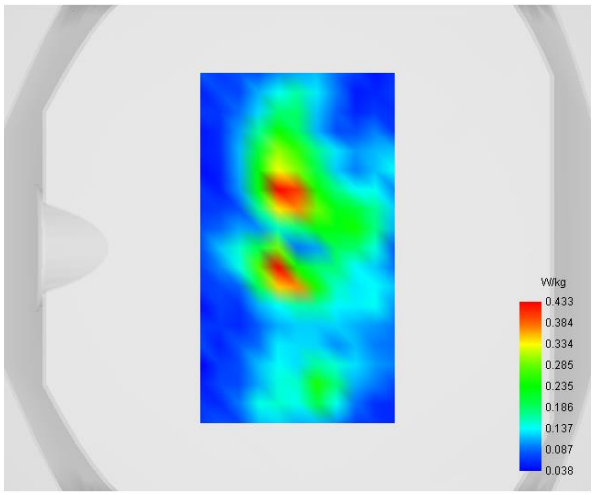	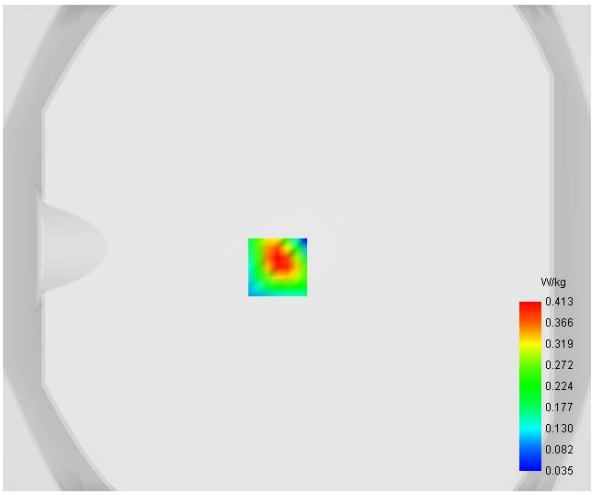

Maximum location: X=-8.00, Y=-8.00

D. SAR 1g & 10g

SAR 10g (W/Kg)	**0.109319**
SAR 1g (W/Kg)	**0.217975**

E. Z Axis Scan

Z (mm)	**0.00**	**2.00**	**4.00**	**6.00**	**8.00**	**10.00**	**12.00**	**14.00**	**16.00**
SAR (W/Kg)	**0.7326**	**0.4035**	**0.2041**	**0.1240**	**0.0884**	**0.0550**	**0.0540**	**0.0423**	**0.0456**

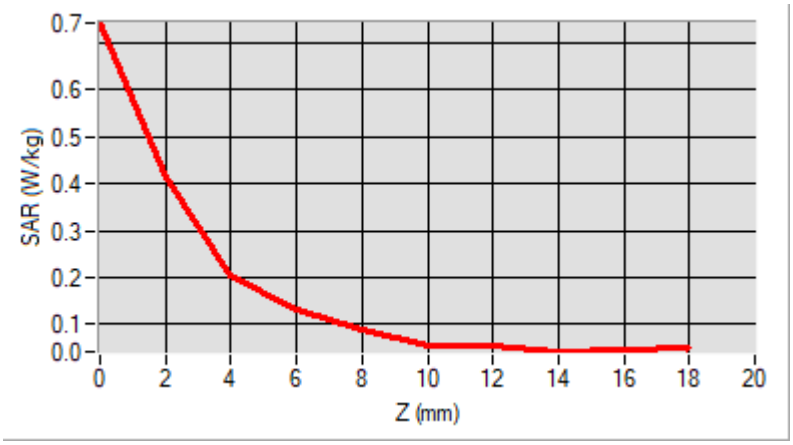

F. 3D Image

3D screen shot	**Hot spot position**
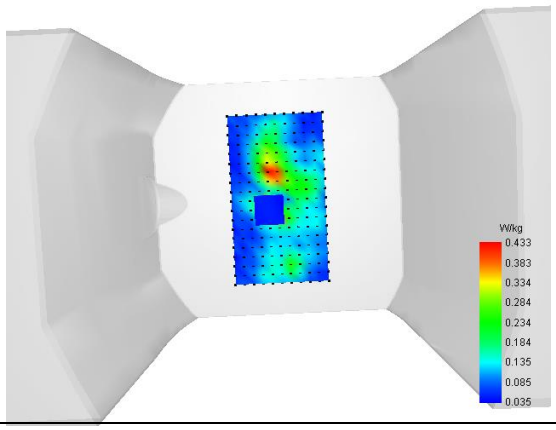	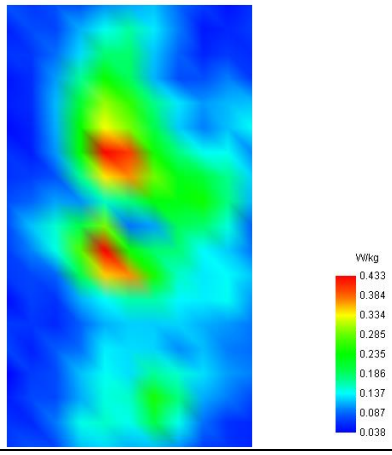

MEASUREMENT 33

Type: Phone measurement (Complete)
Date of measurement: 2023-03-28
Measurement duration: 12 minutes 3 seconds

A. Experimental conditions

Area Scan	dx=8mm dy=8mm
Zoom Scan	dx=4mm dy=4mm dz=2mm
Phantom	Flat Plane
Device Position	Back
Band	WiFi(5.8GHz)_802.11ac (VHT80) –ANT1
Channels	Middle
Signal	Duty Cycle: 1:1

B. SAR Measurement Results

Frequency (MHz)	5775.000000
Relative Permittivity (real part)	49.952839
Conductivity (S/m)	5.901254
Power Variation (%)	5.210512
Ambient Temperature	22.3
Liquid Temperature	22.3

C. SAR Surface and Volume

SURFACE SAR	VOLUME SAR
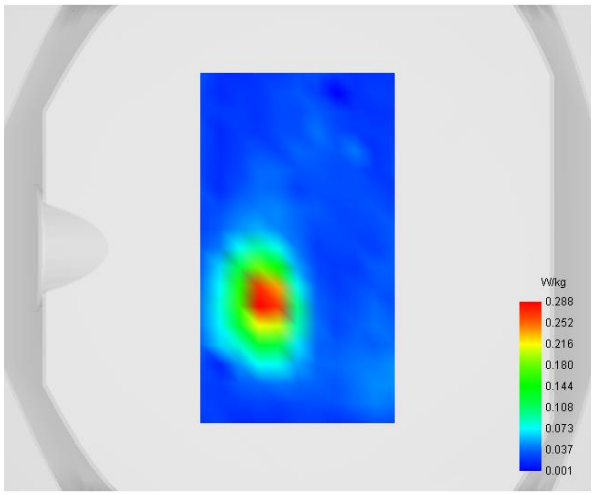	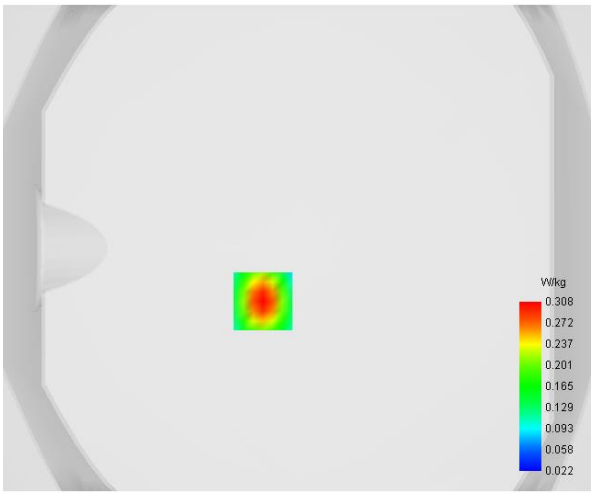

Maximum location: X=-14.00, Y=-22.00

D. SAR 1g & 10g

SAR 10g (W/Kg)	**0.126569**
SAR 1g (W/Kg)	**0.223711**

E. Z Axis Scan

Z (mm)	**0.00**	**4.00**	**6.00**	**8.00**	**10.00**	**12.00**	**14.00**	**16.00**	**18.00**
SAR (W/Kg)	**0.6172**	**0.3081**	**0.2154**	**0.1507**	**0.1078**	**0.0795**	**0.0606**	**0.0477**	**0.0384**

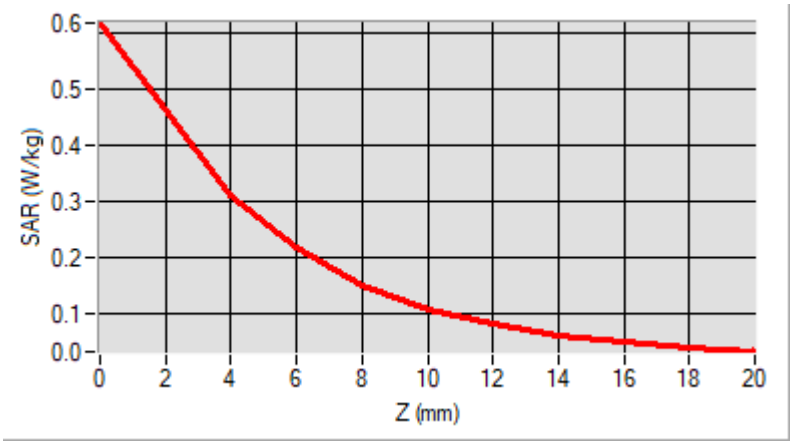

F. 3D Image

3D screen shot	**Hot spot position**
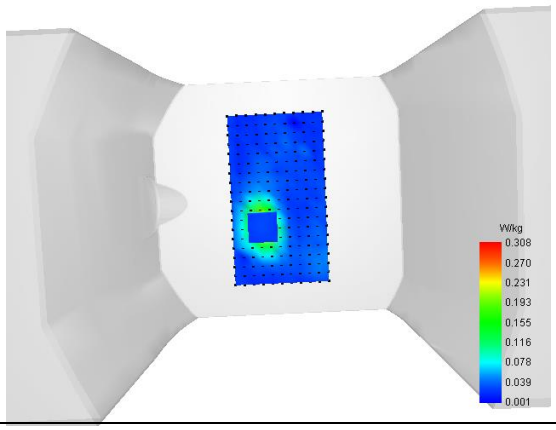	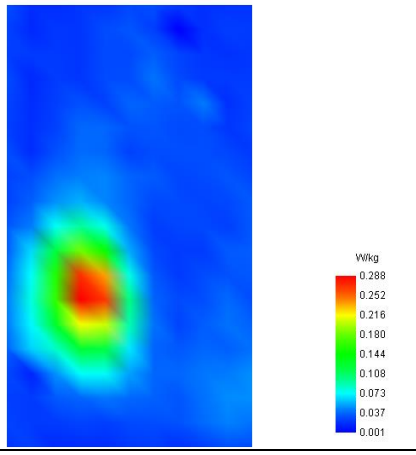

MEASUREMENT 34

Type: Phone measurement (Complete)
Date of measurement: 2023-03-23
Measurement duration: 12 minutes 3 seconds

A. Experimental conditions

Area Scan	dx=8mm dy=8mm
Zoom Scan	dx=4mm dy=4mm dz=2mm
Phantom	Flat Plane
Device Position	Back
Band	WiFi_802.11b-ANT2
Channels	Middle
Signal	Duty Cycle: 1:1

B. SAR Measurement Results

Frequency (MHz)	2412.000000
Relative Permittivity (real part)	53.561212
Conductivity (S/m)	1.931202
Power Variation (%)	0.568374
Ambient Temperature	23.5
Liquid Temperature	23.5

C. SAR Surface and Volume

SURFACE SAR	VOLUME SAR
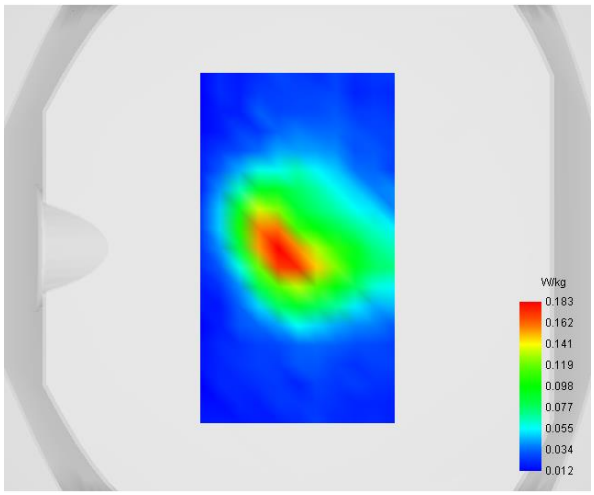	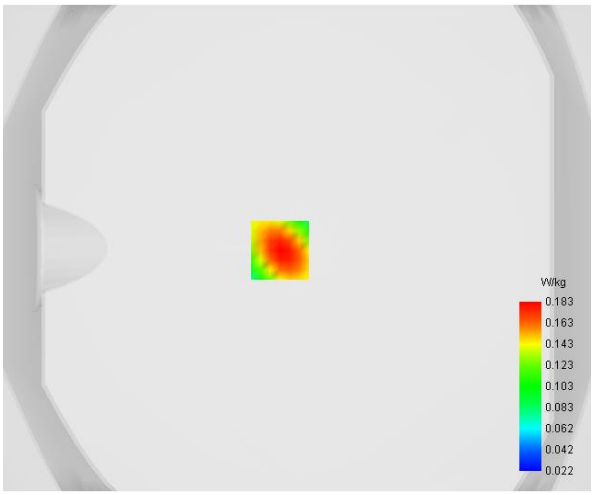

Maximum location: X=-7.00, Y=-1.00

D. SAR 1g & 10g

SAR 10g (W/Kg)	**0.053856**
SAR 1g (W/Kg)	**0.091926**

E. Z Axis Scan

Z (mm)	**0.00**	**4.00**	**6.00**	**8.00**	**10.00**	**12.00**	**14.00**	**16.00**	**18.00**
SAR (W/Kg)	**0.1849**	**0.0930**	**0.0662**	**0.0483**	**0.0370**	**0.0303**	**0.0264**	**0.0244**	**0.0235**

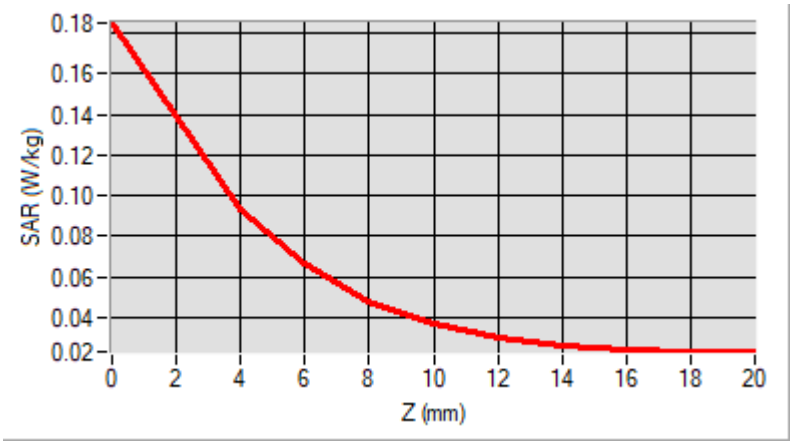

F. 3D Image

3D screen shot	**Hot spot position**
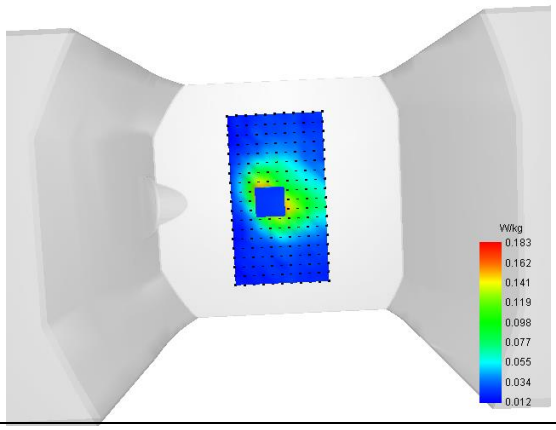	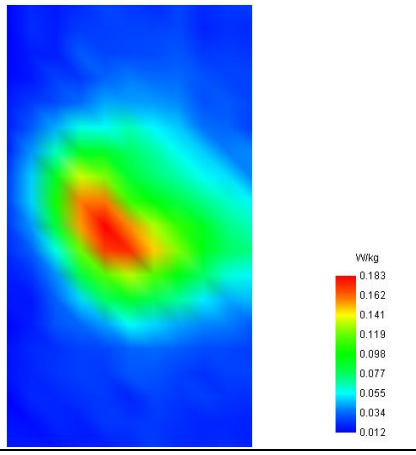

MEASUREMENT 35

Type: Phone measurement (Complete)
Date of measurement: 2023-03-28
Measurement duration: 12 minutes 3 seconds

A. Experimental conditions

Area Scan	dx=8mm dy=8mm
Zoom Scan	dx=4mm dy=4mm dz=2mm
Phantom	Flat Plane
Device Position	Back
Band	WLAN(5.2GHz)_802.11a-ANT2
Channels	High
Signal	Duty Cycle: 1:1

B. SAR Measurement Results

Frequency (MHz)	5240.000000
Relative Permittivity (real part)	47.132985
Conductivity (S/m)	5.434267
Power Variation (%)	-1.660000
Ambient Temperature	22.3
Liquid Temperature	22.3

C. SAR Surface and Volume

SURFACE SAR	VOLUME SAR
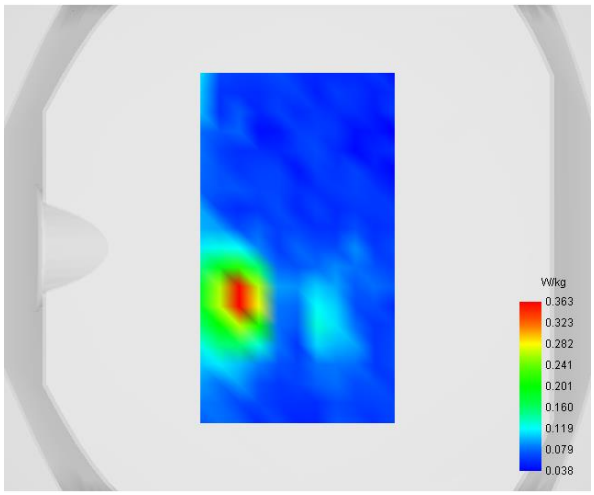	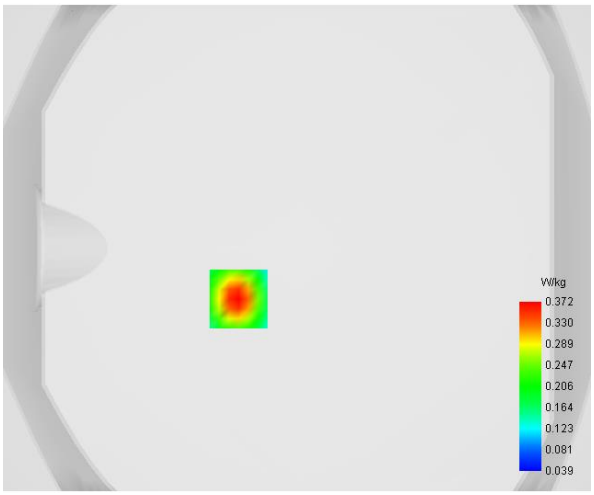

Maximum location: X=-24.00, Y=-21.00

D. SAR 1g & 10g

SAR 10g (W/Kg)	**0.120463**
SAR 1g (W/Kg)	**0.263727**

E. Z Axis Scan

Z (mm)	**0.00**	**2.00**	**4.00**	**6.00**	**8.00**	**10.00**	**12.00**	**14.00**	**16.00**
SAR (W/Kg)	**0.6035**	**0.3818**	**0.2374**	**0.1394**	**0.0938**	**0.0662**	**0.0540**	**0.0487**	**0.0491**

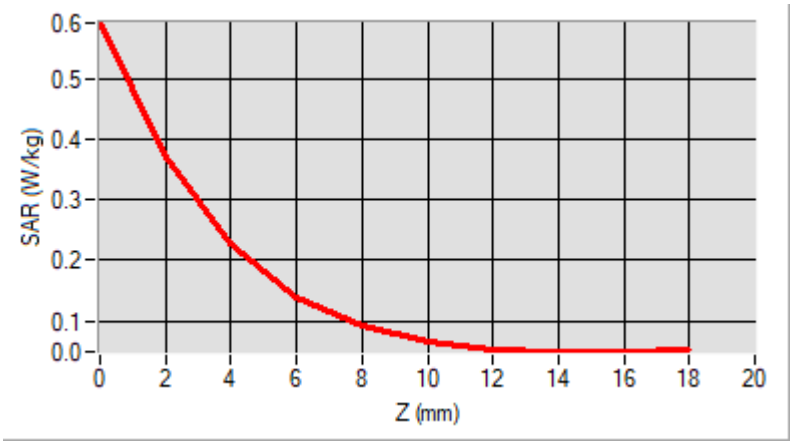

F. 3D Image

3D screen shot	**Hot spot position**
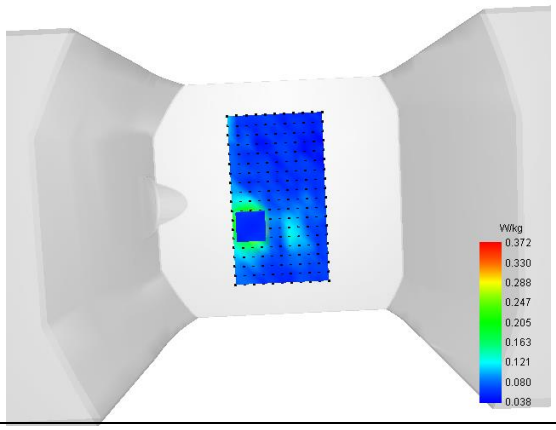	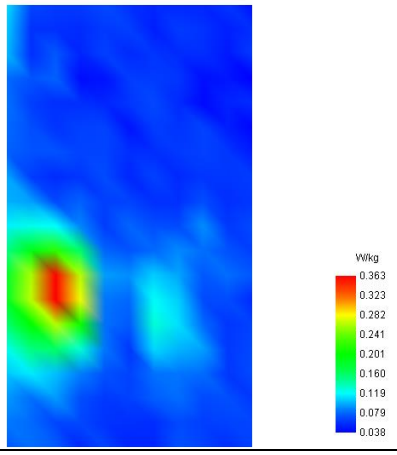

MEASUREMENT 36

Type: Phone measurement (Complete)
Date of measurement: 2023-03-28
Measurement duration: 12 minutes 3 seconds

A. Experimental conditions

Area Scan	dx=8mm dy=8mm
Zoom Scan	dx=4mm dy=4mm dz=2mm
Phantom	Flat Plane
Device Position	Right
Band	WLAN(5.3GHz)_ 802.11n (HT20)-ANT2
Channels	Low
Signal	Duty Cycle: 1:1

B. SAR Measurement Results

Frequency (MHz)	5260.000000
Relative Permittivity (real part)	46.523248
Conductivity (S/m)	47.132715
Power Variation (%)	0.950000
Ambient Temperature	22.3
Liquid Temperature	22.3

C. SAR Surface and Volume

SURFACE SAR	VOLUME SAR
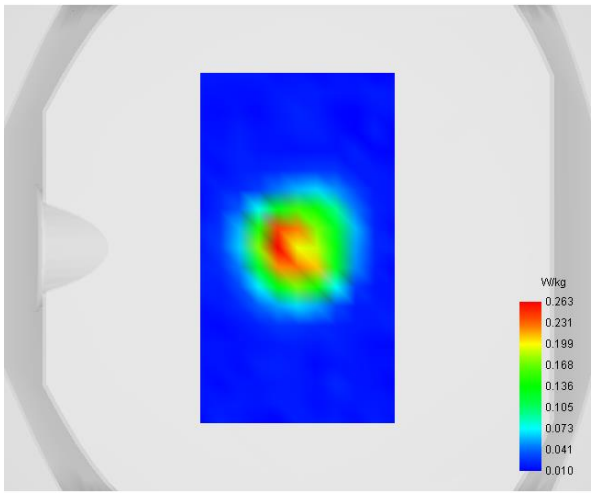	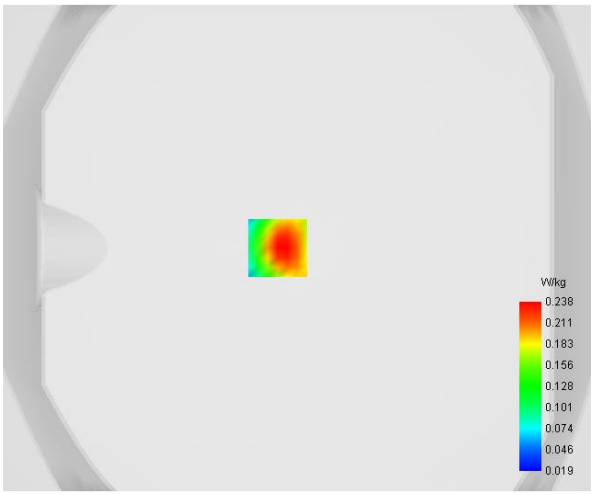

Maximum location: X=-8.00, Y=0.00

D. SAR 1g & 10g

SAR 10g (W/Kg)	**0.107149**
SAR 1g (W/Kg)	**0.236954**

E. Z Axis Scan

Z (mm)	**0.00**	**4.00**	**6.00**	**8.00**	**10.00**	**12.00**	**14.00**	**16.00**	**18.00**
SAR (W/Kg)	**0.6599**	**0.2383**	**0.1280**	**0.0955**	**0.0538**	**0.0448**	**0.0302**	**0.0295**	**0.0243**

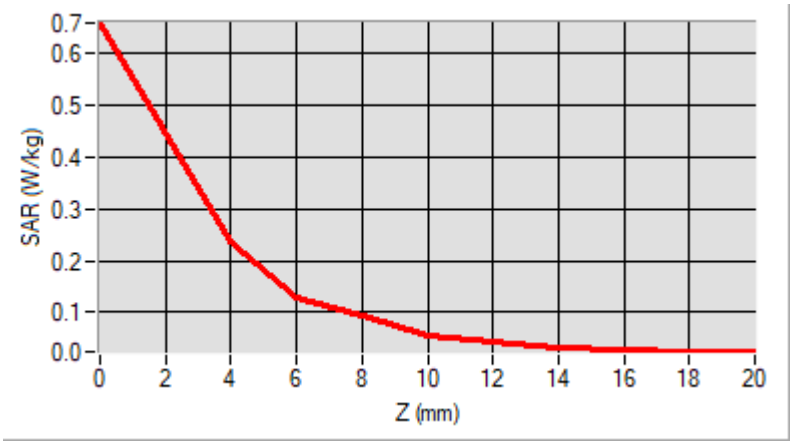

F. 3D Image

3D screen shot	**Hot spot position**
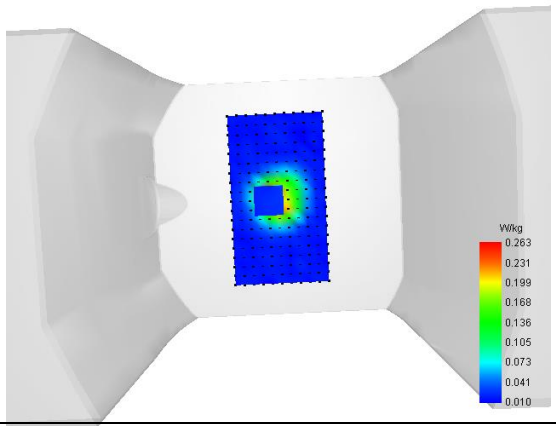	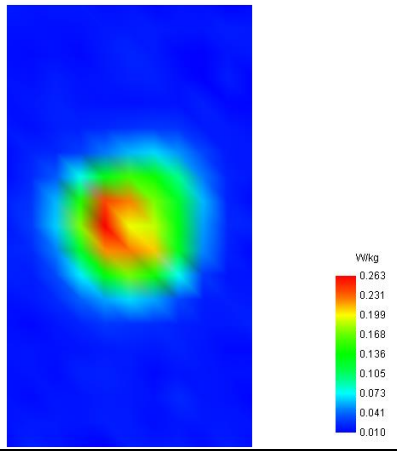

MEASUREMENT 37

Type: Phone measurement (Complete)
Date of measurement: 2023-03-28
Measurement duration: 12 minutes 3 seconds

A. Experimental conditions

Area Scan	dx=8mm dy=8mm
Zoom Scan	dx=4mm dy=4mm dz=2mm
Phantom	Flat Plane
Device Position	Back
Band	WLAN(5.6GHz)_802.11a-ANT2
Channels	Low
Signal	Duty Cycle: 1:1

B. SAR Measurement Results

Frequency (MHz)	5500.000000
Relative Permittivity (real part)	47.362911
Conductivity (S/m)	5.714268
Power Variation (%)	-1.660000
Ambient Temperature	22.3
Liquid Temperature	22.3

C. SAR Surface and Volume

SURFACE SAR	VOLUME SAR
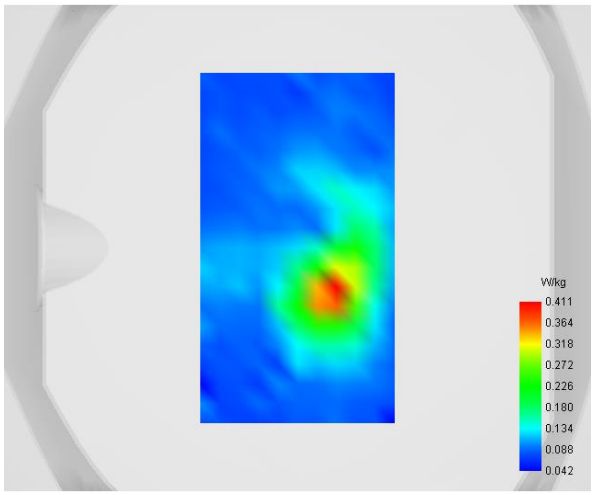	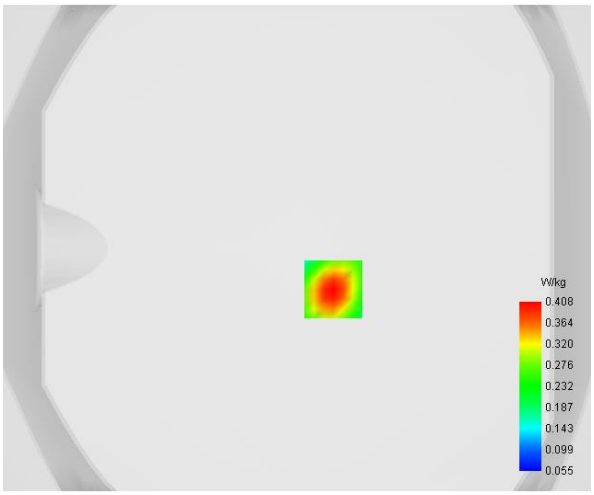

Maximum location: X=15.00, Y=-17.00

D. SAR 1g & 10g

SAR 10g (W/Kg)	**0.117041**
SAR 1g (W/Kg)	**0.203974**

E. Z Axis Scan

Z (mm)	**0.00**	**2.00**	**4.00**	**6.00**	**8.00**	**10.00**	**12.00**	**14.00**	**16.00**
SAR (W/Kg)	**0.5096**	**0.3908**	**0.3137**	**0.2493**	**0.2020**	**0.1671**	**0.1509**	**0.1307**	**0.1144**

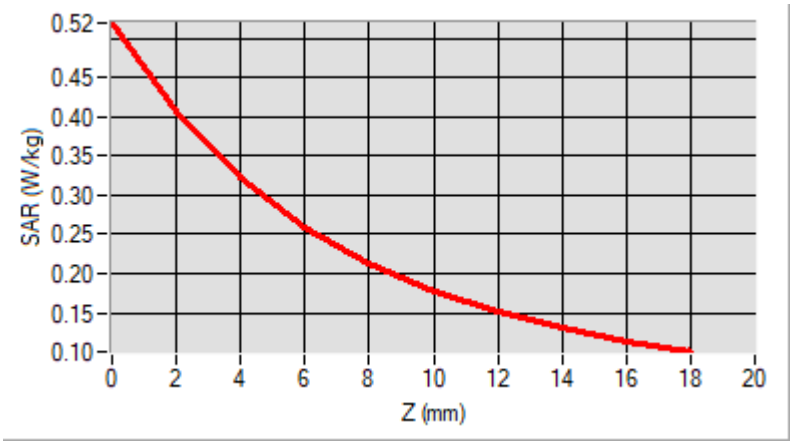

F. 3D Image

3D screen shot	**Hot spot position**
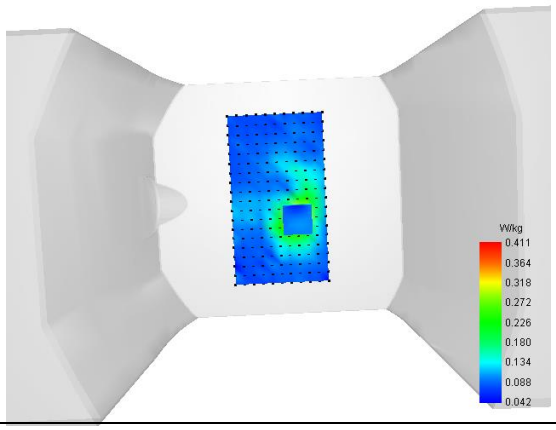	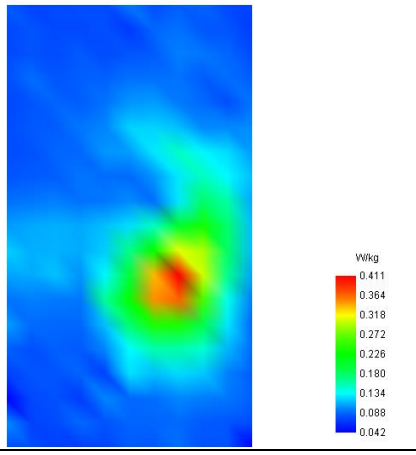

MEASUREMENT 38

Type: Phone measurement (Complete)
Date of measurement: 2023-03-28
Measurement duration: 12 minutes 3 seconds

A. Experimental conditions

Area Scan	dx=8mm dy=8mm
Zoom Scan	dx=4mm dy=4mm dz=2mm
Phantom	Flat Plane
Device Position	Back
Band	SRD(5.8GHz)_802.11a-ANT2
Channels	Middle
Signal	Duty Cycle: 1:1

B. SAR Measurement Results

Frequency (MHz)	5785.000000
Relative Permittivity (real part)	49.933247
Conductivity (S/m)	5.901156
Power Variation (%)	0.950000
Ambient Temperature	22.3
Liquid Temperature	22.3

C. SAR Surface and Volume

SURFACE SAR	VOLUME SAR
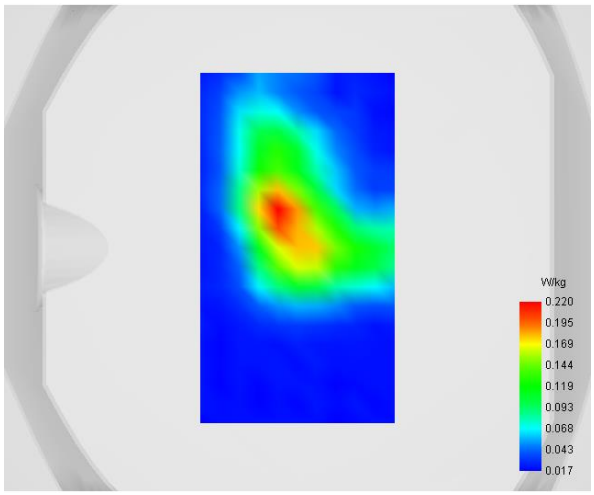	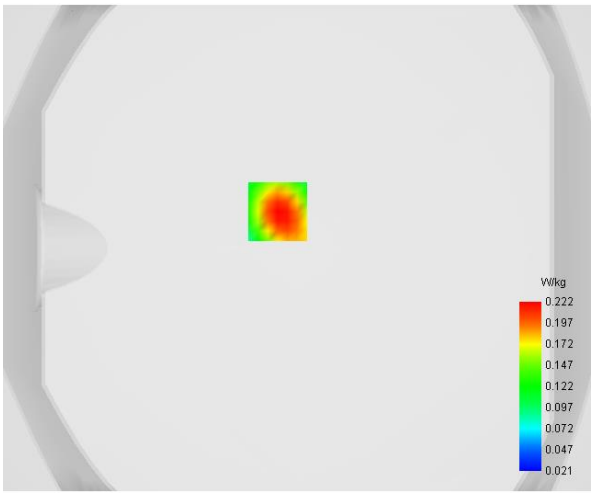

Maximum location: X=-8.00, Y=15.00

D. SAR 1g & 10g

SAR 10g (W/Kg)	**0.103717**
SAR 1g (W/Kg)	**0.215270**

E. Z Axis Scan

Z (mm)	**0.00**	**4.00**	**6.00**	**8.00**	**10.00**	**12.00**	**14.00**	**16.00**	**18.00**
SAR (W/Kg)	**0.4841**	**0.2223**	**0.1478**	**0.0986**	**0.0681**	**0.0495**	**0.0382**	**0.0315**	**0.0273**

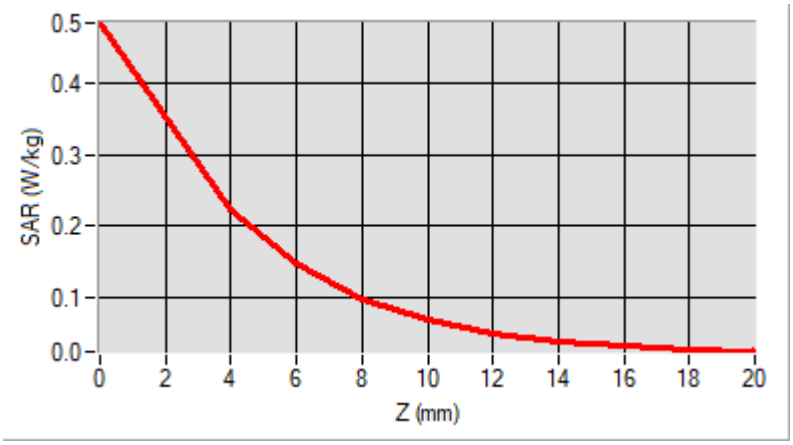

F. 3D Image

3D screen shot	**Hot spot position**
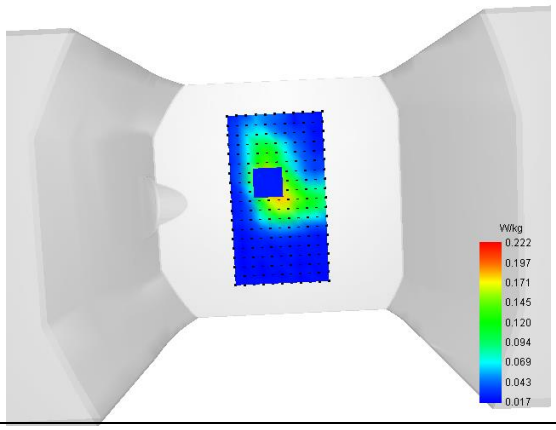	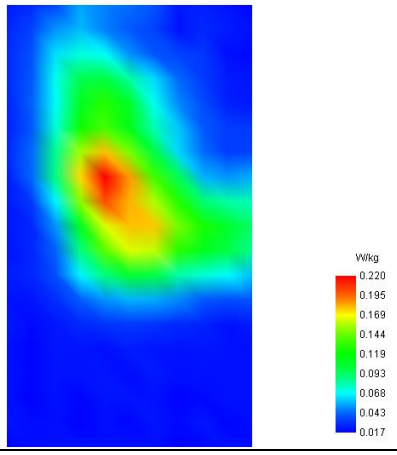

MEASUREMENT 39

Type: Phone measurement (Complete)
Date of measurement: 2023-03-23
Measurement duration: 12 minutes 3 seconds

A. Experimental conditions

Area Scan	dx=8mm dy=8mm
Zoom Scan	dx=4mm dy=4mm dz=2mm
Phantom	Flat Plane
Device Position	Back
Band	Bluetooth_ GFSK
Channels	Middle
Signal	Duty Cycle: 1:1

B. SAR Measurement Results

Frequency (MHz)	2441.000000
Relative Permittivity (real part)	53.580463
Conductivity (S/m)	1.932727
Power Variation (%)	1.140000
Ambient Temperature	23.5
Liquid Temperature	23.5

C. SAR Surface and Volume

SURFACE SAR	VOLUME SAR
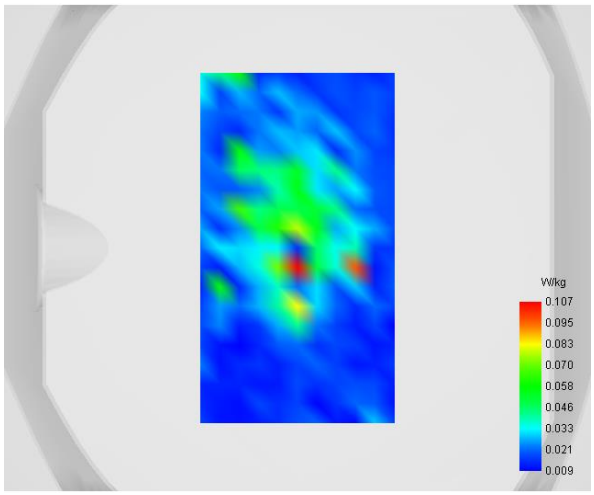	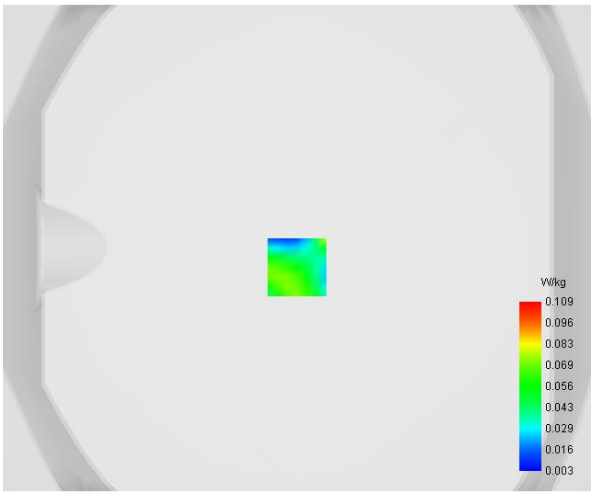

Maximum location: X=0.00, Y=-8.00

D. SAR 1g & 10g

SAR 10g (W/Kg)	**0.043565**
SAR 1g (W/Kg)	**0.059867**

E. Z Axis Scan

Z (mm)	**0.00**	**4.00**	**6.00**	**8.00**	**10.00**	**12.00**	**14.00**	**16.00**	**18.00**
SAR (W/Kg)	**0.1737**	**0.0772**	**0.0289**	**0.0181**	**0.0156**	**0.0073**	**0.0122**	**0.0106**	**0.0517**

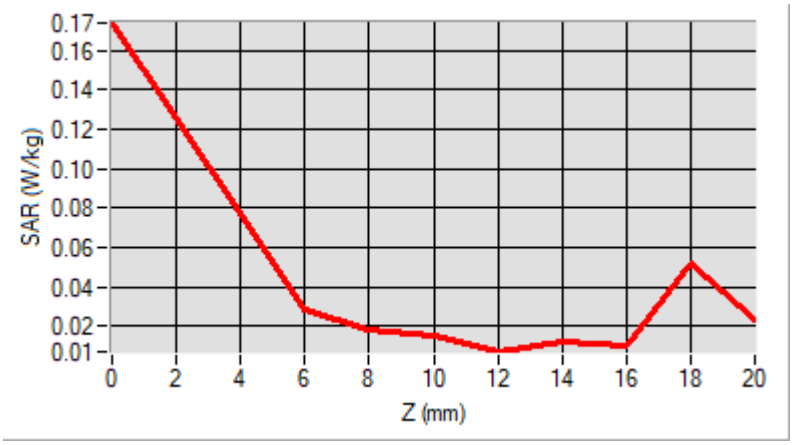

F. 3D Image

3D screen shot	**Hot spot position**
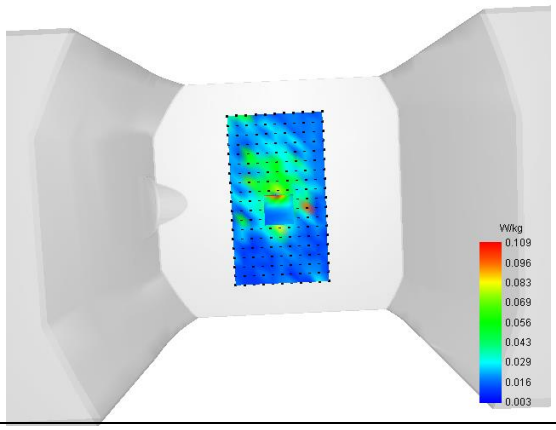	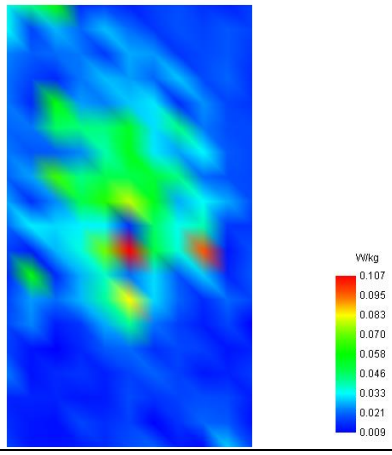

MEASUREMENT 40

Type: Phone measurement (Complete)
Date of measurement: 2023-03-23
Measurement duration: 12 minutes 3 seconds

A. Experimental conditions

Area Scan	dx=8mm dy=8mm
Zoom Scan	dx=4mm dy=4mm dz=2mm
Phantom	Flat Plane
Device Position	Back
Band	LTE Band 41CA
Channels	QPSK, 20MHz, 1RB, Middle
Signal	Duty Cycle 1:1

B. SAR Measurement Results

Frequency (MHz)	2592.01-2593.99
Relative Permittivity (real part)	53.262575
Conductivity (S/m)	2.091879
Power Variation (%)	2.051800
Ambient Temperature	23.5
Liquid Temperature	23.5

C. SAR Surface and Volume

SURFACE SAR	VOLUME SAR
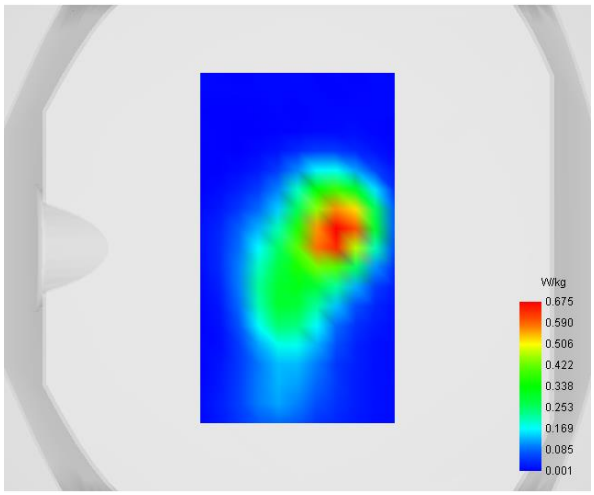	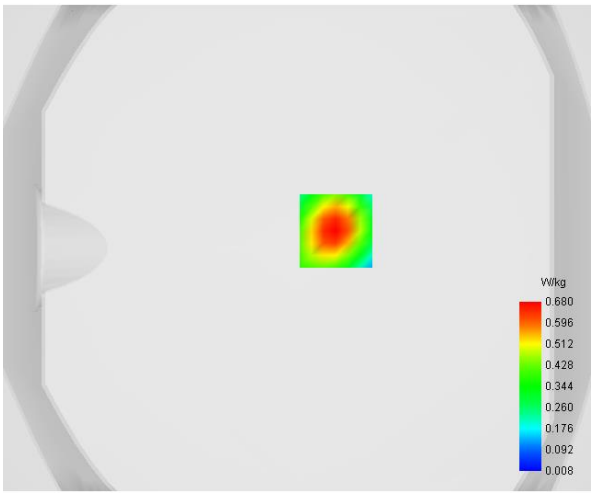

Maximum location: X=16.00, Y=7.00

D. SAR 1g & 10g

SAR 10g (W/Kg)	**0.300089**
SAR 1g (W/Kg)	**0.629489**

E. Z Axis Scan

Z (mm)	**0.00**	**4.00**	**6.00**	**8.00**	**10.00**	**12.00**	**14.00**	**16.00**	**18.00**
SAR (W/Kg)	**1.1774**	**0.6803**	**0.5239**	**0.3707**	**0.2891**	**0.1897**	**0.1524**	**0.0891**	**0.0421**

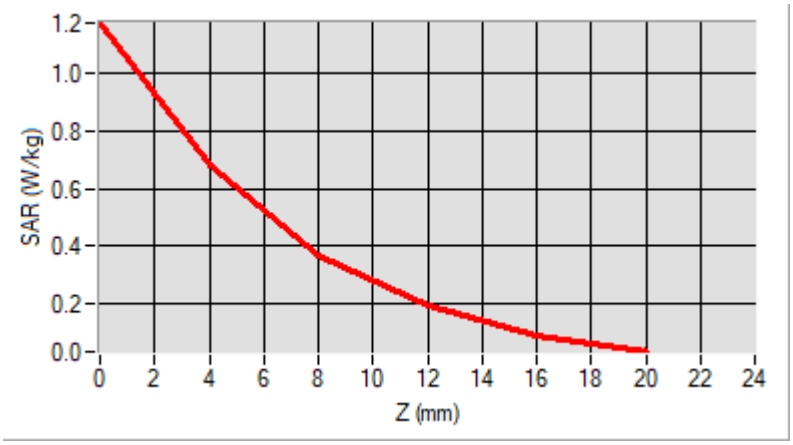

F. 3D Image

3D screen shot	**Hot spot position**
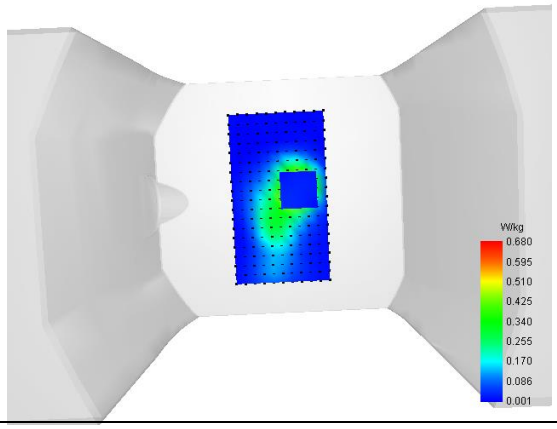	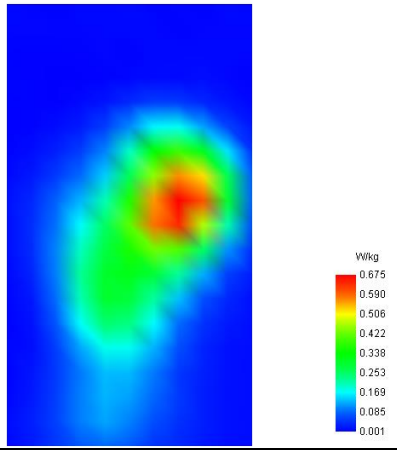

MEASUREMENT 41

Type: Phone measurement (Complete)
Date of measurement: 2023-03-28
Measurement duration: 12 minutes 3 seconds

A. Experimental conditions

Area Scan	dx=8mm dy=8mm
Zoom Scan	dx=4mm dy=4mm dz=2mm
Phantom	Flat Plane
Device Position	Back
Band	WLAN 5.2GHz _802.11a-ANT1
Channels	High
Signal	Duty Cycle 1:1

B. SAR Measurement Results

Frequency (MHz)	5240.000000
Relative Permittivity (real part)	47.133115
Conductivity (S/m)	5.431286
Power Variation (%)	1.932800
Ambient Temperature	22.3
Liquid Temperature	22.3

C. SAR Surface and Volume

SURFACE SAR	VOLUME SAR
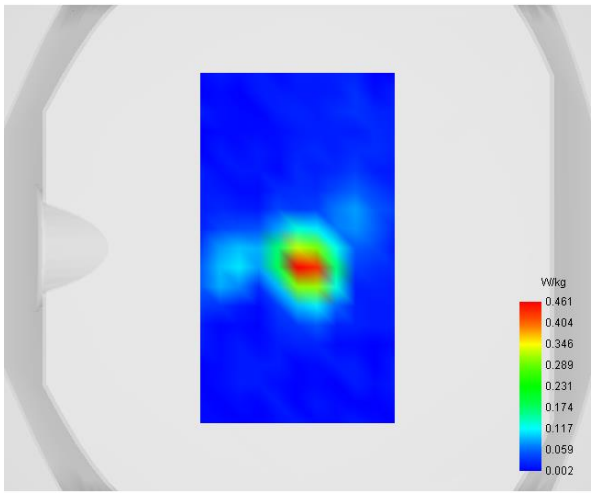	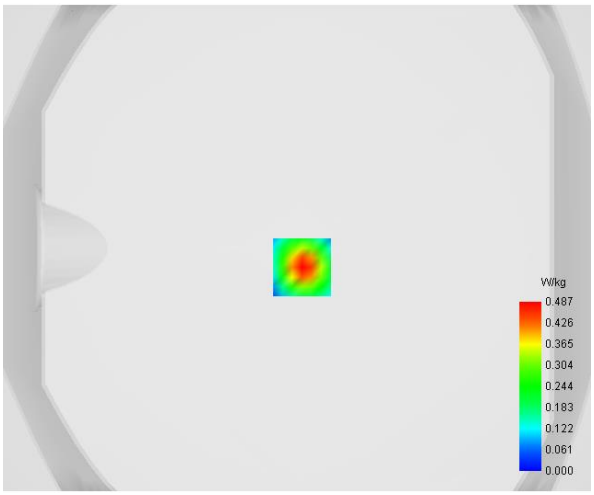

Maximum location: X=2.00, Y=-8.00

D. SAR 1g & 10g

SAR 10g (W/Kg)	**0.073824**
SAR 1g (W/Kg)	**0.256611**

E. Z Axis Scan

Z (mm)	**0.00**	**2.00**	**4.00**	**6.00**	**8.00**	**10.00**	**12.00**	**14.00**	**16.00**
SAR (W/Kg)	**0.8800**	**0.4871**	**0.2394**	**0.1065**	**0.0448**	**0.0107**	**0.0017**	**0.0063**	**0.0061**

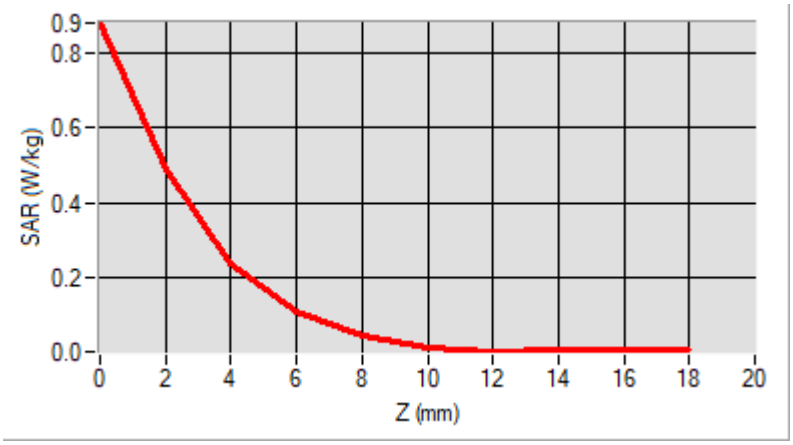

F. 3D Image

3D screen shot	**Hot spot position**
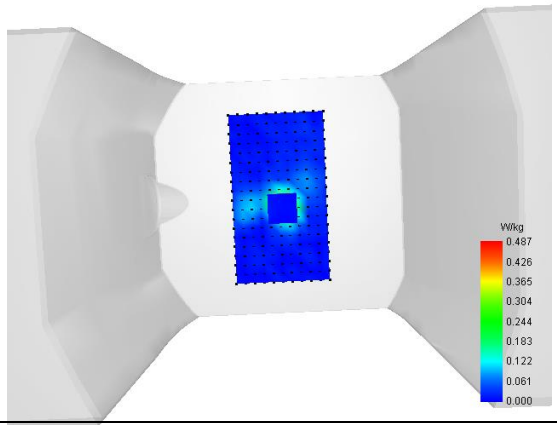	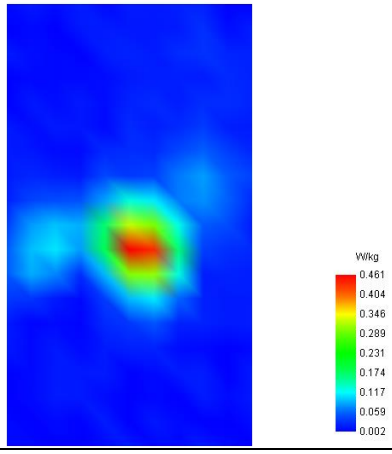

MEASUREMENT 42

Type: Phone measurement (Complete)
Date of measurement: 2023-03-28
Measurement duration: 12 minutes 3 seconds

A. Experimental conditions

Area Scan	dx=8mm dy=8mm
Zoom Scan	dx=4mm dy=4mm dz=2mm
Phantom	Flat Plane
Device Position	Back
Band	WLAN 5.2GHz _802.11a-ANT2
Channels	High
Signal	Duty Cycle 1:1

B. SAR Measurement Results

Frequency (MHz)	5240.000000
Relative Permittivity (real part)	47.133115
Conductivity (S/m)	5.431286
Power Variation (%)	-1.655800
Ambient Temperature	22.3
Liquid Temperature	22.3

C. SAR Surface and Volume

SURFACE SAR	VOLUME SAR
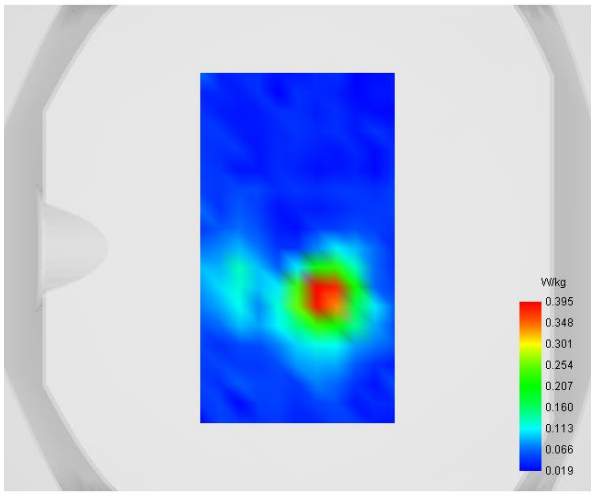	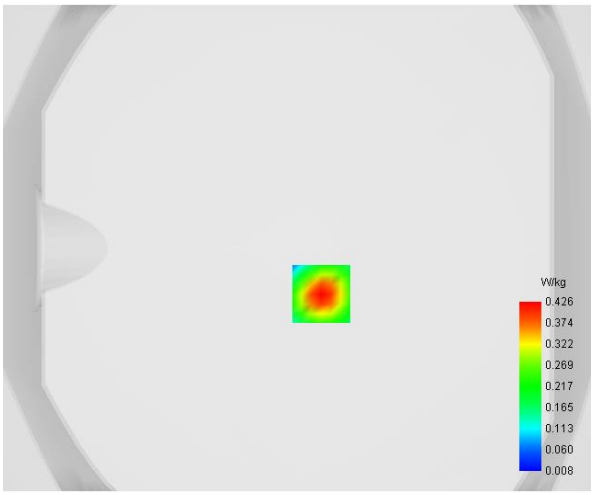

Maximum location: X=10.00, Y=-19.00

D. SAR 1g & 10g

SAR 10g (W/Kg)	**0.084185**
SAR 1g (W/Kg)	**0.245875**

E. Z Axis Scan

Z (mm)	**0.00**	**2.00**	**4.00**	**6.00**	**8.00**	**10.00**	**12.00**	**14.00**	**16.00**
SAR (W/Kg)	**0.7637**	**0.4262**	**0.2183**	**0.1037**	**0.0483**	**0.0234**	**0.0132**	**0.0096**	**0.0091**

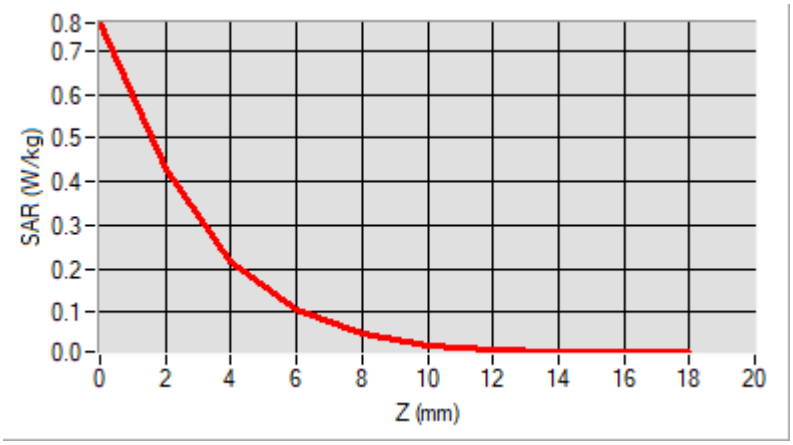

F. 3D Image

3D screen shot	**Hot spot position**
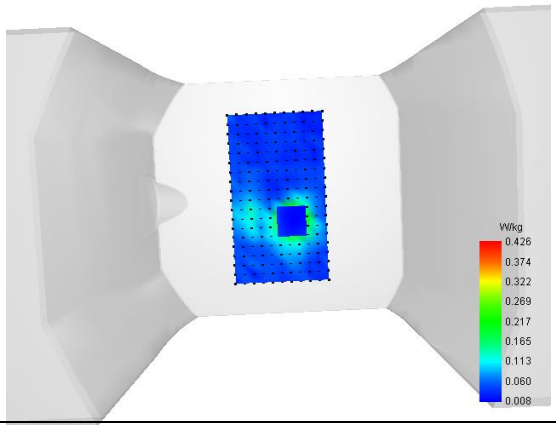	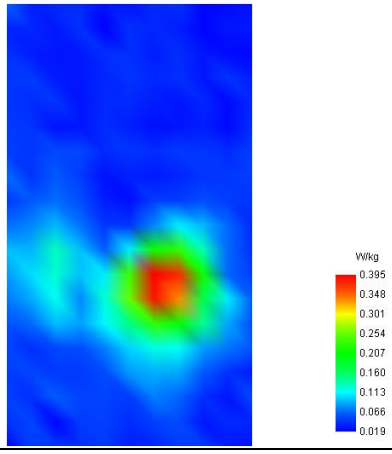

MEASUREMENT 43

Type: Phone measurement (Complete)
Date of measurement: 2023-03-23
Measurement duration: 12 minutes 3 seconds

A. Experimental conditions

Area Scan	dx=8mm dy=8mm
Zoom Scan	dx=4mm dy=4mm dz=2mm
Phantom	Flat Plane
Device Position	Back
Band	Bluetooth
Channels	Low
Signal	Duty Cycle 1:1

B. SAR Measurement Results

Frequency (MHz)	2402.000000
Relative Permittivity (real part)	53.561415
Conductivity (S/m)	1.931826
Power Variation (%)	3.131400
Ambient Temperature	23.5
Liquid Temperature	23.5

C. SAR Surface and Volume

SURFACE SAR	VOLUME SAR
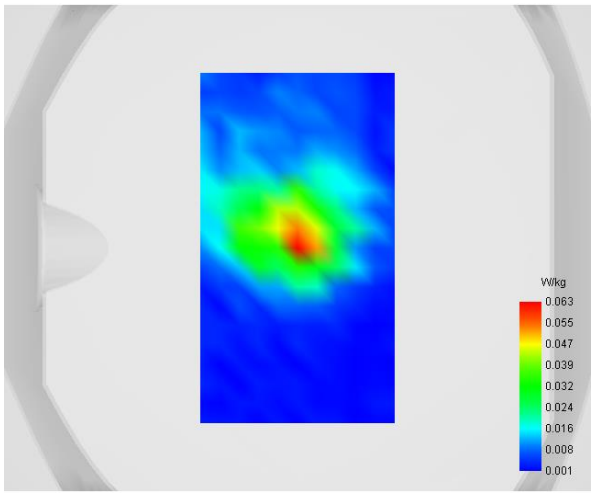	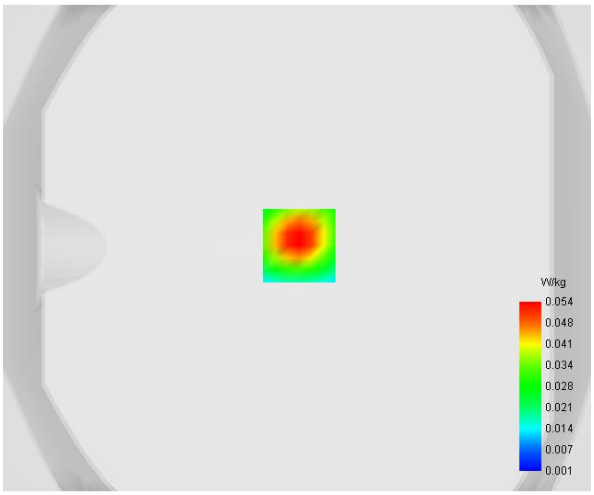

Maximum location: X=1.00, Y=1.00

D. SAR 1g & 10g

SAR 10g (W/Kg)	**0.024701**
SAR 1g (W/Kg)	**0.057798**

E. Z Axis Scan

Z (mm)	**0.00**	**4.00**	**8.00**	**12.00**	**16.00**
SAR (W/Kg)	**0.1281**	**0.0543**	**0.0201**	**0.0072**	**0.0033**

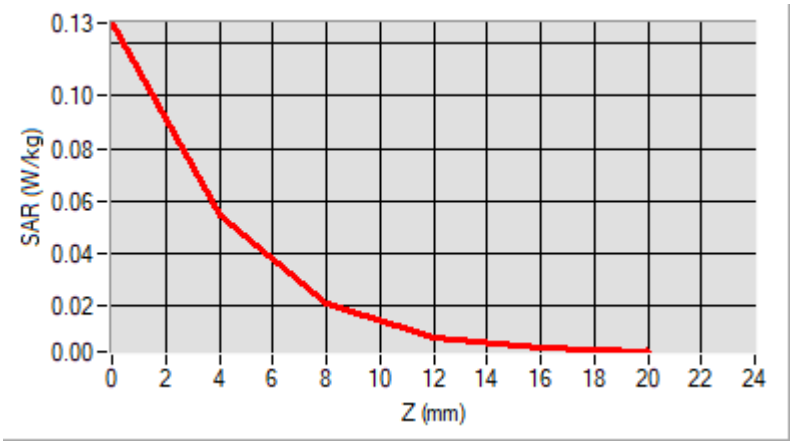

F. 3D Image

3D screen shot	**Hot spot position**
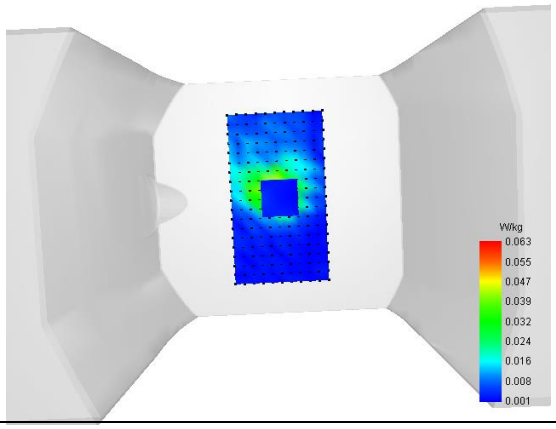	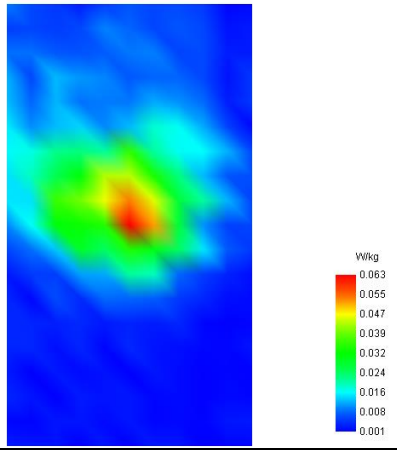

Annex C. EUT Photos

standard edition
EUT View 1



EUT View 2



EUT View 3

scanning code edition
EUT View 4



EUT View 5

EUT View 6

Antenna View

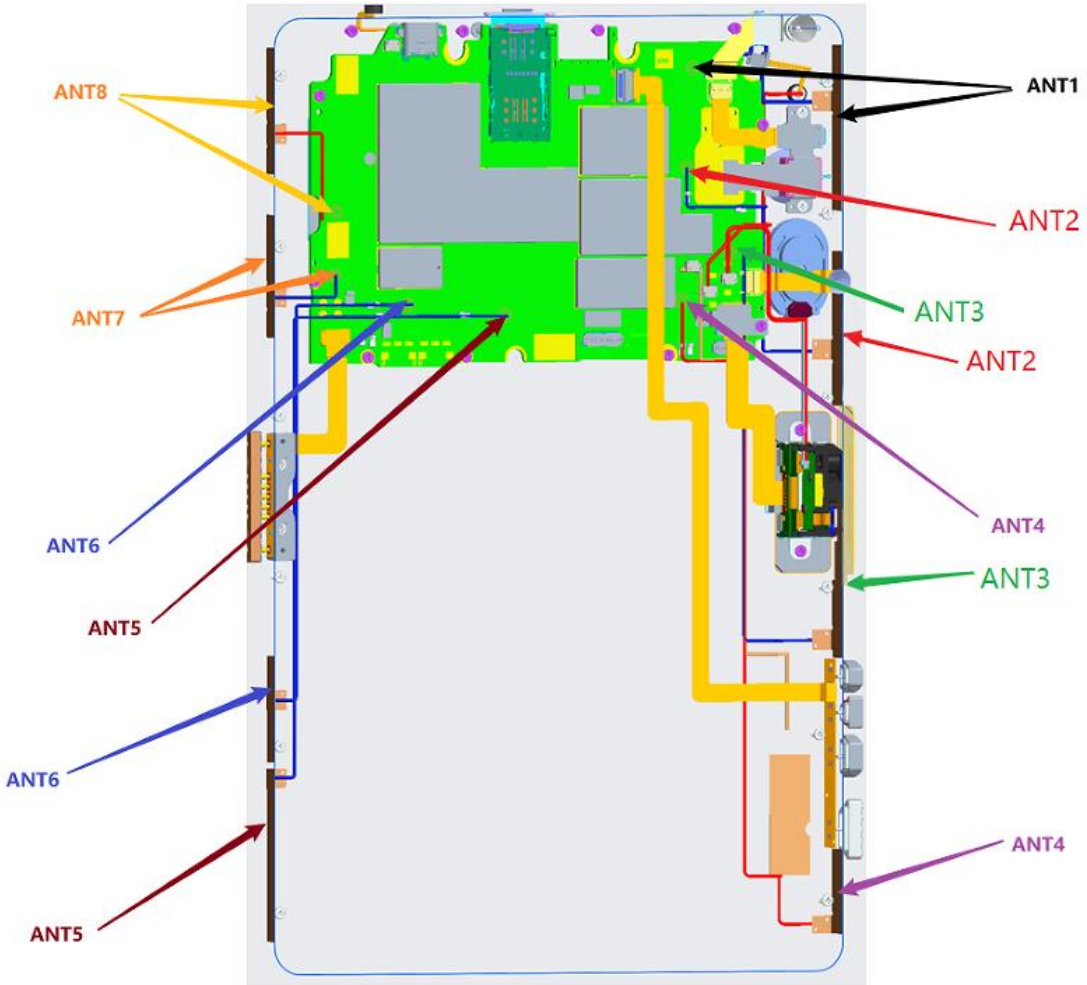

Annex D. Test Setup Photos

Body mode Exposure Conditions
Test distance: 0mm

Body Back



Body Right

Body Left

Body Top

Body Bottom

Annex E. Calibration Certificate

Please refer to the exhibit for the calibration certificate

******* END OF REPORT *******